





LIBRARY OF CONGRESS.

Chap. SF 287 Copyright No.


Shelf G 558


UNITED STATES OF AMERICA.













OSCAR R. GLEASON'S

— NEW —

PRACTICAL TREATISE

— ON THE —



BREAKING AND TAMING

— OF —

WILD  VICIOUS HORSES.

O. R. GLEASON, Author and Publisher.

SF287

. G558

COPYRIGHT LAWS OF THE UNITED STATES.

Any citizen of the United States, or resident therein, who is the author, inventor, designer or proprietor of any book, map, chart, dramatic or musical composition, engraving, cut, print, or photograph or negative thereof, or of a painting, drawing, chromo, statue, statuary, and of models or designs intended to be perfected as works of the fine arts, and the executors, administrators or assigns of any such person, may secure to himself the sole liberty of printing, publishing, completing, copying, executing and vending the same, and, if a dramatic composition, of publicly performing or representing it, or causing it to be performed or represented by others.

Every applicant for a copyright must state distinctly the name and residence of the claimant, and whether right is claimed as author, designer, or proprietor. No affidavit or formal application is required.

A printed copy of the title of the book, map, chart, dramatic or musical composition, engraving, cut, print or photograph, or a description of the painting, drawing, chromo, statue, statuary, or model or design for a work of the fine arts, for which copyright is desired, must be sent by mail or otherwise, prepaid, addressed: "Librarian of Congress, Washington, D. C." This must be done before publication of the book or other article.

A fee of 50 cents for recording the title of each book or other article, must be inclosed with the title as above, and 50 cents in addition (or one dollar in all) for each certificate of copyright under seal of the Librarian of Congress, which will be transmitted by early mail.

Within ten days after publication of each book or other article, two complete copies must be sent prepaid, or under free labels, furnished by the Librarian, to perfect the copyright, with the address, "Librarian of Congress, Washington, D. C."

Without the deposit of copies above required, the copyright is void, and a penalty of \$25 is incurred.

No copyright is valid unless notice is given by inserting in every copy published:

"Entered according to act of Congress, in the year —, by —, in

the office of the Librarian of Congress, at Washington," or, at the option of the person entering the copyright, the words "Copyright, 18—, by——"

The law imposes a penalty, \$100.00, upon any person who has not obtained a copyright who shall insert the notice "Entered according to act of Congress," or "Copyright," or words of the same import, in or upon any book or other article. Each copyright secures the exclusive right of publishing the book or article copyrighted for the term of twenty-eight years. Six months before the end of that time, the author or designer, or his widow or children, may secure a renewal for the further term of fourteen years, making forty-two years in all. Any copyright is assignable by law, by an instrument of writing, but such assignment must be recorded in the office of the Librarian of Congress within sixty days from its date. The fee for this record and certificate is one dollar.

Any author may reserve the right to translate or to dramatize his own work. In this case notice should be given by printing the words "Right of Translation reserved," or "All rights reserved," below the notice of copyright entry, and notifying the Librarian of Congress of such reservation, to be entered upon the record. In the case of books published in numbers, or engravings, photographs, or other articles published with variations, a copyright is to be entered for each volume or part of a book, or number of a periodical, or variety as to style, title, or inscription of any other article.

Copyrights cannot be granted upon trade-marks, nor upon labels intended to be used with any article of manufacture. If protection for such prints or labels is desired, application must be made to the Patent Office, where they are registered at a fee of \$6.00 for labels, and \$25.00 for trade-marks.



Yours Truly
Oscar R. Elason

THE GLEASON BRIDLE BIT,

Patented February 21st, 1888.

PROF. OSCAR R. GLEASON,

KING OF HORSE TAMERS,

Copyrighted April 1st, 1887.

BY PROF. O. R. GLEASON.

GLEASON'S EUREKA AND BONAPARTE BRIDLES,

Copyrighted June 8th, 1885.

BY PROF O. R. GLEASON.

THE GLEASON BRIDLE,

Patent applied for.

THE GLEASON NEW BREAK HARNESS.

Patent applied for.

OSCAR R. GLEASON'S

❧ Practical Treatise ❧

— ON THE —

Breaking ❧ Taming of Wild ❧ Vicious


HORSES

— WITH —

9540
OVER TWO HUNDRED ILLUSTRATIONS.

EMBRACING:

- 1.—*A Short and Concise History of the Life, Struggles and Trials of the Author in Compiling this Work.*
- 2.—*The Breaking and Taming of Wild and Vicious Horses by Questions Asked and Answered.*
- 3.—*How to Detect an Unsound Horse.*
- 4.—*Method of Telling a Horse's Age from One to Twenty-one Years.*
- 5.—*Horseback Riding.*
- 6.—*The Breeding and Care of the Foal.*
- 7.—*The Government Farm.*
- 8.—*Practical Suggestions on Horse-Shoeing.*
- 9.—*Veterinary Department for Horses.*
- 10.—*Veterinary Department for Dogs.*



BALTIMORE.


1889.

Entered according to Act of Congress in the year 1889, January 19th, by

OSCAR R. GLEASON,

In the office of the Librarian of Congress, at Washington, D. C.

JOHN COX'S SONS,
PRINTERS,
BALTIMORE, MD.



Norton B. Smith, of New Brunswick, Canada.

Mr. Smith has been for the past two years under the instructions of Prof. Gleason, and has become very proficient in the training of wild and vicious horses,

INTRODUCTION.

It is necessary for any man wishing to handle horses successfully to be self-possessed, determined, and to give some attention to the horse's natural habits and disposition. I do not think it is claiming too much for my system to say, by its use, any horse may be broke (regardless of his being previously spoiled,) so as to make him perfectly docile and even safe for a family horse.

In dealing with my plan, you are not wasting your time with a mysterious trick, with which so many are humbugged by unprincipled men who have nothing good at heart for either horse or man, but merely want ill-gained dollars. In my book you will find the principles of a universally applicable system for the better training of horses for man's use, producing such matchless docility as has not before been found. The three fundamental principles of my theory are: First, control—teaching submission and docility. (This being the first lesson for the horse, is of the greatest importance, and is the same to his after education that the alphabet is to the boy's, and should be learned perfectly for ease and success in after lesson.) Secondly, let kindness run through all your actions toward the horse. Thirdly, appeal properly to the horse's understanding, prudently associating mastery with kindness; rebuke wrong and reward right.

Although the horse possesses some faculties superior to man, yet he is deficient in reasoning power; he is naturally of a kind disposition, as evidenced by his attachment to his kind keeper. He has no thought of disobedience, except by the pernicious imprudence of violating the laws of his nature, in which case he is not in fault, but

the violator. You will hereinafter learn that he may be taught to perfectly submit to anything, however odious it may have been to him at first.

As the value of the horse is daily becoming more manifest, it is presumed that any attempt to reduce into a system the art of preserving him in health and of removing disease will not be unacceptable.

It is certain that at no period in the history of this country has the horse stood so high in general estimation, or by the display of his various powers rendered himself an object more worthy of our consideration. As greater attention is now paid to the breeding of horses, for the different purposes of the turf, the road, etc., so should our anxiety for their education increase.

The object of this publication is to render as plain and familiar as possible a subject that has for a length of time remained in obscurity. The want of a work possessing practical facts and illustrations has long been severely felt and acknowledged.

Under this conviction I am induced to lend my aid in bringing forth the present volume, with such alterations and additions as an extensive experience in this country has taught me.

To remove long-standing prejudices, I am aware, is a difficult task, still I venture to hope that a careful perusal of these pages will excite, in some degree, the feelings of humanity in respect to the many sufferings to which the generous animal is frequently liable from unmerited cruelty and injudicious treatment, and that mankind may be induced to view his sufferings with an eye of sympathy and tenderness, and have recourse to a rational mode of practice when accident or disease may require it.

I am not aware that any publication has been issued from the press of any country in which the science of horsemanship has been laid down in such a manner as to be clearly understood. The present work is so familiar in its composition as to render it at once inter-

esting and intelligible to every one who may think proper to peruse its contents.

I claim the honor of being the only horse-trainer or teacher of horsemanship who ever advanced the idea of introducing their methods to the United States Government, and if used according to my instructions, and as I lay down in my book, will be of great benefit to the Government.

This is a day of progression. Men are respected in proportion to their education, intelligence and usefulness; governments are respected for the soundness of their constitutions and intelligence of their laws and enforcement of the same, and the size and efficiency of their armies. The soldier who receives a careful training and useful education in the military science, and conducts himself properly, is respected, trusted and promoted. I contend that the soldier's education has not been completed until he has a thorough knowledge of the great art of horse-training and educating his horse, for he should be to him a daily companion. By a thorough knowledge of this great art, to which I allude, he is capable of judging the most intelligent, hardy and useful horse for his department of the service. The more useful the animal to his master, the more companionable and highly appreciated. The better the horse, the better the master. It is for this purpose that I have written this book, from an experience of over fifteen years in the study of the training and education of the horse, and if these instructions are put to practical use, they will improve the military service in all departments in which horses are used.

My one aim and object is to get my methods of training and educating the noble and intelligent horse before the people of this country, for I feel by so doing a noble and lasting good will be done the poor, unappreciated dumb brute; and though they can never know the good I shall have done them, their masters will be able to appreciate, if they see, learn and know of my method.

Permit me to state briefly that I have traveled all over this United

States, which has required fifteen years of the best part of my life. I have given public exhibitions in all of the principal cities and towns. I have handled over seventeen thousand of the most vicious kickers, balkers, strikers, plungers, biters, bolters, shyers, and horses possessing all other vicious habits known, but I have yet to find the horse I could not by my methods conquer, subdue and make docile in a short time. And in all of the time I have mentioned I have not injured one horse, nor is it necessary for me to be cruel, owing to the simplicity and perfection of my methods.

It is with a feeling of pride—for I have earned my success by honesty of purpose, straightforward action, hard labor and close study—that I refer with a feeling of pleasure to crowded houses wherever I have shown, and audiences made up of the very best class of citizens, which is the best evidence that my labors have been appreciated and my methods a success.

All of the engravings in this work are original ideas of mine, and are fully protected and covered by copyrights and patents.

I forbid any person publishing or causing to be published the manuscript of this book, or cause to be made or engraved one of the cuts therein.

In giving out this work I have tried to make it as simple and as plain as possible, as I do not approve of a great large book filled up with a lot of trash. All the scientific points of horsemanship are laid down here in common-sense talk. They can be readily understood by a boy of twelve. It has cost a large sum of money to engrave the different cuts and to make them plain, so they can be quickly understood by the reader. In the front part of the book is given a short history of my life and travels, and adventures with vicious horses.

Following this is the manner of training and educating a horse by questions asked and questions answered, which is entirely original with me. Following this is my views of what denotes an unsound

horse. Following this is my methods of telling the age of a horse accurately.

Following this is the Horseshoeing Department, in which I have not gone into all its details, but have simply called the reader to a few of the main facts which are so apparent to all horsemen, and, besides, to dwell on this subject and give it a general sifting, it would occupy too much space in this work, and to the crowding out of other important matter.

Following this is the Veterinary Department, which contains hints and suggestions from a regular graduate of veterinary college, and who has had a practice of thirty years, and any one using the recipes or remedies herein named, can do so with perfect safety, for in my practice I have used them all, and certainly attest as to their efficacy. Still I would advise any person having a sick horse to immediately call upon a veterinary surgeon, and never rely upon too many persons giving you advice upon the disease of the horse. We cannot pay too high a tribute the good work our veterinary colleges are doing for us, and be assured that it is always safe to employ a graduate therefrom. In cases where it becomes necessary to perform a surgical operation, I would always suggest that a thorough and practical veterinarian be called quickly, as in case of doubt, always take the safe side. There can be no rules or proper suggestions laid down in any book touching such cases, hence I refrain from mentioning them, or at least in making the attempt. Hoping and fully believing that all persons who may chance to peruse this work, if they fully carry out the instructions laid down here for their benefit, and which has cost me a lifetime of mental and physical labor to acquire, not mentioning the thousands of dollars squandered in its accumulation, that both horse and man will be benefited thereby,

Respectfully, your obedient servant,

OSCAR R. GLEASON.

A CONCISE HISTORY OF MY LIFE,

Consisting of some of the many scenes I have passed through in my Journeyings over the United States, as an educator and trainer of wild and vicious horses. As I have many a time been interviewed by the public as to the place of my nativity, I deem it but fair that I give to my readers a short history of my life, together with the ups and downs, its adversities and prosperities.

i.e. Worcester

I was born in Petersham, Wooster county, Mass., July 14th, 1856. My father was Charles F. Gleason, Jr., and was during his life recognised as a very successful horseman and stockman. Of course, I was at an early age pressed into the service of assistant to him, not in the slightest degree against my will, for I fully believe I inherited from my father, in no small way, his strong passion and indomitable will in handling and controlling that noble animal, so badly abused, yet so highly estimated by man. My father was a native of Rhode Island, was fully 6 feet in height, weighing 200 pounds, with light complexion, blue eyes, sandy beard, and a man of immense muscular development, and possessed great strength, and was noted and famous through all the Eastern States for his willingness to buy all runaway and otherwise unsafe animals, but which in his hands became models of safe family horses. For many years he was engaged in the Palm Leaf business, having splitting factories and bleacheries in Dana, Hardwick, Greenwich, Barre, Athol, Petersham and Orange. The leaf was to be found in almost every house in Massachusetts, New Hampshire, Vermont and Maine, where it was braided into hats for him. This required a large amount of riding and teaming. My father always had from seven to twelve of the best horses that money could buy. He had on the road all the time, not less than 50 peddling wagons, with which the leaf was distributed and the hats

collected. When my father heard of a runaway or vicious animal, he would go miles to buy it, claiming that only the best horses were vicious. He declared that the best way to cure a runaway horse, was to give him the end of the road. I never knew him to have a sick or lame horse in my life; although he gave his animals hard drives, he always took the best of care of them. He never drove less than 10 miles an hour on the road.

The maiden name of my sainted mother was Ellen F. Drury, a native of Salem, Mass. She was one of those earnest, determined



The first Horse and Dog I could ever call my own.

and devoted mothers, whose character and early teachings of life have done so much in shaping and developing the minds of the best class of the brain, bone and sinew portion of the people of New England. Allow me here to say, that I believe no class of people in our country ever accomplished more by hard, unremitting labor than

wives and mothers of our old New England farmers. My mother's life was no exception to this rule. With her large hazel eyes, light curly hair and loving heart, she was the joy of my boyhood's happy home, and her departure to a better land in 1871, made a void in my home never to be filled.

In 1868 my parents moved west, settling in Dakota, Humbolt county, Iowa, about 90 miles above Fort Dodge, on the west branch of the Des Moines river, where my father went extensively into the live stock business, handling thousands of head of cattle and carrying on the butchering business also. At this time my father presented me with a beautiful cow pony. I then thought my happiness complete, there seemed to be no enjoyment except with my faithful pony. When I was driving cattle all I had to do was to let my pony know what particular animal was wanted, and after it he would go and separate it from the others without having to be directed by the



Swimming the Des Moines River during the great flood.

reins. Once when we were driving a large number of wild steers, and we had to cross a bridge on the Des Moines river, one of the steers bolted out of the road and down the bank, plunging into the river. After him with a word from me went my pony and into the

river also. "Look out for quicksands," shouted my father. I was then in deep water, my pony swimming close up to the steer and biting at him to hurry him through. We safely emerged on the other side, though somewhat moistened. The time that I accomplished this feat of swimming my pony across the west branch of the Des Moines, was at the time of the great flood in 1869, I then being 13 years of age. On our arriving safely in the village of Springvale we had discovered that the dam just above the town had given away, and there was great danger of all the citizens being drowned. At once my father gave the order for every one to turn out with their teams and stop the water by filling up the large breach with boulders and rock. His example infused new life into the dazed citizens, who seeing they had a live Yankee for a leader, took hold with a will, so that there were at work at this critical time not less than 500 men with as many animals. Bidding defiance to the raging flood, they succeeded, by almost superhuman efforts, in counteracting the threatened destruction.

We remained West until 1871. After my mother's death, my father, brother and myself returned East and moved to Vermont. Here my father gave me a rare opportunity to develop my leading passion, which became more and more marked as I neared the age of 15, satisfied from my experience with the horse that he possessed more intelligence than was generally credited to him, and feeling the necessity of doing something to legitimately bring my science into notice. At that time traveling through the State of Vermont was the well known horse trainer, the late Prof. C. H. Williams; my father becoming a member of his class, and as it was the rule with Prof. Williams at that time, that any member of the family could attend free, I took advantage of his terms, and foreseeing what great results must ensue from an intelligent presentation of the art of educating the horse, I determined to make it a life study, and I had the pleasure of putting into effect the long cherished idea, which was to so train a horse as not only to make him gentle for family use, but to educate the people in the different methods used in training and handling the noble brute, the horse. While witnessing one of Prof. Williams' exhibitions in Western Vermont, in subduing and bringing under perfect control a wild and vicious colt, I was struck with wonder and amazement to see what power man did possess over


the dumb brute. I thereupon said to Prof. Williams that every man who had to do with horses should be taught the same art, and he says: "My boy, I am glad to have in you such an interested spectator, and if everybody could so readily see the utility of the methods I use, certainly my labor will not be in vain." As it was an established rule of Prof. Williams that when a man became a member of his class, he was constituted a life member, consequently I attended his exhibitions whenever and wherever I could hear of him, and I went to Jamaica, West Townsend and Wadsboro City, thereby getting the benefit of four exhibitions. At the last named place I remarked to Prof. Williams that I was going into the business. He laughed at me and said: "Young man, you will have a great deal to contend with in order to be successful."

And thus, with the kindly admonition of Prof. Williams, we again separated, and I continued my struggle to surmount all obstacles with hope against hope, and my only guide and counsellor was Prof. Williams' book on the horse, which I always retained, and treasured as my reference, and which I can look back to as a great assistant to my success in mastering the vicious horse, and when next I met my old friend Williams, it was between Jacksonville, Vt., and Reedsboro, Vt. I was indeed glad to meet my old friend again, and approached him under the garb of friendship; and after the first salutations were passed, Prof. Williams, after ascertaining my business, and as to what my intentions were, (on telling him I was billed at Reedsboro, Vt., to give an exhibition), then he sought to intimidate me by saying his devices for handling horses was all patented, and that if I did not stop using them he would have to prosecute me—he saw in me a competitor. "Well," I says, "Professor, I am booked for Reedsboro, and must fill the bill at whatever cost," and bade him adieu. On my arrival I found that Williams had been there before me and given an exhibition; but notwithstanding that, I opened up on the day and hour, and charged 50 cents admission, while my audience, though small, were very appreciative, as the total receipts were only \$4.50, which may seem to the reader as being small, it was a source of gratification to me, as it swelled the amount of cash in my hands that much—for on my arrival there I did not have even a penny, but made as much noise about the place as though I had plenty. Then I went home to my father's at West Townsend, and made prepara-

tions for my second tour. My father owned at this time a buckskin mare, four years old, which was a confirmed balky and kicker. I prevailed on him to let me take her and break her to drive without reins. At last he consented, and after my handling and by hard work, she was induced to become a pattern of docility. I was able to drive her without reins in one week from the time I commenced training her. In August, 1876, I gave my second exhibition in Wadsworth, Vt., and to my great astonishment, my receipts amounted to \$22. After the exhibition I drove back to my father's house and told him what I done, but received very little encouragement from him. The next morning I left for a two weeks' trip, stopping at the little towns in Vermont, and met with what I then thought good success, arriving home with \$15 in my "inside pocket" after paying all expenses. Well, my father again renewed his discouraging lecture to me, saying there was no money in the business, and advised me to give it up and go to farming. At this time I was 20 years of age, and knowing full well I was not legally my own master, I asked my father what he would take for the year that remained between bondage and freedom, and he replied, \$150. I asked him if he would take my note, and he replied he would. Thus I went my way, after bidding the family farewell, and saying to them all I should never return until I had made a name for myself, and one worthy of emulation. My only companion being the buckskin mare, I gave free exhibitions with her by driving her without lines. Large numbers would turn out to see my free exhibitions of horsemanship. I then delivered a free lecture of what I could do, and could teach the horse owners, and formed a class, making the terms \$3 apiece. I traveled in this manner, stopping at all the small towns in Massachusetts, arriving at Hazzardville, Conn., about December 1st, 1876. At this place I wrote my father of my success, and invited him to come on and see our exhibition, which he accepted, arriving here on Christmas day.

As I had spent some time in Hazzardville, I had ample time and opportunity to go about and make myself acquainted with the horse owners and stock men, and succeeded very well in getting them interested in my lectures, and as a consequence I had a large class of scholars. So the night of the exhibition I had a very large audience for that time, my receipts being \$212, which was a great induce-

ment for my father to join me in my scheme, and on my suggestion he readily accepted of my proposition. It is due myself to here make mention that on my father's arrival I called on him to produce the note I gave him purchasing my manhood, which to his surprise I promptly cashed. Well, at the aforesaid place we formed a company, under the style of Prof. O. R. Gleason & Co., my father being



The Vicious Horse, "Resolute," as Receiving his First Lesson.

the company, and on January 1st, 1877, we issued a forty-one page pamphlet, entitled "A New Treatise on the Training of the Horse," by Prof. O. R. Gleason & Co., published at Springfield, Mass. We now spent the winter of '77 in the State of Connecticut, exhibiting in all the principal towns, including the city of Hartford.

In the spring and summer we canvassed thoroughly the southern portion of Massachusetts, New York State, small towns only in the

latter, New Jersey and Pennsylvania, arriving in Philadelphia in December. In January, 1878, I gave the first public exhibition of horsemanship by charging an admission of 25 cents at the door, at Doyle, Nichols & Co.'s Old Race Street Bazaar. Wm. Fiss and John J. Durr, now proprietors of the 24th Street Horse Market, New York city, was at that time the owner of a very vicious horse, well known as "Resolute." This animal was a vicious biter, striker and kicker. I got the consent of these gentlemen to handle this horse at a public exhibition, which drew for me an immense crowd. Not being up in the show business at that time, I only hired the building for one day, believing that I could show to all the people in Philadelphia at one exhibition. I have learned better since. My success in the handling of this horse was something wonderful; I made him do everything that could be done with the most gentle horse. My father at this time was still traveling with me, and he enjoyed my skill and nerve in taking hold of such a vicious brute as this horse was. Geo. W. Childs and many other noted gentlemen in Philadelphia was present and applauded my work and endorsed my methods of handling.

After leaving Philadelphia I went to Wilmington, Del., where I handled the celebrated horse "Running Gale," belonging to William Doble, the father of Budd Doble. This animal I thoroughly broke in three lessons so that any person could drive him with safety.

My father being in a bad state of health at this time, suffering from a heart trouble, and after a long consultation, we concluded to dissolve the company, which we did at Dover, he returning to his home in Vermont with all the animals. So on the morrow there was a sad parting and a sorrowful adieu, for I could but feel that this was the last time I would ever see him, and I think he thought so too. Shaking him affectionately by the hand, I turned away with my eyes filled with tears, giving my buckskin mare "Topsy" (as I had dubbed her), which had been a faithful animal during the years passed, and had traveled over seven different States with me, a farewell caress, and thus we parted, never again to meet on earth. Soon after reaching home, my father was taken worse, and was finally laid quietly away before I ever heard of his death. I then immediately left for the State of Connecticut, canvassing thoroughly a number of towns in the State. Arriving in the spring of '79 in the good old Keystone State of Pennsylvania, traveling and lecturing in the coal

regions, still forming classes. As there had been no horseman through this section of country for a number of years, my success was all I could desire.

And now, gentle reader, let me relate to you a little episode, which to me has been one of the most, yes, the greatest “epochs” in the whole history of my life. In my journeyings through this mining country, up and down its rough and rugged hills, across its beautiful




Mrs. Cathleen E. Gleason.

valleys and mountain brooks (the latter which abounds with “speckled trout,” so highly esteemed by epicures), I found nestling quietly amongst the hills, the quiet little village of Dunmore, where and at

this time dwelt the person who I have since taken as my partner in my business, to share with me all my joys and pleasures, prosperity and adversities. And I will right here add, that up to my present writing, this day and date, the co-partnership has never been dissolved, and the prospect of its ever being dissolved, is in the future so dim that it is really not worth mentioning. So at this stage of affairs you can all solve the riddle. My wife's maiden name was Cathleen E. Jordan, born and brought up in the great coal fields of Pennsylvania, and to her I confess I owe, to a large degree, my success in business. She has been for the past nine years my constant companion, never missing a single exhibition, either in public or private, and it is to her quick and discerning sight, also solution of many business problems, that has laid the corner-stone of my successful career. After joining our union, we started right off on business for our bridal tour, going into the southern part of Pennsylvania, arriving at York, January, 1880.

This place I made my headquarters for a period of four months, forming a class of over 1600 members at \$2 per head. At the termination of my school, I gave a street parade, wherein there was over 600 mounted men, headed by the writer as Marshal, driving a four-in-hand team of black horses. Directly after this parade, I gave an exhibition, free to everybody, handling a very vicious horse. And immediately after the exhibition, I gave a *free* turkey dinner to all the members of my class; soon after which I left for Hagerstown, Md. At this place I remained for the space of two months. Among the many hundred horses I handled while here, was the celebrated horse, "Kentucky Prince," owned by John Cost, and I thoroughly broke him so I could make him do everything but talk. I had him so thoroughly under my control, that Mr. Cost, his owner, was very anxious for me to drive him around to the surrounding villages, where I was giving lessons to my classes, which were already formed, and which I very readily accepted of, as everybody at Hagerstown knew this horse, and were afraid of him; but I had him under such good subjection, that my wife used to drive him. Prince was very nervous and high-strung, but I had him so thoroughly in hand that he would obey the word of command with the rapidity of thought; and while driving from Hancock to Hagerstown, about midnight, I was accosted in the road by two highwaymen, who

stepped in front of the horse, and demanded a halt! As quick as lightning, I gave Prince the word, and he jumped, striking the two men with the wheels of the wagon, knocking them aside, and in less time than I am writing his name, he had us all out of harm's way. While they fired two shots after us, however, we derived no harm from them wha'ever. After remaining in the above place for two months, we then left for good old Virginia, arriving at Winchester in the fall of 1880. This city I made my headquarters for one month, and




taking in the small towns in a radius of say sixty miles. After leaving Winchester, we went (I say we, for I have a partner now,) to Harrisonburg, Va., in the Shenandoah Valley, where we did a very successful business, at the termination of which I gave a free excursion over the Baltimore and Ohio Railroad, bringing into Harrisonburg over 7000 farmers. I handled upon this occasion ten very bad horses, and during my stay here, I made very many warm friends.

I then took in Staunton, Charlottesville, Lynchburg, Danville, arriving in Greensboro, N. C., in the winter of '80 and '81, with a nice little stake of cash in hand, and I went to work and billed Greensboro for an exhibition. But on the day of the exhibition, my class being so small, it was insufficient to meet my expenses. My poor success here I attributed to the bad state of the roads, which were really indescribable, and to add still more to my misery, my wife was taken sick with typhoid fever, keeping me confined there for nine weeks, breathing nothing but malaria all the while. But to the skillful manœuvring of the eminent Dr. Gregory, and the kind care and gentle nursing of mine host and his highly esteemed wife, Mr. and Mrs. Benbow, assisted by myself, we saved her life, which for many days hung on so slender a thread. As soon as it was safe to do so, I started alone for Raleigh, Goldsboro, Wilmington and a number of other towns in the State. Owing to the bad condition of the roads, and the lack of interest of the inhabitants, I was compelled to return to Greensboro with poor success, where I had left my wife, and without a dollar in the world. From here I went to Atlanta, Ga., having had to borrow money of my landlord (Mr. Benbow), in order to defray my expenses. I remained in Atlanta for two weeks, meeting with fair business, sufficient to repay my friend Benbow for the borrowed money, also my hotel bill. From thence I went to Augusta, Macon, Savannah and a number of the smaller towns through the State of Georgia. On my arrival at Savannah I discovered a namesake of mine, who proved himself a tried and true friend to me and mine, and at his livery stable I made my headquarters. At the termination of my business in Savannah, which proved fairly successful, I having some cash in hand, I believed a trip to Florida would benefit my wife. So I started for Jacksonville, and spent the winter of '81 and '82 there, amongst its genial atmosphere and its numerous alligators, and I was amply repaid by my sojourn there in the complete restoration of my wife's health, saying nothing about some sprints of sports so hugely enjoyed by your humble servant. From here I left for South Carolina, making Charleston my headquarters, for one month.

From Charleston I went to Chattanooga, Tenn. I made my advent here with a little surplus cash, which is always man's best friend. here I formed a small class, but could not work up interest enough

to pay expenses, so I left for Nashville, where I remained about one week, and I being then in such poor health, I was compelled to give it up and go to bed, where I was confined for three weeks. Then on my recovery, I went for Lexington, Ky., in the heart of the famous blue grass regions, also famous for its blooded horses, not mentioning anything about its cattle, for the horses was what I was most interested in, and upon my arrival I billed the city for an exhibition, and through the assistance of such men as Col. West, Robert Strader, Woodard and Brassfield, and Gen'l Withers, I succeeded in forming a very large class. One of my successful feats performed in this



place was the handling of a valuable "Almont Filly," the property of Gen'l Withers. This was one of the most vicious colts that I ever handled. It is here due my readers, as also myself, the space and time to fully acquaint them and dwell with some length on this celebrated mare. I had heard of her by some of the horsemen of Lexington, as being such a bad kicker, that all the horsebreakers

who had previously handled her, had given her up as no good, and in meeting General Withers one day, I says, "General, let me handle your mare." He replied, "you cannot drive her." I says, "I can hitch and drive her in two hours." He says, "you can take her, but first promise me that you will not injure her," which I did most emphatically; and after obtaining his permission I then advertised to handle this noted mare in the streets of Lexington (a square called Cheap-side), but found the crowd so dense and congregating so fast, that the police interfered and I was obliged to repair to the circus ground, where I subdued, and drove her within 60 minutes after taking her in hand. I then used this mare in making my visits to the surrounding small towns, until I had her thoroughly broke. I spent the spring and part of the summer of '82 in Kentucky. One day, on my arrival from Paris, where I had been on business, and making the journey in the open air, on going into the hotel, I noticed that every one eyed me with a suspicious stare, and also seemed to avoid me; but I went into the dining-room and there found my wife seated at the table.

Soon after I took my seat the people all arose *en masse* and left with fear and consternation, leaving myself and wife a clear field. While we were both wondering what the excitement was, a physician came in with the landlord to give me a special examination and diagnose my case. The doctor, after a good look at me, said, with a smile upon his countenance, "yes, he has got it bad; but instead of its being 'small-pox,' it is the measles." Well, after the excitement had subsided, I made up my mind I did not feel very well, so went to my bed, where I was confined for two weeks. As soon as I was able to resume my professional career, I went from Lexington, Ky., to Ripley, Brown county, Ohio, arriving there in August in 1882, and stopping at the Latona Hotel, having at that time for mine host one E. V. Chapin, formerly a New York man. But to my story. While sojourning at Ripley, I took in all the river towns in Ohio, from Pittsburgh, Pa., to Portsmouth, Ohio, forming classes, still keeping my headquarters at Ripley; and with good results, making sufficiently; so I thought I would change and embark in a business where I could have an easier time, make money faster, and have a good time generally. And while I was in this condition of mind, I meet a man who was manager of a theatrical troupe which was

stranded, and was overpersuaded by him to take his company, and place them on their feet again. So into it I went, heart, soul and body, (just the same as if I was handling a noted kicking horse,) and the outcome of it was "Gleason's Nobody's Child Company;" and during the first real lucid spell I had after the fever had abated, I found myself peeping through the window of a box-office looking for somebody to buy a ticket to see the historical play enacted upon the stage, and before the foot-lights of a theatre. Well, I soon realized that I was going to need some more ready money, so I persuaded a lightning-rod man, one Jas. E. Culon, to take a half interest with me, after convincing him that there was millions in it. Why, I could see before me such grand realizations of wealth, that I began to be worried as to what investment I could make, whereby it would be safe for the money. Well, from Ripley, we showed in Georgetown, Ohio, from Georgetown, I went back to Ripley, taking the whole troupe with me, and stopped again at the Latona House, in order to catch my breath, and take in wind enough so as to make another grand flight. Well, Portsmouth was the next point. Portsmouth to Chillicothe, to Ironton, through West Virginia; to Huntington, and thence to Staunton, in the Shenandoah Valley, meeting with ill success in all of the aforesaid places. I thought by taking in the best towns in the Shenandoah Valley, where I had made so many friends in my old profession of horse training, I flattered myself they would flock to see me in my new role as proprietor and manager of "Gleason's Nobody's Child Company." But here I found myself again mistaken, and on reaching Winchester, where the actors commenced clamoring for their salaries, which, of course, it was impossible for me to pay at that time, and they would not go on the stage and give another exhibition without their money.

Well, now you can talk about your kicking horses being bad to subdue and handle, and with which I have never met with a single failure. Here I encountered more than my match. I could not handle them, they kicked too hard, and all kicked at one time. There was only one way to subdue them, a device not my original invention, consequently I had no patent on it and could not control it—"Money." So I let the concern go to pieces, and we dissolved the concern at this place, leaving me and my lightning-rod partner without a dollar in the world, and I was on my beam's end (so to speak)

as to know what to do next. So I went off by myself to meditate and resort to the best expedient there was to command in my little stock remaining, which was all the capital I had in business, and being among strangers, I thought the best thing for me to do was to go where some knew me. It occurred to me that the landlord at Martinsburg, W. Va., knew me well as a horse trainer. I thought I would go and see him and give him a benefit, by borrowing some money of him to get another start. So I hired a carriage to take myself and defunct partner over to Martinsburg, it being about fifteen miles away, and on arriving there I went in, and he greeted me as of old, supposing he was going to have a monied customer. But after our friendly meeting I took him one side, and told him I wanted him to go to the door and pay the cabman for bringing us there, as I had no money. He laughed, but readily consented, and also loaned me some money to go to Cumberland and there give an exhibition in horsemanship. On arriving there, my money being all exhausted once more for transportation and printer's bills for dodgers to throw around the town, I gave a free exhibition in front of the postoffice and formed a class, bringing in a total in cash of \$42.

From Cumberland we went to Pittsburg, Pa., where we formed a large class and done an excellent business, and thence to Cleveland, O. In this city I had a very large class of Cleveland's wealthiest and most substantial men. From here we went to Detroit, Mich., but owing to the cold weather we did not do much business. We then left for Toledo, O., making our headquarters at Paps' livery stable for three weeks. My lightning-rod partner left me at this place, and up to the present writing we have not met.

From Toledo I went through the State of Ohio, stopping at all the small towns, spending the winter of '82 and '83 in this State. In the spring I went to Dunkirk, N. Y. Here I formed a nice little class, and after remaining one week, I left for Jamestown. This place I made my headquarters for nearly two months, lecturing in all the small towns for a radius of fifty miles, doing a nice business. From here I made a tour through the oil regions, but made very little money.

Arriving at Brooklyn, N. Y., in June, 1883, I commenced an engagement with W. C. Coup, the original owner of the one hundred thousand dollar bronco horses. Here I filled an engagement of four

weeks at 5th street and Flatbush avenue. I was at this time working for Mr. Copp for a large salary.

After filling my engagement in Brooklyn, I left by boat for Norfolk, Va., taking my mare with me. Here I done an immense business for three weeks. I then left for Petersburg and Richmond, meeting with a very friendly class of people, genial and hospitable to a high degree, who greeted me with all the deference I could desire, and more than I ever dared to hope from them. Well, with its genial people and its balmy and salubrious atmosphere, made me very loth to leave this part of the country. So rather than stay and wear out my welcome, I packed up and went to Baltimore, Md., and here I done an immense business, remaining in this city the winter of '83 and '84, giving exhibitions every evening, Sundays excepted, for ten weeks, under the "Hour Lithograph Establishment," doing an immense business, being crowded every night. Here I handled the celebrated "Tinpan horse," deriving his name from his having run away with a load of tinware, and thereby causing him ever after that to be perfectly frantic and entirely unmanageable at every bit of tinware he would chance to come in contact with. I handled him and completely subdued him in two lessons, being driven all the time afterwards with perfect safety. In the spring I left for the Eastern Shore of Maryland, where I received a welcome from the farmers residing in that section of country, and formed very large classes and handled a number of very vicious horses.

From here I went back to Wilmington the second time, and gave a free exhibition nightly for two weeks. Nearly all the inhabitants turned out, including men, women and children, making very large audiences every night. After closing my engagement here I went for New York State, stopping at the following towns in Pennsylvania on my way: Chester, West Chester, Media, Norristown, Bethlehem, Allentown, Easton and Wilkesbarre, arriving in Elmira, N. Y., where I remained for two weeks, making this place my headquarters, and taking in the small towns for a radius of twenty-five miles, doing a fair business only. I then left for Buffalo, stopping at all the small towns en route, arriving at the last named place November 15th, 1884.

While stopping in this city, I sat down in a wise way, taking a retrospective view of my past life, counting cash on hand and making

some figures on paper, as a possible expense in future. I think I arrived at a wise conclusion, that I would change my style of business, simply working the people for their patronage as scholars at \$3 per head, for I would meet with so many who were anxious to learn my methods, but could ill spare the money, that I resolved to adopt the present system of giving exhibitions inside in some convenient place or enclosure and charge an admission fee, and for this bright idea I have never been the least sorry, as it has been much more remunerative. And the first exhibition I gave after adopting this res-



Gleason floating his first flag. "The Beacon Light to Victory."

olution I at once hired the "Republican Wigwam" on Niagara street, and opened upon the 22d of November, 1884, charging the small sum of 10 cents all around, and as a consequence I filled the house to overflowing, having to turn away people every night. With all this outpouring of humanity I could not meet my expenses, which at that time were merely nominal, as the wig-

wani could not hold enough to do so, so I had to raise my prices (but it took me one week to find all this out,) as there had been in this city a number of so-called horse trainers. This new idea of mine took the city by storm, it being something new, and my original idea. For the nine weeks of my engagement I done a profitable business, and was well pleased with the "new idea."

During my engagement here, I made the acquaintance of Mr. C. J. Hamlin, of East Aurora, New York, who made me a proposition to take charge of his stock farm, and superintend the sale of his celebrated trotting stock. But this I did not take kindly to, as it was not my vocation to be a stock raiser. But Mr. Hamlin, not to be thwarted in his pet enterprise of obtaining my services as superintendent of his farm, conceived the idea of getting on the right side of my wife, and prevailing upon her to use her influence in his behalf, finally succeeded in gaining the day and bringing me over to his terms. I took the position, thinking and believing that Mrs. Gleason done this more to have an abiding place, and that probably it would result in our settling down somewhere on "God's green earth" permanently and make us a home, I yielded, and was to commence my engagement on the first day of April, 1885. I now left for Chicago, Ill., opening in Grineer's Garden on West Madison street. Here I exhibited to crowded houses for ten weeks. As I was about to close my engagement in this city I heard of a very vicious horse which belonged to the proprietor of the Galt House. The Chicago newspapers in the meantime had given the name of "Steel Springs and Dynamite," and knowing the garden was not large enough to accommodate the people who would flock to see this horse handled, I leased "Battery D" for two nights, at an expense of \$200 per night, and of course advertised it thoroughly, resulting in packing it on the first night to suffocation.

The reader can paint in his or her imagination the following picture of a wild and vicious horse, with all the bad habits combined in him, after his struggles succeeds in breaking a strap used in controlling him, takes a little trip on his own account, dragging about three men with him, pell mell, hit or miss, through this vast multitude of frightened human beings, with those having him in charge powerless to control him: but at last I caught him, bringing him to a stand still, and after renewing my attachments, placed him again

in the ring, and within thirty minutes had him completely subdued.

The following letter tells its own story :

CHICAGO, February 13th, 1885.

O. R. GLEASON, ESQ.:

Dear Sir.—We desire to sincerely thank you for the good work done on our mare, which you handled for us Tuesday evening (3d inst.) in your exhibition at Grenier's Garden. At that time we had offered her for sale for one half of her value, Mr. Haase declining to again risk his life by driving her again ; nor did we believe it possible ever to so control her, that she would be a pleasant and safe horse to drive ; but on Wednesday, 4th (the day after your tuition), our Mr. Hayman had her hitched up, and without trouble to him was enabled to control her perfectly, and has so done ever since. We have no further trouble with her, and as the mare is a desirable one to own (when under control), she is not for sale at any price. With best wishes for your success and prosperity, we are, &c.

Yours, respectfully,

C. HAASE & CO.

From the Chicago Horseman, Chicago, Saturday, February 14, 1885.

MERIT RECOGNIZED.—On Saturday night last, at Grenier's Garden, Prof. Gleason brought a ten weeks' engagement to a pleasant close. During that period, nightly he has lectured on the horse, educated him, trained him, cured him of evil tricks, and demonstrated that the horse is an intelligent animal to be educated, not abused, to be trained, not kicked. At the conclusion of the first part of the entertainment, Mr. E. B. Abercrombie, on behalf of numerous admirers, stepped into the ring and in a few appropriate remarks presented the professor with a valuable horse-shoe set with diamonds. He leaves Chicago with the warm wishes of a very large circle of friends and admirers.

Prof. Gleason has achieved a success that no other man can claim, showing in Chicago, Ill., for ten weeks, giving seventy-two exhibition to over one hundred and fifty thousand persons, handling two hundred and sixteen head of vicious horses.

The Chicago Tribune, Chicago, Wednesday, March 4, 1885.

AN EXPERT HORSEMAN.—Over 1,200 people assembled in Battery D last night to witness an exhibition of horsemanship as shown by Prof. O. R. Gleason. The floor of the large hall had been covered with sawdust, and at the east end stood a score or more of animals, each of which, it

was alleged, was possessed of some vicious trait or bad habit. The horses were the property of different residents of Chicago, and none of them, it was said, had ever been seen by the trainer before.

A bay mare was led to the center of the floor, and her owner informed the professor that she was in the habit of shying violently at newspapers or other light objects which the wind might carry before her on the roadway. Under the trainer's care the mare soon understood that the objects of which she had stood in fear were harmless, and coolly walked over a quantity of large white sheets that had been thrown upon the sawdust. A vicious kicker was quieted soon into the gentlest submission. A brown horse belonging to a prominent lightning-rod firm was next led into the hall. The horse was a "runaway" and was declared unmanageable by its owners. At the expiration of ten minutes an open umbrella flourished about its head did not disturb the perfect composure of the animal, and he did not raise a hoof from the floor when the professor repeatedly fired a pistol from the animal's back.

This last act of the "horse drama" closes my first exhibition in Chicago, and I now leave Chicago and my numerous friends for the Hamlin stock farm, Aurora, N. Y., situated fifteen miles from Buffalo. Here about the middle of March I commenced my duties as manager of a stock farm, and many and endless were the duties I had to encounter. The first I had to contend with was one hundred and sixteen head of horses that Mr. Hamlin was to get ready for his sale, which took place in May.


It was indeed a pretty picture to see this number of blooded horses in the finest possible condition in one grand procession, in their march to the Buffalo Driving Park, and, dear reader, not wishing to tire you with a detailed account of the many trials and tribulations I passed through during my stay on this farm, suffice it to say that I terminated my engagement in three months after I took it, and gave a public exhibition at the close, drawing the largest concourse of people that ever assembled at East Aurora, at which time Mr. C. J. Hamlin presented me with the following letter :

BUFFALO, N. Y., July 2d, 1885.

TO THE PUBLIC.

I take pleasure in certifying to the integrity of Prof. O. R. GLEASON, late manager of Village Stock Farm.

I have seen him handle a large number of horses, and consider his method of training and subduing vicious animals unsurpassed. Persons



“Membrino King,” belonging to C. J. Hamlin.

having valuable animals need not be afraid to trust them in his care. All who love the horse should see Professor Gleason in his exhibitions.

Horsemen in particular will do well to carefully observe his methods.

Respectfully,

C. J. HAMLIN.

And bidding Mr. Hamlin and my new-made friends adieu, I turned my back on the States, taking flight to Toronto, Canada, not, my reader, in the role of a bank cashier or president fleeing from justice, but prospecting for new fields in which I could prosecute my business for gain. And here let me say I was indeed a happy man to be again free and general of my own time. My first exhibition after reaching Canada was in the old Riding Academy at Toronto, where I gave exhibitions for four weeks, meeting with grand success, handling 150 head of horses; at the close of which I was handed the following letter and \$500 in sovereigns:

TORONTO, CANADA, November, 12, 1885.

PROFESSOR O. R. GLEASON.

Sir—On behalf of some of the horse owners of the City of Toronto, I take the opportunity to present you with this purse, as a small token of esteem. We hope your efforts have been successful to enlighten and establish in our minds the many benefits to be derived from a thorough knowledge of the horse, and how to handle and train him, as so ably explained by you in your lectures. Hoping your stay in Toronto has been beneficial, we trust your course may be as prosperous in the future.

Respectfully,

ALEX. MUNNING,

Mayor of Toronto.

From Toronto I went to Hamilton, London, St. Catherine's, and all the small towns, doing a grand business filling engagements with agricultural societies.

My success in Canada was very satisfactory financially, having handled 1243 head of horses, and gained very many friends. I then left for Boston, Mass., stopping at Albany, Hudson, Chatham, Pittsfield, Westfield, Holyoke and Springfield.

While at Springfield I made a stay of two weeks, forming the largest class, 680 members, that was ever held in the city. The working of this class was done in Murshe's livery stable. The reason of my going back to my old system of organizing a class here was

because I could get no place to give an exhibition, and was persuaded to do this by my friends.

From here I went to Boston, Mass. I opened in the city of Boston on January 25th, 1886, at the old "Boston Riding Academy," 1209 Washington street. This building had not been used for a number of years, which caused me considerable expense to put it in order. As it was considerably run down, I had to erect seats and put in stoves to make it comfortable for the people who patronized my exhibition. And on my opening night I was agreeably surprised to see the Academy crowded to its utmost capacity, and during my intermission, which it has always been my custom to take, of ten minutes duration, while sitting in my dressing-room, who should present himself at the door but my old instructor, Prof. Williams, who was residing at this time in the city of Boston. To say I was surprised would be putting it mild, for he was the furthest person from my thoughts, and had not even thought of him. I can assure the reader that I was very glad to meet my old tutor again on earth, and was also very glad to have him for one of my audience. After passing a few pleasant reminders and allusions to the days of "Auld lang syne," we separated to meet again on the following evening, on a cordial invitation, and in such a way as the reader will see.

During the following day, acting upon a suggestion from my wife, we together arranged a little surprise (that was not mentioned on the bills) for our audience, and personally aimed at Prof. C. H. C. Williams. At the expiration of my intermission on this my second evening, as I was about to commence the continuation of the evening's entertainment, I called Prof. Williams into the ring, presented him with a gold-headed cane, and made the following remarks:

Ladies and Gentlemen :

Ten years ago I, a Worcester county boy, hearing that Prof. C. H. C. Williams, a celebrated horse trainer and educator, was about opening a class of scholars to receive instructions as how to train the vicious horse, in our vicinity, I embraced the opportunity of attending his course, and became so infatuated with his system, that he made so plain, that I embraced it, and have made it the study of my life. If in the many long years that have passed, by unremitting toil and indomitable will, I have made any favorable changes or improvements from the system which he then taught, I can only ask him to be lenient with me. And now, Prof. Williams, per-

mit me, sir, to present you with this cane, as a token of my regard and esteem, as I shall regard you always my first instructor, and as you lean upon this staff, may it be as great a support to your descent of the hill as your early lessons to me have been in ascending. [Loud and long applause.]

Prof. Williams replied as follows :

Ladies and Gentlemen :

This is a complete surprise to me. I have been present for two evenings, and am much pleased with the great success of a former pupil of mine. I am convinced that Mr. Gleason has well and thoroughly learned what I always tried to impart to my pupils, and must herein acknowledge that he has made a great improvement in the system I then taught ; and if I make the proclamation before you to-night that he stands before you this evening the champion in his profession, I feel that I am only giving words to the minds of this audience. Mr. Gleason, I accept with pleasure this beautiful gold-headed cane, and thank you heartily for the same. [Loud and prolonged cheering.]

I continued my exhibitions in this academy, for fourteen consecutive nights, to its full capacity. The horsemen of the city of Boston presented me with a gold hunting-case watch, with a Howard movement, wherein the Boston *Herald* of February 27th, 1886, makes the following mention :

PROF. O. R. GLEASON WATCHED.—An audience of about 500 ladies and gentlemen were present at Prof. Gleason's equine school (Boston Riding School) last evening, to witness his handling of vicious horses, and were treated to a little act which was not on the published programme. After working unceasingly for over an hour with an especially vicious animal, the professor took an intermission of perhaps 15 minutes previous to exhibiting some trick horses which he has in charge. As he stepped into the arena, at the close of the intermission, he called to his attendants to bring in one of the horses, an elegant animal owned by a South-end stable keeper, but, instead of the horse being led into the ring, ex-Councilman Charles W. Whitcomb stepped to the centre, and in a witty speech presented to Mr. Gleason an elegant gold hunting-case, first quality, Howard watch and chain.

Prof. Gleason was completely taken by surprise. In expressing his thanks to the donors, he announced that this would not be his last appearance in Boston, as was expected, for, owing to the large number of horses he had been called upon to train, and also from the fact that he had ar-

ranged to teach a number of horses tricks, he had decided to remain in Boston a month longer.

The watch bears on the front case the monogram "O. R. G.," and on the reverse is an engraving of a horse, which is said to be an excellent likeness of Jerome Eddy, a stallion having a record of 2:16½. On the inside of the case is the following inscription: "Presented to Prof. O. R. Gleason by his friends in Boston, Feb. 27, 1886."

PRESENTATION OF A GOLD WATCH TO PROF. GLEASON.

SATURDAY EVENING, February 27, 1886.

Ladies and Gentlemen:

I have been requested by a number of gentlemen, who have been regular patrons of Prof. Gleason's lectures, to state that they have brought with them this eve a hard subject, one never handled before, and upon which they are desirous that the Professor should exercise his skill. She is small in size, a sort of buckskin in color, and her *case* is indeed a hard one. She is so difficult to manage that it is always necessary to have three hands about her to make her go, and even then she will not move unless she feels the wheels behind her. When once started, however, her movement is perfect. She is a high-metaled thing, and is kept chained all the time; she is sound, with the exception that she is obliged to wear a wash-leather bandage as protection from the scratches. She has been engaged in several matches against time, which have invariably resulted in dead heats. When on the track she is apt to get into a pocket, so it behoves the Professor to be careful in attempting to use her, for if she should get into a pocket with him this eve he would then be well *watched* by his friends.

[Taking the watch from Mr. Gleason, Mr. W. continued:]

A few short weeks ago Professor Gleason came to this city a comparative stranger and almost without acquaintance. To-night he looks around among this large audience upon a host of friends, made during his stay here, and to whom his contemplated departure is a matter of deep regret. These gentlemen friends (I do not know how many lady friends the Professor may have made,) have taken the great interest which they have in the Professor's welfare, not only because his interesting lectures have enabled them to pass many a pleasant evening in his company, but also because they have acquired from his exhibitions much useful and valuable information, which none of the so self-styled horse-tamers and horse-breakers (and their name is legion,) have given them before.

These gentlemen believe that of all the lecturers upon the horse whom they have heard, he stands alone the genuine article and the true exponent

of the best methods in horsemanship. They believe that he has reached the highest pinnacle of success in real horsemanship, from whose heights the everyday exhibitions of others, alleged horse-trainers, seem insignificant. They *know* he has accomplished all that he claimed, and this in itself is sufficient to convince them that he is an honest lecturer.

I have been shown this eve the circular of another horse-tamer, in which it is stated that the renowned Rarey first taught us the A, B, C's of horsemanship, while the author of this modest and unpretentious advertisement (I think it was somewhat less than twelve feet in length), claimed to have improved on Rarey, in that he would teach us to put our A, B, C's into words. Now, while it is undoubtedly important that we first learn our A, B, C's and then learn to form words from them, such education alone and of itself would be incomplete. We must advance a step further and learn to construct phrases and sentences from our words, and then to string our sentences together in proper shape so as to express our thoughts and carry into *execution* our ideas. It is this last and most important step in the education of the perfect horseman—the *execution*—that Professor Gleason has taught us. He has shown us not only the A, B, C's and the words of horsemanship, but he has enabled us to make them serviceable by teaching us how, personally and by ourselves, to carry into *execution* our primary lessons. The world is greatly indebted to Stephenson, who first subjected steam to the control of human agency as a motor for public travel in his invention of the locomotive; it likewise owes much to Fulton, who built the first steamboat, but I believe you will agree with me when I say that no small meed of praise is due to him who makes our everyday travel safer, and equine property more valuable, by bringing under subjection vicious specimens of man's most serviceable animal, and by teaching us how to so break and train him and preserve his health that his best powers may be utilized.

Such a man is Professor Gleason. I might dwell at length upon many of the remarkable feats accomplished by the Professor during his Boston exhibitions, but I have already usurped too much of your time, so that I will merely say, in conclusion [turning to the Professor], that it becomes my very pleasant duty, Professor, to present to you this elegant gold time-piece, of Howard's best make, which your Boston friends beg you will accept as a slight token of their esteem and of their appreciation of your highly successful efforts in the education of that noble animal the *Horse*.

After Professor's reply, W., holding up the watch to view, said :

If it be necessary that this watch should eventually come into possession of some of Professor's relatives, we all trust that it may never, during Professor's lifetime at least, get into the hands of his *uncle*.

We, the undersigned, subscribe the sums affixed to our names, for the purpose of procuring a suitable testimonial to be presented to Professor O. R. Gleason, in recognition of the valuable instruction he has so generously given us in the management of the horse, and to show our appreciation of his genial, gentlemanly qualities :

A. W. Davis,	Mr. Haywood,
J. J. Morris,	C. H. Mend,
B. D. Whitcomb,	E. M. Wilson,
John Manson,	N. T. Robinson,
Mr. Wiley,	W. W. Stevens,
J. P. Robinson,	C. E. Snow,
J. C. Warren,	H. E. Hall,
Geo. M. King,	C. D. Welch,
J. W. Hanlon,	J. C. Richard,
James Fowler,	R. W. Robbs,
F. H. Whitman,	D. Mahoney,
Dr. A. J. Brantford,	James Tithe,
M. Custer,	S. A. Mend,
A. D. Wells,	M. Richardson,
C. D. Jenkins,	P. Fenton,
J. Bradford,	G. E. French,
L. H. Johnson,	A. Howard,
W. R. Mead,	J. Harman,
P. P. Pettin,	B. D. Whitcomb.
S. C. Chase,	

On the same evening of the presentation of the watch, I received the following testimonial :

BOSTON, February 27th, 1886.

We, the undersigned, have attended Prof. O. R. Gleason's exhibitions at the Riding Academy, 1209 Washington street, and have been greatly instructed and much pleased. His wonderful success proves that his methods far surpass all others, and the practical illustration of the same receives our hearty endorsement. No abuse of nor acts of cruelty to the dumb animal in his hands has been seen or made use of, education instead of "breaking" evidently being his motto. Prof. Gleason deserves the respect and esteem of all Bostonians for the great and lasting benefit he has conferred upon the horse, by instructing the horse owners and blacksmiths, coachmen and drivers.

1. John M. French, 161 Milk street.
2. John R. Haseltine, 335 Washington street.
3. Ed. L. Clair, New York City, Agent for Prof. Roberge.

4. John W. Hanlon, 776 Albany street.
5. Warren J. Stokes, Jamaica Plain.
6. J. J. Bowen, Boston, Beacon Park.
7. F. B. Subert, Boston.
8. F. H. Whitney, Boston.
9. R. W. Ross, 1807 Washington street, Boston.
10. Charles H. Cox, 21 Ball street, Boston.
11. Thomas Bremon, Boston.
12. J. W. Redman, 112 Kendall street, Boston.
13. James Murphy, 6 Lime street, Boston.
14. P. Burke, 103 Warren street.
15. George W. Hanlon, 776 Albany street.
16. Henry M. Cox, 2093 Washington street.
17. Henry C. Smith, Boston.
18. E. A. Littlefield, Boston.
19. Dr. William Bradford, Foster.
20. Amos D. Gould, 76 Clifton street, Dorchester.
21. J. Cummings, Boston.
22. Walter W. Blackett.
23. Chas. H. Delano, 108 Cross street, Somerville.
24. Elwyn F. Hebard, 2000 Washington street.
25. Dr. Al. Watts, 164 Lincoln street, Boston, Mass.
26. Frank W. Flower, Dorchester, Mass.
27. A. W. Davis, 80 and 82 Northampton street.
28. Chas. H. Homan, Roslindale, Mass.
29. John T. Manson, 116 West Chester Park.
30. Charles G. Roberts, Veterinary Dentist, Boston, Mass.
31. Phineas P. Pettes, Boston, Mass.
32. J. W. Graves, 1275 Tremont street, Boston.
33. W. H. Wall, 807 4th street, South Boston.
34. H. W. Peters, Supt. of Stock of M. R. R. Co.
35. B. D. Whitcomb, 737 Fremont street.
36. M. M. Smith, Roxbury.
37. Wm. Oger Spencer, Washington Market.
38. W. H. Pearson.
39. Henry Hunt, Creighton House.
40. John Miller, 269 Highland street, Roxbury.
41. H. A. Rogers, 20 Decatur street, E. Boston.
42. H. P. Farras, 26 Decatur street, E. Boston.
43. D. J. Neman, Armstrong Transfer Company, Boston.
44. F. B. J. Snete, Boston.
45. S. A. Davis, 20 Creek Square, Boston.
46. D. O'Brien, Arnold street, Boston.
47. Philip Yeaton, Rockingham Hotel.

48. T. W. Burlingam, 23 Berkley street.
49. Wm. A. Wood, 252 Washington street.
50. S. H. Johnson, 9 Emerson street.
51. J. Drunton, 32 Ash street.
52. F. L. Skillin, 173 West Third street.
53. M. S. Paul, with Adams Express Company.
54. T. O'Regan, 30 West Dedham street.
55. John Hogan, 79 West Dedham street.
56. John Larecy, 79 West Dedham street.
57. Frank G. Lillyman, V. S., 23 E. Concord street.
58. John H. Fields, 859 Albany street.
59. James H. Brennon, 197 Roxbury street.
60. Frederick C. Gay, 29 Columbus avenue, Somerville.
61. G. N. Tobey, 55 Oliver street, Somerville.
62. G. A. Emery, 51 Oliver street, Somerville.
63. N. H. Walker, 697 Shawmul avenue, Boston.
64. Thos. McDonald, 12 Longward avenue.
65. Andrew Pratt, 61 Day street, Boston.
66. John T. Gilford, 1 Renfew street.
67. Charles Cranshaw, 23 Berkley street, Boston.
68. H. J. Fay, Boston, Mass.
69. J. L. Brown, Boston, Mass.
70. S. W. Ordway, Boston, Mass.
71. W. S. Summer, Jamaica Plains, Mass.
72. J. N. Hassam, Hyde Park.
73. A. C. Loud, 1763 Washington street.
74. W. V. Hayward, of D. W. A. & Co.'s Express.
75. A. J. Brown.
76. J. Weihart, of Chesbone & Weihart Express.
77. J. H. Lang, Mechanic street, Boston.
78. John Hartigan, 436 Harris avenue.
79. H. H. Wait, East Cambridge.
80. Charles A. Alexander, No. 3 Neponset avenue.
81. C. E. Peters, B. 396 Washington street, Dorchester.
82. Adrean H. Sanfom, No. 7 Woster Place.
83. E. M. Wilson, D. D. S., No. 127 Court street, Boston, Dentist.
84. Jas. C. Orton, 2459 Washington street, Boston.
85. Chas. Reccord, V. D., Taunton, Mass.
86. G. A. Morse, 2000 Washington street.
87. Dr. Eben M. Wilson, Dentist, 127 Court street, Boston—Home at Woodstock, Vermont. I saw Prof. Gleason give his first exhibition in Vermont in 1875.
88. E. C. Walker, 750 Tremont street.
89. Edson H. Elliott, Navy Yard, Boston.

90. Andrew J. Risley, Navy Yard, Boston.
91. Arthur B. Eames, North Wilmington.
92. Frank Burr, East Boston.
93. Wm. H. H. Clark, 65 Dover street, **Boston.**
94. R. M. Gleason, Boston, Mass.
95. W. R. Ellison, Boston, Mass.
96. F. E. Coon, Somerville.
97. George H. Gourley, Boston, Mass.
98. Marcellus Carter, Swampscott, Mass.
99. Richard Lakeman, Boston.
100. Charles E. Stack, East Cambridge.
101. J. L. Wyzauski, East Cambridge.
102. Henry Wyzauski, East Cambridge.
103. Robert Lock, Old Cambridge.
104. John Morrell.
105. W. H. Greenleaf, Watertown.
106. James Donalason, 341 Washington street.
107. John R. Graham, Quincy, Mass.
108. S. W. Parlin, Boston, Mass.
109. J. B. Benson, Quincy, Mass.
110. Y. F. Kellin, South Boston.
111. R. W. Robbs, Boston.
112. William E. Dupee, Boston.
113. H. E. Dupee, Boston.
114. George C. Bard, Boston.
115. H. H. Hicks, Boston.
116. Jacob Lewis, Boston.
117. Thomas S. Paterson, Boston.
118. Alden Snell, 11 Roxbury street.
119. T. H. Searles, Boston.
120. C. M. Hosmer, Boston.
121. G. W. Prichard, Boston.
122. J. S. Kellin, Boston.
123. J. E. Ryan, Boston.
124. William Balmer, Cambridgeport.
125. William M. Balmer, Cambridgeport.
126. John E. Balmer, Cambridgeport.
127. Granville F. Seaverns, Raslindale, Mass.
128. Percy King, Cambridgeport, Mass.
129. James E. Fry, Cambridgeport, Mass.
130. James T. Frederckson, Mount Pleasant.
131. William Summers, Boston, Mass.
132. J. P. Robinson, 19 W. Canton street, Boston, **Mass.**
133. R. W. Doidge, Way street.

134. R. B. Watson, 62 Albion street, Boston, Mass.
135. H. L. Whitney, Boston.
136. John Reardon, South Boston.
137. Robert S. Bradley, Boston.
138. H. S. Mann, Boston.
139. Rohl O. v. Zindler, Boston.
140. David J. Jordan, Boston.
141. Thos. Blackwood, Veterinary Surgeon, Boston, Mass.
142. John P. Prichard, Somerville, Mass.
143. J. G. Wishart, Wishart Bros.
144. J. Frank Twiss, Boston.
145. George W. Demett, Boston.
146. C. A. Vroom, Boston.
147. Fred. C. Roth, Boston.
148. A. Abbott, Boston.
149. James A. Folsom.
150. Miss Q. A. Folsom.
151. W. W. Worley.
152. H. Doyland, Boston.
153. M. C. Paige.
154. D. A. Berry, Boston.
155. G. E. Curtis, Boston.
156. C. S. Scofield, M. D., Boston.
157. James Fowlie, 67 Northampton, S. Boston.
158. Aaron C. Mitchell, 63 Northampton, S. Boston.
159. Thomas J. Murphy, Boston.
160. H. L. Critchitt, 282 Washington street, Boston.
161. F. J. Leight, 40 Warren street, Boston.
162. C. H. Stone, 13 Worcester street.
163. R. J. Cowen, 26 Rugglas street, Boston.
164. L. H. Vincent, 215 K street, S. Boston, Mass.
165. L. Strepney, 3 Magog Place, Boston, Mass.
166. Fred. Kincaid, North Cornville, Maine.
167. O. R. Ford, Greensboro, N. C.
168. J. H. Ware, Boston, Mass.
169. George W. Wemple, 79 West Dedham street.
170. A. D. Miller, 19 W. Canton street.
171. A. J. Bamford, 124 W. Concord street
172. John C. Wacker, 166 Portland street.
173. Wm. H. Guynne, Cambridge, Mass.
174. L. W. Chamberlin, Boston, Mass.
175. C. W. Hunter, Saddler, 129 W. Brookling street.
176. P. F. Callahan, Allen's Express driver.
177. Bernard Fay, Car driver.

178. Edward S. Kirts, Chelsea.
179. John H. Ailman, Jamaica Plains.
180. George P. Richardson.
181. W. A. Bragdin.
182. Thomas Collins.
183. John I. Young.
184. Ida A. Bloom.
185. Anna B. Graves.
186. Carrie E. Brown.
187. Lilla E. Paul.
188. Mollie E. Folsom.
189. Chas. D. Motley, Laramie, W. T.
190. A. W. Cushman.
191. Mrs. A. W. Cushman.
192. F. S. Evans.
193. L. H. Prance.
194. Walter R. Meins.
195. J. R. Snow, East Somerville.
196. William Wood, Somerville.
197. George W. Snow, South Somerville.
198. Charles W. Coburn, M. R. R. Co.
199. John L. Williams.
200. John A. Bradford, Boston.
201. H. T. Tarbox, Boston.
202. D. W. Stevens, Boston.
203. Edward Safford, Boston.
204. Andrew Kemson.
205. Robert McMillan.
206. C. L. Davis.
207. F. A. McAvoy.
208. Charles O'Hare.
209. John Cohan.
210. J. E. Lang.
211. G. E. French. Attended Prof. Gleason's first exhibition at Woodstock, Vermont, 1876.
212. Philip Yeaton, Propr. "Rockingham," Boston.
213. A. Pahmian, Jamaica Plains, Mass.
214. A. L. Ireland, Boston.
215. F. A. Mace, Expressman.
216. C. Grilley, Boston.
217. Otis E. Randall.
218. O. G. Randall, M. D.

The following testimonial speaks for itself :

PROF. O. R. GLEASON :

Dear Sir.—I am a thorough believer in your method of educating the horse, and am positive that it is the correct one, and if followed according to your teaching, productive of the best results. The ten weeks of unprecedented success that you have achieved in Boston, by practically illustrating a scientific principle, elaborating it in detail in a manner to convince skeptical horsemen of its just claim over all other systems that have been applied by their exponents, has thoroughly won my admiration.

Horsemanship, like generalship, is a natural endowment. Some men are born to command ; others have no magnetic force to inspire courage and confidence in themselves or others. You have a nervous, sanguine temperament, and instinctively rise to a point seemingly beyond the reach of an emergency. Your confidence in your ability to control any horse in an inconceivably short time (to the looker-on) is a marvel to horsemen. Were horses as treacherous as men, you could not have handled upwards of 17,000 and to-day be a living witness to your great success in the art of horsemanship. In my opinion you control largely by force of your dominant superiority over the brute creation. This power was made absolute in the first man which history records, but in these latter days much of its supremacy has been lost. Many have essayed to regain that complete mastery, some by means brutal in the extreme, others by kindness alone. Neither of the methods have been more than partially successful. Kindness is indispensable, but must follow the impress of fear, indelibly stamped upon the animal, then to gain his confidence, at the same time holding over him the symbols with which he was subdued, he continues a willing and obedient servant. I think these principles are fully established in your methods. Neither Rarey, Magner, Pratt or Rockwell have so fully possessed the qualities that give you distinction.

H. L. WHITNEY.

Boston, March 29, 1886.

We, the undersigned, fully endorse the above testimonial to the skill we have seen exhibited by Prof. Gleason during his recent stay in Boston :

B. D. Whitcomb, 737 Tremont St. ; Brice S. Evans, Equitable Building ; Frederick Mills, 115 Congress St. ; Marlborough Williams, 13 and 15 F. H. Market ; Miller & Robinson, 19 West Canton St. ; J. C. Warner, 41 Pembroke St. ; John L. Manson, 116 W. Chester Park ; Geo. M. King, 138 Worcester St. ; G. Lamkin, 128 Tremont Row ; Chas. W. Whitcomb, 10 Tremont St. ; W. T. Pierce, Commonwealth Hotel ; C. Van Kuran, 490½ Tremont St. ; J. J. Bowen, Beacon Park.

He also holds another testimonial signed by over one thousand Bostonians.

I at this time found that the Riding Academy was too small to accommodate the crowds of people who congregated nightly to witness my entertainments, so I made arrangements with Daniel McKay, Esq., for his beautiful "Highland Rink." Here I filled a four weeks' engagement, making in all eighteen consecutive weeks in the city of Boston. And on my closing night, Saturday, April 17th, 1886, I was astonished to have the pleasure to have given an exhibition to over 1,800 people, and on the following day, Sunday, I was compelled to leave for the metropolis of America, New York city, to prepare to meet my engagement, which commenced on the following Monday evening.

As this was my first engagement in New York, I made all arrangements for the season through my manager, Fred. Lovecraft, Esq., Secretary of the Coney Island Jockey Club, who had engaged for me the famous Cosmopolitan Hall, Forty-first street and Broadway. My exhibition was the first one of its kind ever given in New York city since 1860, when the illustrious Rarey exhibited here, astonishing everybody with his then wonderful and marvelous methods of handling wild and vicious horses, as the reader will at once see on referring to the following extract from the *New York World*, together with these engravings of John Rarey and myself:

The World, Monday, April 19.

TWO HORSE-TAMERS.—A MAN WHO IS ABOUT TO REVIVE RECOLLECTIONS OF THE GREAT RAREY.

That history repeats itself is a truism long accepted, finding apt illustration in an interesting exhibition to be begun in the Cosmopolitan Hall this evening. Following is a picture of Rarey, the horse-tamer, who was first seen here in 1860. He was a small, lithe, bright-eyed man who came from the other side without heralding or advertising of consequence, and first attracted attention by announcing through the press that parties owning vicious, unruly, ugly tempered horses could have them entirely subdued and made gentle as Mary's lamb if they would bring them to him. His first exhibition was given in Brooklyn, his second in this city, and on the latter occasion a noted horse named Cruiser, a famous biter, a particularly high kicker, with a temper worse than that ascribed to the wife of Socrates, was in the brief space of half an hour, absolutely subjected and made docile as a pet poodle.

Irving Hall was the scene of Rarey's operations, and old-timers will remember with what enthusiasm they subscribed to procure truck horses with bad records and all manner of equines warranted to raise Old Harry



The Wonderful Rarey.

on the shortest possible provocation. All this took place so long ago that it has doubtless passed beyond the recollection of even "old sub-



scribers," but it is now to be renewed before the public eye by Prof. Gleason, a renowned horseman, who suggests a series of evening enter-

tainments in the Cosmopolitan, when he will take kickers, runaways, balkers, horses that are timid, afraid of cars, top wagons, paper, and so forth, which may be brought to him without previous information and turned over to his manipulation in the ring in the presence of the audience for the first time. It is estimated that there are \$3,000,000 worth of first-class horseflesh in and about the city of New York, and it may be doubted if any class of property can enlist more general interest or wider sympathy than this. Everything which gives information concerning the general management and control of horses is of necessity not only interesting and entertaining, but valuable, and valuable not alone to the Bonners of the earth, who have fortunes invested in horses, not alone to the patrons of the turf who gain their living by their familiarity with speeders and flyers, but to the great army of men who drive, tend and look after horses in the stable, in the smithy and along the lines of travel or occupation.

On my opening night I introduced to my audience the noted and famous man-eating stallion "Rysdyk," who had killed his groom on Tuesday, and on the following Monday I handled him in Cosmopolitan Hall, he having been shipped to me by his owner from Montreal, Canada, coming through by Adams Express. In order to get Cosmopolitan Hall in proper shape, I was compelled to employ a *gang* of carpenters on the job all night Sunday and all day Monday, at an expense of \$547. Notwithstanding all, we got everything in shape, and ready for the opening when the hour rolled around, and besides the famous Rysdyk, I had ten other bad and vicious horses, and the pleasure of seeing Cosmopolitan Hall packed to suffocation at \$1 per head, while thousands were turned away. Now, then, dear reader, I will call your attention to the stallion Rysdyk, and how I approached him on this memorable night. I had made for the special handling of this celebrated vicious stallion an inclosure constructed of hard wood bars, twenty-four feet square by eight feet high, fastened together with iron rivets. My assistants turned the horse loose in the inclosure, without a strap or a string upon him; the first time he had been turned loose in many years. This horse had been clubbed and beaten on the head so much that I came to the conclusion that if I carried out in my training of him the old plan of clubbing him, that he might possibly kill me, so I adopted the following method: I took an ordinary buggy whip in my left hand and a Colt's revolver, of 44-calibre, loaded with blank cartridges, in my right hand. The moment I stepped inside of the inclosure,

Rysdyk came for me with his mouth wide open. I immediately discharged the revolver in the horse's face, standing directly in front of him. At this he turned quickly from me, upon which I struck him with the whip around his heels. As quick as a

YOUNG RYSDYK
IN ACT OF KILLING GROOM

THIS VICIOUS HORSE WAS HANDLED
BY
PROF. O. R. GLEASON
IN NEW YORK CITY
APRIL 19 1886

*Yours Truly
O.R. Gleason*


flash he wheeled and made for me again to bite me, when I gave him the benefit of another blank cartridge in his face, which drove him into his corner. Then he turned toward me, when I cautiously



As I appeared in the pen with Rysdyk.

reached out my hand and patted him caressingly upon his shoulder. Two or three times this was repeated ; each time I approached nearer to the horse.

Suddenly there was a cry from the audience. Like a flash, the stallion had seized me by the right forearm with his gleaming white teeth, upon which I fired the revolver several times in front of the brute's nose. The animal sprang wildly around the ring, and in a few moments went to his corner again. I then resumed my former tactics. I made him stop at the word, "whoa!" several times. Then,



I began to pat him on the shoulder again. Once more the man-eater snapped at my breast, hitting me with his teeth. I had to resort to the revolver again, and when he wheeled to kick me, I freely lashed his hind legs. Again, I patted him, this time he showed docility, was completely drenched with perspiration, and made no more attempts to bite me.


In just twenty-five minutes after I entered the pen I placed the halter upon him, and had the fence taken away.

At this juncture, I put my double Bonaparte bridle upon him, and made the stallion follow me wherever I went. Then removing the Bonaparte bridle, and using instead a common ordinary bridle, I next used my double-safety rope, (which is fully described elsewhere in this book,) and drove Rysdyk around the ring. Soon after I put the harness on him, and hitched him to my break wagon, jumped in, and drove him, starting and stopping him by the word of command. I then introduced to his favorable notice, drums, bells, tinpans, &c., and drove him up to them amidst all the din that it was possible to produce from them, Rysdyk standing and taking it all in like a good philosopher, and finally finished handling him for the evening by harnessing another horse in with him and driving him double in the ring, and on the following day I had him hitched to an ordinary side-bar wagon and drove him through Central Park. On Friday I shipped him back to Montreal, Canada, to his owner, a bright, shining and honest graduate from Prof. Oscar R. Gleason's "Equine College." I exhibited here to the capacity of this hall for four weeks, and if the reader will glance at the following notices of the press, he can form some idea of the immense business I did here, and handling publicly and privately 416 head of horses. The following special notice was given me by the *New York Times*:

New York Times, April 20, 1886.

PROF. GLEASON SUBDUES THE MAN-EATING STALLION YOUNG RYSDYK.

The Cosmopolitan Theatre was crowded last night with people anxious to see Prof. O. R. Gleason, the horse trainer, handle the vicious Canadian stallion that killed his groom a week ago. When people entered the house they saw a big brown horse standing inside an inclosure of board fence painted green. Prof. Gleason appeared a few minutes after 8 and spoke briefly to the audience. He intimated that most horses had more intelligence than their drivers, and after a few encouraging remarks entered the pen with the stallion, carrying a whip and a cocked revolver loaded with blank cartridges. He spoke to the animal in a loud tone, and then walked toward him. The stallion moved into a corner of the pen and turned his heels toward the professor. Instantly he received several stinging blows around the hind legs. Then he turned his head toward the Professor, who cautiously reached out his hand and patted the beast on the shoulder. Two or three times this was repeated, each time the trainer going closer to the horse.



As Rysdyk appeared while being driven by me in Central Park, New York City.

Suddenly there was a cry from the audience. Like a flash the stallion had turned and seized the professor by the right forearm with his gleaming white teeth. The instructor dropped his whip, and with a violent effort wrenched his arm free. Then he fired the revolver several times in front of the brute's nose. The animal sprang wildly around the ring and nearly knocked down the fence. In a few moments he ran into a corner again. Then the professor resumed his former tactics. He made the horse stop at the word "whoa" a number of times. Then he began to pat him on the near shoulder again. One more the angry beast whirled and snapped at the professor's breast, hitting him a powerful blow with his strong teeth. The revolver came into play again. Then the animal's hind legs were lashed. Once more the professor patted him. The animal's coat was wet and he was blowing like a racer. He made no more attempts to bite.

In just twenty-five minutes after entering the pen Professor Gleason put a halter on the stallion and had the fence taken down. Then he called for a small rope, and put a double Bonaparte on the horse. He passed the rope around his neck, through his mouth, over the top of his head, under his upper lip and through the circle around his neck. He made the stallion follow him wherever he went. Then he put a bridle on him and took off the Bonaparte. Next he put on a big surcingle with a ring underneath. Two straps were put around the animal's fore fetlocks. A rope was fastened to the near one, passed through the ring in the surcingle, down through the ring in the other fetlock strap and back through the surcingle ring. Then a pair of reins were put on and the professor drove the animal around the ring, using the rope to hoist the near fore foot whenever the brute tried to kick. In a short time he put the harness on him, hitched him to a buggy, jumped in and drove him, finally starting him and stopping him by verbal command. Then he had a big bass drum hammered near his head, and tinpans and sleigh bells rattled. The stallion went straight up to them and was not annoyed by them after a few trials. The professor laid down the lines, put his feet on the dashboard and fired the revolver. The stallion stood like a statue. A horse afraid of paper was next brought in. The professor soon had paper all around his head, threw it at him, made him walk over it and act as if there was nothing in the world he liked better than paper. A kicker was put into double harness with this horse and both acted beautifully.

See also the following editorials :

The Mail and Express.—Editorial.

HORSE TRAINING.

Mr. Gleason's instructive exhibition in the great field of horse-training—his admirable showing of how a vicious horse may be handled by one who

has the courage, knowledge and skill of a true trainer—are things that have greatly interested the community; for our people are “horsey” in the best sense of the term. There is no place in the world where the horse is more admired, cultivated and treasured than here, and everything that concerns his welfare, and the more complete understanding of his nature and control of such untoward impulses as he may have, are things very eagerly learned by our horsemen, and the learning of which by them must be of advantage both to the horse and his owner. For these reasons Mr. Gleason is a friend of the horse, as a good surgeon is the friend of man. If he seems in his operations to give pain, the ultimate and permanent advantage of his help is so beyond all proportion to the hurt that it is only the reasoning of a child that would confuse the two. Mr. Bergh’s interference and pretense to stop the experiment of showing how a wicked animal could be governed was a piece of characteristic posing that our people are accustomed to. It was not in the interest of the protection of animals, but the expression of a personal vanity that seems to have no well defined limit. If Mr. Bergh’s own reasoning is correct, if the effort to train and control a vicious horse is a cruelty that he is authorized to prevent, then men must be mangled or all vicious horses must be killed.

REMARKABLE HORSE TAMING.

Professor O. R. Gleason is attracting very large gatherings at Cosmopolitan Hall, Broadway and Forty-first street, by his exhibitions of horse taming, which began on Monday evening. By his system of treatment he quickly subdues the most vicious and stubborn animals, so that they manifest a docility and an aptitude for education that would be worthy of note in horses of any class. Great interest in his methods has been awakened in circles which give attention to riding and driving. Among his notable achievements may be noted the complete subjection of two very savage horses, one of which had bitten his groom severely, while the other had, it is said, actually killed a man. Both of these animals were trained so effectually that they stood quietly while drums were beaten and pistols fired over their heads. Another animal, especially terrified by paper, was treated so successfully that in a few minutes he willingly permitted himself to be snowed by pieces of that material. Mr. Gleason controls his equine patients partly by the adroit use of the whip, partly by personal influence and courage, and partly by means of a bridle which is of a particularly effective and powerful pattern. He also sometimes uses blank cartridges to terrify a refractory horse into submission. The exhibitions, as has been intimated, are of remarkable merit.

The World, Sunday, April 25, 1886.

RYSDYK SUBMITS GRACEFULLY—THE FIERY UNTAMED STEED SUBDUED
BY PROFESSOR GLEASON.

Rysdyk, the black-brown Hambletonian stallion who killed Groom Brady by shaking him in his teeth, came to New York a week ago so wild that he had to be chained head and foot. His owner, J. H. Kimball, of Montreal, wanted to get rid of him at any cost, but could find no one to take him as a gift. Professor Oscar R. Gleason heard about Rysdyk, and said he guessed he would tackle him, just for fun. After ten minutes' acquaintance Rysdyk and Professor Gleason were on such good terms that the stallion consented to be hitched up, and deliberately faced a German brass band in the Metropolitan Rink without wincing.

Yesterday Professor Gleason hitched Rysdyk up to a black side-bar buggy and drove him through the noisiest streets and under the elevated railroad. Then he drove through Central Park and up the Boulevard as far as Gabe Case's, where hundreds of prominent people assembled to see the exhibition. The ferocious stallion was as subdued and tractable as any veteran street car horse. Rysdyk left for Montreal on the 4 o'clock train from the Grand Central Depot.

New York Morning Journal, April 19, 1886.

The savage steeds were quickly subdued by Prof. Gleason, who asserts that horses only need educating.

New York World, April 20, 1886.

Prof. Gleason gave an exhibition of his skill in subduing vicious horses, and was entirely successful. Robert Bonner was among the spectators who applauded the professor's wonderful nerve and skill in dealing with the savage beasts.

New York Times, April 20, 1886.

Intensely exciting the contests were, but Gleason's indomitable will power and virile strength finally conquered brute force in every instance.

New York Sun, April 21, 1886.

Prof. Gleason has made a reputation by his skill in subduing vicious horses. The man-eating stallion was finally mastered, but Gleason had to fight for his victory. The vicious beast had made up his mind to eat him, and came very near doing it, too.

New York Herald, April 22, 1886.

The performance included the handling of a vicious brute that could not be harnessed without danger, and the subjugation of a mustang, whose proud owner ruefully declared, with strange oaths, that he was a "poly-jointed combination of steel springs, dynamite and the devil." The animals were completely tamed.

New York World, April 22, 1886.

Mr. Bergh interfered with Prof. Gleason's exhibition of horse taming, but it was finally agreed that the tender feeling of the vicious horses should not be hurt any more than was absolutely necessary.

New York Star, April 23, 1886.

The runaways, after they have been treated by the professor, seemed to be inspired with a passionate love for the soulful throbbings of the bass drum, and followed the drummer around, even as the sunflower follows the sun.

New York Spirit of the Times, April 24, 1886.

Go to see Gleason. He shows the power of man over brute strength and viciousness.

New York Sportsman, April 24, 1886.

Prof. Gleason secures results astounding and satisfactory. He mounts and dismounts elegantly, rides like a trooper and drives like a veritable Jehu.

New York Mercury, April 25, 1886.

Prof. Gleason last night accomplished the most difficult feat he has yet had, by getting the hind feet of Mr. Hexamer's thoroughbred gelding shod—a remarkably courageous and almost foolhardy task.

New York Tribune, April 25, 1886.

Prof. Gleason defied the cranks and subdued the sorrel gelding.

New York Dispatch, April 25, 1886.

Prof. Gleason, whose tilt with Mr. Bergh seems to have enured very greatly to the horse tamer's credit, has shown through his wonderful study

that the horse can be made to yield obedience without resorting to cruelty in the treatment.

New York Sportsman, May 1, 1886.

Prof. Gleason has continued to exemplify his system of subduing refractory horses. Seeing is believing. Gleason is doing valuable work.

Harper's Weekly, May 1, 1886.

The professor succeeded in subduing the beast so effectually that on the third evening the stallion would follow him around the ring like a lamb, and even consent to practice a number of tricks which had been taught him.

New York Spirit of the Times, May 1, 1886.

The reigning sensation of the day in the amusement line in Prof. Gleason's nightly exhibition of horse taming. His success as a horse breaker is truly marvelous.

New York Mail and Express.

Mr. Gleason's instructive handling of the vicious animals was beyond praise.

New York Herald, Thursday, April 22, 1886.

PROF. GLEASON GOES ON CONQUERING HORSES WITHOUT CRUELTY.

A great crowd of persons were in Cosmopolitan Hall last night, many of whom appeared to be horse owners and drivers, to see Prof. Gleason's feats in horse training. The programme included handling of a vicious brute that could not be harnessed without danger. An exhibition of the man-slaying stallion that came from Montreal, and the subjugation of a mustang, whose proud owner ruefully declared with strange oaths, that he was a "polyjointed combination of steel springs, dynamite and the devil." Mr. Bergh was there, he sat in a box with numerous friends. The stallion was easily and briefly handled. On Monday night he had fought like a wounded savage; on Tuesday night he had treacherously bitten the professor twice, only failing to do serious harm on account of the professor's vigilance and activity; last night he was as docile as a lamb, and performed the see-saw act satisfactorily, though he had only been trained for one day at it. A muzzle was kept on him, however, for his treachery was dangerous.

New York Times, Sunday, April 25, 1886.

SHOEING A VICIOUS HORSE—PROFESSOR GLEASON ENCOUNTERS A
VICIOUS HORSE.

“That is the most vicious horse I ever saw in my ten years’ experience in handling vicious horses,” said Professor Gleason last night at Cosmopolitan Hall, after the big sorrel horse from Hicksheimer’s stables in Hoboken had had shoes put on his hind hoofs last evening for the first time in the seven years of his life. “His spirit isn’t broken and he is just as wicked, now that he is shod, as he was before. It would take a week to break him fully, but at the end of that time I’d guarantee to break him so that a child twelve years old could pick up either hoof as easily as I then could.”

New York World, Tuesday, April 20.

Professor Oscar R. Gleason gave an exhibition of his skill in subduing vicious horses in the sawdust ring of the Cosmopolitan Hall last evening, and was entirely successful, as round after round of applause greeted this truly wonderful man at every move he made. A large bay stallion was rendered even more wild and vicious by the ringing of bells and beating of drums, but Mr. Gleason took the animal in hand and, after a struggle, forced him to his knees and then on his back, completely subduing and driving him in a very few minutes. Robert Bonner was among the many prominent spectators who applauded the professor’s wonderful nerve and skill in dealing with this savage beast.

The New York Morning Journal, April 20, 1886.

THE MAN-EATING STALLION—DESPERATE BATTLE BETWEEN A HORSE
AND A HORSE TAMER—STEEDS QUICKLY SUBDUED BY PROFESSOR
GLEASON, WHO ASSERTS THAT THEY ONLY NEED EDUCATING.


The first of a series of entertainments to be given by a horse breaker or rather horse trainer, Professor Oscar R. Gleason, took place at Cosmopolitan Hall last night. The attendance was all that could be desired, many ladies being present. The parquet last night was turned into a sawdust arena with a twenty-four foot six-bar inclosure in the centre, in which was Livery Stable Keeper Leich’s desperate kicking mare, which was submitted for training.

Among the well-known spectators were Mr. W. H. Turnbull, Mr. Ira Brown, Mr. W. H. Vanderbilt Cross, Mr. David Bonner, Mr. Leonard Jerome, Mr. J. G. K. Lawrence and Judge Fullerton, as well as a number of Union and New York Athletic Clubs members.

New York Times, April 20, 1886.

VICIOUS HORSES TAMED—RAREY ECLIPSED AT COSMOPOLITAN HALL—
THREE DANGEROUS ANIMALS MASTERED BY TRAINER GLEASON.
A SPLENDID EXHIBITION OF HORSEMANSHIP.

Cosmopolitan Hall was transformed into the liveliest sort of a hippodrome last evening. A firmly knit young man, blonde, 5 feet 10 inches in height, wearing a black silk jockey's jacket, corduroy trousers, a pair of high riding boots, was the principal actor. His name is Oscar R. Gleason. His pupils were three vicious stallions, and with them he had successively three sorts of Græco-Roman wrestling matches.



New York Clipper, October 23, 1886.

Professor Oscar R. Gleason entered his third week of horse training Monday, October 25, at Cosmopolitan Hall. He handles a new equine subject nightly, and thus far has repeated his wonderful success of last

season, when he crowded the hall for a considerable period. His entertainment has the desired interest of intense and continued excitement from beginning to end. He will probably make a long stay here and there should be but a few fractious steeds in the city when he closes it. As Booth and Barrett are to the love-going dramatic people, so is this great, wonderful man to all lovers of that noble animal the Horse.

During my engagement here I handled the celebrated mare called "Ugly Mary," wherein the *New York Sun* recounts as follows :

New York Sun, April 23, 1886.

TAMING UGLY MARY—THE MARE KILLED A MAN IN BOSTON, BUT FOUND HER MASTER IN PROFESSOR GLEASON.

The Montreal stallion was driven out yesterday afternoon through the Central Park, over the Boulevard and under the elevated railway, and was throughout a model of amiability and steadiness.

Ugly Mary, a big chestnut mare, with a muzzle on, was brought into the Cosmopolitan Hall ring last night, and a call was made for her owner to tell what vice she had. Mr. Jones, manager of Derland's stables, where the mare is boarded, said, as the representative of the owner :

"This mare is a notorious biter. She killed a man in Boston. In our stable we always have to keep a muzzle on her. There is only one man who can harness her or handle her in the stall. If he is not about her owner can't go riding. She is a biter from Bitersville. Put you fist in her face and she'll eat you up."

In subsequent conversation he said that she was formerly the property of Mr. David Scott, who, to get rid of her, gave her to Col. Van Wyck, her present owner. When her owner drives her out on the road there is only one place at which he can stop, for there is but one man, John Quinn, who will dare to put her in the shed.

After a few minutes struggle the mare was thrown down by means of the "double safety rope," and Professor Gleason, while sitting on her, made a little speech condemning cruelty to horses and complimenting Mr. Henry Bergh—with whom he had had a long and pleasant explanatory interview in the afternoon—for his good work in protecting valuable animals. When the mare was allowed to get up, the muzzle was taken off her and the "double Bonaparte bridle" was put on. During the operation she only made one snap at the trainer's hands, and seemed to regret that the moment after, when she caught his eye. This bridle is very nearly the same as the "Eureka"—a mere bit of slender cord—except that its free end is not brought up and fastened to the neck loop, but is run through straight and held to be pulled on when coercion seems desirable. With that contrivance she was so completely demoralized and subjugated that

she submitted to being harnessed again and again, without a sign of biting, even after it was taken off and she was only held by a loose halter. She was even let go into the ring, with only the halter on, and followed the trainer about and obeyed him with the docility of a pet dog. This, Prof. Gleason said, did not show that she was cured of biting, but that she could be cured if her owner would only put her through a course of such training himself.

From the Evening Telegram.

PROFESSOR GLEASON'S FEATS—MASTERLY SKILL AND PHYSICAL POWER
SHOWN LAST NIGHT.

The horse-taming feats of Professor Gleason, at Cosmopolitan Hall last night, proved as entertaining to ladies and quite a large number of juveniles as to the men who derived their early training on old Harlem lane. The Professor's marvelous handling of a vicious horse belonging to a gentleman in Forty-sixth street was a spectacle so exciting that the audience at the close manifested their approval with rounds of applause. One feature of the exhibition that makes it attractive is the running discourse in the form of a lecture, in which the driver is trained as well as the horse; and, secondly, the masterly skill, coolness and physical power displayed by the professor in holding in check the animals during their wildest pranks. The transition from a kicking, unmanageable colt of four years, which resisted all attempts to be hitched to a wagon for the space of nearly an hour, to a gentle, quiet trotter, with the professor holding the reins, brought down the house. It was a wonderful test of endurance both for the trainer and the horse.

PROFESSIONAL OPINION OF PROFESSOR GLEASON'S METHODS.

O. C. Farley, veterinary surgeon of the late Rancocoas Stables, Mr. P. Lorillard, in a letter to Mr. Lovecraft, regarding Prof. Oscar R. Gleason's methods, says :

"My long connection with thoroughbred horses enables me to professionally endorse one whom the public of New York City have so generally recognized. His sometime seeming severity and the harsh-looking appliances used, are only cruel to the uninitiated. It is a well known fact that ferocity in animals must be met with coolness and courage of the highest order associated with a sternness of demeanor in order to conquer it.

"Professor Gleason possesses these characteristics in a most marked degree, and his subjugation and complete control over some of the most ferocious and unruly brutes it has ever been my fortune to come across is certainly marvelous, and can but excite the admiration and applause of all who witness his performances. The thoroughbred is most courageous and is, as a rule, kind, but there are exceptions to this rule, and said ex-

ceptions furnish us with horses as fierce and unmanageable as it is possible to conceive. This makes them more difficult to handle than the ordinary horse. It, however, appears that this is not an obstacle in Professor Gleason's way, and thoroughbred and cold-blooded are alike slaves to his wonderful power.

"In addition to being a conqueror of all kinds of ungovernable horse-flesh, he is probably the speediest and best educator extant, and whatever in the way of knowledge the horse is capable of receiving, is imparted by him carefully and effectually in an incredibly short time.

"I might go on *ad libitum*, extolling the methods and merits of the professor, but fear I have taxed your patience sufficiently, and must 'pull up,' as I am afraid I am quite a 'runaway' when speaking or writing where horses are concerned.

"Trusting I haven't worn you out completely, I am your friend,

"DR. O. C. FARLEY, *Veterinary Surgeon.*"

While exhibiting in New York I had published a large book on how to educate the horse. Thousands of these books have been sold through the United States, and if I should embrace in my book all the press notices, it would be at the cost of crowding out other matter of perhaps more importance to the horse and to all lovers of the noble animal, hence my selection of only a few important ones necessary to clearly illustrate to my readers as to my original methods, which are at this writing in constant use.

On Monday, May 17th, 1886, I opened at McCaull's Opera House, Philadelphia, Pa. I had the scenery all taken out and a saw-dust ring placed upon the stage, and played for two weeks to the full capacity of this theatre, and during my stay I received many special notices, but select from them a few remarks made by Geo. W. Childs, editor and proprietor of the *Public Ledger*:

PROF. GLEASON'S "EQUINE SCHOOL."—Professor Oscar R. Gleason began a series of popular entertainments at McCaull's Opera House last evening, giving an exhibition of rare skill in the training and breaking of "ugly horses." Four animals, each having some troublesome trick of shying, kicking, balking etc., were broken in the presence of the audience, Professor Gleason's mastery of them being complete. Compared with the average exhibition of educated horses, Professor Gleason's work is far superior, for he trains the horses out of raw and sometimes very rough material. His performances, which are given every evening at 8 o'clock, are very well worth seeing.

I feel it is unnecessary for me to say to the reader, for "ten years" I had worked unceasingly and without taking any holidays for myself, but worked them all, and became thin in flesh, nervous and generally debilitated. So by the advice of my friends, and more especially my wife, I took a much needed rest to recuperate, and to let nature restore the lost energies that my system so much needed. I went fishing, hunting and off by myself, away from the hurly-burly of mankind, to meditate and study as how to improve my system if possible, and make a more perfect method in subduing the wild and vicious horse. Also in what manner I could best transfer and make plain to my many listeners the result of my rest and meditations, in order to elevate the horse to the sphere second only to man.

I opened my eleventh year's work at Lynn, Mass., August 1st, 1886. From here I went to Boston, Mass., which was my second visit, where I remained for three weeks, meeting many old friends. At which time the Boston *Herald* says of me as follows :

CONQUERING VICIOUS HORSES.—Over twenty years ago Rarey, the horse tamer, astounded the world by his manner of subduing wild and vicious equines. His wonderful success brought forth numerous rivals, but none of these came up to Rarey, who continued to draw large audiences at every exhibition on both the old and new continents. Clever as Rarey was, however, and he was clever enough to obtain appointments from the British and French governments, Professor Gleason, the horse trainer who is this week at the Winslow skating rink, accomplishes more than he did. Last evening the professor handled two ugly customers. The first was an undoubted shyder, and the next a vicious kicker, but both were reduced to quietness so that they were driven and ridden without any trouble. The professor explained how he broke the animals by simply educating them, and not by any cruel use of the whip or spur.

From Boston I went to Portland, Me., and here I was welcomed by Dr. Maxwell, a gentleman high up in the profession of the veterinary school, and with all a thorough gentleman, and one whom I shall always esteem profoundly for favors extended. The horsemen of this city did everything they could to make my exhibition a successful one for me financially, and which was fully realized at the close by me. I gave six exhibitions, handling a large number of vicious horses.

From Eastern Argus, Portland, Me., Aug. 12, 1886.

CONQUERING VICIOUS HORSES.—The opening exhibition at the Bijou Rink last evening by Professor O. R. Gleason, of his skill in dealing with vicious horses, or those not properly broken, was attended by a large number of spectators, who were well repaid for their trouble. Professor Gleason demonstrated that he can control a horse just as he claims he can in his advertisements. The three fundamental principles of his theory are as follows :

First, unconditional control, teaching submission and docility. (This being the first lesson for the horse, is of the greatest importance, and is the same to his after education that the alphabet is to the boy's, and should be learned perfectly for ease and success in after lessons.) Secondly, let kindness run through all your actions toward the horse. Thirdly, appeal properly to the horse's understanding, prudently associating mastery with kindness ; rebuke wrong and reward right.

The professor obtained full control of the three horses brought to the rink for him to make a trial on. The horses are owned by Charles J. Walker, Portland; Dr. Maxwell, Portland, and Daniel Mayberry of Deering. In each case he obtained perfect mastery over the horse, and made him do exactly as he wished.

From here I went to Lewiston, Me., where I was received with the same cordial welcome as at Portland. I remained in Lewiston for one week, meeting with grand success, and handled a great many vicious horses. The following press notices will speak for themselves :

The Evening Journal, Lewiston, Tuesday, August 24, 1886.

TAKING THE STARCH OUT OF 'EM.—PROF. GLEASON'S EXHIBITION AT THE SKATING RINK, MONDAY EVENING.

The lights gleamed from the windows of the Lewiston Skating Rink, Monday evening. A band played half a dozen selections in front of the Pine street entrance. A hundred men stood about the door and four out of five of them were horsemen. After the band had played its closing tune, everybody filed into the hall. Prof. Gleason, the well-known horse educator, gave a first class exhibition in the rink from 8 to 10.30.

The exhibition was remarkable, and a number of times the result of Mr. Gleason's education of the horse was treated with applause. The exhibition was the best ever given here.

From the Lewiston Gazette.

The most remarkable and interesting exhibition of training and subduing horses ever seen in Lewiston, began Monday night and will continue through the week at the Lewiston Opera House, by Prof. O. R. Gleason, of Buffalo, N. Y. One commendable feature of Professor Gleason's exhibitions is his evident desire to instruct the public on all matters pertaining to the training of a horse. Unlike others he does not sell his methods to a few under the strict band of secrecy, but explains, as he proceeds, the manner of accomplishing each result. Lovers of horses and owners and drivers of that noble animal should not fail to be present, and witness for themselves the marvelous working of Professor Gleason's methods.

From Lewiston, Me., I left by special car for Montreal, Canada, opening at the Palace Rink. This being the home of the famous horse Rysdyk, we did a handsome business, turning away people nightly for three weeks. During my stay I learned from Mr. Kimball, proprietor of the St. Charles Hotel, and owner of the famous horse Rysdyk, at this time an old gentleman of 65 years of age, though bearing up well under his burden of years, was still a hale, hearty courteous old gentleman, and had Rysdyk at the Dominion Fair, at Sherbrook, Canada, sleeping in his stall every night with the horse, illustrating the thorough practical utility, and never-to-be-forgotten lessons he had received from me, when he came through by Adams Express from Canada, to get his diploma from my academy in New York.

The Montreal Herald, Thursday Morning, Sept. 30.

PROFESSOR GLEASON'S EQUINE ACADEMY.

On Tuesday night, in presence of a numerous and appreciative audience, Prof. O. R. Gleason gave, in the Crystal Rink, an exhibition of his skill in dealing with horses possessed of such vices as the habit of running away, unwillingness to stand, balking, back-jumping, etc., etc.

The exhibitions of the professor's skill were most satisfactory.


The Gazette, Montreal, Tuesday, Sept. 21, 1886.

A NIGHT WITH A HORSE TRAINER.

About seven or eight hundred people assembled in the Crystal Rink last evening to witness an exhibition of practical education of the horse by Professor Oscar R. Gleason, who claims to be the most successful and least

severe trainer in the world. The performance was well worth seeing, and those who would like to see the brute creation treated with kindness, and still brought under control, should not miss the opportunity.

At the close of my engagement in Montreal, and bidding Mr. Kimball and the many friends I had made here farewell, I took my own "special car" en route for Albany, New York. Opening at the



"Academy of Music" on Lark street, where I remained one week, turning people away nightly, and handled a celebrated trotter, and cheerfully refer the reader to the following article from the *Albany Argus* of October 5th, 1886:

TRAINING VICIOUS BRUTES—PROFESSOR GLEASON'S REMARKABLE EXHIBITION AT THE LARK STREET RINK.

Professor Oscar R. Gleason, horse educator and tamer, entertained and instructed several hundred people last evening at the Lark Street Rink. About half of the auditorium had been transformed into a sawdust arena, strongly roped in, and within this enclosure the professor undertook to demonstrate a few of his methods and principles in the management of several unruly, intractable and vicious horses.

From Albany I went to New York city again, playing a second engagement in Cosmopolitan Hall for three weeks, with wonderful

success. During this engagement I handled horses for Russell Sage, Roxwell P. Flower, Jake Sharp, Ike Brown, Wm. Scott, and many other noted gentlemen's horses.

During this engagement, I handled the celebrated race horse "Panique," an animal whom the Dyer Bros. had paid \$17,500 for. This horse was noted for his vicious habits, and counted as the worst stallion ever handled in the city of New York, which I cheerfully subscribe to myself at this time.

The New York *Sportsman* is accountable for making the following remarks relating to the handling of the above celebrated horse :


PROF. GLEASON AND HIS PROGRESS.

Prof. Gleason has continued on the even tenor of his way at Cosmopolitan Hall in presence each night of hundreds of the most enlightened citizens of the metropolis, who are heart and soul with the blonde giant in his really praiseworthy efforts in behalf of mankind versus bad-tempered horses.

From New York city; I take my flight and alight in Rochester, thence to Syracuse and Utica, and thence to Lancaster, Pa., where I exhibited for two weeks to an immense business, handling over 150 very vicious horses. From here I went to Pittsburgh, Pa., at the grand "Central Rink," January 13th, 1887, giving twenty-one exhibitions, taking in cash \$4,225, and handling 236 horses, both publicly and privately. Here I met with the grandest of success.


From here I went to Newark, N. J., doing a good business, and while here I conceived the idea of leasing the famous Madison Square Garden of New York city, the largest enclosed building for the purpose of giving public exhibitions in the world, and at the close of my engagement went to New York city and engaged the celebrated Garden at the enormous sum of \$2,500 per week. It did seem as though it would be an impossibility for any one man to interest the public sufficiently to fill a place of such magnitude, whose seating capacity numbers 7,000. My friends all sought to persuade me to give up the enterprise, but all to no purpose, and to all their persuasions I said I had made up my mind to pack this great Garden, and I am going to do it, so I billed the city and suburbs heavily, advertising thoroughly in all the leading newspapers, at a cost of \$5,000. This sum

as named, of course included the cost of necessary repairs to the Garden (as I had box-stalls constructed all around the enclosure, &c., &c.,) also music and all other expenses, up to the night of



my opening, and before 8.15 o'clock P. M., I had the exciting pleasure of seeing the great enclosure filled to overflowing, and was compelled to turn away from the door over 5,000 people, as there was no possible chance for even one more to get in; and right here it is very gratifying for me to say that I drew the largest crowd that ever assembled in Madison Square Garden, and also that I am the only one man that has ever packed the place. During the six

performances I gave in this Garden, my treasurer sold 57,330 tickets, ranging from 25 cts., 50 cts., 75 cts. to \$1.00 each, giving me a net profit of \$9,881.50 for one week's work, a record that no other horse trainer in the world can show, and one that astonished the entire



Madison Square Garden, New York City, as it appeared on my opening night.


world. The following letters and notices from the leading New York papers, fully substantiates all I have said relative to my engagement at "Madison Square Garden."

PROFESSOR O. R. GLEASON'S GRAND SUCCESS AT THE FAMOUS MADISON SQUARE GARDEN, NEW YORK CITY, FEBRUARY 24th, 1887.

NEW YORK, March 2d, 1887.

PROFESSOR O. R. GLEASON :

Dear Sir and Friend.—It may be somewhat satisfactory to you to know that your exhibitions of training and subduing wild and vicious horses at the Madison Square Garden has attracted even larger audiences than the entire company of Buffalo Bill's Wild West Show. This statement is likely to be questioned by the incredulous, but the fact still remains that upon your opening night the great garden was packed to suffocation, and I personally called upon the police force to close the doors in the face of



"Honest Tom," my faithful Horse, who helped me to pack the Garden.

thousands of people who were frantically struggling for admission. Permit me to say that your phenomenal success and skill has excited the comment of such experienced showmen as Adam Forepaugh and P. T. Barnum, whose united shows could not possibly do more than you have done, *i. e.*, pack the Madison Square Garden from center to circumference, and this, too, on several occasions in the face of a blinding snow storm.

Very truly yours,

LOUIS E. COOKE,

Manager Forepaugh's Circus.

The World, N. Y. February 27, 1887.

WILL ATTEMPT TO TAME A WILD HORSE—PROF. GLEASON'S BIG UNDERTAKING—HOW HE CURED A BITER AND RUNAWAY.

The wonderful horsemanship displayed by Professor Oscar R. Gleason in Madison Square Garden was last night witnessed by an extraordinarily large crowd, notwithstanding the great storm.

New York Daily News, Sunday, February 27, 1887.

Of all the interesting sights in this city that of Prof. O. R. Gleason subduing vicious horses at Madison Square Garden comes in first.

The Morning Journal, Friday, February 25, 1887.

VICIOUS BRUTES SUBDUED—PHENOMENAL FEATS OF PROFESSOR GLEASON, THE HORSE TAMER.

"Phenomenal" was the unanimous verdict of the enthusiastic crowd that packed the Madison Square Garden last night. Long before the hour appointed for Professor Gleason's marvelous entertainment there was not one vacant seat in the immense building, and hundred of pleasure-seekers were turned away from the box-office disappointed.

New York Daily News, February 25, 1887.

MADISON SQUARE GARDEN.

The announcement that Professor O. R. Gleason, the celebrated horse educator and subduer of vicious horses, would commence a week's appearance at Madison Square Garden last evening, drew an audience that filled every available spot in the vast Garden, while at least a thousand persons were turned away.

The New York Times, Friday, February 25, 1887.

TAMING A "DEMON."

Professor O. R. Gleason, the horse tamer, had a full house last evening at the opening of his six nights' season in Madison Square Garden. The performance included the conquering of a number of stubborn and vicious horses, among them an animal from Goshen, where he is known as "Demon," and has been regarded for years as an incorrigible kicker. In about ten minutes the professor had eliminated all that was demoniacal in the animal's nature.

On closing my engagement here I opened in the city of Baltimore, Md., on the 8th day of March, 1887, at "Oratorio Hall." The following press notices will tell of my success while in Baltimore :

The Sun, Baltimore, March 12, 1887.

TAMING VICIOUS HORSES.—AN EXHIBITION AT ORATORIO HALL.—INSTRUCTIONS ABOUT HANDLING HORSES.

Professor Oscar R. Gleason began Tuesday, at Oratorio Hall, his exhibitions of how to tame vicious horses. The centre of the hall was covered with tan and roped in. The rest of the building, up stairs and down, was jammed with spectators, many of whom were ladies. Mr. Gleason does not carry trained horses about with him. He finds his subjects wherever he exhibits, taming any horse that is sent to him for that purpose. The horses are taken to the hall during the day and kept in an improvised stall until the time for the beginning of the exhibition, when they are led out to the tanned space.

Baltimore American, Wednesday, March 16, 1887.

PROF. GLEASON, THE HORSE TAMER.—A very large and intelligent audience witnessed Prof. O. R. Gleason's exhibition at Oratorio Hall last night. His first horse was quietly stubborn, but at last was docile, and was driven by the Professor through a crowd of men and boys beating drums, clanging tinpans, waving flags and ringing bells. The celebrated stallion, Monticello, a bad bolter and plunger, created a great deal of laughter when the tin pans were tried. The Professor had a very narrow escape with one of the vicious animals, but with his presence of mind brought the brute to terms. These exhibitions are very instructive.

The Daily News, Baltimore, Wednesday, March 16, 1887.

PROF. GLEASON'S WONDERFUL ACHIEVEMENTS.—Prof. O. R. Gleason, the horse trainer, gave another of his wonderful exhibitions last night at Oratorio Hall to a very large audience.

The Sunday Herald, Sunday, March 13, 1887.

HORSEMEN AND HORSES.—There is some talk of starting a driving club in this city, to which all horse owners may belong, and have a chance of meeting and testing the speed of their road horses, and getting a competent man to handle horses for speed and break colts properly. Prof. Gleason, the horse breaker, has drawn large audiences all the week, and many have profited from his exhibitions.

From here I went to Washington, D. C., exhibiting in the East St. Rink. Not being a seat or any accommodations for the people that might come to see me, I went to an expense of over \$500 to put it in order, and get it in shape for my opening night. I exhibited for two weeks, packing the rink every night. All the Members of Congress, United States Senators and Cabinet Officers, attended in a body. Of the work and success done here, the following press notices will speak of:

National Republican, Washington, D. C., Tuesday, March 22, 1887.

SUBDUING VICIOUS HORSES.—**PROF. GLEASON SHOWS HOW EASY IT IS TO CONTROL ANIMALS.**—Prof. O. R. Gleason appeared at the National Skating Rink, on E street, between Sixth and Seventh, last evening, ready to tame such horses as should be offered for the occasion. Nearly every seat in the rink was taken at 8 o'clock, quite a number of ladies being present.

The Evening Star, Washington, D. C., Tuesday, March 22, 1887.

TAMING WILD HORSES.—The large portion of the National Skating Rink was last night covered with a thick layer of sawdust and shavings. On three sides of the square the seats for the audience were placed, and not only were they packed with ladies and gentlemen, but all available standing room was occupied.

The National Republican, Saturday, March 26, 1887.

CONQUERING UNRULY HORSES.—The E Street Rink was filled in every corner last night with a very respectable audience, a large number of whom were ladies.

The Washington Critic, Washington, D. C., March 22, 1887.

PROFESSOR GLEASON'S TRAINING.—The E Street Rink was crowded to its utmost capacity last night, in spite of the storm, to witness Prof. Gleason's novel horse-training entertainment.

From Major A. O. Brummel.

HOUSE OF REPRESENTATIVES, WASHINGTON, D. C., April 9, 1887.

This is to certify that I own a mare who has been justly termed "the star kicker of Prince George's county, Maryland." The person who attempted to harness her took his life in his hand, so dangerous and vicious was the animal that she would relieve herself of the harness. Hearing that Prof. Oscar R. Gleason, the celebrated horse tamer, was in Washington, I had the mare brought up from my farm in Maryland and took her to the professor. After one trial the mare was thoroughly subdued, and is now as docile as a lamb. I give this certificate to Prof. Gleason unasked, as a testimony to his skill and as a slight appreciation of the service rendered me in transforming a worthless animal into a valuable one, as the mare is now safe in any harness, fit even for a lady to drive with perfect safety. MAJOR A. O. BRUMMEL.

The National Republican, Thursday, March 24.

GETTING HORSES UNDER CONTROL.—Prof. O. R. Gleason gave another exhibition last night at the E Street Skating Rink, of his system of teaching the horse.

The Washington Post, Washington, March 23, 1887.

PROF. GLEASON'S EXHIBITION.—Another large crowd of ladies and gentlemen last night witnessed the exhibition of Prof. Gleason in breaking in and educating horses.

Washington Critic, Washington, March 23, 1887.

TRAINING VICIOUS HORSES.—Another large audience greeted Professor Gleason last night at the E Street Rink.

The Washington Post, Washington, March 27, 1887.

PROF. GLEASON'S EXHIBITION.—Prof. O. R. Gleason, the king of horse tamers, has met with great success the past week at the E Street Skating Rink in handling vicious horses. The building has been packed nightly with the best people of Washington, including Senators Gorman, Riddleberger and Mahone, the French Legation and many other prominent citizens.

The Washington Post, Washington, March 24, 1887.

Mr. Gregor, of the Russian Legation, Mr. Wallach, Calderon Carlisle and wife, Sevellon Brown and wife, and many other well-known Washing-

ton people, witnessed Prof. Gleason's "horse training" feats at the Rink Tuesday evening.

Closing here, I left for the city of Buffalo, New York, my first visit after closing my engagement with Mr. Hamlin in the stock farm business, since which time I have made a number of valuable additions to my exhibition, in the way of improvement and as to what is the safest and best plan to handle and subdue the vicious horse; which fact was made so apparent to my many friends of Buffalo that, without my knowledge, and to my very great surprise, on the last and closing night of my engagement, and during my ten minutes' intermission, I was called from my dressing room, and without warning, was presented with a solid gold badge, studded with rubies and diamonds, all of which is herein described in the following notice clipped from the *Sunday Truth*:


Sunday Truth, Buffalo, N. Y.

PROFESSOR GLEASON.—HE IS PRESENTED WITH A BEAUTIFUL TESTIMONIAL BY MAYOR BECKER, ON BEHALF OF HIS BUFFALO FRIENDS.

During the past week Prof. Gleason's performances at the Main Street Rink have attracted large audiences, many of our prominent men becoming interested to such an extent in his wonderful handling of vicious horses, that they determined to present him with a testimonial of their admiration and esteem. Accordingly, Messrs. Ruger & Kimball were instructed to prepare an appropriate medal. It consists of a pin set with rubies and diamonds; below the pin are two clasped hands, showing the cuff buttons, which are set with diamonds. Attached to the bar is a shield on which is represented the thirteen original states by thirteen stars, and a vicious horse in a rearing position. The pin weighs ninety penny-weights and cost \$600. It is emblematical of America in every detail, and is a fitting tribute for the professor to carry with him on his European trip. It was presented during the customary ten minutes' intermission which Mr. Gleason takes in his exhibitions, by Mayor Becker, on behalf of his Buffalo friends. The mayor made the presentation in a few well-chosen words, and the professor, who was completely taken by surprise, recovered himself sufficiently to enable him to make a reply, which evidenced the gratitude and appreciation with which he accepted this unexpected testimonial.

Buffalo Express, Wednesday Morning, April 13, 1887.

A GOOD HORSE-TAMING EXHIBITION.—Prof. Oscar R. Gleason, the horse tamer, on Monday evening gave a crowded audience at the Main



The above cut represents the Badge mentioned.

Street Exhibition Building, a scientific, practical and frequently very exciting exhibition in taming and curing horses of evil tricks.

The Buffalo Times.

TRAINING VICIOUS BRUTES.—Prof. Oscar Gleason, the noted horse trainer, entertained a large audience at the Main Street Exhibition Building last evening. It was a fine exhibition of the power man has over animal strength, and the 2,000 spectators were apparently charmed with the magnetic influence of Prof. Gleason. He will give another exhibition this evening.

The Courier, Buffalo, Tuesday, April 12, 1887.

GREAT HORSE-TAMING.—PROF. GLEASON SHOWS HOW THE UGLIEST ANIMALS MAY BE SUBDUED.

Fully 2,000 persons were present last evening at the Main Street Rink to witness the first entertainment given by Prof. Oscar R. Gleason, the celebrated horse educator.

The Courier, Buffalo, Friday, April 15, 1887.

THE HORSE EDUCATOR.—Prof. Gleason has been very successful in his horse-educating exhibitions at the Main Street Rink. The assemblages have been large, and he has generously amused and instructed them. Prof. Gleason, the successful horse-breaker, was formerly one of us, and still takes a lively interest in matters Buffalonian—especially those of an equine character.

Commercial Advertiser, Buffalo, Saturday Evening, April 16, 1887.

Prof. O. R. Gleason, the celebrated horseman, will be presented with a diamond badge at the Main Street Rink this evening. It is expected that Mayor Becker will make the presentation speech. This testimonial is presented to the professor on behalf of his many friends in this city and elsewhere as a token of their appreciation of the greatest American horse-tamer.

The Courier, Buffalo, Saturday, April 16, 1887.

Prof. Gleason's horse-breaking exhibitions at the Main Street Rink have been decidedly successful.

Buffalo Express, Saturday Morning, April 16, 1887.

THE GREAT HORSE-TAMER.—Prof. O. R. Gleason, the horse-tamer, had a large and enthusiastic audience at the Main Street Rink last night.

The Sunday News, Buffalo, April 17, 1887.

PROF. GLEASON'S TROPHY.—Last evening closed a series of Prof. Gleason's interesting horse-training exhibitions at the Main Street Rink, and was made the occasion for a farewell presentation by Mayor Becker, on behalf of the citizens, consisting of a magnificent solid gold badge representing a shield with thirteen stars set in diamonds, the stripes in enamel and the whole surmounted with the figure of a horse in solid gold. The badge cost \$600. In responding to this superb token of appreciation Prof. Gleason said, among other things, that he would devote one week annually for five years to give instructions in the proposed new riding academy, free. Buffalo, he said, was the greatest horse centre in the world and ought to be provided with a first-class riding academy. Prof. Gleason is about to leave for Europe, and promised to make a special trip back to this city whenever the academy is built, to attend the opening.

From here I went to Wilkesbarre, Pa., and braved horseman from all the surrounding country in that region, as will be verified by the following notices :

Telegram, Elmira, N. Y., April 24, 1887.

PROFESSOR O. R. GLEASON, WIDELY KNOWN AS THE GREAT KING OF HORSE TAMERS.

PITTSTON, PA., April 23.—We have visited Prof. O. R. Gleason's exhibition the past week at the county-seat, whose wonderful powers to control horses of the most vicious nature in a short time, completely breaking an intelligent one to be the most docile of beasts, it would simply be foolish for us to attempt to describe in detail. His exhibiton has to be seen to be appreciated, as pen cannot describe. He has been in the coal fields, at Scranton and Wilkesbarre for the past ten days, giving his farewell exhibition at Wilkesbarre, Friday evening, a three days' stand. The professor was only advertised April 21st and 22nd, but after such a phenomenal success in large audiences and giving such great satisfaction, by special request gave the third exhibition, a farewell, at Wilkesbarre on Friday, and to one of the greatest audiences a horse educator ever drew in that city, several hundred people leaving that would not stand the crush of limited standing room. The professor will leave the coal fields by special train for Cincinnati. The professor has held \$10,000 audiences at Madison Square, New York, and given special exhibitions to what is called the highest of the elite, the president, senators, etc., which has been appreciated in a manner worthy and due this wonderful horseman. We will close, for, as we said before, we cannot do the gentleman justice, and would advise all who can to go and see him. We admit we made two special

trips to see the professor perform while in Wilkesbarre, and we close wishing him the success he so richly deserves in his tour "around the world." Hoping he will return safe and sound and still more wealthy, as he has worked himself up from the "poverty rung" of the ladder to where he now is, and still higher may he go, is our most sincere wish.

The Record, Wilkesbarre, Pa., April 21, 1887.

WONDERFUL TRAINING OF HORSES.

A large audience assembled in Metropolitan Rink to witness Prof. Gleason perform his wonderful feats in breaking horses. Seats were provided and many of these were occupied by ladies. Nearly every horseman in town was present. Prof. Gleason showed himself an adept at the difficult art and was frequently cheered to the echo. He conquered animals that were balky, kickers, halter pullers, and generally vicious, teaching them to be perfectly fearless of drums, flags, bells, fire-crackers, pistol, etc.

The Evening Leader, Wilkesbarre, Pa., Thursday, April 21, 1887.

PROFESSOR GLEASON.—HIS INTERESTING EXHIBITION AT THE METROPOLITAN RINK LAST NIGHT.

There was a large attendance at the Metropolitan Rink last evening, to witness Professor Gleason's exhibition, which proved a very interesting one. The professor's skill was pretty thoroughly tested, but in every instance he was equal to the emergency and established his mastery over the vicious and intractable beasts brought to him for subjection.

The Record, Wilkesbarre, Pa., April 22, 1887.

PROF. GLEASON'S SECOND NIGHT.


There was another very large audience at the Metropolitan Rink last evening to witness Prof. Gleason's second exhibit of horse breaking and training. The exhibition was even more interesting than on the first night, and the audience frequently manifested its appreciation of the professor's masterly handling of the rebellious horses by loud and long applause. He is beyond doubt a complete and thorough master of his art.

The News-Dealer, Wilkesbarre Pa., Friday, April 22.

PROF. GLEASON'S GREAT SHOW.


The Metropolitan Rink was jammed last evening with people who came to see Prof. Gleason's wonderful performances with vicious horses.

From Wilkesbarre I went to Scranton, Pa., exhibiting on the “Fair Ground” to its utmost capacity, and from here I went to



Exterior of Music Hall. Cincinnati. O.

Cincinnati, giving a series of exhibitions in the beautiful and world-renowned “Music Hall,” and many who came to my exhibition



The interior of Music Hall as it was Photographed on my Opening Night.

dropped the remark that it was a queer entertainment to be given in a place where Patti has warbled, and Campinini won laurels, where Beecher and Talmage have entranced audiences, yet, notwith-

standing, they all went away satisfied and pronounced it a great exhibition, a wonderful triumph of man over animal.

Could Reuben Springer, the founder, rise up from his grave and come back and see Gleason's exhibition of horse-training in "Music Hall," he might think it odd, but he could not say it was not both instructive and entertaining. And here the reader is modestly referred to the following clippings from the *Enquirer* and *Commercial Gazette*.

The Enquirer, Sunday, May 1, 1887.

REMARKABLE HORSE-TAMING.—Some remarkable illustrations of the power of mind over brute force have been given by Prof. Oscar R. Gleason at Music Hall during the week. He takes the most savage and powerful equine, and in a few minutes reduces him to lamb-like subjection. It is true that some of the horses take longer, but in the end the result is the same. For outward aids he uses a whip, a bridle of cord and a revolver loaded with blank cartridge. By his system of treatment he quickly subdues the most vicious and stubborn animals, so that they manifest a docility and an aptitude for education which would be worthy of note in horses of any class. Great interest in his methods has been awakened in circles which give attention to riding and driving. Some of the instructions contained in his lecture are invaluable to this class of persons. We can heartily recommend all who are in any way interested in horses—and who is not?—to attend these entertainments. They are both entertaining and instructive.

The Commercial Gazette, Tuesday, April 26, 1887.

VICIOUS HORSES—PROFESSOR GLEASON BRINGS THREE OF THEM UNDER HIS CONTROL LAST NIGHT.

The horse taming performance last night at Music Hall was even more interesting and exciting than that of the previous evening, as Professor Gleason had more vicious and stubborn subjects to master, but he came out with flying colors, much to the delight of an audience of two thousand people.

The Commercial Gazette, Friday, May 6, 1887.

THE HORSE TAMER—PROF. GLEASON, AFTER A STRUGGLE, MASTERS A VICIOUS GREY.

There was a large attendance at Music Hall. The audience were held spell-bound for some time, but finally gave vent to demonstrations of ap-

plause when the Professor succeeded in bringing the horse to follow his bidding.

And here I close my labors in Cincinnati, O.

During my engagement at Music Hall, I had the pleasure of paying the last of my accumulated and complicated old debts to the last dollar, amounting to the grand total of \$4,000. And from here I started for St. Louis on a tour through Missouri. Of my success while in St. Louis the reader can form some idea upon reading the following clipping from the *Sunday Sayings* of May 15th, 1887. I might make use of many more from the leading papers of this city, but for want of space I omit them :

St. Louis Sunday Sayings, May 15, 1887.

Prof. Gleason, the horse-tamer, has decided to remain another week at the Olympic Theatre. His performances have been well patronized during the past week. They are interesting and instructive. The professor, in his business, is undoubtedly a great man.


My next stop was in Kansas City, where I remained for one week, and the *Times* speaks of my visit there as follows :

The Times, Tuesday, May 24, 1887.

AMUSEMENTS.—Prof. Oscar Gleason, the horse-tamer, gave a wonderful exhibition of his skill at the Gillis last night. The stage had been transformed into a huge stable and sprinkled with sawdust for the purpose of the experiments. The auditorium was filled with curious spectators.

From Kansas city I went to Peoria, Ill., and through all the leading towns in Indiana, arriving in Columbus, Ohio, June 20th, 1887. After remaining here one week, doing a successful business, I then left for Saratoga Springs, to enjoy a few weeks of much needed rest, and handled the famous man-eating stallion "Wilson," who had an undisputed record of having killed four men. He was led into the ring with his bridle that he had worn constantly for over three years, night and day, never removing it for eating or anything else, also an iron muzzle weighing over three pounds. Some of the most cranky and wise ones in my audience at that time dropped a remark which reached my ears, that they guessed "he was not so bad after

all; it was mostly put on," &c., whereupon I then and there offered \$50 to any man in my audience who would take the muzzle and bridle off of this horse. In the offer I made, I included every man, barring none, not even his owner. And here I refer my readers to a clipping from the daily *Saratogian* of August 12th, 1887.



As this famous Horse appeared in the street the following day, being driven by his Owner. (From a photograph.)

The Daily Saratogian, Friday, August 12, 1887.

PROF. GLEASON'S ENTERTAINMENT.—SUBDUING VICIOUS HORSES IN THE PRESENCE OF A THOUSAND SPECTATORS.—THE BALLSTON MAN-KILLER REDUCED.

An immense audience assembled last night in the riding academy or Casino, on Spring street, to witness Prof. O. R. Gleason's exhibition.

I remained in Saratoga until Sept. 1st, and with health improved sufficiently to warrant it, I made contracts and filled engagements

throughout the fall in the following States, at "Agricultural Fairs:" Penna., New Jersey and Conn. At the close of all which, I went to Providence, R. I., and opened there on Nov. 2d, 1887. The following, from the Providence *Evening Telegram*, or Thursday, Nov. 3d, will tell the reader what the people think of my work here:

Evening Telegram, Providence, Thursday, November 3.


HORSE EDUCATION—PROF. GLEASON'S EXHIBITION AT THE RIDING SCHOOL.

Prof. Oscar R. Gleason came to Providence well-known to horsemen. His wonderful successes in the large cities of the country in subduing vicious animals, breaking young or old horses, or curing them of disagreeable traits has reached Providence. It was then no surprise that the riding school should have held a large number of spectators last evening at his opening performance, and among that number were many ladies.

Prof. Gleason's method seems to be a sensible one, and after giving the theory he demonstrates the practice. Knowing the traits of horses, and he gives them credit for being almost human, he treats them with that same judgment which would be used by a father to his child. He shows the horse that he is his master; that he is a loving master; that he is a master to be feared. Whenever the horse does wrong he receives instant punishment, not brutal, but effectual. When he does right he is rewarded.

From Providence I went to Worcester, Mass., where I exhibited for one week to the capacity of the house. The reader will remember on looking back to the commencement of my career as a horse trainer, that the first horse I ever trained as a trick horse, and to drive without lines, was a buckskin mare, with whom I had such a sorrowful parting at the time my father and I parted after dissolving our co-partnership, he taking all the stock with him to Vermont. Well, on my arrival in Worcester, I was relating to some by-standers the many things I had taught her to do, and on describing the mare so perfectly, a gentleman standing by said he knew of a buckskin mare that was owned by a physician about fifteen miles away, that was the counterpart of the one I was talking about. Although I thought it not at all probable, yet I deemed it perhaps possible, it might be my Topsy of the "days of long ago." Whereupon I telephoned to the doctor if he would bring the mare to my exhibition (it being the last of my series at this time), I would give him "fifteen dollars," which he consented to do. I will here make the con-

fession that I was as anxious to see and have it verified, if possible, the actual strength of a horse's memory, there being a lapse of about eleven years since I had laid my eyes on the mare. The doctor came, arriving in Worcester at 5 o'clock P. M., but I would not go near the mare then; would only see her in the presence of my audience, and then and there before them all, make the test, as the following clipping from the Worcester *Telegram* will attest:



As Topsy appeared in the ring on this memorable night.

The Worcester Telegram, Sunday, November 20, 1887.

**A HORSE'S MEMORY.—TRICKS PERFORMED WHICH WERE LEARNED
ELEVEN YEARS AGO.**

Professor O. R. Gleason gave his final exhibition in horse training at the Rink last night. Several bad animals were brought in to have their various faults corrected. The professor put them through a similar course of treatment as that of other evenings, and they became docile. He then gave an exhibition of driving his trained horse, "Ham," without bridle or reins, simply using the whip as a guide. The animal's obedience showed his trainer's skill, and called forth much applause from the spec-

tators. A buckskin mare, owned by Dr. W. E. Kelsey, of Princeton, was then brought in. This animal, the trainer said, was the first he had ever trained. She had been exhibited by him in Philadelphia and Baltimore. Eleven years ago he sold her in Jamaica, Vt. From there she had been sold to different owners, having been used for over a year on the horse cars in this city, and finally coming into the possession of her present owner. When she first came onto the track Prof. Gleason called her to come to him, but she responded by running in the opposite direction. He then put a rope on her, and she seemed suddenly to remember her old master and trainer. The rope was removed and she went through all sorts of tricks, laughing, dancing, pawing and many others. She was then hitched up without a bridle and driven as the black horse had been. Professor Gleason made her stop, paw, snort and rear, as if balking, and then, at the motion of his whip, start on again. Dr. Kelsey, the owner, was present and said that he had never known that the mare could perform any of these tricks.

From Worcester, Mass., I went to Washington, D. C., filling my second engagement of two weeks duration, during which time I handled the celebrated man-eating stallion, known as the "Nelson Horse," from Virginia, weighing 2,200 pounds, then the most vicious brute that was ever handled in that city, fighting me desperately for about one and one-half hours. On this occasion over 2,000 people were turned away, not being standing room.

The following press notices will give the reader some idea of the flattering compliments I received at the hands of my many admirers on this my second visit:

The Washington Post, Washington, December 8.

A VICIOUS HORSE SUBDUED.—The E Street Rink was packed last evening to see Professor Gleason handle the mammoth biting stallion "Galipoli," from Pennsylvania, weighing over a ton and standing eighteen hands high. The Professor in a very short time had him under control, and put his arm in his mouth, giving him all the chance possible to bite him, but the stallion thought that discretion was the better part of valor, and behaved like a pet dog.

The National Republican, Thursday, December 8.

PROF. GLEASON TAMES "GALIPOLI."

E Street Rink was packed to its utmost capacity last evening, to witness the daring feats of Prof. Gleason with vicious horses, and to see him handle

the mammoth biting stallion Galipoli, who weighs over a ton and stands eighteen hands high, and is one of the largest horses in this country. The professor in a very short time had him under control. The audience was made up largely of ladies and members of Congress and the elite of the city.

The National Republican, Friday, December 16.

PROF. GLEASON'S APPEARANCE.

Prof. O. R. Gleason, the king of horse tamers, who has been giving exhibitions for the past two weeks at the E Street Rink, gives his farewell engagement to-night. The man-eater from Virginia was put under perfect control, and for the first time was harnessed to a wagon. Among the noted people present last night, were Senator Edmunds and family, who commended the professor highly for his marvelous methods of handling the dumb brutes.

And here I refer the reader to the following, which tells its own story :

50TH CONGRESS, 1ST SESSION. H. R. 4383.

IN THE HOUSE OF REPRESENTATIVES, January 10, 1888.

Read twice, referred to the Committee on Military Affairs, and ordered to be printed.

Mr. Wise introduced the following bill :

A BILL To request Professor O. R. Gleason to write a book embracing his entire system of "Training and Educating Horses, the Science of Horseshoeing," and so forth. That Congress purchase and publish said book for the Government use and improvement of the military service, United States Army.

From Washington, D. C., I went direct to Pittsburg, Pa., where awaited my coming a large number of the most vicious horses in the county, it being the occasion of my third visit to that city. The following clippings from the press will give the reader a clear idea of the high esteem in which my friends in Pittsburg held me:

The Pittsburg Times, Monday, January 2, 1888.

PROF. GLEASON'S EXHIBITION.—Prof. O. R. Gleason's horse-training exhibition will be continued for six nights longer on account of the immense success the past week.

The Dispatch, Pittsburgh, Tuesday, December 27, 1887.

HOLDING UP HORSES.—AND ROBBING THEM OF THEIR PERSISTENTLY FEROCIOUS PROPENSITIES.

Pure and original horse sense was exhibited last night on the occasion of Prof. O. R. Gleason's exhibition of the subduing of several very vicious and runaway horses.

The Pittsburg Times, Tuesday, December 27, 1887.

PROF. GLEASON CATCHES A CROWD.—A very large and enthusiastic audience packed the Grand Central Rink last night to witness Prof. O. R. Gleason, the king of horse-tamers, in his marvelous methods of handling vicious horses.

The Chronicle Telegraph, December 27, 1887.

Prof. O. R. Gleason subdues the fiery untamed steed at the Grand Central Rink in a most fearless manner.

The Pittsburgh Times, Wednesday, December 28, 1887.

PROF. GLEASON'S WORK.—Last night the placard "Standing Room Only" was placed in front of the door at the Grand Central Rink, where Prof. O. R. Gleason is giving exhibitions nightly.

The Post, Wednesday, December 28, 1887.

THE HORSE SHOW CROWDED.—There was standing room only at Prof. Gleason's horse show in the Grand Central Rink last night.

The Dispatch.

Prof. Gleason's wonderful control over equine viciousness was exemplified at the Central Rink last night before an admiring crowd. The professor is certainly a wonder in his way.

The Chronicle Telegraph, December 28, 1887.

To-night Prof. Gleason will handle a number of fractious horses. Last night it was standing room only at the Rink. The exhibition brought forth applause.

And during my engagement here, I heard of a very vicious stallion, known throughout the whole country as "Hollingsworth's Dyna-

mite." Herewith I append a copy of Mr. Hollingsworth's letter which reads as follows :

(Copy.)

HAGERSTOWN, MD., January 5th, 1888.

PROF. O. R. GLEASON.

Dear Sir—Your letter just received in answer to the one I wrote you about my dynamite horse, for he comes to the front in being one of the most sly and biting of anything in this country. I am sorry you are so far off to get this horse to you, but nevertheless, I shall secure plenty of help and ropes, and by getting in the hay mow will carry out your idea stated in your letter how to handle him to get him to the depot. And right at this point let me say, for God's sake be on the watch, for I have not fully recovered from my wounds. Professor, if you can handle this horse, to make him quiet, you are something more than a man of ordinary ability. I can say nothing, await for general results, and may God grant you may handle and break him as you stated, without getting wounded or killed. I have tried to tell you how bad he is, but I cannot, for he is the devil with man's life.

Very truly,

G. R. HOLLINGSWORTH.

And on handling the above named vicious horse, he drew 3,600 people to see my exhibition. The following notices will convey to the mind of the reader very clearly and with interest the methods I used in rendering him as gentle as Mary's historical little lamb :

Commercial Gazette, Tuesday, January 10, 1888.

A GREAT STRUGGLE.—PROF. GLEASON CONQUERS THE SAVAGE STALLION—THE EXCITING CONTEST WITNESSED BY AN IMMENSE CROWD.

HOW THE ACT WAS ACCOMPLISHED.

The Grand Central Rink was packed last night with an excited mass of humanity. The big stage was jammed full, hundreds having come from adjoining towns, and in the rear of the hall people stood on chairs, boxes and barrels, or adopted almost any reasonable device to get an unobstructed view, the cause being a general desire to see how Prof. Gleason would go through the ordeal of handling and subduing a stallion which had killed three men. The first part of the performance moved along in much the usual strain, and it was not until after the intermission that the stallion was brought in. His entrance created a decided sensation and he seemed conscious of the fact and bore himself accordingly. He was muzzled and held on either side by a long rope in the hands of an attendant. The animal is valued at \$2,000 and is certainly a beauty to look at. He is a

sorrel with as handsome a mane and tail as is often seen, and is speedy, having a record of 2:30. The performance was a success.

The Post.

A FOUR-FOOTED CANNIBAL—GLEASON'S ATTEMPT TO SUBJUGATE THE ANIMAL
LAST NIGHT SUCCESSFUL AFTER SOME DIFFICULTY—CENTRAL RINK
PACKED TO SUFFOCATION.

The announcement that Professor Oscar R. Gleason would handle the famous Hollingsworth man-eating stallion at his horse show last night drew out a crowd several thousand larger than the hall would hold.

Mr. G. R. Hollingsworth, owner of the stallion, expressed himself more than satisfied with the result of the first lesson. The horse had certainly learned that he had a master.



From Pittsburg, Pa., I went to Wheeling, West Va., arriving Jan. 14th, 1888. The following clippings will tell the readers of my success while exhibiting in this city:

Wheeling News-Letter, January 15, 1888.

WILD HORSES SUBDUED BY PROF. GLEASON BEFORE AN IMMENSE AUDIENCE.

Two intractable mustangs handled and conquered after protracted struggles. Hoffman's wild horses taught a lesson.

That Professor Gleason's show is going to prove one of the best paying attractions of the season, it is only necessary to state that by 8 o'clock last night every seat in the Capitol Rink was taken.

From here I left for Detroit, Mich., where I opened a series of exhibitions at Princess Rink, giving nightly exhibitions for twenty-four consecutive nights, to the full capacity of the rink. For my success I modestly refer the reader to the following notices :

The Free Press, Tuesday Morning, January 24.

A HORSE MESMERIZER.

Prof. Gleason witches the rink with noble horsemanship. A wonderful exhibition of the power of mind over force.

Altogether about 1,000 persons were present, including leading horsemen and horseowners of the city. Secretary Steiner, of the American Trotting Association, was a delighted spectator. A number of members of the Humane Society also looked on, and altogether it was an assemblage that any entertainer would have been proud to face.

Detroit Tribune, Tuesday, January 24, 1888.

TAMING VICIOUS BRUTES—A NOVEL SHOW AT THE PRINCESS RINK—SEVERAL EQUINES TAUGHT HOW TO BEHAVE—PROF. GLEASON'S SCHOOL.

“What a magnificent specimen of manhood!” was heard on all sides last evening when, shortly after 8 o'clock, Professor Gleason strolled leisurely upon the sawdust at the Princess Rink, drawing a long buggy whip carelessly through his left hand. He is very tall and has not an ounce of superfluous flesh on his entire frame. Handing his broad-brim white felt hat to one of his three assistants he exposed a countenance that is both handsome and intellectual. His forehead is high and broad, and a long light-colored mustache almost conceals a mouth that is remarkable for lines of firmness. He looks every inch the man born to command. He was attired in the high top boots, light knee breeches and loose blouse waist customary with horsemen.

At the close of the entertainment last evening Prof. Gleason was kept busy supplying purchasers with his safety bits and other original devices

for successful horse training. He also sells a book which embodies his original ideas upon the subject.

Evening Journal, Detroit, Tuesday, January 24, 1888.

FRACTIOUS NAGS—PROF. GLEASON GIVES A WONDERFUL ENTERTAINMENT AT THE PRINCESS RINK.

The seats in the Princess Rink last night were lined with a thousand spectators, including women scattered here and there.

Mr. Gleason showed how to stop runaway horses, how to get into a wagon without allowing the horse to start until he gets the word; and how to make them stop with the word of command. He uses no whip except to crack it over them.

The spectators went away entirely gratified with the wonderful exhibition, which continues all the week. One of the horses tamed last night belongs to Joseph A. Marsh, of the park commission.

The Free Press, Detroit, Friday Morning, February 3.

THE MONARCH OF HORSES—PROF. GLEASON TURNING PEOPLE AWAY AT THE PRINCESS RINK.

There is no doubt that if Prof. Gleason continued his instructive and deeply interesting exhibitions for a month to come, the Princess Rink would be filled nightly with delighted and astonished spectators. Added to the novelty of the entertainments is the fact that they serve as one of the best possible schools, not alone for the training and taming of ungovernable horses, but also for the education of people who, through necessity or inclination, have the handling of the noblest of animals. Last evening's entertainment was simply a repetition of former successes, and additional proof that Prof. Gleason is the monarch of horse educators.

The Sunday News, Detroit, February 12, 1888.

PROF. GLEASON AS A HORSE TAMER.—Professor Gleason has caught on, and it looks as though he was going to make his exhibitions a permanent thing at Detroit.

At the close of my exhibitions here in this city, I was made the recipient of a beautiful diamond stud, valued at \$200, from the horsemen of the city, and refer the readers to the following notices which will tell the whole story:

The Free Press, Sunday, February 5, 1888.

A GIFT TO GLEASON.—The Horse Trainer Given a Diamond Stud by His Admirers.

In spite of the frightful weather of last evening, Prof. O. R. Gleason's wonderful exhibition of horse taming drew almost as large a crowd as on any night of the two weeks since he came to the city, and his tests must have convinced, even those who saw him for the first time, that in the peculiar and important field which he occupies he has no equal.

Detroit Tribune, February 5, 1888.

THEY LIKE GLEASON.—CITIZENS OF DETROIT GIVE HIM A DIAMOND STUD.

In spite of the heavy snow storm a very large audience gathered at the Princess Rink last evening to witness what was supposed to be the closing exhibition of Prof. Gleason, the celebrated horse tamer. The professor announced, however, that in view of his remarkable success he had canceled his dates in Toledo and would remain here until the middle of this week. He has already received all the entries that he can use for the remaining exhibitions, breaking the vicious and unmanageable horses two at a time. Among the eight selected for Monday night are a balker afraid of everything, a halter-puller and balker, a shyer afraid of a band of music, a horse afraid of a buffalo robe, and two bad kickers.

After the first part of the entertainment last evening lawyer James H. Pound walked into the ring and announced that he had been delegated by a committee of citizens to present Prof. Gleason with an elegant diamond stud as a mark of their admiration for him as a horse trainer and their esteem on account of the good which he has done in this city by way of showing how dumb animals should be humanely used and cared for. Mr. Pound also alluded to the bill now before Congress to create the office of Instructor General in the cavalry service for Prof. Gleason and said he hoped it would become a law. He closed by presenting the stud, which cost \$300 and was purchased from Wright, Kay & Co.

Prof. Gleason made a suitable response. He said he valued this gift the more highly because on the occasion of his previous visit to Detroit in 1881, he did a very poor business and attracted little attention. He could account for this only on the ground that he had made great strides in his profession since then, and had become a much more expert and celebrated horse trainer.

DETROIT, February 16, 1888.

We, the undersigned, having been constant visitors to Prof. Gleason's exhibitions of training and subduing vicious horses, consider he has no

equal, he having never failed to subdue the most vicious horses brought to him. He has been the most successful trainer that has ever visited our city.

John Vhay, Agt. Humane Society,	H. B. Larrazzi,
Wm. Hanna,	E. E. Bidleman,
J. L. McCarthy,	F. A. Drexel,
Fred. Watson,	A. Hollenback, South Lynn, Mass.
Homer McGraw,	James Holihan & Son,
B. R. Hoyt, M. D.,	John Varson, Detroit.
Conrad Clippert,	W. H. Winters, 77 Pine st.
Chas. E. Goux,	Geo. N. Farrell,
O. W. DeLano,	J. M. Jones, 497 6th st.
H. B. Scott,	I. E. Mayhim,
Chas. Roep,	A. T. Danielson,
J. F. Duning,	Fredk. H. Killick, reporter " <i>Toronto</i>
C. Ed. Richmond,	<i>News,</i> "
George N. Sponenburgh,	A. E. Chantler,
H. B. Anthony,	Wm. A. Wilson,
M. J. Dunn,	W. D. Midgby,
Jos. R. Brown,	T. S. Mead,
M. C. Murphy,	C. F. Koch,
Geo. W. Prue,	Wm. Weaver,
Ed. Reynolds,	James Ryan,
Ed. Tueton,	Mr. P. Brady,
Geo. Fitzsimmons,	Martin Brennan,
C. L. Hamilton,	John A. Lewis,
John J. Schulte,	T. L. Coonley,
George Holmes,	Jno. E. Gallagher,
P. D. Gleeson,	N. Gallagher,
John Mahoney,	Jos. C. Gallagher,
Theo. Boston,	J. Murphy,
Major. T. Mahoney,	Geo. M. Grisner,
C. D. Henderson,	Chas. Schmitt,
Peter Brown,	Chris. J. Berg,
A. H. Rickets,	Warren Smith,
C. D. Coon,	E. J. Vanstons,
Kirby & Lawlor,	James M. Brown.

From here I went to Saginaw, Mich., where I exhibited for one week, doing a great business. The following letter from Michigan's oldest horse trainer will, perhaps, interest my reader :

PROF. O. R. GLEASON :

Dear Sir:—Allow me to congratulate you upon the splendid entertainments you have given us during the past two weeks. Your agent called into my place of business, advertising your exhibition, and I entered into a controversy with him in relation to your method of handling wild and vicious horses, and to say that I was full and running over with prejudice toward you would be putting it very mild. I offered to wager any sum of money that your system would do for an entertainment, but that it must prove a failure for every day work. I attended your exhibition at the Park Rink the first night, with the same feelings. That evening, you will remember, you were disappointed by parties who promised to bring vicious horses, and you appeared at a great disadvantage. I then saw a small hole through my argument. When I again attended the exhibition you were called upon to handle some bad kickers and vicious horses, and I then realized your power and the practicability of your methods. Right here I wish to acknowledge myself wrong, and wish to say farther that I have seen horse-trainers perform for the past twenty years and have taken a lively interest in all methods advanced, but am compelled to say that, in my opinion, they all pale into nothingness when compared to the only Gleason.

I remain, sir, your friend and admirer.

H. C. SHEPARD,

Driver of trotting horses for the past twenty years.

Saginaw, Mich., March 2, 1888.

From here I went to Chicago, opening in "Battery D" Friday, April 9th, 1888. I remained here giving exhibitions for four weeks, giving nightly entertainments to the full capacity of this mammoth building. I herewith append some press notices which will tell you of the success attending my second visit to Chicago :

The Morning News, Wednesday, March 14, 1888.

GLEASON TAMES A TARTAR—HE WINS HIS BET, WITH 17 MINUTES TO SPARE,
AND GIVES IT TO THE NEWSBOYS.

Professor O. R. Gleason entertained upwards of one thousand spectators last evening in Battery D with his methods of taming wild and vicious horses. The entertainment was decidedly the best of his series thus far, from the fact that all the horses handled were indeed vicious and needed just such handling as the professor gave them.

The feature of the evening, however, was in handling a large dark-brown mare by the professor on a wager of \$50. The animal had not been bri-

dled for three months, could kick a gnat's eye out at a distance of 100 yards, and was otherwise known as a bad and vicious animal. The wager was that the professor could not bridle, harness and drive the animal in less than twenty-five minutes. He commenced his task at 10.07 sharp, and at 10.15½ the handsome animal was hitched to a buggy and was spinning around the ring in a style becoming to an old-time circus horse. In the space of 8½ minutes Professor Gleason had bridled the animal, tied tin cans to her tail, poked her in the flanks with a stick, initiated her into all the tricks in modern horse taming, and won \$50, while the audience yelled itself hoarse. At the conclusion of this feat the professor said :

“ You have seen me effectually break this animal of hardness to bridle, bad kicking, shying and other vicious habits, in less time than the same feat has ever before been done, even by myself. I now present the \$50 I have fairly won to the Newsboys' Home, as I do not make my living by gambling, having only accepted this wager to show the gentleman that I understand my business better than he does.”

The Tribune, Thursday, March 15, 1888.

FUN AT THE HORSE SHOW—A MUSTANG MAKES IT LIVELY.

There was the usual large attendance last night at Battery D to see Prof. O. R. Gleason, the “ horse educator,” subdue and handle unruly horses. He did his work well, as usual, and received much applause. There is no doubt that the professor is an accomplished horseman.

The Chicago Herald, Tuesday, March 15, 1888.

HE TAMES THEM ALL—PROF. GLEASON'S EXPERIENCE WITH LEROY PAINE'S HORSE—OTHER FEATS.

Leroy Paine took a handsome bay horse, that is a bad halter puller and shy, down to Professor Gleason, at Battery D, last night. It required only a five minutes' application of the professor's “ fore and aft ” halter contrivance to satisfy the horse that halter pulling was neither graceful nor proper. The horse was then hitched up with a dashing little black and driven around the “ salvation band ” and, through a hissing shower of steam. They kicked and reared when they first saw the steam, but the second time they started for it they went right through, and the third time they stood under it as if they liked to feel its warming influence on their glistening sides and backs. They also remained perfectly still while flags were waved before their eyes, paper tossed in showers around their heads and guns fired behind their ears. The little black had a bob tail, which the professor did not admire. He said a horse's tail was intended to be a protection to his body, and he thought that a man who would cut it off

ought to be sent to the penitentiary for seven years. His speech was warmly applauded.

The Inter-Ocean, Chicago, Wednesday, March 14, 1887.

EDUCATING HORSES.—The interesting exhibitions given at Battery D nightly by Professor Gleason.

Professor Gleason, the horse-educator, as he very properly styles himself, is having capital patronage of his highly interesting exhibitions at Battery D. So thoroughly artistic and free from cruelty is his handling of horses, even the most fractious and vicious, the entertainment is not less fit for the enjoyment of ladies than for that of men, and the balconies have their nightly quota of the fair sex applauding the skill of the professor, or laughing at the antics of animals that stubbornly resist control.

On March 22d, 1888, *The Chicago Horseman* gave the following notice of my success, and the methods used in my profession of handling the vicious horse:

PROF. O. R. GLEASON.—His lecture last week before the Chicago Veterinary College, of which Prof. Baker is president, was listened to with great attention, and at its close a vote of thanks was passed and three rousing cheers was given in his honor.

On the subject of practical horseshoeing the professor is very enthusiastic, rightly claiming that more horses are injured from ignorant and incompetent shoers than from any other cause, and believes that every shoer, besides serving an apprenticeship, should pass an examination as in other professions, before he is allowed to practice; rightly claiming that with the passage of such a law the frequency with which lame horses are seen on our streets would soon disappear. The methods employed by Prof. Gleason in subduing the vicious animals and converting them into docile and valuable servants, are humane, consistent with safety to the life and limb to the person handling the animal.

We notice by the daily papers that a bill was introduced in the Senate by Senator Hampton for the purchasing and publishing of a book on the great art of training and educating the horse, said book to be published by Prof. O. R. Gleason; also the employment of the said Prof. Gleason by the government to teach and lecture on his system of training and educating, the science of horseshoeing and how to purchase horses for the government service. This bill was referred to the Military Committee, and we understand has the hearty support not only of its members, but of the majority of the Senate and House, the greater number of which bodies have had the pleasure of attending Prof. Gleason's exhibitions and

witnessing his successful attempts in subjugating the most vicious and heretofore untamable animals brought before him. That such an office is needed, there is no question, and we know of no man in the country so well qualified, by reason of his great experience and success, as Prof. O. R. Gleason.

To give our readers some idea of the vast amount of work he has done the past year, we will state that during the past twelve months he has broken, hitched and driven over 1,700 horses.

The inventions and methods, the results of long years of experience and careful study, and found to be the most practical, are shown to thousands of people nightly, and the professor is always willing to show and explain everything connected with his art that is not thoroughly understood, claiming that a man that would withhold information that will relieve a suffering animal is as brutish as he is mercenary.

The entertainments he has furnished for the last two weeks at Battery D, in this city, have been very largely attended, and we noticed many of our best citizens in the reserved balconies, and as some particularly vicious animal was brought into the arena, and after passing through the master's hands, trotted around the ring like a well-behaved family animal, rounds of applause greeted the lecturer.


In private life Prof. Gleason is of a genial and unassuming nature, charitable to a fault, having given away during his tour large sums of money, and often devoting his entire evening's receipts to the Society for the Prevention of Cruelty to Animals, the Newsboys' Home, and other deserving public charities; easily approached, with a kind word to all he comes in contact with.

From Chicago, Ill., I went through the State of Wisconsin, and made my next stand at Milwaukee, where I did a very nice business, making very many friends amongst the horsemen and all lovers of the noble animal, and prolonged my stay here for two weeks, doing a successful business.

From Milwaukee, Wis., I made my second visit to St. Louis, Mo., when I exhibited in the great Exposition Building, whose seating capacity is 6,300, and packing the building to its utmost capacity every night for one week.

During my engagement here I met with some more cranks in my audience, which stripe of mankind can always be found where large audiences assemble, who had the gall to assert that my great success in overcoming my horses lay in the secret of my choosing enclosures, such as Music Hall or the Exposition Building, in which to perform the work, and that I would meet with more trouble if I should at-

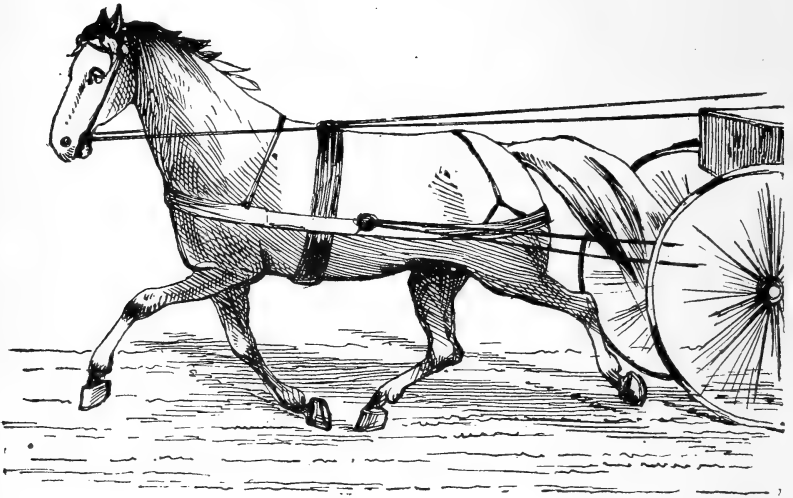
tempt to do the work in the open air, etc. I thereupon made the announcement from the stage, that I would give an exhibition in the amphitheatre adjoining the Zoological Gardens, whose seating capacity is 50,000 people, as all of my readers who are conversant with it will readily attest. On the following Sunday afternoon, and with no other advertisement save the announcement made from the stage, my treasurer sold 7,400 tickets, and here I handled ten very vicious horses with complete success, having better facilities for so doing on account of having better foothold, etc.; and right here let me make this statement, that all things being favorable, it would always be my choice to give my exhibitions in the open air, as I consider in such cases the lessons I impart to the horse are much more effectual.



Exterior of the beautiful Music Hall, St. Louis, Mo., where I exhibited for one week.

From here I made a trip up the Mississippi River, taking in all the towns of any note on either bank, and leaving the river at Quincy, Illinois. From the last named place I went to St. Paul, Minn., arriving there and opened my exhibition in the "St. Paul Roller Rink," May 7th, 1888, and met with a grand surprise in seeing the rink packed to standing room only, and continued my exhibitions, showing every night, Sundays excepted, for four weeks, with very flattering results. On closing my engagement here I went to Minneapolis, where I gave exhibitions for four weeks, and meeting the same satisfactory encouragement as I had received in St. Paul. After closing my engagement at Minneapolis, I "folded my tent,"

like the Arabs, and went quietly away and took my departure for the East, arriving in Philadelphia, taking in the great "Penna. State Fair," where I exhibited for one week under the management of the "Agricultural Association." I then filled engagements at "Agricultural Fairs" throughout the States of Pennsylvania and Massachusetts. After doing these fairs, I concluded from the many protestations of my friends who were interceding so strong for me to again



The above engraving is a correct picture of Bob Knox, a celebrated vicious pacer, which I purchased while exhibiting in this city for \$150, and have since refused \$2,000 for him.

visit Philadelphia that perhaps I might do a fair business, and finally consented to do so and met with the greatest cordiality and support, and which is second to no place where I have ever exhibited, with perhaps the exception of New York City. In Philadelphia I will here state that I was surprised to see the number of vicious horses that were brought in for me to handle. Positively so many that it was impossible to treat them during my evening entertainments, that

I was obliged to give them private lessons in the afternoon of each day. At the close of my three weeks' engagement, my friends hovered around me and were determined I should make my own selection of a situation on some favorable location in the city, where I could make my permanent headquarters, and they would arrange the rest. But not desiring that my friends should assume any responsibilities in my behalf, I waived the project for the time being, to take up and consider again in perhaps the near future. And here in "Industrial Hall," situated on North Broad street, where I had met and conquered so many wild and vicious horses, and made so many warm friends, on my closing night they gave a benefit filling the hall to standing room only, and many were turned away, not having accommodations for them.

Before closing my work on the horse, I will append a few testimonial letters, as will be seen by the reader on a glance at the following :

(Copy.)

RICHMOND, VA., December 10, 1883.

To whom it may concern :

It has been my privilege to attend some of Mr. Gleason's exhibitions of his system of horse-training. I have seen him managing horses of various temperaments, some highly nervous, some balky and some that would be called stubborn, and it affords me much pleasure to be able to say that I have been very favorably impressed with his skill, which indeed amounts to science, as well as with his perseverance and patience.

I have been greatly pleased also with his ideas of horseshoeing which I heard from him in my personal interviews with him. Convinced as I have been, from many years' observation and study of the matter, that horses are crippled more by bad shoeing than by almost any other cause, I believe that could our blacksmiths be induced to adopt his system, it would be a great mercy to these faithful servants of man, as well as a source of much profit and comfort to themselves.

I am persuaded that Mr. Gleason is worthy of the confidence and gratitude of every true lover of horses.

A. G. ARMSTRONG,

Rector of Monumental Church, and President of Virginia Society for Prevention of Cruelty to Animals.

DR. W. H. WRAY, UNITED STATES CHIEF VETERINARY INSPECTOR OF
MARYLAND.

BALTIMORE, August 6, 1888.

To whom it may concern :

This is to certify that I have attended several of the exhibitions given by Prof. O. R. Gleason. His method of controlling and subduing vicious horses is wonderful. To my knowledge he has been successful in subduing a number of animals that was given up as worthless by other so-called horse educators.

I have seen his work on horse training advertised, and if in print would secure a copy at once, as I believe it to be a work necessary to every horse owner, especially those liable to have a vicious animal. I cheerfully recommend the work to any one in need of such an article, as the professor's methods are second to none.

W. H. WRAY, D. V. S.

HOUSE OF REPRESENTATIVES, U. S.

WASHINGTON, D. C., March 5, 1888.

DR. J. O. FLOWER, 5th street and Pennsylvania avenue, Pittsburg, Pa.

Dear Sir :—I have your letter in relation to Professor Gleason. I have seen the professor exhibit his powers, and I shall do anything I can to promote the service he is so abundantly qualified to render.

Yours very truly, THOMAS M. BAYNE.

WASHINGTON, D. C., April 2, 1887.

PROF. O. R. GLEASON :

Sir :—With the compliments of the undersigned, after witnessing your wonderful power and control over the equine race, and desiring to recognize your exhibition in the capitol of this nation, I present to you this pen, used by Chester A. Arthur, President of the United States of America, in signing his name to the different acts passed by the Congress which closed his official career as the Executive of this great nation.

EUGENE P. CORVAIZIER,

Late Private Messenger of Chester A. Arthur, deceased President of the United States.

(Copy.)

HARTFORD, CONN., February 23, 1888.

TO THE HON. R. J. VANCE,

Representative in Congress.

Dear Sir.—Seeing that there is now a bill pending before Congress for the retention of an experienced horseman to instruct in horsemanship, to lecture on the science of doctoring and training the horse, also to attend to the buying, and superintend the shoeing of the horses belonging to the government, and that Prof. O. R. Gleason is an applicant for said position, I take the liberty of writing you in his behalf. I have had forty years experience in shoeing and handling horses and have brought it down to what I claim to be a science. I have shod and handled the best horses in the country. I have been associated with and know all the horsemen of any note, and I have no hesitancy in pronouncing Prof. O. R. Gleason the king of horsemen, and for a man to fill such a position as he has applied for there is not his equal in the country.

Very respectfully, your obedient servant,

PROF. CHAS. HENIE.

Now, in closing, I desire to impress upon the minds of my readers that all of the attachments I have in use to subdue and handle the wild and vicious horse, are the out-cropping of my fertile brain, and the utilizing the fruits of my own study and fifteen years of incessant practice, and to make it short, are my own original ideas exemplified. So if in my being the exponent of these merciful methods of handling the noble but vicious animal, I am construed in the light of his benefactor, as well as a friend to mankind, I am satisfied.


Very respectfully I am, as I have been for the past fifteen years,

The public's most obedient servant,

OSCAR R. GLEASON.

P. S.—I will here remark at this date, December 31st, 1888, I have signed a contract to sail from San Francisco, Cal., March 30th, 1889, for Sydney, Australia, opening there May 4th, and shall exhibit in New Zealand, India and other foreign countries, including Europe; and if I live to return, will retire from my professional work and give some other aspirant the chance to climb the ladder as I have done, from the bottom rung to the very topmost. O. R. G.

The Breaking and Taming of Wild and Vicious Horses.



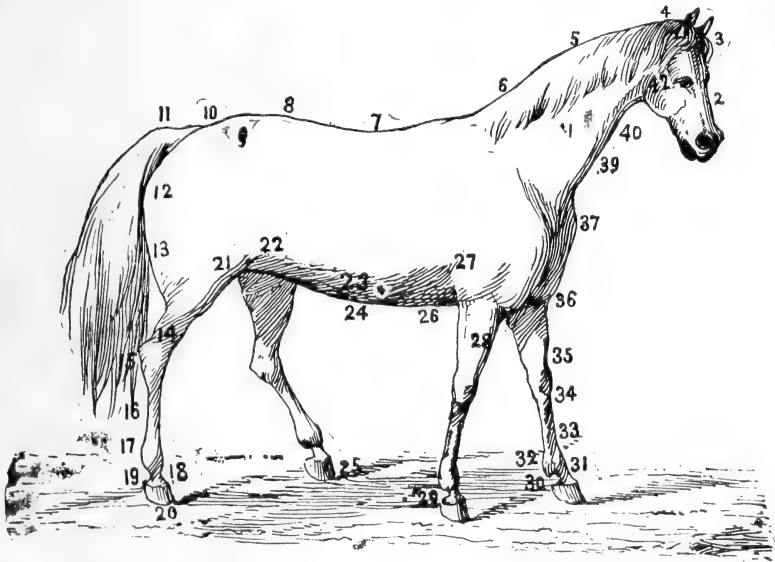
Nature of the Horse.

The horse has no reasoning faculties beyond the limits of his experience. Hence we can reason with him by acts alone. Literally, with the horse, acts speak louder than words; and hence the absolute importance of commencing every move with the horse right, for by our acts he learns. Secondly, early impressions are strong both in the human family and with the horse, and seldom, if ever, are entirely erased from memory's tablet.

Who is there in the human family that does not well remember the first impressions of his boyhood days; and as we journey on through life, what a controlling influence they exert over us; just so with the horse. Hence the great importance of having his first impressions of man, of such a nature as to convince him not only of man's superiority, but to satisfy him that man is his best friend. Obtained by a systematic course of handling, not only supreme power over him, but teach him also to repose trust and confidence in you and then never betray it. No animal has memory equal to that of the horse, and none will reciprocate a kindness or resent an injury sooner. I hold that man being on account of his intellectual resources superior to all other animals, is and has a right to be at


the head of all animal creation, for he can adopt means to overcome the strength of the horse or even use it against himself.

Always remember this: before any attempt is made to handle a horse, it is an imperative necessity that we must first consider his disposition, nature and understanding.



Names and Situations of the External Parts of a Horse.

- | | | |
|----------------|--------------------|----------------------|
| 1. Muscles. | 15. Hock. | 29. Heel. |
| 2. Face. | 16. Cannon. | 30. Small Pastern. |
| 3. Forehead. | 17. Fetlock. | 31. Large Pastern. |
| 4. Poll. | 18. Large Pastern. | 32. Fetlock. |
| 5. Crest. | 19. Small Pastern. | 33. Cannon or Shank. |
| 6. Withers; | 20. Hoof. | 34. Knee. |
| 7. Back. | 21. Sheath. | 35. Forearm. |
| 8. Loins. | 22. Flank. | 36. Breast. |
| 9. Hip. | 23. Belly. | 37. Point. |
| 10. Croup. | 24. Stifle. | 38. Shoulder. |
| 11. Dock. | 25. Coronet. | 39. Windpipe. |
| 12. Quarters. | 26. Girth. | 40. Gullet. |
| 13. Thigh. | 27. Elbow. | 41. Neck. |
| 14. Hamstring. | 28. Arm. | 42. Jowl. |



Intelligent Driving Horses.

Question. How would you tell the dispositions of different horses?


Answer. Horses vary in disposition the same as people. Some have nervous, excitable dispositions, while others are treacherous and sullen. If the horse has long ears, long hair on the inside, narrow between the ears, narrow between the eyes, with a small, round eye, sunken in the back of the head, and a small, thick nostril, you have a horse of no intelligence and of a very sluggish disposition. If you have a horse with small ears, furry inside, broad between the ears, broad between the eyes, with a large, full, hazel eye, and a large, thin nostril, he is a quick, nervous, intelligent animal, ready to obey any command that you give him; but you must not whip or spur him. Now, if you ever find a horse that drops in on the top of his head and full between his eyes and a kind of a Roman neck on him, and the face between the eyes dished out, these are generally horses that have some vicious or bad vice, and have a treacherous and vicious disposition.

Question. What colored horses are of the best disposition?

Answer. During my professional career of over fifteen years, and having handled in the neighborhood over 15,000 horses, I have

found the easiest subjects were horses of the following colors: Black, dark bay, dark brown and chestnut. Horses of iron gray, light chestnut or sorrel and light bay generally are horses of a mean disposition or a very stubborn will.

Thoroughbred horses require more hard work and longer lessons to get them under perfect control than a cold-blooded horse, but when once thoroughly taught what you want him to do he will never forget your teachings.




Question. How do you handle a whip to make a colt come forward.

Answer. Take hold of his halter with one hand (left hand), take a bow whip in your right hand, let the cracker of the whip touch him on the tail, carrying the whip directly over his back, as seen in the above engraving; touch him lightly with the whip and say "come here."

Question. How would you break and train a colt, and at what age would you give the colt his first lesson ?

Answer. The first lesson to give a colt should be to turn him into a box stall or enclosure of some kind about twenty feet square, taking in your right hand a whip and approaching the colt. If he runs away from you give him a crack of the whip around the hind limbs and follow this up until he will turn his head towards you,

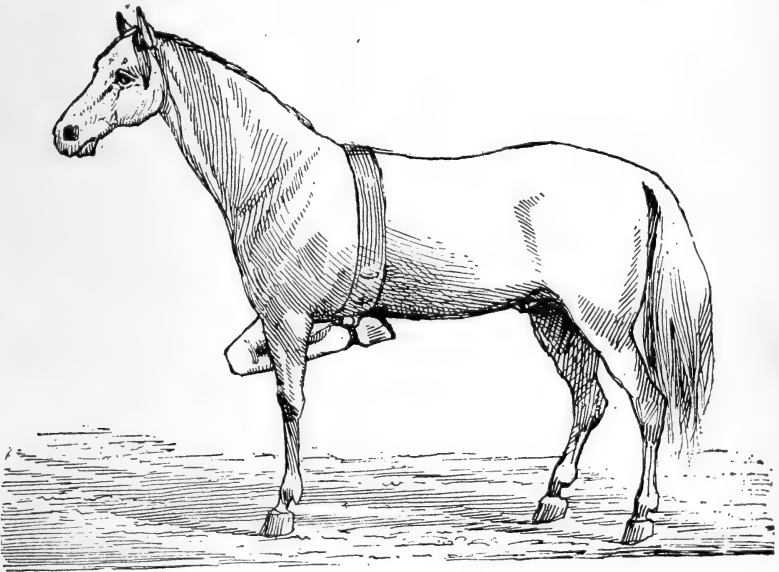


then throw the whip back under your left arm, holding out your right hand, using the words "come here." If, as you approach the colt, he turns to run away from you, give him the whip. When he comes to you offer him an apple. In thirty or forty minutes' time you will teach him that it is wrong to turn his heels towards you ; but when he finds he is being rewarded he will soon learn that the right way is to keep his head to you.

When working with a colt always have plenty of patience ; go slow and easy, be gentle with him and learn him as you would a child his A, B, C's.

Question. How do you handle a colt's feet and teach him to stand to be shod?

Answer. In handling a colt for the blacksmith shop, place a surcingle around his body, then take a strap about ten inches long and strap his front foot up to the surcingle. How many times in picking up the foot you have seen a great many persons, especially a blacksmith, pound a colt's foot to make him take it up. Now, instead of doing that, place your left hand upon the horse's shoulder, with the right hand take hold of the horse's ankle. When you wish the foot to come up press against the horse's shoulder with your left



hand, this throws him off his balance and you can very easily take the foot from the ground. As your strength is nothing compared with the horse's strength you must use such means as to overpower him and to place him in the position where he cannot get away from you in order for you to meet with success. Now, after you have strapped his front foot up to the surcingle, you then compel the

colt to make four or five steps on three legs. If he is inclined to be wild he will rear, pitch and plunge in the air, but it is impossible for him to get his foot away; but as soon as he finds out that he is fast he will give up; you can unbuckle the strap and loosen his foot and you then have his limb under perfect control. Now this is only one front limb; the other must be handled the same way.



Question. How would you break a colt to ride?

Answer. First put on a riding bridle and an ordinary surcingle. Let one man stand on the off side of the colt with his right hand on the bridle bit, and another man stand on the nigh side of the colt with his left hand holding the bridle bit. Then take a boy and let him mount the colt. The moment he is on the colt's back, the man on the off side, with his left hand, takes hold of the boy's leg, and the man on the nigh side also takes hold of the boy's leg with his right hand. Now, if the colt should plunge, there are two of you to hold him, and at the same time you are holding on to the boy, and it is im-


possible for the colt to throw him off. Lead him around for ten or fifteen minutes in this way. Then you can let go of the boy's legs, and one man can lead the colt. Be very careful to caution the rider not to touch his heels to the colt's side. Lead him around, say for ten or twenty minutes. Let the driver dismount and mount him again. Then put the colt away. In two or three hours bring him out again and get on him. If he should make any attempt to throw the rider the second time, let him take the left-hand line in four inches shorter than the other. That pulls the colt's head around to his side and sets him on a whirl. After he has whirled around six or eight times he becomes a little dizzy. You can then straighten up on the lines and say, "Get up," and he will move off nicely. Work as easy with him as you possibly can. I would advise that all colts, before being rode, should be thrown. Then you will have no difficulty whatever.

Handling and Driving a Colt.

Teach him not to be afraid of all kinds of objects. In the handling of a colt for driving purposes, first take an ordinary open bridle and straight bar bit and a surcingle, or a pad of harness, and run the lines through the thill straps of the harness; then step back behind the colt and take hold of the lines and commence to teach him to turn right and left by the bit. Never teach him more than one thing at a time. After you get him so he will turn quickly to the right and left by line, you then can teach him the word "whoa." Then after this has been accomplished teach him to back. Then, before ever putting a colt before a wagon, be sure you have him thoroughly bitted and have taught him all of the above commands. Now, before hitching the colt, you want to make him familiar with everything that will be liable to frighten him on the start, such as umbrellas, tin pans, paper, fire-crackers, buffalo robes, blankets, top-carriages, and in fact every object that frightens many of our horses and makes them run away. In order to control the colt, teach him that these objects are harmless, in the following manner:

Buckle an ordinary hame strap around each front limb below the fetlock joint; then take a rope twenty feet long, tie one end of this

rope into the ring of the nigh front limb; then place the rope over the ring in the surcingle underneath the horse's body; now through a ring on the off front limb, back through the ring in the surcingle; this gives you a double lever purchase on the front limbs; now step back behind the colt, take the lines in the right hand and the rope in the left hand, give the colt the command to move forward; when you wish him to stop use the word "whoa" and pull the rope at the




Showing the Working of Gleason's Double Safety Rope.

same time, which will bring the colt to his knees. Now, after you have practiced with the working of this rope, you then have a boy take an umbrella and come up in front of him over his head, rattle tin pans, sleigh bells, buffalo robes, and, in fact, introduce him to everything that is liable to frighten him. If he makes any attempt to get away bring him to his knees and hold him there, and teach him that he is not going to be hurt. These lessons must not be over one hour, giving two of them per day, and in five days your colt is ready to drive.

All colts should be broke thoroughly to harness when one year of age, but never put to hard work until they are five years of age. When breaking use as light a vehicle as possible. Always educate your colt to drive single first, and any one can drive him double.

Too much importance cannot be attached to the manner of educating a horse's heels, as it is in that point his greatest means of defence and resistance lies, and most men make the mistake of breaking one end of the horse, while they allow his hind parts to go uneducated. The instructions I am about to give will, if properly followed, insure success.



To Educate a Colt not to be Afraid of His Heels.

While you have the colt down, as illustrated in the above cut, make him thoroughly acquainted with bells, drums, tin pans and cracking of the whip, being careful all the while not to inflict pain. Roll an empty barrel over him, all the time creating as much noise as possible; you will find he will soon give up to it, lying perfectly

still like a philosopher until the confusion is stopped and you command him to get up. When he gets up caress him by patting him on the neck, giving him an apple, &c. Now, give the colt this same lesson every day for three or four days and you will soon see the practical utility of this teaching when you come to drive him, as you will have a young horse that will not be afraid of bands of music or any sudden noises which he may come in contact with, and he will always remember the lesson.


The above instruction is equally applicable to a kicking horse, but in his education he will require more lessons before the habit will be entirely removed. Still, kindness and a little patience will soon accomplish all you desire.

Men in general exercise too little patience in the training of their colts, and they frequently expect to accomplish more in a short space of time than can possibly be performed. Yet the time really required, when measured by days, is so short as to be really surprising. Let us suppose that in training a colt one were to spend two hours a day for ten days, which is the longest time that could possibly be needed. Compute the time at ten hours to a day, and the whole amounts to but two days, at the end of which he would have a well educated animal. I doubt if a farmer or horse raiser could employ his time more profitably in any other way than in thoroughly educating his colts, as he thus enhances their value, for there is no sensible man who would not give fifty dollars more for a properly educated animal than for one improperly trained.

Question. How would you hitch a colt by the halter the first time?

Answer. Take a rope twenty feet long, making a slip-knot in one end, passing it around the body in front of the colt's hind legs, with the knot directly under the horse's belly, bringing the other end between his front legs, then up through the halter; then hitch him to the manger or post, throwing the halter strap over his back so as to be out of the way. Be sure and have a halter with a strong head stall. Then step in front of him and show him a parasol, beat a drum, doing anything and everything you can to frighten him, be-

ing careful not to inflict pain, and repeat this lesson to him every day for two or three days, and you will have him thoroughly broke. Use the same treatment for a halter puller.

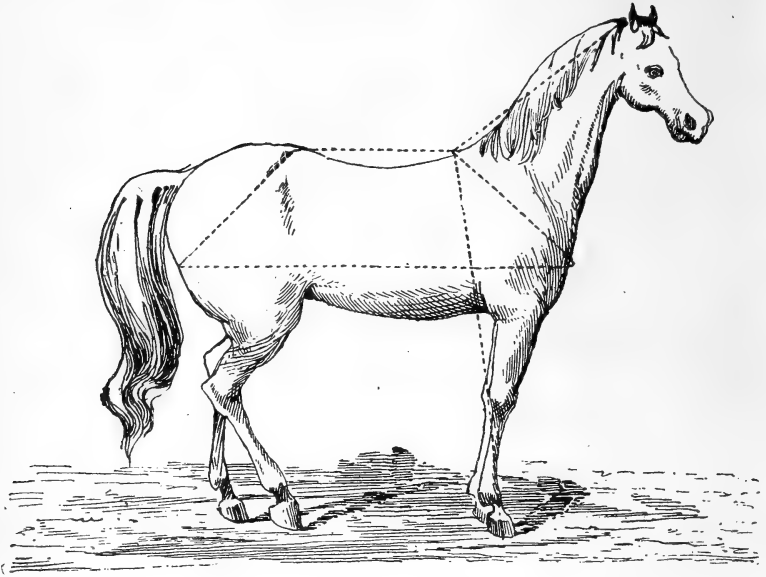


Question. Can you give me any rule to buy a family horse by?

Answer. Your horse should stand sixteen hands high, the ears very small, pointed and furry inside, very wide between the ears; a large bright hazel eye standing out prominently; the nostrils must be large and thin; neck long and well cut up under the jaw; heavy muscle on top. The withers must always be higher than the hips; back broad and long hips, and close jointed.

For durability always buy a close-jointed horse, and one with fine, short hair. The finer the hair the longer-lived the horse. For a good road horse, he should measure exactly as much from between his ears and his withers as from withers to the coupling of the hip; that is, the withers should be exactly midway between his ears and


the coupling of the hip. From the point of the withers to the shoulder should be just as long as from the coupling of the hip to the point of hip by tail. The horse should measure from the point



of his withers to the bottom of his front foot fifty-seven inches, and from the point of the shoulder to the point of the hip; length of horse, sixty-two inches. Parties buying by this rule will find it invariable.

The Way to Shoe a Vicious Horse.

Take a strap and buckle around the hind foot below the fetlock joint, and take a rope ten feet long and place it through the ring upon this strap; take a wooden pin four inches long and an inch in diameter, lay directly across the hair of the horse's tail—doubling the hair over the pin makes a loop—then tie a slip-knot in one end of the rope and pass it over the end of the tail and the pin; now reach down and take hold of the rope, stepping directly behind the colt, and say to him "take up your foot, sir," and pull the rope at the same time. After picking up his foot four or five times, by the




Handling a Colt's Hind Feet.

use of this rope, you can handle his hind feet with ease to be shod. Handle the other foot by the same process.



Gleason's Head Strap for Shoeing Vicious Horses.

When you have a horse that will not stand to be shod in a blacksmith shop, take a strap about four feet long, make a ring in one end of it, put the strap in his mouth, having the ring at the top of his head. Pass the other end of the strap through the ring and draw down tight and tie. Then use in combination my method of handling a horse's foot. Rope, wooden pin and strap as seen in engraving elsewhere in this book. By this means you have complete control of your horse. Always be gentle with your horse, but be firm and teach him that you must have your way.



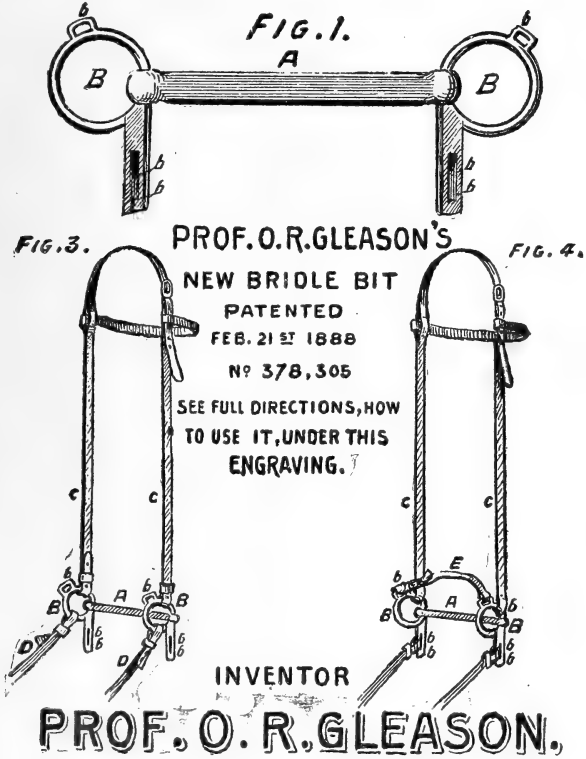
Perfect Heads of Draft Horses, Kind and Good Workers.

Question. How do you work your bit, and is it patented?

Answer. My bit is a straight bar bit with check pieces, with slots in lower ring and a small ring for curb strap. When the bit is buckled to the bridle the cheek piece of the bit buckles into the big rings right in front of curb strap rings. For driving an ordinary horse the reins are buckled into the big rings. If you have a horse that is liable to run away, kick, shy or is hard to control, buckle the lines from the big ring and buckle them down in the slot of the

cheek piece. This gives you 500 pounds pressure, and any lady can drive the worst puller that you ever saw. The curb strap must be buckled at all times back of the jaw. Just have it fit snugly.

The philosophy of this bit, being perfectly square, is that the moment you pull on the reins the bit turns in the horse's mouth and throws his jaws open; the curb strap doing its work throws the bit directly back from the jaw.



I have studied over three years to invent a bit that would do its work and do away with all those cruel four-ring bits, chain bits, and in fact all severe bits. This one I am using at the present time at all my exhibitions with grand success, and can recommend it as the best driving bit I ever used.

I had the bit patented, number of patent, 378,305, on the 21st day of February, 1888. I have other patents still pending. I caution all parties not to manufacture or offer for sale these bits unless so authorized by me.

The Working of my New Bit.

A represents the mouth-piece or bit proper, which is made in cross sections, with its edges cut off or dulled to prevent injury to the horse's mouth. To each end of the mouth-piece or bit proper and attached to the rings B in the usual manner. The rings B, preferably made of steel and cast in one piece, are each formed with the downwardly projecting arm B, having a slot B 2, for attaching the reins, and with the upwardly projecting loop or eye B 3 for receiving a curb strap when desired. For ordinary use the headstall C, and reins D, will both be secured to the rings B, as shown in figure 3; but when the bit is to be used upon vicious and unruly horses, the reins D are secured to the arms B, and the curb strap E, which passes under the jaw of the horse, is secured to the loops or eyes B 3, as shown in figure 4. When thus arranged, by pulling on the reins, the leverage being increased, the mouth-piece or bit proper will be turned, and owing to its being square it will be impossible for the horse to take the bit in his teeth and hold on to it. Instead of forming the arms B of the rings with slots, rings may be secured to the ends thereof as in the ordinary manner.

Question. What do you think of the check reins? Should they be used on a horse?

Answer. I think the check reins, as used by many of our horse owners, are a cruelty to animals. I will give you my idea of the check rein and as I think it should be used. In the first place, if your horse is born into this world with style he will always have it. If he is born into the world without style, you cannot produce style where nature designed for it not to go by the use of straps or ropes, unless you are torturing the poor dumb brute.

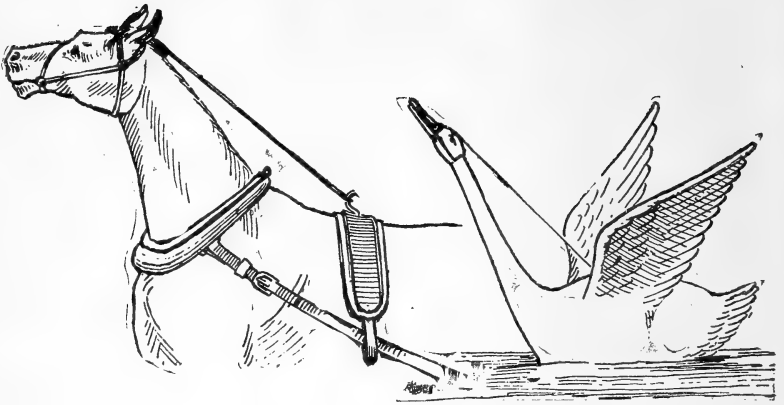
I approve of the side check rein used only to prevent the horse from putting his head to the ground when you stop your team. I

condemn the use of all overdraw check reins, also check bits of every description. A great many believe that by using an overdraw check rein and elevating their horses' heads in the air that they drive easier and that they are guarding against the horse from running away. This is wrong. No horse, in my estimation, looks handsomer, freer and easier than those that are driven with open bridles and no check rein. I would here suggest that every team horse to-day used or heavy



draft horse, or hack horses, and all animals used by transportation companies, should be worked with open bridles, doing away with the blinders and the check rein. Give the work horse and the driving horse the free use of his head, the same that you wish yourself, not only will they drive better, but last longer, and keep on five per cent. less food.

A law should be passed prohibiting the use of all overdraw check reins, as it passes directly over the brain of the horse.




The Horse with Over-check.

In this illustration we see the law of curved line violated. Not only is the strap running over the head made unduly conspicuous, but a straight line running thus over an arching neck is as much out of place as a straight pole would be by the side of a bed of roses.

Again, this straight strap is not only a disfigurement of itself, but it is still further injurious to fine appearance, in consequence of taking the curve from the horse's neck and converting it into a straight line, besides wearing off and breaking to pieces the mane, which in many horses is a leading feature of beauty.

It will also be seen that the grandeur of the horse's bearing and noble pose of head are all destroyed by this peculiar method of checking which turns the eyes upward and nose outward, and makes the neck appear considerably smaller than it really is.

It is impossible to resort to a device that will more effectually destroy the handsome appearance of fine horses than does this foolish appliance for raising the horse's head by means of the overcheck. There is no beautiful object in nature but would have its beauty marred by a line that would hold it thus in constrained position.




Horse in Natural Beauty Without Check-rein.

As will be seen in the above, the horse, which is one of the most beautiful animals in existence, is largely so, because of its fine proportions and graceful curving outline.

In all her objects of beauty nature furnishes the curve. She never allows a straight line. We see this in the outer form of bird, leaf, blossom, tree, forest, mountain and planet. This is strikingly shown in the human countenance, which, when wasted by disease, loses its beauty through becoming thin, angular and full of straight lines. With returning health, the face becomes more full and more curved, and more color comes into its lines and beauty is restored.

Horsemen, in the dressing of the horse, should understand this law, as a well-cared for, well-groomed horse, cannot be improved in appearance by harness. There should be just as little of it used as possible, and every strap should be made as small as safety would allow. In short, the harness should be such as will allow the perfect outline of the animal, in all its parts, to stand freely forth.




Cruelly Tortured by High-checking.

To fully realize the barbarities practiced upon some of our best horses, watch that beautiful team which stands at the church door, or in front of some store, while the occupants of the carriage are engaged elsewhere.

Possibly the heads of the horses are held in torturing positions by the side check, which oftentimes holds them too cruelly high, but quite likely it is the over check. See the vigorous pawing of the earth, the champing of the bit, the throwing of the head, the restless turning of the neck to one side in order to loosen the check, lower the head and get rest.

See the ignorant driver perched on the seat, all oblivious to the restlessness and frantic efforts of the horses to free themselves from their terrible pain. He supposes spectators will think that, with all their restlessness and foaming at the mouth, his horses have high mettle.



My idea as to how horses should be checked, road horses and others, I positively condemn the overdraw check, it certainly is, and there is no gainsaying it, cruelty to animals to use it. The only utility I can perceive there is in the check at all is to keep a horse from putting his nose to the ground when he stops, and when a check is used, place the loops high up on the cheek pieces to the head stall, as the horse can in such cases have the free use of his head, and can handle himself with ease and grace. For speeding horses it might become necessary to use the overdraw in some cases, but it must be understood that I hold firm to my idea as to the practicability of its general usefulness.

Question. What do you think of breeding draft horses, and the care and early training of the colt?

Answer. It has been the stupendous error of the average farmer to consider that any mare will do to raise a colt from. Thousands of worthless horses bear witness to the absurdity of this. The mare should be, as nearly as we can have her, what we hope the colt to be. Above all, she must be sound in feet, bone and wind. She should

be rangy to have room for the growth of the foetus, and wide in the hips to allow of easy parturition. The stallion should be rather more compactly built than the mare. "A short back and a long belly," is an old and correct rule for a serviceable horse. It means good shoulders, good withers, good back and loin, and powerful quarters. The breeder may be assisted by giving some attention to the rule, which has many exceptions, that the male parent gives the external, and the female the internal structure; that the sire gives the locomotion, and the dam the vital organs, that is, the constitution. The mule and the hinny are striking illustrations of this rule.

I am decidedly in favor of autumn foals. The press of spring work upon the farm demands more service from the foal-bearing mare than she should be required to perform. The flies of summer annoy and often nearly devour the youngster. Both dam and colt often suffer from insufficient food in short pastures of a drought, and at length the colt is weaned when the frost-bitten grass has lost its nutriment, and the increasing cold demands abundant food. The first winter is a trying time with colts, and many never recover from the injury they then receive from insufficient or improper food. With warm stables and comfortable sheds, the autumn colt can suck the well-fed mare in the winter, and be weaned upon fresh grass in the spring, and never know a check in his growth. He is old and strong enough to withstand the attacks of flies in the summer, and to endure without injury the colds of his second winter. He should receive regular rations of oats and wheat bran as soon as he has learned to eat along with the mare when she is taking her feed. These can best be given him at a little distance from the mare, she being secured in her place by a halter. For the first year he should receive liberal allowance of these foods twice a day, with such mixed hay and pasturage as he can take beside. These with linseed meal must be the main reliance for making him all we hope him to be. They are rich in the elements which make growth, and without these no perfect animal can be reared. Corn should never be given except in limited quantity in winter when warmth from carbohydrates is needed. Where corn must be fed, it should always be ground and mixed with finely cut clover hay, slightly moistened. The clover supplies the nitrogenous food in which the corn is so deficient, and also gives the necessary bulk of proper digestion in

the stomach. It should always be remembered that the horse has but one stomach, and that is small. While on the one hand this cannot contain enough of coarse innutritious food, like straw or poor hay, to meet the demands of subsistence and growth, yet on the other the food must be bulky enough to admit of the speedy and thorough action of the gastric juice, so that the nutritive portions may be quickly dissolved and the refuse discharged. Where corn meal is fed alone it goes into the stomach in the plastic condition of dough, is there rolled about by the muscular action, is as impervious to the digesting juices as a ball of India rubber, and produces fever and frequently serious colic. Where corn is largely fed, its heating effects upon the blood are readily shown in unsoundness at the extremities. The oat is a wholesome food when fed alone, because nearly one-third of its bulk is husk, which makes the mass in the stomach porous like a sponge. I desire to repeat that mixed hay, with a good proportion of clover, oats, wheat, bran and linseed meal, all containing albuminoids which furnish the materials for growth, must be relied upon to develop a draft horse to his true proportions. He must never know a hungry day, and he must never spend an hour shivering on the north side of barn, waiting for his food. While, on the one hand, a stable may be too warm, on the other, every storm in winter is too cold for a steady and vigorous growth. An exposure to cold that produces an active circulation on the surface, and gives to boys and girls bright, rosy cheeks, conduces to health; but every exposure that chills the blood draws upon the vital forces and saps the foundations of the constitution. It costs more, and costs double the time, to regain a pound of lost weight than it does to add five pounds in a continuous growth.

I am strongly in favor of grooming colts in winter, not with the expenditure of labor necessary in using the currycomb and brush, but by a hasty rubbing with a stiff stable broom. It accomplishes two important results—the stimulation of a healthful action of the skin and the acquaintance of the colt with handling and with the contact with substances that otherwise would occasion alarm. This must be commenced with great gentleness. At no time in his growth should a colt ever be frightened. Unnecessary fright ruins multitudes of horses. My own colts, some of which are highly bred, purposely for saddle horses, and are of nervous temperaments,

are daily treated to the stable-broom grooming, to their evident benefit. Now almost anything can be thrown against them, or about their legs, without occasioning alarm.

At all ages colts should have abundant exercise. The pasture in summer, and well enclosed; well shedded paddocks in winter furnish the best opportunities for this. They should be frequently handled from the beginning by cool and judicious hands, ever remembering that, like ourselves, they can learn but one letter of their alphabet and one step in their knowledge at a time. Every colt, whatever his class, should be broken to the saddle, because at some time in after life he must be ridden, and because in no other way can he obtain such acquaintance with his master's will. The colt reared for draft purposes can have the walking gait developed when under the saddle more readily than in any other way. This should afterward be continued by service beside a fast walking horse.

In conclusion, I will only add that the expense of breaking a draft horse is less, by many times, than any other. He sooner pays for his keep by service upon the farm than does any other. When old enough for the market, he finds a readier sale than does any other, and a given number of them, from ten to one hundred, taken together, will sell for more money than will any equal number of any other class of horses whatsoever. To-day the West has almost a monopoly in our country in rearing these profitable animals. The agricultural papers are filled with advertisements of stud establishments, their State and county fairs find their greatest attractions in their exhibition, and their farmers are rapidly learning the advantage of rearing them. We can surpass them if we will, for our situation and conditions are better than theirs. Our farmers will do well to give early and earnest attention to this important subject.

The Stable.

This is a very important part of the subject, and one which is too often neglected by people who own horses and who leave their general management to stable keepers or grooms often grossly neglectful or ignorant. Many horses die yearly from the neglect of their owners to enforce the ordinary laws of health in the stable. A site should be chosen, nearly or quite as well situated as that for the dwelling,

and the stable may be, if possible, separate and distinct from the barn with advantage. Hide it if you like behind trees, but do not cut off the

Circulation of Air.

A supply of pure air is as necessary to the life and health of a horse as of man. In many stables air is carelessly admitted, and blows either on the head of the horse or in such a way that cold and cough is the inevitable result. The practice of feeding hay through a hole above the head of the horse invites fatal results in the way of cold, not to mention the possibility of hayseed falling into the eyes of the horse when it is looking up for its food. An opposite error, however, is to exclude every possible breath of air and have the atmosphere of the stable hot and unwholesome. The effect of several horses being shut up in one stable is to render the air unpleasantly warm and foul. A person coming from the open air cannot breathe in it many minutes without perspiring. In this temperature the horse stands, hour by hour, often with a covering on. This is suddenly stripped off, and it is led into the open air, the temperature of which is many degrees below that of the stable. It is true that while it is exercising it has no need of protection, but, unfortunately, it too often has to stand awaiting its master's convenience, and this, perhaps, after a brisk trot which has opened every pore, and its susceptibility to cold has been excited to the utmost extent. In ventilating stables it should never be forgotten that the health of a horse depends on an abundant supply of fresh, dry air, introduced in such a manner as to prevent a possible chance of a draught on any of its inmates. Many old stables may be greatly benefited by the introduction of a window or windows, which will require but little expenditure, and save many a dollar's worth of horseflesh.

Hay Tea.

This is also refreshing for a tired horse. Fill a pail with the best of clean, bright hay, and pour in as much boiling water as the pail will hold. Keep it covered and hot fifteen minutes, turn off the water into another pail and add a little cold water, enough to make a gallon and a-half or so, and when cold feed it to the horse.

Question. What do you think of having light in the horse's stall?

Answer. Many horses are compelled to stand in the stall where there is a window three or four feet above their heads. This I don't approve of, as the horse will naturally strain to look out of the window, and the light coming so high above his head many times hurts the eye-sight of the horse. I would advise all to have the windows put at one side of the stall, or I would rather they should be directly behind the horse. Always have your stall and stable well ventilated, and have it aired out thoroughly every morning for at least two hours.

Question. What is the best bedding to be used for bedding horses?

Answer. I approve of straw, using about on an average of four pounds per day. The first bedding will require ten pounds. Over two-thirds of this can be saved every morning and placed in the sun where it can dry, ready for the bedding at night. Great economy can be practiced in bedding horses. I don't approve of sawdust or shavings, as it causes many diseases in the horse's feet, such as thrush and other like diseases. I would rather, if you cannot get straw for your horse, to stand in the summer time on tan bark. And let me say here, that, if you have a horse that has contracted feet, sore-footed, or that his tendons are diseased, place him in a big box-stall bedded with nothing but tan bark, and you will see an improvement in a very few days.

Question. What do you think of horses having proper exercise?

Answer. There are more horses to-day that die from the want of not having proper exercise than by any other cause. There are hundreds and thousands of horses that are owned by wealthy people, and not having the proper work for their animals they are compelled to stand in the stable from one week to another, being fed very high, and the result is that the horse becomes stiff, lazy, and of a sluggish disposition. A horse, in order to be in health, should have not less than five miles of exercise every day. It matters not whether this is given in the carriage or under the saddle. It is better for our horse to be worn out than it is to rust out. Many times colic and different

diseases originate from the horse being over-fed and not having the proper exercise. Such diseases as staggers, fits and dummies, all come from over-feeding.

I could go into quite a lengthy argument on the above question, but it is unnecessary; I only give you this good advice. If you cannot drive your horse and give him the proper exercise, let some of your neighbors do it.

Question. What do you think of bran mashes?

Answer. Horses should have a bran mash twice a week. In the spring of the year horses should have a few potatoes, carrots or roots of any kind, as it is now known sufficiently that both contribute to the strength and endurance of the sound horse, and to the rapid recovery of a sick one. A bushel of carrots and potatoes should be fed the horse twice a week during the spring months.

Question. How would you clean a gray horse?

Answer. Take castile soap and add charcoal, and wash him thoroughly; this will leave your horse's hair perfectly white, the charcoal being a great cleansing article. Always use the two together.

Question. Will you give me a few general ideas on feeding?

Answer. I will commence by giving you my idea of how horses should be fed and cared for through the day. I will lay these rules down for general driving and draft horses. In the morning, the first thing, give your horse about two quarts of water; following this give him some grain; following this give him some hay, a very little, not over one-half a pailful. After the horse has eaten his grain and hay, bring him out of his stall, give him a sharp, quick grooming, and then give him as much water as he wants. He is now ready for work. If you are driving the horse upon the road, it is the habit of a great many horsemen to continually keep watering their horses on a very warm day; this I do not approve of, unless you have a pail with you; then at about 9 or 10 o'clock in the forenoon give your horse one-half a pailful of water. At noon, just before you give


him his dinner let him have about a third of a pailful, then feed your grain; give no hay. Just before you harness him for his afternoon's work, let him have what water he may want. In the afternoon's work follow the same rule as for the forenoon as for water. When you have finished the day's work, and are putting your horse up for the night, see first that the stall is well bedded; place the horse in his stall, give him his grain, then take him out and give him what water he may need. When he is drinking the water have the hay for the night placed in the stall—a good quantity. Your horse is then cared for and will rest during the night.

Under no circumstances feed hay first or with the grain. Always give your horse his hay after he has eaten up his grain. If you will follow the above rule you never will have a horse sick with colic.

Now, as to feeding; I am a great believer in good oats, and then they should be all sifted, every particle of dust and dirt taken from them, giving the horse nothing but the clean oats. All hay, when pitched down from the mow or taken from the bale, should be shook with the fork and every particle of dust and chaff shaken from it. In this way your horse gets clean and wholesome food, and then he is not pulling his hay out, or he is not wasting his oats, but he is at all times ready to eat his meals as they are placed before him in an eatable form. There is a great deal of grain wasted by the carelessness of man.

A book could be written on the manner of feeding, but I don't think it is necessary for me to speak on this subject, only of the general principles, and leave the rest to you and your good judgment.

I might add that I do not recommend the feeding of corn unless ground together with oats in equal proportion. There are many dummies and horses with staggers, and horses that die with colic in our Western States caused entirely by the great amount of corn that is fed to them. Many old horses cannot masticate this corn, and the result is that it is not digested. So give your horse good pure oats, and good bright hay, and pure water. I would recommend the use of soft water from brooks and mill streams. When this cannot be had, and you have to draw the water from a well, let it stand in a trough or tub one hour before letting your horse drink. Many say that muddy water or any kind of water from a muddy pool is good, but don't ask your horse to drink what you would not drink yourself.




Showing Horse Eating from a High Rack or Manger, an Unnatural Position.

Question. What do you think of horses eating from high mangers?

Answer. It is the practice of almost every horse owner to compel his horse to eat from high racks or mangers. This is something that I do not approve of, as it is unnatural for a horse to reach up after his food. In the first place, all the chaff, hayseed, dirt, etc., are liable to get into his eyes and ears, and many times when horses are fed their grain they eat it so fast that they do not masticate it properly, and the result is that their digestive organs have to perform what their teeth ought to do.

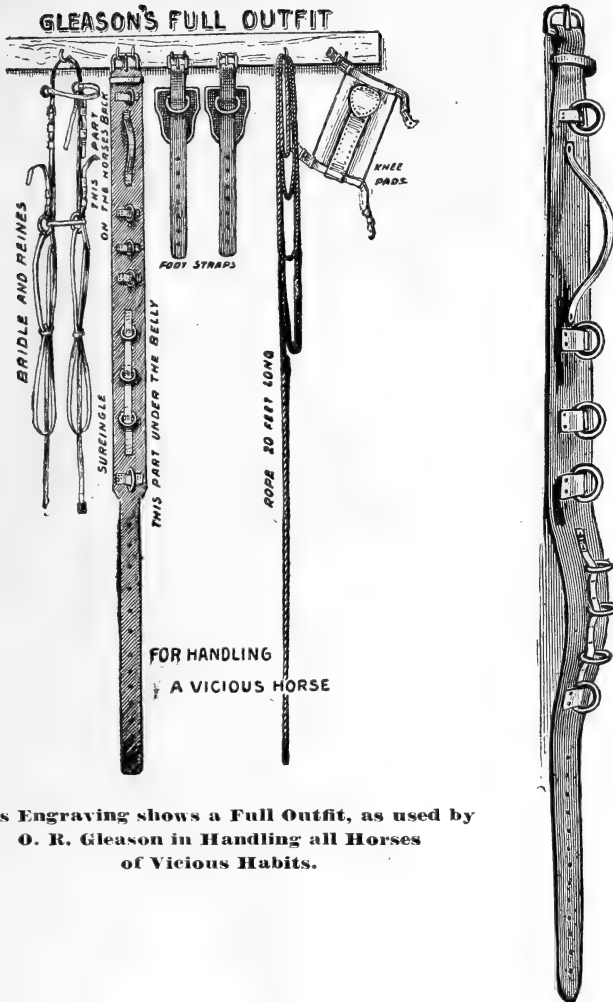
Take and turn your horse out into a field, or say on the side of a hill, and you will never see him feeding up the hill; he will always feed sideways of the hill or down the hill. I claim that many horses are made sprung knee, stiff necked, many times come out of the stable acting as though they were foundered, caused from the continual strain of standing and reaching up for feed, which is positively un-

natural for all dumb animals. Think of yourself getting your breakfast reaching three feet above your head for every mouthful that you get. It would be more pleasant and you would relish your meal more by having the food placed one or two feet below your mouth. I approve of having all horses fed in the following manner: Take your mangers and racks entirely out of the stall; feed the hay from the floor even with your horse's feet. In giving grain have a box made



Horse Eating his Food from the Ground, as Nature intended. The only Proper Way to Feed the Horse.

móvable, and place the grain in this box, and let the horse eat that from even with his feet. He eats his grain slow, masticating it properly, and the result is that while you have had to give your horse twelve quarts of grain in feeding from a high manger, nine quarts fed from even with his feet will keep him in better condition than the twelve quarts fed from the manger; and I think that you will soon find out that my idea will save ten per cent. of food in one year.



This Engraving shows a Full Outfit, as used by
O. R. Gleason in Handling all Horses
of Vicious Habits.

How to Make My Surcingle.

In order to make my surcingle, have a piece of leather eight feet long, four inches wide, with rings upon it six inches apart, having it so that when it is buckled on the horse that two rings will be directly

under his body with one ring on each side of him and three rings on the top of the surcingle; one of these surcingles will be very useful and should hang in every stable.

To Educate Horses Not to be Afraid of Objects when Driving.

It is impossible to overestimate the value of the subjoined instructions respecting nervous and shying horses, therefore on this topic I wish to be particularly clear and explicit. Let the reader understand that horses take fright at objects because they fancy that those objects will harm them, and if you can by any means appeal to the horse's brain, and satisfy him that he is not going to be hurt, you have accomplished your object. And in order to do so you must have control of your horse. I do not mean by this that you are to adopt the too frequent course pursued by many, viz: subduing with the whip, or other harsh means, which will, without almost an exception, increase the fear instead of removing the habit. Again, when a horse shies, the driver commences to jerk on the reins nearest to the object, and at once applies the whip, fully determined to master his horse. Both man and horse get excited, and the horse comes off victorious, because he cannot control him by the means used, and the result is that the next time the animal is frightened it bears a two-fold character—the fear of the object and the fear of the whip punishment.

It is generally a crude habit of many persons when driving a horse past an object of which he is afraid to begin with "whoa, boy! whoa, boy! whoa, boy!" and when the horse has passed the object, to take the whip and lash him with it, and say "I will learn you to shy," &c. Now when this treatment is pursued, I claim the horse believes that the object that he was afraid of inflicted the pain, and consequently he is made worse instead of better. Now my theory is to use the whip gently when approaching the object, and compel him to walk right up to it, and let him smell of it, stopping him, showing him that it will not hurt him.

Only use the whip when you give the word of command, speaking with force and distinction, as I believe nine-tenths of our runaways

are due more to the one driving him, than to the horse himself. The horse is a cunning animal and sizes up his driver with the rapidity of thought, and when he is fully aware that his driver is afraid of him, he takes advantage of it and runs away. If my instructions are fully carried out by my readers, as to the thorough way as herein laid down, I am positively certain there will be no runaways.

Question. How would you throw a horse down and hold him after throwing?

Answer. Put on your horse a good strong halter; take a strap with a ring in it and buckle around your horse's off front limb, below the



First Position Taken in Throwing a Horse.

fetlock joint; take a rope eight feet long and tie into this strap; place a surcingle around the horse's body; take your position on the nigh side of the horse, bring the rope over the horse's back from


the off side, taking hold of the rope with your right hand, pull his foot to his body; take a firm hold of this, holding the foot in this position; then take hold of the horse's halter with your left hand, pull his head to you and press against his body with your elbow, using the words "lie down." The majority of horses you can throw in a minute, while others may fight you for three or four minutes, but you will soon master them and they will have to come down.



Second Position in Throwing a Horse.

As soon as the animal has been thrown, take the rope that is underneath him, bring it under the surcingle and place it through the ring of the halter, back under the surcingle again, and here you have the rope to bring his head to his shoulder; make him put his head down to the ground, and then if you want to rattle pans or shake buffalo robes around him, and he makes any attempt to get up, pull his head up immediately, which will prevent him from doing so; then take a whip and crack it around him; give him to thor-

oughly understand that you are his master. I am a great believer in throwing horses, and would recommend that every horse should be thrown, for this reason, that it takes the conceit out of them, and gives them to understand that man has more power than they have. If used by men of good judgment and patience, all young horses can be thoroughly brought under control by this manner of handling.




Third Position in Throwing a Horse.

Place a surcingle around the horse's body, buckle hame strap around off fetlock joint, take rope eight feet long, tie one end in strap on off foot, pass the rope over horse's back from the off side. Stand on near side of horse, grasp rope with right hand and pull foot to the body. With the left hand take hold of the halter and pull his head to you, press right elbow against his flank, and he must lie down.

The rope is now under the horse's body. Put the end of rope through the ring in the halter, then through the ring in the surcingle on the horse's back. Then take your position at the horse's back as seen in engraving. You can prevent him from getting up by pull-

ing his head to his shoulder. If the horse is nervous and excitable, have your assistants crack the whip, rattle tin pans and shoot firearms around him, until he will lie perfectly quiet, with his head resting on the ground. In order to familiarize your horse to all objects of which he is afraid, repeat this lesson once a day for three or four days. I would recommend that every horse should be thrown, as it takes the conceit out of him.



Fourth Position in Throwing and Showing the Horse Down.

Question. How do you make your surcingle, and what will it cost?

Answer. My surcingle that I use in all of my exhibitions is eight feet long, and around the horse's body four inches wide, with a three-inch buckle, and the part of the surcingle that goes through the buckle two and one-half inches wide. When the surcingle is on the horse the buckle comes right on the side of the animal, underneath the horse's body. There are four two-inch rings, one on each side, one underneath, and on the top of the surcingle a ring. These rings underneath the horse's body are used for the working of my

double safety rope; the rings on the side of the surcingle are used for the reins to pass through; the ring on the top of the surcingle is used to pass the rope through and hold the horse down after you have thrown him. This surcingle is a very handy thing for everyone to have, and any man that has a number of horses to handle or break should not be without one.



Proper Halter to be Used in Throwing a Vicious Horse.

They are very handy to have in the stable in case of a sick horse or any surgical operation that you may wish to perform.

They should cost you about \$5.50, according to the material that you have in it. *This surcingle I use when I throw the horse. Every horseman should have one.*

If in throwing a horse you find it requires too much strength, the horse being too large or fights too hard, when using my method of drawing up one foot, I would suggest the appliance of my double safety strap. Buckle the strap around each front limb below the fetlock joint. Take a strap twenty feet long, snapping to strap on nigh front limb, place through the ring in surcingle underneath his body, draw through ring on off front limb and back through ring in surcingle. Now take hold of strap with right hand, take the halter in left hand. Your horse is standing on three legs. Now pull him to you, and when he makes a move, you pull the strap and raise the other leg; this brings him to his knees, Now pull his head around to you, and the horse will gently fall upon his right side. This is the safest and best method of throwing a horse I know of, there being no danger of hurting either horse or man.

You Must Educate Your Horse.

Educate and teach him as you would a child, and thus make him more useful and valuable to man. The horse is an animal of no little intelligence, docility and faithfulness, qualities which would be more generally apparent were it not for the cruel treatment so commonly practiced in breaking him. Have patience with him, and practice good judgment and common sense in handling him. Understand before you commence to drive him that he is a dumb brute, and as he cannot talk he will watch your every movement. A finely-bred horse is as sensitive as a well-bred person, and you should not halloo, whip or spur him as you would an old dung-hill of a brute.

The whip is a very good thing, but should only be used in its place, which I will give you a little illustration of here. If you are driving along the road and your horse shies at a covered wagon or a bicycle or a white dog, or anything that excites his fright and causes him to shy, do not wait until he gets by and then up and whip him for the next fifteen minutes, but when he discovers it, take the lines in the left hand and the whip in the right, and when he makes his first shy give him a sharp crack of the whip, at the same time saying "take care, sir; what do you mean?" Don't talk as though you were half asleep, but as if you meant just what you said. Keep both eyes open and don't whip him as though you were trying only to kill

a fly on his back. Never strike a blow with a whip unless the voice accompanies it; the word and blow should go together.

One failing the horse-owners have is they do not talk to their horses enough. If a horse starts and runs you will stay in the carriage and not open your mouth, but sit pulling on the reins. You should speak to the horse, and if he is afraid of anything tell him to "take care, etc., it is not going to hurt you;" the same time crack the whip to draw his attention. As a horse cannot think of two things at once, the consistency of this is of course apparent.

Bad Biters.

If the horse is a stallion with a confirmed habit of biting and striking, I should not think it worth my while to attempt to cure him, but should castrate him at once. You are always in risk of your life or limb while you have such an animal about. If a mare or gelding, put on the Gleason bridle, and watch him closely, in a sly way, not letting him know you are watching him, but when he attempts to bite give him a few severe pulls upon the bridle. Do this in such places as he is most likely to bite, and we will warrant that a few efforts will teach your animal that his jaws were not made to bite his keeper. To prevent a stallion from biting his mate when hitched up double, attach an independent line to the outside ring of his bit, letting it hang loosely, the end being held by the driver. As he attempts to bite, pull up sharply, and hit him severely with the whip.

Question. How would you handle a vicious, biting stallion?

Answer. The first thing I should do with him would be to throw him four or five times. When the horse is down handle his head, open his mouth and handle his mouth. Put on the "*Gleason Bridle*," take the whip in your right hand, cord in the left, and give him a thorough handling with this bridle, teaching him to stop when you say, "Whoa," and turn right and left quickly at the word of command. I have handled a great number of vicious, biting stallions by the use of gunpowder, using revolvers holding thirty-eight blank cartridges. The moment the horse comes near you, or makes an at-

tempt to bite you, discharge the revolver directly in front of him, which frightens the animal and gives him such a sudden shock that it makes him afraid to bite you. All vicious, biting stallions should be watched closely, and never trusted, as I believe an old biting horse can never be broken of the habit so everybody can handle him.

Question. How do you educate a bad shier?

Answer. In educating a bad shier I put on my double safety strap, which is a surcingle, around his body, a strap buckled around each front foot below each fetlock joint, then take a strap twenty feet long, tie one end of that strap into ring on nigh front limb, bring over surcingle under the horse's body down to ring on off front limb, back over the ring in the surcingle. Put on open bridle and straight bar bit, run the lines through ring on side of surcingle, then take and teach the horse the word "whoa" thoroughly, to "get up" by word of command and to back by word of command; then throw papers at him, blankets, buffalo robes; roll barrels around him, wave flags over his head. If he makes any attempt to get away pull your safety strap and bring him to both knees and hold him there. As soon as he becomes quiet let him up on his feet; crack the whip around him, and in fact give him to thoroughly understand that these objects are perfectly harmless. After giving the horse two lessons he is ready to drive on the street.

Question. How would you educate a bad runaway horse?

Answer. The same treatment as a bad shier, only more severe.

Question. How would you educate and break a horse from running backwards with a wagon?

Answer. Put on my double safety strap, harness your horse up to the wagon, get into the wagon, take the lines in the right hand and the safety rope in the left; you say "back" to the horse. When he has backed as far as you wish him to, say "whoa," and pull the safety rope, which prevents him from backing any further. After giving three or four lessons in this manner the horse will understand what you mean by "back," and when you say "whoa" will immediately stop.

How to Drive a Horse up to Objects that he is Afraid of.

A practical way of driving a horse up to an object that he is afraid of is: Take the whip in your right hand, the lines in the left; when you are within ten or fifteen feet of the object, speak to your horse sharp and firmly, using about this language: "Get up there, sir, what is the matter with you; that won't hurt you;" at the same moment hitting him one severe cut with the whip; but do not repeat the blow unless it is necessary to hold him at his post. The moment that you have driven him up to the object he is afraid of, stop him, get out of your wagon and caress him, teach him that he is not going to be harmed, and by all means let him walk away from the object, never letting him go faster than a walk.

This same rule is laid down for saddle horses.

Question. How would you stop a runaway horse?

Answer. Always, when driving, hold your reins firmly, whether the horse is vicious or not; you should at all times be on your guard, as they are never to be trusted. If your horse should take fright and start to run away, take a firm hold of the left line with your left hand, reach down upon the right line with your right hand and say "whoa," sharp, and pull the line quickly at the same time that you give the command, but do not move the left line; this at once pulls your horse's head around to his side, and in nine cases out of ten will bring him to a stand-still; never see-saw the reins or pull upon both lines, as you have no power then to stop the animal. Never jump from the carriage, as more lives are lost and more limbs broken by being frightened and jumping from the carriage when the horse is running away. Keep cool and you will control the horse easily by following above directions.

Question. How would you drive a lugger or puller on the bit?


Answer. I would use a plain straight bar bit wound with rubber or leather, doing away with the check rein. It is necessary in order to drive a lugger successfully to give him three or four lessons on the word "whoa" and the word "steady;" teach him that when you

say “steady” it is to slack up in speed, but when you say “whoa,” it is for him to stop.

See that his teeth are not sharp, and if they are, have them fixed at once. There is no law that can be laid down for the driving of a lugger only to use as gentle and soft bits as possible.

Question. How do you educate or break a vicious kicking horse so he will drive gentle and be fit for family use ?

Answer. In the first place take your horse out on a soft place, or on the plowed ground, and throw him down by working as follows : Put a surcingle around his body ; take a strap and buckle around the off front limb, below the fetlock joint ; take a rope eight feet long and tie into that strap, bring it up over the horse’s back ; you stand on the nigh side of the horse and take hold of this rope with



O. R. Gleason's Double Safety Strap.

your right hand and pull his foot to his body ; then you take hold of the halter with the left hand and pull his head around to you, placing your right elbow against the horse’s side, using the words “lie down.” He may fight for three or four minutes, but if you hold to his head and keep it pulled around to you he must go down ; after he has been thrown, then take the rope and run it through the ring in the surcingle at his back, through the halter, back through the ring in the surcingle, then you take hold of the rope and if he

goes to get up pull the rope, and this brings his head to his shoulder and prevents him from getting up; then take tin pans, bells, rattle them all around him, then you can let him up; then you take and put on an ordinary open bridle, straight bar bit, using the pad of your harness, run the rings through the thill straps, then put on my double safety strap, which goes as follows:

Buckle the strap around each front limb below the fetlock joint, take a strap twenty feet long and snap in strap on nigh front limb, place through ring in surcingle underneath his body; draw through ring on off front limb back through ring in surcingle; step back behind the horse and take reins in right hand, pull on the left hand and commence to drive him; every time he kicks bring him to his knees; then take a back strap, attach to the reins with crouper and fasten on to that bells and one-half dozen tin pans, a bundle of straw, and drive him around with these articles hitting his heels; have another man take a pole ten feet long and rattle these pans and bells; carry the pole in front of the horse's limbs, and back behind his limbs, and every time he makes an attempt to kick bring him to his knees, using the command "take care, there, sir;" speak this very sharply and firmly; give him two lessons each day, each lesson not to be over one hour in length, and in five days your horse is thoroughly broke and will be gentle to drive to the carriage.


When working the horse, always use him on the soft ground where there are no stones; always use knee protectors, as this guards against any accident happening.

Question. How would you break a bad balker?

Answer. There are three or four kinds of balky horses; some are nervous and excitable, while others seem to have no ambition whatever. A dead-lifed balky horse, to my knowledge, is not worth breaking. All high-lifed balky horses can be brought under perfect control and thoroughly broke by following these directions:

Take your horse out and throw him repeatedly fifteen or twenty times; then put on the bridle and the harness, running the lines through the thill strap and telling him to "get up," and stop and back by the word of command. Teach him this thoroughly before you place him before the wagon. If he will not move forward

when you give him the word, take a rope or a strap twenty feet long, tie around his neck, and then place through his mouth, making a half hitch on his lower jaw, having one of your men standing directly in front of the horse with this rope in his hand, which I term as a guy line. When you give the word "get up," let him pull this rope at the same time, which will move the horse forward quickly. Now understand that the command and the pull of the rope must



both take place at the same time, in order for you to have success. Practice this two days, not making the lessons over one hour in length, then hitching him to a light vehicle, first working with your horse quietly and afterwards giving him to understand what you want him to do. Never make any false motion, never lose your temper, and always have plenty of patience, and you will meet with victory.

All Grades of Balky Horses.

I am asked the question almost every day, "can you break a balky horse?" Yes. "Can you break a balky horse so anybody can drive

him?" No. "Why?" Because it is impossible for me or any other man to break all the balky drivers in the land. Now there are many grades of balky horses. It is a habit of a great many persons, when breaking a colt, to hitch him up first beside of an old farm horse that is lazy, blind in one eye, and so old that he is deaf. When you have got this nervous, excitable colt harnessed beside the old, slow horse, you then take up the lines and ask your team to go. The colt plunges ahead, the old horse having spent many days in the harness, takes life very easy and gradually gets in motion. The colt comes back, the load don't move. The next time you ask them to go the old horse moves ahead, the colt sits back in the breeching. "Ha! ha!" your neighbor says, "got a balky colt there." Not at all. You certainly will have if you persist in your present course. Take him out of the double harness, break him to drive single, and you will have no trouble with him, single or double.

In handling a balky horse of long standing, one that has been spoiled by mismanagement, it is advisable to first throw him four or five times. Then put your harness on with an open bridle, running the lines through the thill straps, get behind him with a good whip, and teach him the words "get up." At the same time that you give him the command to move forward, hit him a cut with the whip, showing him that that means "move forward." Work with him in this manner for three or four lessons. You then tie a rope in the traces, carrying it around your back, and teach him to pull your weight, walking behind him. When you have got him so that he will turn right and left quickly, stop at the word "whoa," get up at the word and pull your weight, you can hitch him to a light road cart, getting into the wagon, giving him the word "get up, sir." If he should fail to go, have your assistant take a rope twenty feet long tie it around his neck, pass it through his mouth, back through the cord that you pass through his mouth, making a half hitch on the lower jaw. Let your assistant stand directly in front of the horse with the rope being slack. Hold your whip in the right hand, when you are ready to go give the word, and the man pulls the rope and you hit the horse with the whip, all at the same moment. If he don't move forward then, let the party who holds the rope step to the right and left, jerking his head until he moves forward, you using the words at each and every time, "get up, sir." Give him a few

lessons for three or four days in this manner, and in the majority of cases you have got a horse that will pull.


There are other balky horses that it is necessary to throw and give a good whipping. This character of a horse is generally of a sluggish disposition, and the only way that you can get it to go will be to frighten it with the whip. I had one horse that I could not work by any other means than as follows: I hitched him to a wagon and asked him to go, but he would not even straighten the traces. I got a man to take a good whalebone whip and stand at the side of the horse and whip him over the end of the nose. This I kept up for about ten minutes, just as hard as he could whip him. At the end of that time Mr. Horse got sick of balking and has never balked from that day.

There are other horses that it will be necessary to handle in a more quiet manner, but in some cases you must use the whip to get the animal frightened, so that when you speak to him he knows that he must move forward. When working a horse you must not leave him until you conquer him, if it takes twenty-four hours. But understand me correctly, don't lose your temper, don't use a club, don't kick him; use a good whip. Be careful and not hit him on the body or in the eyes. Use the whip on his legs and on his nose. I have started a great many balky horses by striking them with a whip around their front legs. This is a very tender spot and they won't stand long and take the punishment there. In working a balky horse, always keep a large stock of patience on hand, and don't think you are going to break him in two hours, because you are not. The moment he goes, reward him for it by giving him an apple.

Question. How would you break a halter puller?

Answer. Take a strap fifteen feet long and throw it over his back; reach under his body, take hold of the end of the strap and tie an ordinary slip-knot; have this knot come directly under the horse's body; place the strap between his front limbs up through the halter, and hitch to a post or to a ring in the manger; do not hitch the halter strap; then step in front of your horse with tin pans, blankets, umbrellas, and all kinds of objects, in fact, everything, and frighten him and make him pull if possible. After pulling back

upon this strap he will not make more than the second or third attempt. Repeat these lessons twice a day for five days. This will break any horse of the habit of pulling on the halter if you follow my instructions.



Question. How would you educate a horse not to be afraid of cars or steam?

Answer. In taking a horse up to the cars put on the "*Gleason Bridle*," taking the rope in your left hand, with the whip in the right, making the horse follow you, and take him right up to the cars and hold him there. It is impossible for him to get away from you or this bridle. You then should caress him and teach him that the cars are not going to hurt him. One of the main objects of your lesson should be to teach the animal that you are his friend and protector; get him to place confidence in you, and he will go through fire with you.

In driving a horse up to steam, I would advise the putting on of my double safety strap, and run the reins through the thill strap of the pad, and drive him first up to the steam. If he makes a determined attempt to get away bring him to his knees. It may be necessary for you to use the guy strap, having a man hold the guy strap, that will hold the horse up to the steam; but you must be




very careful not to get him burned or hurt him in any way, but teach him that the steam is perfectly harmless. As soon as the horse finds out that the steam will not injure him, you will find that in the second or third lesson he will walk right up to it from command of his master. Make your lessons short, but firm. I would advise, in training horses to steam, to take them up to a traction engine, or up to a mill where there is steam used, taking them to the cars afterwards.

Another good way of breaking a horse to the cars, is to hitch your horse up beside a heavy team horse, where he cannot get away, and after he has been driven up to the cars four or five times he is then safe to drive to your single wagon.

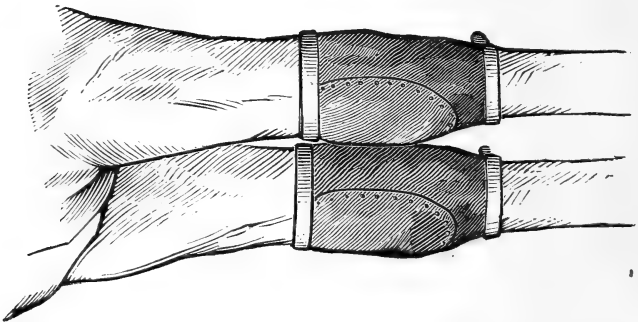


Question. How would you break a shier?


Answer. I would first place upon him my double safety strap, which is thoroughly described elsewhere, and make him thoroughly acquainted with the beating of drums, the rattling of tin pans, floating the "Star Spangled Banner," and the shooting off firearms, fire crackers, music, &c., by driving him right up to them and giving him to understand he will not be hurt. And by repeating this lesson every day, for three or four days, your horse has become thoroughly conversant with them and will never show fear when approaching them. Always in giving these lessons to your horse, bear in mind that you must be very careful that none of the devices you use must hit him in such a manner as to cause pain.



Showing O. R. Gleason's Double Safety Strap, Knee Pads, &c. Also Lines run through Rings on side of Surcingle, ready for operation.



Showing Knee Pads as they should be Placed on Horse's Knees. Never Handle with the Safety Strap Unless you have these Pads to Protect his Knees.



Showing position of Horse with one foot raised by the use of O. R. Gleason's Double Safety Strap. This is one of the Greatest inventions of the age for handling and controlling wild and vicious horses. More can be accomplished in thirty minutes than by any and all other methods in a day's time.

Question. What do you think of the word "whoa?"

Answer. It is the greatest command that we have in horsemanship; it is the habit of almost every person when driving to continually use the word "whoa." Now let me say to you that you should never use this word only when you want your horse or horses to stop. If you are driving along a street and you come to a crossing or a bad place and you wish your horses to slack up in speed, use this language to them: "Steady there, my boy;" but when you wish them to stop, speak out sharply and firmly "whoa." If you will practice this when you are driving your horse, in two weeks you will have him so that he will understand every command that you give him.

Never use one word with too many meanings. You must never lie to your horse and never deceive him or make false motions; if you do you will never make a success as a trainer of the horse.

Mankind are too apt to depend upon their own strength to beat the horse, without making any use of their reasoning powers to out-general him; and, in many instances, such an exercise of tyranny over the horse only engenders a rebellious spirit on the part of the animal. Therefore, lay aside your strength and use your reason. Be moderate, be temperate. No man can become a good horseman and not have first learned to control himself before he attempts to control the animal. Be firm, be persevering, be honest. Never lie to your horse. Endeavor to have him understand what you want, and do not confuse him by attaching different meanings to the same word. It is quite common to say "whoa," when it is only intended to go slower; or, when the horse has not stirred a foot, to let him know of your presence; and then when you want a "whoa," when your life may depend upon your having a good "whoa" upon your horse, you find you have not got it. You have played it entirely out of him. Never say "whoa" unless you mean to stop right there. Speak always in a natural tone of voice, under all circumstances.

Have your horse understand, by examination and experience, that the things liable to frighten are harmless, and be sure not to whip him for being frightened. Always let your horse face the object of fear; and, when frightened, remember the slower you move your horse the more power you have over him. There are times when letting a horse trot is almost as bad as letting him run away.

Fear is something a horseman should never exhibit in his countenance or voice, as the horse is a close observer, and soon learns to take advantage of such indications to become careless of control, if not indeed aggressive. Let your lessons be thorough but not very long. Be gentle and patient with the colt, but make the willful stubborn horse feel the full extent of your power, till he submits. Though if he should become much heated and excited, it is prudent to stop and repeat the lesson at some future time—repeat until there is thorough and unconditional submission. Let your treatment be characterized by gentleness afterwards.

Question. How would you get a horse up when he throws himself?

Answer. Blow in his ear; if he does not get up by this, take a glass of water, or a dish of water, and pour in his nostrils; he will rise to his feet very quickly. And in the handling of a mustang, which becomes very stubborn and sulky, sometimes this treatment will fail on them, and it will be necessary to take a light whip and use it on the end of the nose. They will soon learn that when they throw themselves they are punished; and when they don't they are rewarded. In this manner you teach them right from wrong.

Question. How do you start a balky horse in double team?

Answer. After you have taken your horse out and given him a thorough handling, then hitch him up beside an honest, true horse that will pull every time you ask him. Take a half-inch rope and tie around the balky horse's body, right in front of his hips, in an ordinary slip knot; have this knot come directly on the side of the horse, then carry the rope over the wagon pole and hitch to the true horse's collar. Get into your wagon, pick up the reins, and hit the true horse a crack with the whip, saying, "Get out of here." When you do he will jump and take the rope with him, and when he does the balky horse must come.

Question. How would you break a horse from being afraid of a dog or a hog?

Answer. Handle the same as for shiers. Keep one eye on the hog and one eye on the horse. In order to break your horse of this habit it will require five or six lessons.

The best way to break your horse of being afraid of a hog is to take a small pig right into the buggy or break-wagon, or whatever you are using, having the horse worked with open bridle; but be sure and have on my safety rope, as when he sees the pig and the pig squeals, you will find things will get very interesting; but the moment he starts to run say "whoa," sharp and firm, pull the safety rope and bring the horse to his knees.

If it is a dog that he is afraid of, let the dog run around him and in front of him; put the Gleason bridle on the horse and make him come up and smell of the dog; walk around him. Then throw your horse and hold him down, and take the dog and put him on top of the horse. Work like this two or three days with the animal, giving short lessons, and you have got the best broken hog and dog horse in the world.

Question. How do you use the whip? Do you believe in whipping a horse?


Answer. No lady or gentleman should ride or drive a horse without having with them a good whip. The whip in its place is a good instrument, but it is very often misused by parties; for instance, how many do you see driving through the streets of our cities, and in our public parks, that if a horse becomes frightened at a bicycle or a band, or any object whatever, and he makes an attempt to shy, will get him by it the best way he can, and the moment he has passed the object out comes the whip with the words, "I'll teach you to shy," and the horse receives a severe punishment. The horse, not having the reasoning power that you have, believes that the punishment that he has just received has come from the object that he was so much frightened at.

Question. How would you keep a horse from pawing in the stable?

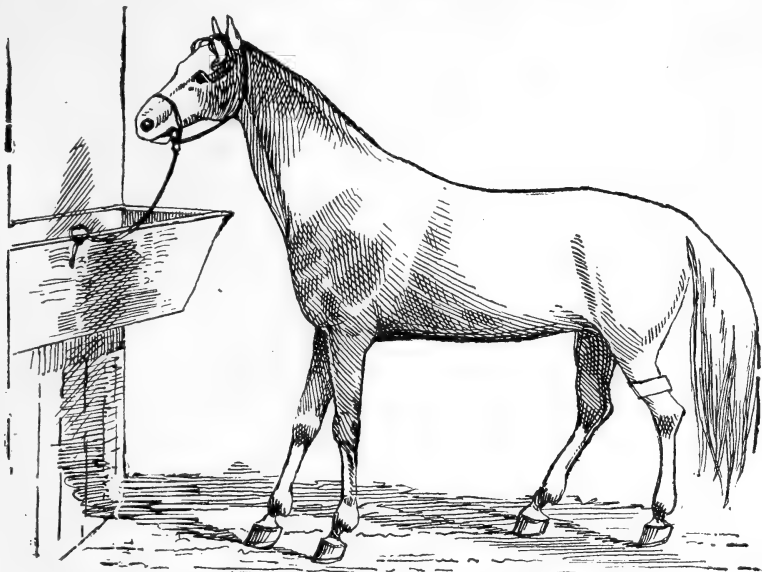
Answer. Take a piece of chain seven inches long, not a plow chain, but trace chain; tie on one end of that a piece of hard wood five inches long and one inch in diameter; then take a strap and buckle around the horse's limb, above the knee, letting this chain and wood hang from the strap. Every time the horse paws this piece of wood will hit his limb, and as he cannot think of two things at one time, it will draw his attention in such a manner as to prevent him from pawing.

Question. How would you keep a horse from kicking in the stall?

Answer. Take a piece of elastic about ten inches long, sew a vest buckle one end of it and buckle this around the horse's hind limb,



To keep a Horse from Pawing in the Stable.



To keep a Horse from Kicking in the Stall.

above the hock joint. When the horse kicks the leader must expand, the result is the elastic prevents it from doing so, and the horse's habit of kicking in the stall will soon be broken up. Never use a strap or rope; if you do it will stop the circulation. In all cases use the elastic.




Question. What do you think of whirling a horse by his tail?

Answer. If you have a horse bad to harness, or will not stand to be bridled or saddled, take the halter strap in your left hand, take hold of the horse's tail with your right hand, and whirl him around eight or ten times. He will become dizzy, and the moment you let go of him he will stagger or fall. Then say "whoa:" pick up your saddle, harness or bridle, or whatever you want to put on him, and you will find that he will stand perfectly quiet. It is a quick and effective method.

Never tie your horse's head and tail together, but follow the above instructions.

Question. How would you break a horse from switching his tail?

Answer. Place on the horse a collar and hames, and then take hold of his tail. Take a wooden pin five inches long, one inch in diameter, lay directly across the hair of his tail, double the end of the tail over the pin; then take a rope eight feet long, in the middle



of the rope make a slip-knot and fasten over the end of the tail and pin; then bring the horse's tail up over his back, bringing one of these ropes down to the ring of the hame and tying it, and on the other side in the same way; the rope prevents the tail from going either side; take an ordinary cloth surcingle and put that over and around his body; leave the tail up in this manner for six hours; if a very bad case, repeat three times. This is the best method I ever used, and will surely do its work.

Question. How would you educate a horse not to be afraid of fire-crackers?


Answer. Hitch him to a wagon, put on my double safety strap, and drive him right up to the fire-crackers, and if he goes to turn around with you or run back or run away, pull the strap, which will immediately bring him to his knees, but do not hold the strap. As soon as he comes to his knees loosen the strap and pull the lines,



using the command “whoa, sir.” Now have boys throw fire-crackers under him, all around him, up in the air, and if he makes any attempt to get away say “whoa,” sharp and firm. For you to meet with success with a horse of this character, or, in fact any horse, you must talk to him, always speaking distinctly and firmly. After you have given the horse two lessons he will pay no attention to fire-crackers.

Question. How would you educate a horse not to be afraid of paper and umbrellas?

Answer. Put on my double safety strap, take your horse out into the field where there are boys with flags, paper, umbrellas, and drive him right up to the flags, paper, etc.; if he makes any attempt to get away, bring him to his knees; if necessary, throw him; have




the boys wave the flags over his head, throw the paper up in the air, put umbrellas over his head, drive him over the paper, drive him over the flags, drive over the umbrella, make him step into it, stand on it, in fact, teach him that these objects are perfectly harmless. Two lessons a day for two days, not having the lesson over one hour in length, will thoroughly break your horse. The most dangerous shier can be thoroughly broken by following the above directions.

Question. How would you break a plunger or bolter?

Answer. Put on my double safety strap, and when he plunges in the air pull the strap, when he will come down on his knees. He will not plunge over three or four times before he will be sick of his job. Then introduce him to drums, pans, bells, and, in fact, give


him a general handling in the same way that I control kickers. After giving two lessons he will not bother you about bolting or plunging. If he should bother you in bolting on the street, or at any certain place, take him right there and handle him with the safety strap. If he should be inclined to balk, use guy lines as laid down for breaking balky horses.



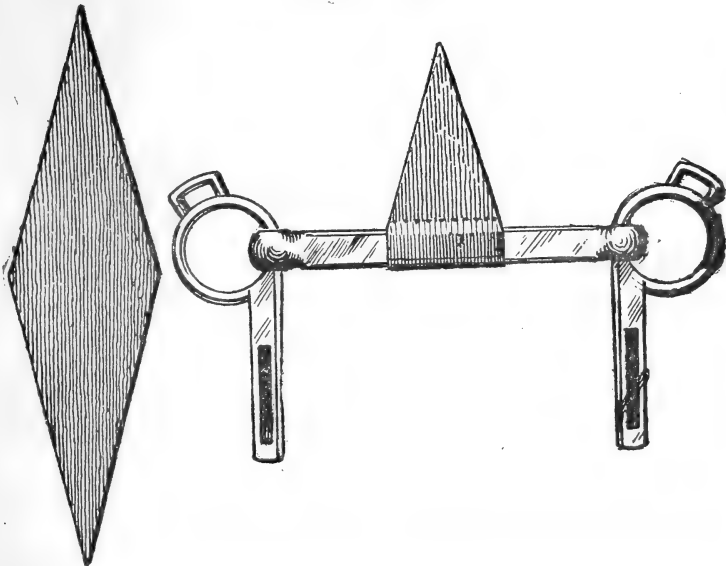
Take four hame straps, or similar small straps, buckle one around each pastern. Then run a strap from the near side foot to the off side hind foot, passing it through the ring in the surcingle under the horse's body; also one from the off side front foot to the near side hind foot, leaving the straps loose enough to give the horse full use of his limbs in trotting or walking. When he kicks he will draw up his fore feet, striking on his knees. He will soon cease to kick.

Question. How do you prevent a horse from putting his tongue out of his mouth over the bit?

Answer. Get a piece of sole leather seven inches long from point to point and three inches wide. (See engraving.) Lay a straight bar bit in the middle of the leather, bringing the points up together.



Manner of Driving and Breaking a Bad Kicker when all other Methods Fail.



To Prevent a Horse from Putting his Tongue Out of his Mouth Over the Bit.

Sew it on to the bit so it cannot turn, and sew up the sides. Put this in your horse's mouth over the tongue, running backwards toward the throat. He cannot get his tongue back far enough to get it over this leather. It is very simple, and will only cost you fifteen or twenty cents. It is the best I have ever used.




Teaching a Horse how to Stand while Shooting over his Back.

Put on the Gleason bridle, take it firmly in your left hand and take a revolver loaded with blank cartridges in your right hand; every time you discharge the revolver say "whoa" and pull the bridle sharply. Teach your horse that the sound and smoke from the revolver will not hurt him. Work in this way for thirty minutes at a time for three or four days and your horse will pay no attention to firearms.

With very nervous and excitable horses it is sometimes necessary to throw them and fire several times, showing them that they cannot get away, and that there is nothing to be afraid of. Follow these

instructions, and you will be surprised to see how quickly your horse will understand that you are not going to hurt him.


How to approach a biting horse: Always do so with a revolver heavily loaded with blank cartridges in your right hand. Advance this hand toward the horse's mouth, the muzzle pointing past him, so the powder will not burn him. If he attempts to bite you, at that instant shoot off the revolver. Every time he makes the at-




Revolver used by O. R. Gleason in defending himself from the Monson's Biting Stallion Rysdyk.

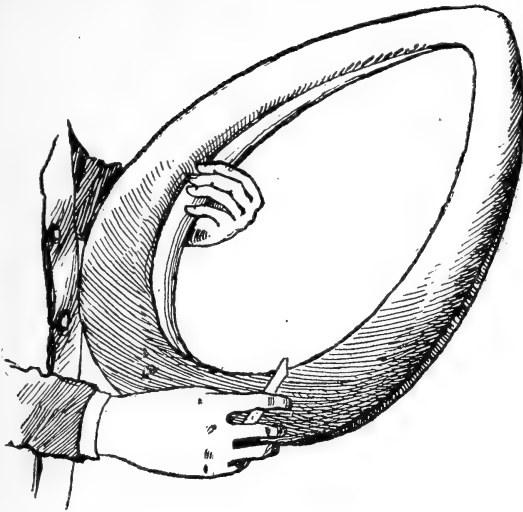
tempt repeat the shooting. This causes the horse to think the biting causes the explosion; this he wishes to avoid, and will soon cease to bite at you. The old theory of clubbing a horse only adds to and increases his vicious temper. This is an original method of my own, which I have successfully used in handling Rysdyk and many other vicious biting stallions.

In leading horses in battle have the saddles made with a back-strap and crupper, having an inch ring attached to the crupper; then have a strap four feet long with an ordinary driving snap sewed into each end of it. While riding, snap one of these snaps into the ring of the bit, then the other end of the strap into the ring of the saddle. In dismounting and hitching a large number of horses together, unsnap the line from the saddle and snap that into the ring on the crupper of the front horse, as seen in the above engraving. By this method two men are capable of controlling twenty horses at one time, leading them or holding them. The only extra cost would be attaching a back-strap and crupper, and the short four-foot line.



Leading Horses in Battle.






Cleaning Collars.

They should be cleaned two or three times a week, collars that are in constant use, as the accumulations that gather upon the surface next the shoulder of the horse becomes rough and uneven. If it does not gall it irritates and annoys the horse when he is required to pull, causing him to try to avoid the irritation or pain, and often makes balky horses.

Harness and Saddles.

Harness used on all draft horses should be carefully cleaned regularly once a week. Collars should be cleaned daily, thoroughly scraping all scurf arising from heating the horse from the collar before it is used a second time. Always have your harness properly oiled and pliable, so that it will fit the horse as a boot fits a man.

Saddles should have the same care and attention, and great pains should be taken that the saddle fits the back, to prevent galls and sores. This is almost universally neglected.




Double Draw Check Rein.

Use one-half of an ordinary kimble and jack check rein. Have a strap fourteen feet long, place the middle of this strap around the check hook, carry the ends up through the little rings in the kimble and jack rein, bring them back, pass them through the terret rings with the lines. Have a buckle sewed on the lines about six inches back of the rings. Buckle this check into the lines, and you have a bridle check that the harder you pull the higher you lift your horse's head. This check is used for driving kickers and runaway horses and very bad pullers. (See engraving).

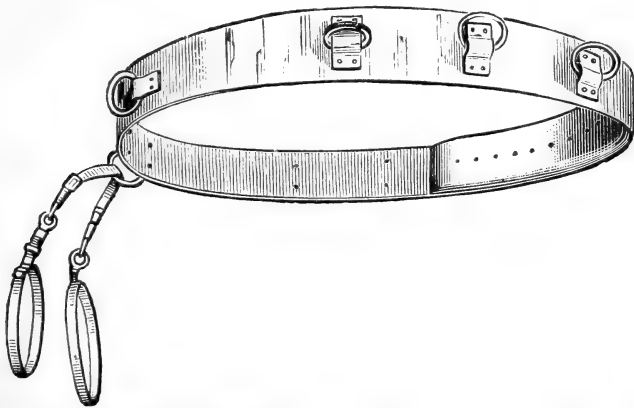
Question. How would you keep a horse from jumping over a fence ?

Answer. Buckle around his body asurcingle with a two-inch ring directly under his body ; take two straps with an inch ring in each end and buckle them around the horse's front limbs, above the knees ;

then take a strap thirteen inches in length with a driving strap in one end, strapping one of them into the ring on the off front limb;




bring through the ring in surcingle and strap into ring on nigh front limb. The horse can walk and trot, lie down and get up, but he



Showing Jumping Rig as used by O. R. Gleason to break Fence Jumpers.

cannot run or jump, as he cannot move both front feet at the same time. This can be used upon colts as well as horses.

Question. How would you keep a horse from tearing his blanket in the stall?

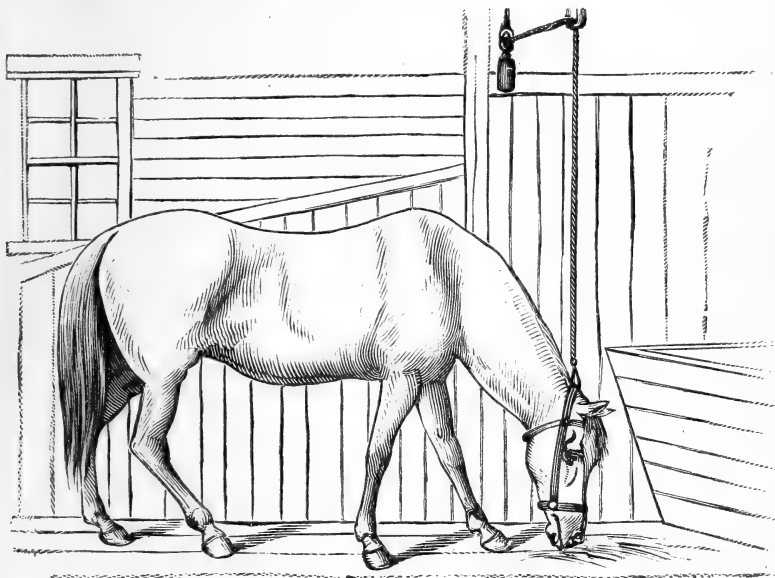


Answer. Sew a piece of leather about five inches square on each side of the halter, letting it come down even with his mouth; when he reaches down to grab the blanket he will have to chew the leather.

Question. How would you keep a horse from getting cast in the stall?

Answer. Put on the horse a halter; sew a ring in the halter over the horse's head; on top of the stall drive a staple and ring; at the side of the stall drive another staple and ring, take a rope ten feet long with a driving snap threaded into one end of it; feed your horse from the floor with a manger of oats. When


your horse's head is down, snap this rope into the ring on top of the halter and pass up through ring over his head, through ring on side of the stall and hang a weight there; that will take up the slack of the rope the moment that he raises his head. Hitch him in this way only; he cannot roll over or get cast in the stall, as you will see it is impossible for him to turn his head around.



Question. What do you think of grooming a horse?

Answer. When you are grooming a horse you must remember that horses are like people, some have a very thin skin and are very tender. One-half of the grooms of to-day when using their curry-combs and brush, bear on with the curry-comb as hard as possible, the result is that a thin skinned horse cannot and will not stand it. I have seen many high-bred horses, trotters and runners that have been made vicious biters and strikers, caused by ignorant grooming. Now when you find a horse that has a very thin skin run the curry-comb over him light and easy and soft as possible, getting most of the dust out with a good brush,

using directly after the brush straw, and rub him thoroughly with it; then use a rubbing cloth, which will put on a polish. One of the best methods for cleaning and caring for a horse that has been driven fast and comes into the stable very warm, is to take a meal sack, turn it wrong side out with meal all over it, rub this meal right into the hair, rub him as near dry as possible, put the blanket on him as soon as he is dry, then you can use the curry-comb and brush and clean the horse as usual; this will leave him in fine condition. The meal will make the horse's hair glossy and shine like a blackened boot.



A horse should be cleaned but once a day, and this should be at night, after he has done his day's work; in the morning merely straighten his coat and clean off what dirt may have collected in the stall during the night. My reason for giving a horse a thorough cleaning at night is the same that you would do yourself after a hard day's work; taking a good wash and general cleaning up refreshes you wonderfully.

What is good for man is good for the horse ; they need the same care and treatment. This method, you must understand, I mean for work horses.

Question. How do you teach a horse to back ?

Answer. Put on the "Gleason Bridle," drawing the strap in your right hand, and stand at the horse's shoulder ; press your left hand upon his neck ; use the words "back, sir," and pull the strap at the same time. This will give the horse a severe jerk in the mouth and he will back four or five inches. The moment that he does so caress him and teach him that he has done right. Then repeat the lesson again and again, until shortly the horse will back any distance for you at the word of command. Some colts will be very stubborn and fight you for five or ten minutes ; but keep at them, always having plenty of patience, and at last you will gain your point.

Question. What do you think of biting a colt ?

Answer. If nature has not designed the colt to have a high head and carriage no art of man can alter it, and the old fashion of strapping up the neck in an unnatural position and leaving it there for hours, in nine cases out of ten, results in a heavy headed lugger on the bit. I do not believe or endorse the working of the old-fashioned biting reins. I simply use the Gleason Bridle, teaching the colt to turn his head quickly to the right and left, stopping at the word "whoa." I then take and put on an ordinary open bridle and straight bar bit, teaching him to guide by line quickly and easily ; working in this way with a colt for three or four days, then you can put on the check rein and check him up to his natural position. The next day you can check him a little higher, and the next day a little higher yet ; then you understand that the horse generally elevates his head, works pleasantly upon the bit, and you are not getting him mad nor breaking down his constitution by forcing and straining him with the old-fashioned biting reins.


Question. How do you make your single riding bridle?

Answer. Take strap eight feet long; place the middle of this strap on top of your horse's head, carry it down the side of his face, placing each strap through his mouth, bringing the ends up to the back, and the riding bridle is complete.

This bridle is simple and useful, handy to ride a horse to pasture, or to exercise horses with.

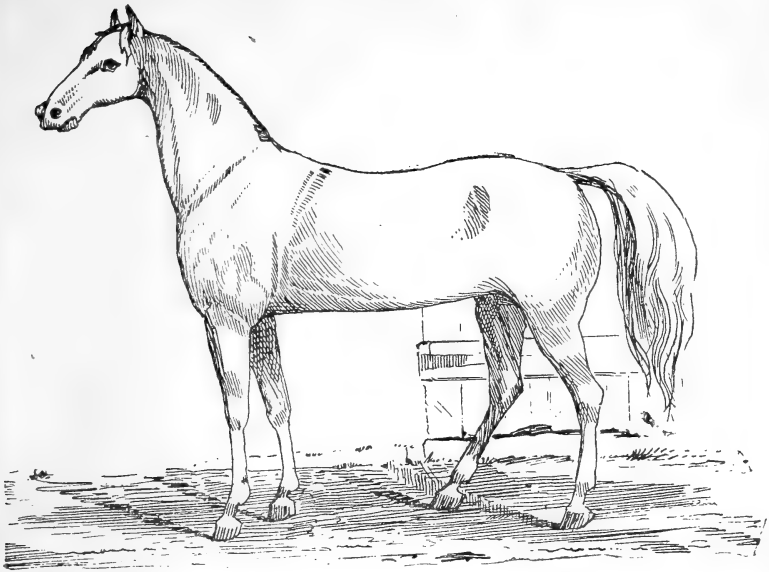
Question. How do you teach a horse to lie down at the word of command?

Answer. Take him out into a field or nice soft place and throw him twelve or thirteen times, using the words "lie down," plain and distinct. After you throw him, let him lie quietly for about five minutes; caress him; feed him an apple. Do not make your lessons over an hour long. The third day, by taking a little riding-whip and touching him on the knees, using the command "lie down," he will obey you quickly.




Gleason's Simple Riding Bridle.

In order to make this bridle, take a piece of strap nine feet long, place the middle of it over the top of the horse's head, bringing it down over the cheeks, pass through the mouth from each side, bring the ends up and use as reins. This is very simple and will often be found very useful to the farmer.



A Gentleman's Road Horse.



A Good General Business Horse.

Question. How would you educate a horse not to be afraid of fire-arms or gunpowder ?

Answer. Throw him and hold him down, taking a revolver loaded with blank cartridges, fire it off in the air. If he makes a move to get up make him lie down by pulling the strap ; repeat this and make the lesson thirty or forty minutes. The next day give him another lesson and in three days you have taught your horse so that he will pay no attention to the report of a gun. The theory of this is very simple. All that you have got to do is to convince a horse that you are his friend and he is not going to be harmed.

Question. How would you educate a horse not to be afraid of buffalo robes, blankets, etc.?

Answer. Take the Gleason Bridle and put on to his head, holding the strap in your right hand ; take the buffalo robe or blanket and hold up to the horse's nostrils ; let him smell of it ; at first he will make a desperate attempt to get away from you ; as he does, you pull upon the bridle, using the words "stand, sir ;" then let him smell of them again, and every time that he makes an attempt to get away from it tighten upon the bridle, and always talk to your horse, using the words "stand still, that will not hurt you," or any other words that you may think proper. Repeat these lessons three or four times, throwing the robe over his head, making him walk over it, and teach him that you are his friend and protector. In a short time he will gain confidence in you, and whatever you ask him to do he will be willing to perform.

Question. How would you break a horse from biting in the stall ?

Answer. Use the Gleason Bridle, having the long strap hang over the side of the stall where you can reach it handy, and when you go in by the side of the horse, if he makes any attempt to kick at you, strike or bite, give him a severe pull upon this strap, at the same time using the words "take care, take care, sir."

This bridle is very valuable for teaching horses to follow you. Take hold of the strap with your left hand, stand directly in front of your horse, taking a buggy whip in your right hand; you crack the whip and say "come here," at the same time pulling the rope. Keep practicing this on the horse for 20 or




Showing Double Safety Strap on Off Horse in Double Team. Used in Driving a Bolter or Plunger or any General Mean Horse in Double Harness.

30 minutes; he will soon understand that when you crack the whip that it means for him to come to you. As soon as he comes to you pat him or caress him, feed him an apple, and after you have given him two or three lessons you can call him from almost any distance by the crack of the whip.

Question. What do you think of clipping horses?

Answer. For driving horses who have a thick coat of very long hair, I would recommend clipping, for in such cases the horse can be much more easily taken care of, and really, I think he is benefited by it. But, in all cases, when you remove nature's covering you must substitute another, in the way of warm



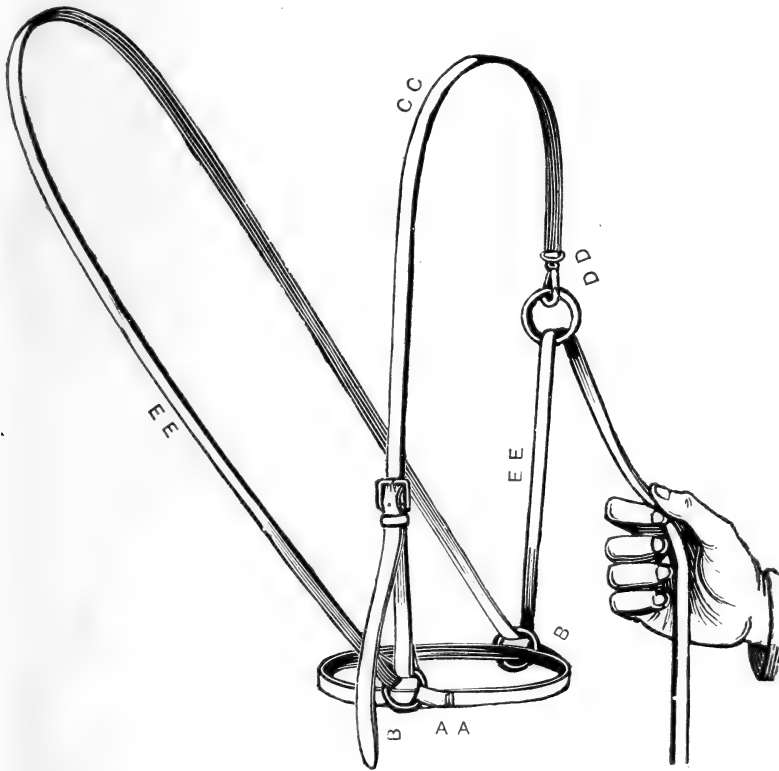
blankets, &c. When a horse's coat of long, thick hair is allowed to remain as nature has calculated it, as a protection from the cold, storms and rigors of winter, when taken out and speeded the perspiration arising from his body causes his hair to become thoroughly saturated, and then when he comes to stand still, it becomes cold and consequently chills the horse through, and not only makes him very uncomfortable, but he is quite liable to take cold and have inflammation of the lungs, "epizootic," &c. Whereas, if this coat of thick and long matting of hair, which gets so sour when it becomes wet, and, as all horsemen know, always retains the dust and excrements of the horse's body, is removed and proper care is taken of covering him, his coat can be kept looking so much nicer and with less labor, and the horse's skin will be in a more healthy condition. The same rule will apply to work horses, if they can have the same care.

The question is often asked me if I approve of clipping the fetlock. I answer, Yes, on driving horses only. All team horses and heavy draft horses should be left their natural fetlocks. After driving your horse in muddy weather, let the mud dry on

his feet and legs. Then clean it off with a brush. Do not wash your horse upon coming in from a muddy drive. By following my instructions in this particular you will prevent scratches, greased heels and many other disagreeable diseases of the leg.

The Celebrated "Gleason Bridle."

For training and handling horses of all vicious habits, no ropes or cords to lacerate the mouth is recommended by me.



Having up to this time, during my professional career' used ropes in lieu of straps, for my Bonaparte and Eureka bridles, I now

abandon the rope entirely on many accounts and have made and patented a bridle constructed of leather and iron rings of which the preceding engraving is an exact illustration, and is described as follows:


A A is a mouth piece or loop for the lower jaw of the horse to pass through, leaving upper part of loop in horse's mouth and lower part under his jaw. The part of loop in the mouth is round to guard against a possibility of lacerating the tongue or mouth of the horse.

B B is an iron ring, one inch in diameter, each side of the mouth, sewed into loop A A.

C C is a strap three feet long, that passes directly over the head close to the ears, with a buckle so as to take it up or let it out to suit the horse's head you are going to handle.

D D is a solid, heavy iron ring, one and one-half inches in diameter, sewed on strongly to strap C C, and is used for strap E E to pass through.


E E is a half-inch strap of leather, fifteen feet long, one end of which is sewed into ring B B on the off side of the horse's head. This strap is then passed over his neck to his withers, is then brought down through ring B B, on near side, then up through ring D D, then brought down through ring B B.; the long end of strap E E is held in the right hand, this gives a man power to control a vicious horse who is afraid of buffalo robes and umbrellas, to lead a horse up to steam or anything he is afraid of, also to control or handle any vicious horse, as the bearing comes directly on the horse's neck by the strap E E and pressure upon the brain by the strap C C. The entire bridle consists of three pieces.



Bridle Displayed upon the Horse's Head and Ready for Operation.

This bridle will be known as the "Gleason Bridle," and used by him in handling all wild and vicious horses.

When you pull upon the long strap, you will find the horse will quickly follow you, and can be made to stop at the word "whoa!" or obey any command you may give him, and there is no danger of making his mouth sore.




Several Forms of Using Bridle with Strap run down through Ring on Mouthpiece.

When used as in engraving above, is for training horses to be familiar with buffalo robes, umbrellas, drums, paper, steam and all other objects. In presenting an umbrella to your horse, take it in your left hand and the long strap in your right hand, letting the horse smell of the umbrella, then opening it and letting him look

into it, then holding it over his head, then raising it and lowering it, and alternately doing this until he is used to it. Then you can open and shut it without his making any move or seeming to notice it, and by being thorough in handling him with all objects he is afraid of, he will soon become familiar with them all.


The owner of one of these books has the right to have manufactured one of these bridles for his own use, but not the right to sell or manufacture for sale, as they will be furnished to any person in want of one upon an order sent to my headquarters.



Prof. O. R. Gleason's Wonderful Eureka Bridle.

To make this bridle, take a small piece of rope ten feet long, tie it round the animal's neck in a slip knot, then bring the rope down through his mouth on the off side, then pass the rope back through the cord that you have tied around the horse's neck. Now pull down upon the rope snugly, then pass rope over his head, close to his ears, then bring rope down on the off side of his face through his mouth, then pass the rope back and tie into the rope around his neck. This bridle is to be used to make a horse stand to be shod, harnessed, saddled, clipped, sore eyes treated, sore back treated; it is also used to make horses familiar with buffalo robes, umbrellas, paper, blankets.

To accomplish this work and expedite matters, first let him smell of the object, then present them to him in any way you may choose, being careful not to inflict pain.




Prof. O. R. Gleason's Famous Bonaparte Bridle used by Him since 1875.

The above engraving shows the bridle in backward actions for teaching a horse to back and stop at word of command. This is a cord fifteen feet in length, with a stationary loop tied at one end just large enough to slip over the horse's lower jaw. Put it on the horse's lower jaw; bring it over the middle of the neck from the off side; pass downward through the loop on near side; bring up the lower corner of cheek-bone on near side; hold there with right thumb, pass the slack through mouth from near side; bring over neck just behind ears from off side; then through loop held by thumb. Don't fasten. Hold the long end in your right hand and take it back, and you then have a most powerful bridle which will effectually stop any horse, no matter how unruly or vicious, by merely giving it a sharp jerk, and saying "take care" when the horse tries to kick. To make a horse come to you at word, stand off eight feet with this cord in your hand, and say "come here," at the same time giving

the cord a strong pull, which you will find will draw the animal very quickly. Step to the other side of the horse and repeat again and again for about ten minutes. Every time he obeys, caress him, and in a very short time you will have a horse that will watch you as closely and follow you as well as your dog. This bridle can be also used for animals afraid of bicycles, etc., and liable to run away.

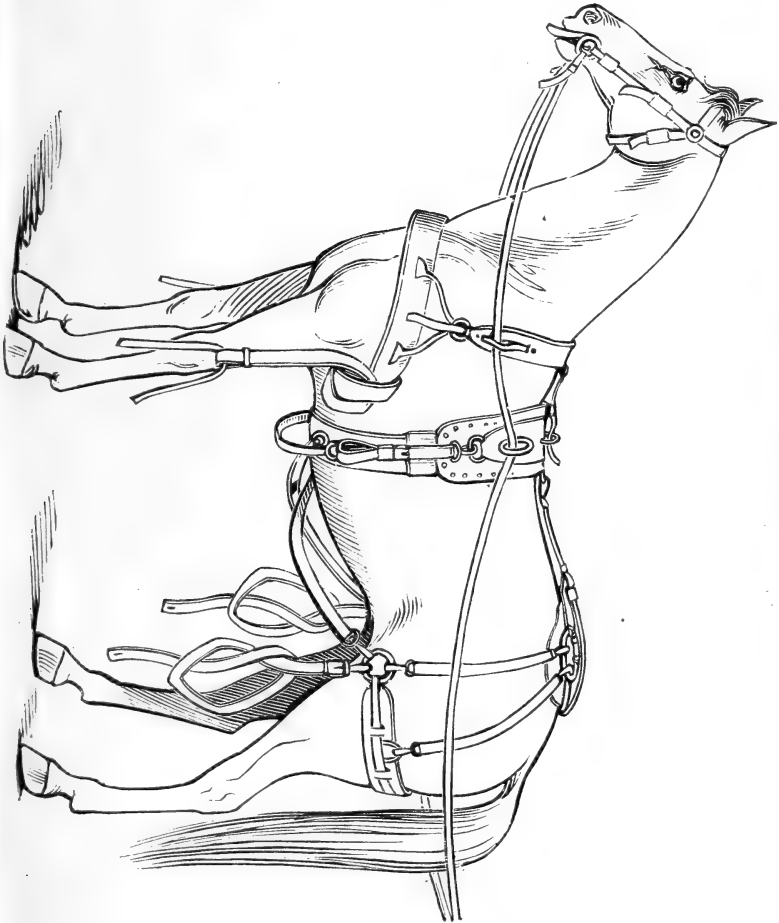
This bridle may also be used to break a horse afraid of umbrellas or buffalo robes, as follows: Place on the horse the bridle as seen in engraving. Present the umbrella or buffalo robe, allowing him to smell of it; then rub it across his nose and head; open it gently, at the same time allow him to smell of it several times; work gently till he becomes reconciled to it, and in a few lessons you will be able to use the umbrella in any place around him.



This Shows the Forward Action of Gleason's Bonaparte Bridle.

To be used as represented in above illustration when teaching a horse to come to you quickly. Take the cord in the left hand and your whip in the right hand, standing directly in front of the animal. Now pull the cord and strike him lightly with the whip around the hind legs, and say "come here," and when he obeys your command pat him gently on the neck, and repeat this as often as is

necessary, to make him thoroughly understand what you want. I want it distinctly understood, that I do not approve of the use of ropes in handling horses, and have only mentioned them in some of my descriptions of how to handle them for the convenience of the farmer, when they have no other opportunity of getting the straps which are always preferred. (See engraving of my new leather bridle.)



The "O. R. Gleason Break Harness." Patent applied for.

The Gleason Break Harness in Parts.

PATENT APPLIED FOR.



Breeching and Back Strap.



Surcingle and Back Pad.



Patent Bridle and Bit.




Belly and Hold-back Straps.



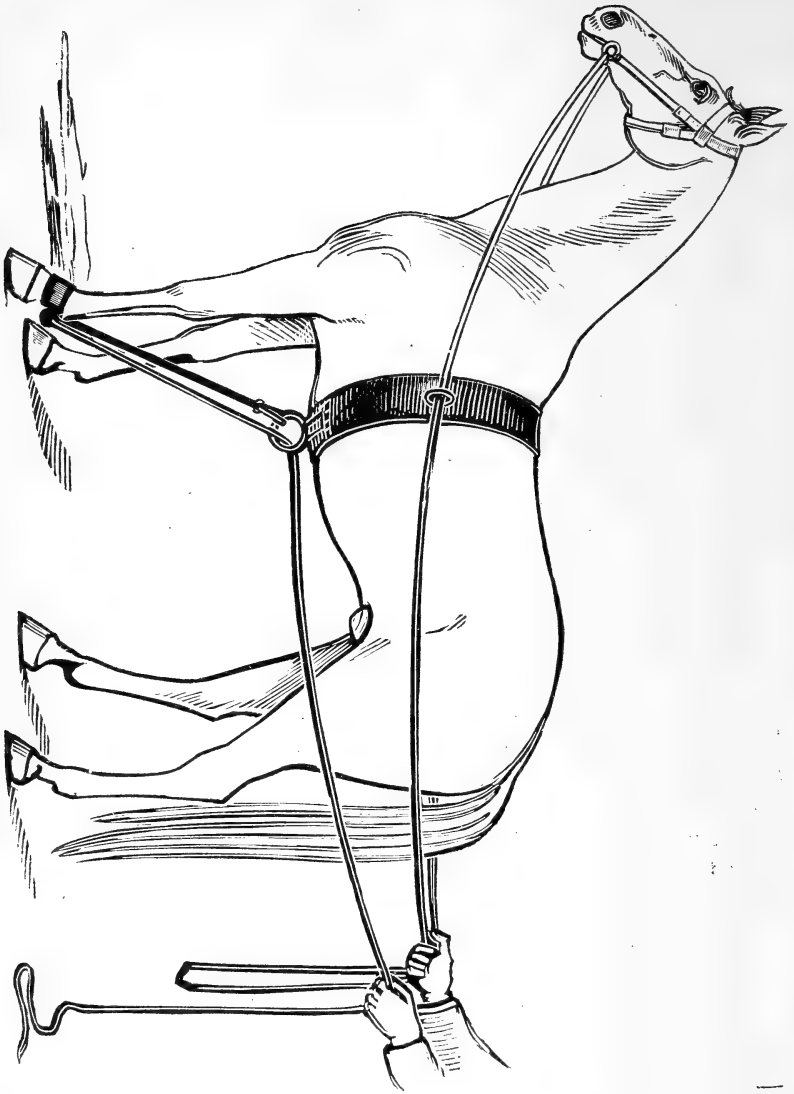
Breast Collar.

In describing the Break Harness, I will say it is so constructed that it can be put on in parts or taken off in parts. It can be used with back-strap and crupper, taken off also with breeching. The safety rope can also be applied when using this harness without interfering in the least with each other. The reader can see by the illustration on page 187 that it is put together with snaps. Any of my readers wanting such harness I will furnish them with one set complete for \$25. Or to any person owning one of my books I will grant the right for them to get one made for his own use, but not to sell or cause to be sold.




The above engraving is a fac simile of my famous "Break Wagon," by which the reader will readily see the fore wheels can turn right under the seat, there being no reach to obstruct their passage, permitting me to make very short turns, which is necessary, as my exhibitions are given upon theatrical stages often, and want of room in such cases caused me to originate the above wagon. It is so constructed that it can be taken apart and packed in trunks and thus transported over the country. It is very complete in all its points, and I have applied for a patent on it. I have handled over two thousand head of vicious horses with it, and it is still sound. It cost me \$500 dollars to get it manufactured.

Any of my readers wanting such a wagon can obtain it through me.



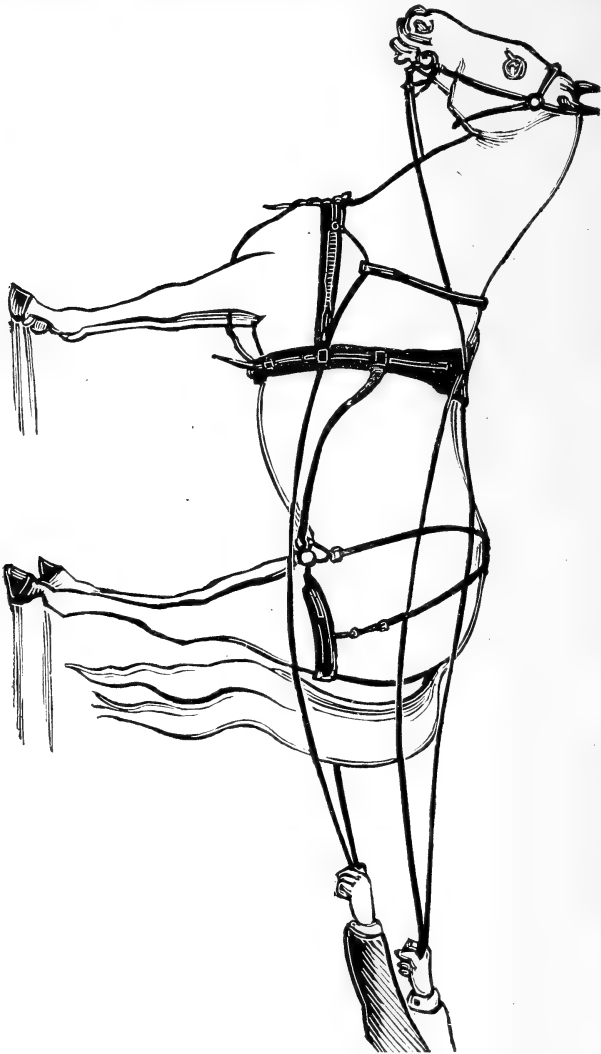
The above engraving illustrates the use of my single foot-strap, which, the reader will readily see, gives the driver a double purchase

on the horse's foot and is quickly explained. The end being snapped into large iron ring, which is sewed strongly to the surcingle under the horse's belly, passed through the ring attached to strap at the fetlock joint, and back through the ring in surcingle. Taking end of strap in left hand, you can break a horse of the following habits: from rearing in the air, bolting off sideways, teach him the word "whoa," etc., etc.




The above engraving illustrates the use of my guy line, used for starting balky horses and teaching colts to turn to the right or left. A man stands directly in front or to the right or left, as the case may be, and is controlled wholly by the driver, who sits in the wagon and whose commands he must listen to and strictly obey, so that the working of both men may be in unison, and by giving the horse


short lessons, not more than an hour's length per day for say two or three days, the horse will become thoroughly broke and subdued. It will also be found very useful in handling a horse who is stubborn and wants to go on one street while you desire to go another.



The engraving opposite illustrates the manner of educating a colt to pull in the harness by taking hold of the traces in the left hand and pulling gently back on them while he moves forward, getting him used to the pressure of the collar on his breast. After which he may be hitched to a two-wheeled vehicle, and taking care in giving the first lessons to select some level ground for the work, and make no false motions, never lie to him or deceive him. I condemn all biting harness. It is certainly cruelty to animals to use them. It is a mistaken idea of any man to entertain to presume he can change the form or frame of a horse that was made by Dame Nature's own handiwork.



The above engraving illustrates a soldier shooting off his gun over the horse's back, and when giving the horse his first lesson in this part of his education, use the Gleason Bridle, and you always have your horse under control, for when he steps or moves while you are discharging your weapon, by simply tightening up on the rope or strap and commanding him to stand, he will become accustomed to it, so that he will soon pay no attention to the report. Give him two lessons a day for one week, and you will soon have an animal that you can discharge a cannon over his back and he will take no notice of it.




The above engraving illustrates the manner of branding a horse, showing where the brand should be placed, and which should be regulated by a law of the United States. Parties owning ranches where branding is necessary, should brand the horse on the left hind foot, and that brand should be registered. I recommend that the United States Government adopt this method in branding its horses.

Question. How would you handle a wild mustang ?

Answer. In handling a wild mustang or any wild vicious horse, many times they are so dangerous that it is impossible to approach them with safety. I will lay down a rule to handle a wild and vicious mustang or western bronco. Take a half-inch rope fifty feet long, make a slip noose in one end of it, lay this on the ground, making a large loop about three and one-half feet across it, then lead the bronco into it, his front feet standing in the loop, as seen in the above engraving. The moment that he gets into the rope pull the rope, which will bring his two front limbs together; you pull to the left and the man that has hold of the bronco or mustang pull to the right; you will at once bring him to his back, as seen in the following engraving. Now you can take the mustang and put on my double safety strap and the driving bridle and handle him the same as I have laid down for handling any

vicious animal, kickers or runaways. In working mustangs, let me say that you must work them slow and easy; their lessons should not be over thirty minutes' long. Repeat them twice a day and in one week the mustang is ready to drive. In working this animal always use a great deal of judgment and plenty of patience; never




show your temper; whatever they do is not because they are vicious, but because they are afraid that you are going to hurt them, and they are of a wild nature. They can be easily brought under control by kind and gentle treatment.

The following cut is to illustrate to the reader the position of man and horse, with the animal's fore feet in the lariat loop; you should now pull the rope quickly, and you should step to the right, while your assistant, who is holding the halter strap, steps to the left, and



the engraving below will show the horse as thrown. The man who holds the halter strap quickly passes down the horse's back to his hips and pulls the horse's head to his shoulder, thereby preventing



him from getting up. Now put on your driving bridle, surcingle and safety strap. Commence the training by letting him get up and handling him the same as a runaway, kicker or colt.

Will You Answer these Questions ?

Can a cribbing horse be cured? No.

Can ringbones be cured? No.

Can spavins be cured? Not after they have become seated.

Can heaves be cured? No.

Can shoe boils be cured? No.

Can blindness be cured? No.

Can nervicular lameness be cured? Not after long standing.

Can splints be cured? No.

Do you approve of condition powder? Yes, if made fresh every spring from receipts given in my book. Condition powders that lie in stores for five or ten years are not very valuable. The strength of the medicine must be gone. I would advise all horse owners not to waste their money in buying such trash.

Can contracted feet be cured? No.

Can sprung knees be cured? No.

Can curb be cured? No.

Can bog spavin be cured? No.

Can a meaner be cured? No.

Can a corn from long standing be cured? No.

Question. How would you break a yoke of steers and a kicking cow?

Answer. First get your steer into a room or small yard, so that he can not run from you; then approach him slowly, and if he runs

do not be in a hurry, but wait until he gets to the end of the room or yard; then approach him slowly, as before. A steer may run from you in this way several times; but do not try and stop him with your whip, or force him to think that he will be at all injured, until he will stand and suffer you to approach him. As soon as this is accomplished gently tie a rope around his body near the shoulders, rather loosely. Then take another strap or rope, and gently fasten one end to the near fore foot; then pass the other end over the rope or surcingle, beneath the body. This rope should be sufficiently long to allow him to run to the end of the yard without your moving, at the same time you holding the rope sufficiently firm to compel him to move on three legs. Then approach him again quietly, and so continue until he will allow you to approach and handle him as you please. Now take a short hold of the strap with your left hand, your whip in the right, which pass over his shoulders, and quietly touch him on the off-side of the head, at the same time saying, "haw," and continue this until he moves his head a little toward you. They understand what you require of them while yoked together.

If your steers have learned to run away from you, which is a common result of the ordinary method of training, put on the rope and strap to the foot. If hitched to a wagon or sled, let your man hold the foot-strap, which runs back between the steers, and the moment they attempt to run away he pulls up their feet, while you whip them over the head, which will stop them immediately and in a short time break up the habit.

Kicking Cows.

It is natural for the cow to stand while being milked, consequently the heifer knows nothing about kicking until hurt or frightened into it. The lesson in regard to heifers is therefore perfectly plain. Be careful and not hurt or frighten them. If by accident you should, and they kick, do not punish them for it. Kindness and gentle handling is the only remedy. If your cow kicks, let your reasoning for the cause be based upon the principle that she never kicked until she was injured, and the remedy will at once suggest itself. No cow was ever broken of kicking by striking with the stool or other

weapon. This practice only puts the cow on her guard, and as you come near her with the stool she uses nature's defense and kicks. Handle her gently. If she walks off or kicks, pay no attention to it, using no loud words or blows. If her teats are sore, she is quite liable to do either; and you must have patience till they are healed. In our experience we have never found a confirmed kicker in a yard where kindness was a characteristic of the family who handled the dairy. On the contrary, we have found plenty of them where quarreling, loud words, and general bad temper prevailed.

Ladies' Equestrian Horsemanship.

The saddlery for the use of the ladies is similar in principle to that devoted to gentlemen's riding, with the exception that the bits and reins of the bridle are lighter and more ornamental and the saddle furnished with crutches for side riding; the reins are narrower than those used by the gentlemen, but otherwise the same. The saddle should be carefully fitted to the horse and there should always be a third crutch, the use of which will hereafter be explained. There is an extra leather girth, which keeps the flaps of the saddle in their places. The stirrup may be either like a man's with a lining of leather or velvet, or it may be a slipper, which is safer and also easier to the foot. The lady's whip is a light affair, but as her horse ought seldom to require punishment, it is carried more to threaten than to give punishment. A spur may be added for a lady's use; it is sometimes needful for the purpose of giving a stimulus at the right moment. If used, it is buckled on to the boot, and a small opening is made in the habit with a string attached to the inside, which is then tied around the ankle, and thus keep the spur always projecting beyond the folds of the habit. A nose martingale is generally added for ornament; but no horse which throws his head up is fit for ladies' use. The lady's horse ought to be a most perfect goer, instead of being, as it often is, a stupid brute, fit only for a dray.

Many men think that any horse gifted with a neat outline will carry a lady; but it is a great mistake; and if the ladies themselves had the choice of horses they would soon decide to the contrary. The only thing in their favor, in choosing a lady's horse,

is that the weight to be carried is generally light, and therefore a horse calculated to carry them is seldom fit to mount a man, because the weight of the male sex is generally so much above that of an equestrian lady. Few of this sex who ride are above one hundred and thirty pounds, and most are below that weight. But in point of soundness, action, mouth and temper, the lady's horse should be unimpeachable. A gentleman's horse may be good yet wholly unable to canter and so formed that he cannot be taught; he, therefore, is unsuited to a lady; but, on the other hand, every lady's horse should do all his paces well. Many ladies, it is true, never trot; but they should not be furnished with the excuse that they cannot because their horses will not. In size, the lady's horse should be about fifteen hands or from fourteen and a half to fifteen and a half; less than this allows the habit to trail in the dirt, and more, makes the horse too lofty and unwieldy for a lady's use. In breaking a lady's horse, if he is of good temper and fine mouth, little need be done to make him canter easily, and with the right leg foremost. This is necessary, because the other leg is uncomfortable to the rider from her side position on the saddle. The breaker, therefore, should adopt the means elsewhere described, and persevere until the horse is quite accustomed to the pace, and habitually starts off with the right leg. He should also bend him thoroughly, so as to make him canter well on his hind legs and not with the disturbed action which one so often sees. The curb must be used for this purpose, but without bearing too strongly upon it. The horse must be brought to his pace by fine handling rather than by force, and by occasional pressure, which he will yield to and play with if allowed, rather than by a dead pull. In this way, by taking advantage of every inch yielded, and yet not going too far, the head is gradually brought in and the hind legs as gradually are thrust forward, so as instinctively to steady the mouth and prevent the pressure which is feared. When this "sitting on the haunches" is accomplished, a horse cloth may be strapped on the near side of the saddle to accustom him to the flapping of the habit; but I have always found in an ordinary good tempered horse, that, if the paces and mouth were all perfect, the habit is sure to be borne.

It is a kind of excuse which gentlemen are too apt to make that their horses have never carried a lady; but if they carry a

gentleman quietly they will always carry a lady in the same style, though they may not perhaps be suitable to her seat or hand. The directions for holding the reins, and for their use, elsewhere given, apply equally well to ladies, the only difference being that the knee prevents the hand being lowered to the pommel of the saddle. This is one reason why the neck requires to be more bent for the gentleman's use, because, if it is straight, or at all ewe-necked, the hands being high raise the head into the air and make the horse more of a "star-gazer" than he otherwise would be. Many ladies hold the reins as in driving. It is in some respects better, because it allows the hand to be lower than the gentleman's mode, and the ends of the reins fall better over the habit. In mounting, the horse is held steadily, as for a gentleman's use, taking care to keep him well up to the place where the lady stands, from which he is very apt to slide away. The gentleman assistant then places his right hand on his right knee, or a little below it, and receives the lady's left foot. Previously to this she should have taken the rein in her right hand, which is placed on the middle crutch, then, with her left hand on the gentleman's shoulder and her foot in his hand, she makes a spring from the ground and immediately stiffens her left leg, using his hand, steadied by his knee, as a second foundation for a spring, and then she is easily lifted to her seat by the hand following, and finishing her spring with what little force is required. As she rises the hand still keeps hold of the crutch, which throws the body sideways on the saddle, and then she lifts her right knee over the middle crutch. After this she lifts herself up from the saddle, and the gentleman draws her habit from under her until smooth, he then places her left foot in the stirrup, including with it a fold of her habit, and she is firmly seated, and should take her reins and use them as directed for the gentleman. The great mistake which is constantly made in mounting is in the use of the lady's knee, which should be carefully straightened the moment it can be effected, for if kept bent it requires a great power to lift a lady into the saddle, whereas, with a good spring and a straight knee, she ought to weigh but a few pounds in the hand. The lady's seat is very commonly supposed to be a weak one, and to depend entirely upon balance; but this is the greatest possible mistake, and there can be no doubt, from what is seen in private as well as in

the circus, that it requires as great an effort of the horse to dislodge a good female rider as to produce the same effect upon a gentleman. Even with the old single crutch there was a good hold with the leg, but now that the third is added, the grip is really a firm one. When this is not used the crutch is laid hold of by the right leg and pinched between the calf of the leg and the thigh, so as to afford a firm and steady hold for the whole body, especially when aided by the stirrups. But this latter support merely preserves the balance, and is useful also in trotting. It does not at all give a firm, steady seat, though it adds to one already obtained by the knee. When two crutches are used, the leg is brought back so far as to grasp the crutch as before, but between the two knees the two crutches are firmly laid hold of, the upper one being under the right knee and the lower one above the left. The right knee hooked over the crutch keeps the body from slipping backwards, while the left keeps it from a forward motion, and thus the proper position is maintained. In all cases the right foot should be kept back and the point of the toe should scarcely be visible. These points should be carefully kept in view by all lady riders, and they should learn as soon as possible to steady themselves by the grasp of the crutches without reference to the stirrup-iron. In spite of her side seat, the body should be square to the front, with the elbow easily bent and preserved in its proper position by the same precaution. The whip is generally held in the right hand, with the lash pointing forward and towards the left, and by this position it may be used on any part of the horse's body by reaching over to the left and cutting before or behind the saddle, or, with great ease, on the right side. Its use may, therefore, in all cases be substituted for the pressure of the leg in the description of the modes of effecting the change of leg, turning to the left or right, or leading with either leg. With this substitution, and with the caution against all violent attempts at coercion, which are better carried out by the fine hand and delicate tact of the lady, all the feats which man can perform may well be imitated by her. In dismounting, the horse is brought to a dead stop, and his head held by an assistant. The lady then turns her knee back again from the position between the outside crutch, takes her foot out of the stirrup, and sits completely sideways. She then puts her left hand on the

gentleman's shoulder, who places his right arm around her waist and lightly assists her to the ground.

My Idea as to the Proper Methods to Pursue in Regulating and Managing a Government Farm.

The United States Government owns ten thousand horses and five thousand mules, the great majority of which are in the West on the frontier. This stock is renewed each year at a cost of thousands of dollars. They buy hundreds of horses every year, of these the greater part are "broncos," or Western bred horses. These horses cost the government an average of one hundred and eighteen dollars each, and are only saddle broken, which means that they have been ridden two or possibly three times each by a "bronco-buster." These same horses can be bought at an average price of forty-five dollars per head, wild.

What the government needs, and badly needs, is a government farm. This should be an immense ranch, conveniently located on the frontier, where there would be an extensive range, fertile soil and at a point where it would be protected from the extremes of heat and cold. It should be made to effect a three-fold purpose. 1. The breeding of horses adapted to the uses of the army. 2. The training and education of such horses. 3. To provide a hospital and recuperating station for government horses.

1. It is an unquestioned fact that the horses yearly bought for the army are poorly suited to its needs. They are scrub-bred, crosses mostly from heavy draft stallions upon the light Indian pony, and and while the product are good sized horses, they are lacking in many of the essential qualities of a war horse.

The government needs three distinct styles of horses, and these it cannot obtain in any other way than by breeding them. We want a cavalry horse, fleet, nery, powerful—the English hunter is probably the best type of horse for this purpose. We want artillery horses, horses that can hurry the heavy guns forward in battle. They should be short-limbed and close jointed, combined with strength and endurance—such horses as we try to buy for our fire engines. We want short-legged, powerful animals, for heavy hauling.

As private citizens we have learned to some trifling extent the necessity of breeding horses for special purposes. Trotters don't emanate from dung-hills, nor do running horses spring up unsought from the farm or plain. These horses are bred for the especial purpose of getting speed out of them, and men spend their life in the selection and breeding of horses for speed. The government, however, which pre-eminently needs the best of horses, horses that it cannot buy from horse breeders, as such horses are not raised here, is content with scrubs from the West and cart horses from the Middle States.

2. There is no training school for government horses. Private citizens who are best informed send their horses to professional horse trainers, that they may have animals able and willing to carry out their every wish. The government allows each soldier to train his own horse by the mere power of force of habit. These soldiers know little or nothing about a horse, and the proper way to handle him, in order to get the most out of him, and often valuable horses are spoiled, or at best but poorly broken to the service for which they are intended. Soldiers are trained and educated by men who have learned the proper method of educating a soldier, but horses upon whose trustworthiness and ability success largely depends, are allowed to go into engagements with the half training that a soldier can give them.

On this government farm there should be built a large training academy, in charge of a thorough horseman, and every horse that leaves the farm for active service should have been trained and educated by this horseman in all respects and as thoroughly as the soldier who is to ride him in battle.

Even if the government should not breed its own horses, the educating school is not only a very valuable adjunct to the army, but would prove a profitable investment. As I have already said, green broncos can be bought at almost one-third what the government pays for them "saddle broken," and such horses could be broken, trained and educated in this training academy at the same cost or but a trifle more, that they could be educated for war after being saddle-broken—this being an immense saving to the government every year.

3. When a horse is out of condition and is condemned by the in-

spector, the government sells it at public sale, and in this manner has sold thousands of really valuable animals that a short rest and proper treatment would have rendered as good for service as ever.

I advocate the establishment on a government farm of a horse hospital, where horses that are condemned can be sent, properly doctored and handled and allowed to recuperate their strength and health. The government has thrown away thousands and thousands of dollars by having no such infirmary in the past, and I feel assured that it will be simply a question of a short time till this scheme approves itself to Congress and the people.

I do not advocate that this government farm should be simply a great Western ranch, but a farm in every sense of the word. Here all the grain and food used on the place should be raised. It should be under the management of a horseman of known and recognized ability, and the hospital should be in charge of the best veterinarians that the country affords.

Not only would this farm enable Uncle Samuel to give to his soldiers the best of saddle horses, the best of artillery animals and to his teamsters strong powerful brutes, but it would be of incalculable benefit to the people at large. The farmers throughout the land have not yet learned the necessity of breeding their horses with care. "A colt's a colt" is still the saying, and to pay out a good price for a stallion fee, is considered in many sections as the height of folly. After a few years of successful operation the surplus from this farm could, if deemed advisable, be sold to the farmers at a reasonable profit to the government; but still at prices which would place the best of animals at the service of farmers, and so do a great deal towards raising the standard of our horses.

I believe that within a very short time Congress will look into the merits of this plan and adopt it, at least in its leading particulars.

Shipping Horses.

We need a law relating to the shipment of horses in cars. It is the shameful practice of nearly all horse shippers to crowd and jam into one car as many horses as they possibly can. Here they stand packed in like sardines in a box, compelled to ride for hundreds of

miles with no chance to rest themselves, crowding and pushing till they are all in a sweat and then allowed to cool off by the winds striking them through the unprotected sides of the car, and without food or water.

Railroad companies should be compelled by law to provide suitable cars for the shipment of horses. These cars should be built so as to protect the horses from the wind, yet thoroughly ventilated. Each horse should have room to rest himself and a place for water and feed.

One reason why most horses that are shipped are in bad condition for a long time, becoming acclimated, horsemen say, is that they catch cold and get themselves out of condition in the transit.

Let Congress look into this matter, order proper modes of shipping horses, and we will see a marked decrease in diseases among horses.

Special to the Farmer.

The necessity for improvement in farm stock to meet the exigencies of close times, of which considerable has been said of late, is one which does not end with cattle, sheep and swine, but includes the horse stock as well. Perhaps the improvement in these other descriptions of stock is of more importance because of their greater numbers, but a great deal can be gained by giving more attention to the character of the horse produced and maintained on the farm. Horses cannot be dispensed with on the farm, and no one makes the attempt, as the major part of the farm work is performed with their help, but the cost of their keep is a heavy burden. Many farmers do not realize this, because the food they consume is produced upon the farm; but inasmuch as if not consumed by them this food could be sold, or something saleable raised in its stead. The support of the horse stock is a very material item of farm expense. On a very large proportion of farms, if not upon the majority, the class of horses maintained is such that practically no return is secured from them beyond the labor they perform. This is a good deal, of course, but it is not enough, for with a better grade of foundation stock and more care in the selection of stallions, the production of horses can be made to contribute very handsomely to farm revenues without

going further in the direction of breeding than the usual force of farm teams will justify. There is a great demand in this country for good horses, and it is so diversified in its character and so wide in its extent, that practically it can never be overdone. The farmer need not be restricted to any one type of horse, and if he has any preferences in the matter they may safely be consulted, since every really good horse finds ready sale. But whatever the type selected the farmer should always breed for stoutness and stamina, with a fair measure of style and a movement and disposition suited to the purpose for which the animal is to be ultimately devoted. And the effort should constantly be made to produce animals for some particular purpose, and stallions patronized with the power to produce just the kind of a horse the farmer desires, avoiding the nondescripts at the "Cross Roads" who throw colts too slow to trot, too light to pull, and without style and character for anything else. We know of many farmers so negligent in this matter as to maintain teams of geldings for farm work. If a farmer wishes and can afford a driving team in which his personal pleasure is a fair compensation for their keep, he has as good a right to such horses as anybody; but as for horses maintained simply for farm purposes, we have often thought that a farmer had full as much use for a plug hat in the harvest field as for a team of geldings at the reaper.

It occurred to me that a few remarks to the farmers of America would be well received.

As regards a very large proportion of the farmers of this country, their farms are so conveniently located that they are enabled to haul to market the products of their farm in the shape of hay, grain, etc., which is done to a great extent. Having been giving daily exhibitions for fifteen years, I have noticed in my travels the great number of farms that were badly run down, the soil fast wearing out, buildings neglected, etc. On inquiry I found that many were heavily mortgaged, and the parties working the land barely making a living; also for years that nearly all the produce from these farms had been sold and consumed away from the farms, and scarcely anything returned to the land in shape of manure or fertilizers, which all land in this country must have in order to keep it productive.

There could of course be but one end to such management as this, the farm would year after year produce less, until it would even-

tually prove worthless, and its owner made poorer and poorer. In my opinion such farms can be brought back to their former productiveness by gradually returning to the soil what has been taken from it in the shape of manure and fertilizers. This will take time, and must of necessity be done slowly by the farmer, that is, year by year, as fast as they are able. I then revolved in my mind that that would be the most practical way of accomplishing this result. One way to do it is by a considerable expenditure of money in buying manures, etc., but as naturally would be the case the parties owning farms in such condition are generally not able to afford such an outlay. Another way, and it strikes me as the best way, is to raise and keep stock on the farms, so as to consume the hay, grain, etc., that they may raise, and thus have manure to put back on your land. This followed up, year by year, your land will begin to increase in productiveness, gradually more stock can be kept, and the farms will in a few years become restored to their former usefulness. Feed the products of your farm to your stock and then realize from sales of your stock. You will realize more in this way and with less labor to yourselves and families, and will be adding to the value of your farms, instead of depreciating them.

The next question that comes up will be what kind of stock will be the most profitable to raise, taking all things into consideration, to accomplish this result, which must be accomplished and cannot be commenced too soon, or the farmers of the country will (many of them) soon be in a condition that they cannot make a living off their farms.

My mind naturally reverts to the Blue Grass region of Kentucky, where the farms are used almost entirely for raising stock, but very little land being cultivated aside from the purpose of raising grain for their stock. Their lands are very rich and strong, their locality has become celebrated as a stock region, and every day their hotels are filled with buyers from different parts of the world, taking their stock away and leaving their money in return. Kentucky has become mainly celebrated for its fine horses, and they are in demand from all over the world. Many states can do as well as Kentucky, and in a few years can make a good start in raising horses, and it strikes me that it would be a move in the right direction, and should be followed up by every farmer. Good horses are always desirable

and saleable and at a good paying price. Many of our farmers do keep stock and they can tell you of its value in keeping up their farms. Large dairies are in existence, some producing butter, some hauling to the cheese factory and others sending their milk to the cities. The making of butter makes a great deal of work on the farm, viz.: care of cows, milking them, then the labor about the house making the butter, caring for cans, etc. Now, every farmer who will take the trouble to figure up the cost of this labor at its market value must know that there is no money in making butter at present prices. Then look at the state of the case, when milk is taken to the factory to be made into cheese. Figure up the cost of keeping a cow one year, your time in caring for cows, milking, hauling to factory, wear and tear of horses, wagons, etc., expense of cans, interest on investment, and tell me if a gross return of twenty-five dollars to thirty dollars per cow on an average will pay you for all this labor, etc. Now, as regards raising horses, which it seems to me will pay the farmer better than any other kind of stock raising, you are wonderfully favored in having access to the very best stallions that can be found anywhere in the broad land, stallions of the very best quality, the highest type and the very best blood lines, whether for the draft, the farm, the coach, road or track purposes.

A colt can be raised to three years of age at about the same price as a steer, the only extra expense in doing so being the service price of a stallion, and this is more than covered by the extra price they will sell for, even at common prices bringing three to five times the value of the steer. Where good mares are bred, the produce will sell for twice or three times the common price, which then makes it very profitable. The brood mare can be used carefully during pregnancy, so that she will earn her keeping. The foal at three years old can be broken to light work about the farm and will earn his living until sold. Many will be sold from weaning time up. If a steer can be raised in this country and sold at from \$50 to \$60, how much more profit is there in raising a foal that at the same age will bring \$150 to \$500, and when an extra good one is raised, the price will run up into the thousands. A farmer in my county with whom I am acquainted breeds one mare every year to one of the best stallions, and he assures me that this one mare is worth more money than the gross income of his whole farm of one hundred acres.

Breed as good a mare as you can afford to own; breed to as good a stallion as you feel that you can afford to use, but always keep in view the general useful qualities of the horse for any work covering good size, fifteen and one-half to sixteen and one-half hands, good strong bone, heavily muscled, good disposition, good appearance, with soundness of parts and well-gaited and high breeding, and you will not go astray. Above all, avoid the use of cheap, low bred country stallions standing at a low fee and dear at that; also horses of unfashionable colors, and those that entail upon their stock white faces and three or four white feet. Such stock is not popular, and if buyers can be got to buy them it will be at a reduced price. A colt from a high bred horse can be raised as cheap as that from a low bred one, but when you come to sell him, the one by the high bred horse will sell for two or three times as much. Buyers appreciate the value of good blood and will pay more for it, because their experience has taught them that it is worth more and will sell more rapidly. Feed your colts liberally and they will well repay you for your liberality by making better horses at three and four years of age than they would if half fed at six years old.

I have presented these thoughts to you as I hastily jotted them down, but I have probably said enough to call your attention to the matter so that you can fully consider it.

What Errors in Feeding will Do, and How to Prevent Diseases of the Digestive Organs.

With very rare exceptions diseases of the digestive organs are results of errors in feeding, and all observations point to the conclusion that in the horse the intestines are more liable to suffer from disease than the stomach. The stomach of a horse is a simple organ, small in comparison to the size of the animal and in contrast with the volume of the intestines. It is but slightly called into action during the digestive process, and, provided the food be properly masticated and incorporated with the salivary secretions, it is arrested for a short time only in the stomach, but is passed onward into the intestinal canal, where the process of digestion is completed. On this account the intestines are more liable to disease. It is also a remark-

able fact that easily digested food, if given over abundantly, is apt to derange the small intestines; whereas food containing much woody fibre, such as over-ripe hay, coarse straw, etc., accumulates in the large intestines and there causes derangement, inflammation and even paralysis of the intestinal muscular tissue. It is also a fact worthy of notice, that if food be given artificially prepared, by boiling or steaming, it is retained in the stomach itself, and if given in too large quantities causes distension, inflammation, paralysis and even rupture. This is accounted for by the circumstance that food imperfectly prepared for intestinal digestion is retained or imprisoned by the action of the pyloric structures, and thus distends the stomach by its bulk or by gases evolved by the process of fermentation, which is apt to ensue.

The food of the horse contains an abundant quantity of starchy materials, and the process by which these are rendered soluble commences in the mouth, not only by their admixture with the salivary secretions, but by a chemical change through which the non-soluble starch is converted into dextrine and grape sugar, and made fit for the action of the intestinal, biliary and gastric secretions, and for absorption by the vessels of the gastric and intestinal walls. For the purpose of performing this process the horse is provided with twenty-four millstones, in the form of molar teeth, which have the power of crushing and triturating the hardest food, and of an extensive system of salivary organs which secrete very actively during the process of mastication, a fluid which effectively blends with and chemically changes the food thus triturated. On this account it is found that when horses are sufficiently but not overly fed with dry food of a proper quantity, the stomach rarely suffers from disease. An error in the diet, however, or a sudden change from one kind of food to another, not only deranges the stomach, but the intestinal canal as well.

From various causes, such as improper food, the process of dentition, diseases of the teeth causing imperfect mastication, ravenous feeding, the presence of other diseases, debility of the stomach itself, resulting from some constitutional predisposition, or from food given at uncertain and rare intervals, a condition of indigestion is induced in the horse. In young animals the same is induced by draughts of cold milk, removal from the dam at too early an age, or

what is commonly the case in some places, compelling the dam to work shortly after the birth of the offspring, and allowing it to suckle at rare intervals and when the dam is heated. In the horse the symptoms of indigestion are loss of appetite, or depravity and capriciousness of it, manifested by the horse eating at irregular intervals, or having a desire to eat filth, with sourness of the mouth and usually increased thirst. The animal soon becomes hide-bound, has a dry, scurfy skin; there is irregularity of the bowels and frequent escape of flatus by the anus. If caused by imperfectly masticated food, such as whole oats or coarse hay, these may be found in the fæces. In addition to the above diagnostic symptoms, there may be a dry cough, or irregularity of the pulse, which may be slower or faster than natural; colicky pains may also be present in some cases, occurring more particularly in an hour or two after the animal has partaken of its food, whilst in others fits of giddiness, and even paralysis, occurs; the latter condition being not seldom seen in cattle, and very often in horses.

In the young animal the above symptoms are more commonly associated with diarrhœa than in the older ones, in which constipation is generally present. The fæces often resemble the color of the food; for example, if the horse is fed on dark colored hay or clover, the fæces will be dark colored also; if, on the contrary, it is fed on oats, the fæces will be light in color; and in the young animal, when fed on milk, it will often resemble it both in color and consistence, mixed, however, with large masses of curdled milk, and often very foetid. It has often been noticed that when indigestion is induced by clover the urine is very dark in color, and deposits a thick, almost brick-colored sediment. This condition of the urine, however, need cause no apprehension, as it is often seen in the clover-fed animal without any disease being present. Indigestion is a fertile source of deposits in the urine, which results from imperfect nutrition of the tissues, or a chemical change in the constituents of the blood-plasma, due to the products being imperfectly prepared or containing some material unfit for healthy nutrition.

In the treatment of indigestion, the cause ought to be carefully inquired into and removed. If due to the process of dentition, the presence of unshed crowns of the temporary teeth irritating and wounding the mouth, or to any irregularity of the dental apparatus,

these must be attended to according to the directions laid down under their several heads. In all instances where such causes are not in operation, even when the cause cannot be traced to the food, it will be necessary to make some alteration in the diet and to examine the various alimentary matters in order to detect the offending one if possible. If the diarrhoea is not excessive and the animal thereby much debilitated, it would be advisable to give a mild aperient or a moderate cathartic. To the young animal a dose of castor oil or linseed oil, to the older a moderate dose of aloes, combined with a vegetable bitter, ginger or gentian. In foals pepsin can be administered, as in all probability the indigestion is due to imperfect secretion of the gastric glands; even in the older animal this is often presumably the case, and more especially when the disorder occurs without apparent cause; the same remedy will prove beneficial. The diet of the animal is also to be carefully conducted, and that pure air, moderate exercise and good grooming are essential to proper digestion. Occurring in the winter, if the horse is thickly covered with hair, clipping will have a beneficial result, restoring the digestion and appetite, which may have been long impaired, notwithstanding remedies, in the course of a few hours.

Distension of the stomach may arise from repletion with solid food, or from the evolution of gases arising from solids or liquids contained within it undergoing the process of fermentation, or disengaged from the gastric walls when the stomach is empty, as occurring in conditions of great prostration. The cause of impaction of the stomach results from the indigestion of food too abundant in quantity, or greedily swallowed and imperfectly masticated. In those parts of the country where the cooking of food for horses is a common custom, it is found that deaths from diseases and lesion of the digestive apparatus are very common. From the reasons that it is necessary for the food to undergo, not only the process of trituration by the teeth, but that it requires to be chemically altered by combination with the saliva, it will be understood that food prepared in any other way, as cooking by boiling and steaming, is unfitted to be acted upon by the stomach, and is consequently retained within it, the animal meanwhile continuing to eat until its walls become distended, paralyzed or even ruptured. Some kinds of food, nutritious in themselves and theoretically calculated to be proper for the

horse, are found practically to be highly dangerous. Wheat, for instance, which is highly nutritious, is considered to be improper food, deranging the stomach, causing purgation, laminitis and death. Barley has a similar effect. When it becomes compulsory to cook the food, it should be given with the greatest caution and in small quantities. Bran in mash or otherwise, musty hay, or too ripe before being cut, barley and green foods, not only induces engorgement, but also undergo fermentation in the stomach, and thus bring on tympanitis.

How Should a Horse be Fed During a Hard March or a Long Drive.

How many times have I seen farmers and horse owners before starting on a visit or a long journey give their horse a big breakfast, saying, "he's got a hard days work before him." About ten o'clock, when he has gone 25 or 30 miles from home, Mr. Horse lies on the side of the road with a good case of acute colic. Cause "good breakfast." Now, I will give you my idea of the way a horse should be fed in order for him to do the work and prevent sickness. Give him a good big supper. This allows his digestive organs all night to perform their functions, and your horse has laid up a reserve for a journey. In the morning give a light breakfast of grain, say four quarts of oats, no hay. Same at noon. Always water your horse after, never before eating. Never drive up to a trough when on the road and let him drink. Use a pail that you may know how much he is drinking. For myself I do not approve of watering a horse more than four times a day when on a journey, early in the morning, again at ten o'clock, again at four and again at night when putting him up for his rest.

When you desire to stop but a short time for dinner, you need not wait until your horse is cool before you feed him. Feed him his grain at once, and as soon as he has eaten he is ready for business. A great many horsemen will tell you that there is danger in feeding a horse when very warm. But it is not so. Understand me correctly, I refer only to instances where you are going to put your horse to work immediately after he has eaten his dinner. When

warm, his stomach is expanded, and your keeping him warm, it remains in that state. On the other hand, if you allow him to stand, the stomach contracts, and the gas from the grain brings on colic.

Taking Care of Horses when Heated.

It is the habit of a great many persons when their horses become heated to cover them with a great heavy blanket. This is wrong. Do not cover your horse for about five minutes, letting him steam. Then put on a light blanket, allow him to stand with this blanket on for half an hour, then remove the light blanket and put on your heavy one. This gives the animal a warm, dry covering, after you have removed the light blanket which is wet from the steam of the horse. Follow these directions and it will prevent your horse from catching cold. I approve of giving the horse a thorough rubbing first, if convenient.

Care of Horses in the Spring of the Year.

Great care should be given the animals during the months of April and May, to prepare them for the warm weather. As soon as the grass starts your horse should be grazed thirty to forty minutes each day, and this as early in the morning as possible. Green grass will physic your horse, purify his blood, and get the grain that he has been eating through the winter months out of his system. At the same time that you are grazing the horse, feed bran mashes and stop feeding grain for a week or ten days, until you get his system in a thoroughly good condition. I would also advise that driving horses with feet that are inclined to contract be walked in the dew every morning through the summer months. This is one of the greatest treatments in the world for softening and expanding the horse's feet. It is much better than all the hoof ointment there is on the market, and it is a great deal cheaper.

In cities where it is not feasible to graze your horse, give him a bucket of green grass cut from the lawn.

Horses.

The number of horses has risen from 4,336,719 in 1850 to 10,357,488 in 1880, a gain of 6,020,769, or more than 143 per cent. in the thirty years. In 1850 Ohio headed the list with 463,397; in 1860, Ohio again, with 623,346; in 1870 Illinois had gone to the front with 853,738, and at the front she remained in 1880 with 1,023,082. It is a curious commentary on the old fear that railways would destroy the market for horses, that their number has most increased where railways have been most developed.

In five of the old slave states the equine population diminished in the thirty years. Alabama fell from 128,001 in 1850 to 113,950 in 1880, a loss of 14,051; Georgia fell from 151,331 to 98,520, a loss of 52,811; Mississippi fell from 115,460 to 112,309, a loss of 3,151; North Carolina fell from 148,693 to 133,686, a loss of 5,007; South Carolina fell from 97,171 to 60,660, a loss of 36,511, and Tennessee fell from 270,636 to 266,119, a loss of 4,517. But in each of these states the gain in mules and asses more than makes up the loss in horses. In these six states there were returned in 1850, horses, 911,292, mules and asses, 309,866, together 1,221,158; and in 1880, horses, 783,244, mules and asses, 705,311, together 1,490,555, a net gain in the two classes taken together of 269,397.

In 1850 there were returned, horses, 4,336,719, mules and asses, 559,331, together 4,896,050, to a population of 23,191,876, or an animal of equine parentage to each 4 3-4 inhabitants. In 1880, horses, 10,357,488, mules and asses, 1,812,808, together 12,170,296 to a population of 50,155,783, or an animal to each 4 1-8 inhabitants, notwithstanding that the miles of railroad had increased in the thirty years from 9,021 in 1850 to 93,671 in 1880.

It would be interesting and instructive to learn the average value of each animal in 1850 and in 1880. Undoubtedly the common horse of to-day is a great deal better animal and will sell for much more money than his predecessor a human generation ago. Probably that increase is one-third to one-half. The deep and widespread interest in running and trotting for their own sakes, as well as the efforts purposely made to improve horse stock, have borne large and gratifying fruit.

Mules and Asses.

The number of these animals, taken by themselves, has risen from 559,331 in 1850 to 1,813,808, in 1880, a gain of 1,253,477, or about 224 per cent. in the thirty years. In 1850 Tennessee headed the list with 75,303; in 1860 Tennessee again with 126,345; in 1870, Missouri with 111,502, and in 1880 Missouri still led with 192,027. Of the states each possessing more than 100,000 mules and their fathers in 1880, Alabama had 121,081; Georgia, 132,078; Illinois, 123,278; Kentucky, 116,153; Mississippi, 129,778; Missouri, as above, 192,027; Tennessee, 173,498, and Texas, 132,447. These eight states own 1,120,340, or nearly two-thirds of the whole. So that the percentage of increase has been greater among mules and asses than among their prouder and more aristocratic brethren, the "straight" horses.

Looking at Rhode Island in the year 1850, one is irresistably tempted to ask: "What was his name?"

TABLE

Showing the number of Horses, and of Mules and Asses in the United States and Territories, according to the Seventh, Eighth, Ninth and Tenth Census; with the area in square miles, and the total population of each State and Territory, according to the Tenth Census.

STATES AND TERRITORIES.	1880.			1870.			1860.			1850.		
	Area in Sq. Miles.	Popula- tion	Horses.	Mules and Asses.	Horses.	Mules and Asses.	Horses.	Mules and Asses.	Horses.	Mules and Asses.	Horses.	Mules and Asses.
Alabama.....	51,540	1,262,505	113,950	121,081	80,770	76,675	127,063	111,687	128,001	59,895		
Arizona.....	112,920	40,440	6,798	891	335	401						
Arkansas.....	53,045	802,525	146,333	87,082	92,013	36,202	140,198	57,358	60,197	11,559		
California.....	155,960	864,694	237,710	28,343	192,273	17,533	160,610	3,681	21,719	1,666		
Colorado.....	103,645	194,327	42,257	2,581	6,446	1,173						
Connecticut.....	4,845	622,700	44,940	539	34,935	190	33,276	82	26,879	49		
Dakota.....	147,700	135,117	41,670	2,703	2,514	225	84	19				
Delaware.....	1,960	146,608	21,933	3,931	16,770	3,584	16,562	2,294	13,852	791		
District of Columbia.....	60	177,624	1,027	68	533	124	641	122	824	57		
Florida.....	54,240	269,493	22,636	9,606	11,902	8,835	13,446	10,910	10,848	5,002		
Georgia.....	58,980	1,542,180	98,329	132,078	81,777	87,426	130,771	101,069	151,331	57,379		
Idaho.....	84,290	32,610	24,300	610	2,151	371						
Illinois.....	56,000	3,077,871	1,023,982	123,273	853,738	85,075	563,736	38,539	257,653	10,573		
Indiana.....	35,910	1,978,301	581,444	51,780	497,883	43,259	520,677	28,893	314,299	6,599		
Iowa.....	35,475	1,624,615	792,322	44,434	433,642	25,485	175,088	5,734	38,536	574		
Kansas.....	81,700	996,096	430,907	64,869	117,786	11,786	20,344	1,496				
Kentucky.....	40,000	1,648,690	372,648	116,153	317,034	99,230	355,704	117,634	315,682	65,609		
Louisiana.....	45,420	939,946	104,428	76,674	59,738	61,338	78,703	91,762	89,514	44,849		
Maine.....	29,895	648,936	87,848	298	71,514	336	60,537	104	41,721	55		
Maryland.....	9,860	934,943	117,796	12,561	89,696	9,830	93,406	9,829	75,684	5,644		
Massachusetts.....	8,040	1,783,085	59,629	243	41,039	103	47,786	108	42,216	34		
Michigan.....	57,430	1,636,937	378,778	5,038	228,302	2,353	136,917	330	58,506	70		
Minnesota.....	79,205	789,773	257,282	9,019	93,011	2,350	17,065	377	860	14		
Mississippi.....	46,340	1,131,597	112,309	129,778	90,221	85,886	117,571	110,723	115,460	54,547		
Missouri.....	68,735	2,168,380	667,776	192,027	493,969	111,502	361,374	80,941	225,319	41,667		
Montana.....	145,310	39,159	35,114	858	5,289	475						

Nebraska.....	76,185	452,402	204,864	19,999	30,511	2,632	4,449	469
Nevada.....	109,740	62,266	32,087	1,258	7,520	990	541	134
New Hampshire.....	9,005	346,991	46,773	87	39,095	37	41,101	10	34,238
New Jersey.....	7,455	1,131,116	86,940	9,267	379,708	8,853	79,707	6,362	63,955
New Mexico.....	122,460	119,565	14,347	9,063	5,083	6,141	10,066	11,291	4,089
New York.....	47,620	5,082,071	610,358	5,072	536,861	4,407	503,725	1,553	5,079
North Carolina.....	48,580	1,399,750	133,686	81,871	102,763	50,684	150,661	51,388	148,693
Ohio.....	40,760	3,198,062	736,478	19,481	609,722	16,065	625,346	7,194	25,259
Oregon.....	94,560	174,768	124,007	2,804	51,702	2,581	36,772	980	3,423
Pennsylvania.....	44,985	4,282,891	533,587	22,914	460,339	18,009	437,654	8,832	8,046
Rhode Island.....	1,085	276,531	9,661	46	7,770	43	7,121	10	359,398
South Carolina.....	30,170	995,377	60,660	67,005	44,105	41,327	81,128	56,456	6,168
Tennessee.....	41,750	1,542,359	266,119	173,498	247,254	102,983	290,882	126,345	97,171
Texas.....	262,290	1,591,749	805,606	132,447	424,504	61,322	325,698	63,324	270,636
Utah.....	82,190	143,963	38,131	2,898	11,008	2,879	4,505	851	76,760
Vermont.....	9,135	332,286	75,215	283	65,015	252	69,071	43	2,429
Virginia.....	40,125	1,512,565	218,858	33,598	152,899	26,903	287,579	41,015	61,057
Washington.....	66,880	75,116	45,848	6,226	11,138	943	4,772	159	218
West Virginia.....	24,645	618,457	126,143	6,226	90,479	2,139	272,403
Wisconsin.....	54,450	1,315,497	352,428	7,136	252,019	4,195	116,180	1,030	30,179
Wyoming.....	97,575	20,789	11,975	671	584	283
States and Territories.....	2,900,170	30,155,783	10,357,488	1,812,808	7,145,370	1,125,415	6,249,174	1,151,148	4,336,719,559,331

Oscar R. Gleason's Original Methods for Detecting Unsoundness in the Horse.

The result of an experience of over fifteen years duration, in which time he has handled over "twenty thousand horses," which, however, may seem incredible to the reader, but the truth of which he can clearly substantiate, and the fact demonstrated on referring to his Journals, giving the owners' names and addresses, the kind of horse and the character of their habits, and the date they were handled by him.

In meeting with so many unsound horses in my journeyings about the United States, I am awakened to the fact that I might enlighten many of my readers by my original methods of detecting all of the unsound points about the horse. In doing this I do not intend to make use of any scientific terms that belong to the veterinary college, but instead of which it will be my aim to use plain matter of fact language, and that which would generally occur in any and every community where people reside who admire and cultivate to improve that noble animal so highly estimated by man. In doing this it is certainly not my object to induce the reader to entertain the idea that I belong to the veterinary school. If, perchance, the reader should entertain the idea let me here disabuse his mind with regard to it. The veterinary college is an institution of a very high order, and one worthy of the patronage of the rising generation, and should receive the encouragement of the whole world.

How to Examine the Horse.

In the first place use your own judgment and do not listen to what your neighbors say. If you are in a locality where you can get a good veterinary to examine him, I would advise you to do so, unless you consider yourself fully qualified; if such is the case with the reader, I can only say go ahead.

Have the horse led out of the stable, as all horses should be examined in the open air. The first of all look to his age. For ascertaining the correct age of the horse you will find it laid down elsewhere in this book. Open the horse's mouth, look at his grinders and see that they are in a proper condition. Next examine his eyes, then his ears, running your fingers carefully in them to see that there is no unnatural growth of warts or bunches such as wens, etc., which could not otherwise be discerned, as thereby many horses have been rendered deaf from such causes. Take your right hand, place it on the top of his head and feel for the effects of Polevil, or any sores of any nature that may be there. Then run your hand back to his withers and examine for any marks of the surgeon's knife or fistula, also while examining the mouth, look carefully for any marks or scars that might be the result of the use of the knife. Now run your hand on the horse's back to the region of his kidneys to ascertain if there is any weakness there. Now stand directly in front of the animal, and see if he has a full chest, and that his shoulders are both alike. Now look at his fore feet and see if they are both the same size.

Now pick up his feet and see that the frog is of a yielding and tender character. See that he does not have "Thrush," which you can detect from the offensive odor arising therefrom. Now look on the inside of his front leg and see whether he has splints or any unnatural enlargements of any character or nature. Now, examine the hind legs for bone spavin or any enlargement of the hock joint, such as blood spavins, bog spavin, thorough pin, curve, &c., &c. Examine the leaders and tendons. Now have the horse trotted at a slow and also a quick pace; then take a side view of the same action. Then have him backed quickly and led up quickly, keeping your eyes on his hind legs, looking for string halt. Now have him turned round short, looking for any weakness about his front legs, in which he will exhibit by dragging one of his limbs. Also examine his throat and nostrils, looking for any disease that might be located there.

The ears of a horse should be small; broad between his ears, broad between his eyes, with a large and full hazel eye, perfectly level and straight from the forehead down to the nostril, with a large, full nostril and thin. Size of the animal varies according to what you want to use him for. The bones of the horse's leg should be

flat and with very little flesh upon them, showing the cords and leaders perfectly. The foot should be of a flat nature. I have found those to be of a more lasting kind. The foot that contracts easiest is of a high wall and closed heel. (See engraving in this book for perfect horse.)

The reader may be assisted in reviewing the following list of common terms used in expressing the unsound points about the horse:

Contraction of the foot.....	Unsound.
Thrush in the foot.....	Unsound until cured.
Toe Crack	Unsound.
Quarter Crack.....	Unsound.
Corn.....	Unsound.
Flat foot, when sole has dropped.....	Unsound.
Pomace sole, or any inflammation of the laminae.....	Unsound.

Callousness upon the knee, caused by a horse falling down, or otherwise, is an evidence of unsoundness.

If the knee is swollen, but no wen or protuberance of a callous nature, ound.

As to the eye, any disease, even from the slightest cold or inflammation, until it be completely cured or has resulted in total blindness, stamp the animal as unsound.

In short, a horse with either eye not actually perfect is unsound.

Ringbone.....	Unsound.
Canker in the foot	Unsound.

Windgalls I consider not in the full sense of the term unsound, but rather as a blemish brought on by overwork or strain.

Curb	Unsound.
Spavins of all natures and kinds.....	Unsound.
Cappid Hocks	Unsound.
Rheumatism	Unsound.
Thorough Pins.....	Unsound.
Blood Spavin	Unsound.
Bog Spavin	Unsound.
String halt.....	Unsound.
Low hip or any protuberance of the hip.....	Unsound.
Gease Heels, until cured.....	Unsound.
Cracked Heels.....	Unsound.
Enlargement of the hind leg, or what is technically termed "Elephantine".....	Unsound.

- Weak backUnsound.
- Knuckling of the pastern joint, or sprung knees.....Unsound.
- Stumbling, which is generally caused by the weakness of the tendons.....Unsound.
- All enlargements of the sinews or tendons.....Unsound.
- Heaves, or broken wind.....Unsound.
- Cough, until cured.....Unsound.
- Crib biting.....Unsound.
- Wind sucking.....Unsound.

Heaving, a nervous affection not necessarily injurious but more of a habit.

- Surfeit or Mange.....Unsound until cured.
- Glanders.....Unsound.
- Strangles.....Unsound.
- Colds and distempers, until cured.....Unsound.
- Enlarged joints.....Unsound.
- Soft enlargements on any part of the limb.....Unsound.
- Sore shoulders or galled backs.....Unsound until cured.

Horses where the shoulder has shrunk or perished, it is caused by inflammation of the tendons, originating in the foot, and they are unsound.

Stiff hocks.....Unsound.

Wounds of every nature, until cured.....Unsound.

Scars of all kinds, if properly healed, not leaving a bone fracture, are sound.

Horses who cut their quarters when spading, or when lying down in stall have caused the shoe boil, are unsound until cured.

Roman backed horses are the most durable animals we have.

Saddle backed, hollow backed and low backed horses may be considered sound, but are nevertheless an eyesore to the owner.

Wall eyed or moon eyed horses, if not sightless, I consider sound.

All humors arising from impurities of the blood or otherwise I consider an evidence of unsoundness until cured.

Pigeon toed horses, or horses toeing in, unsound, being an unnatural development, liable to cork themselves or interfere.

LAMPAS.—This is a fullness of the roof of the mouth and is most frequently found among young horses.

Treatment—Cut the first bar in roof of the mouth, squeezing out the blood, then add a little salt. Never burn them as in our grandfather's days. This is not considered by me as an evidence of unsoundness, as the remedy is simple and effectual.

Firing horses for any enlargement of the limb or any other cause, I consider a brutal treatment, and when left so treated, I consider him unsound.

Wolf teeth are two small teeth and found on either side of the upper jaw next to the grinders. If they set close to the grinder there is danger of their effecting the eye. They should never be knocked out as is practiced by many, but should be removed by a pair of forceps. They are peculiar to young horses or colts; after they have been abstracted, I consider the horse sound. By a careful perusal of what I have said upon the most natural causes that render the horse unsound, and a few suggestions as to the treatment of them, if I have rendered the reader any assistance and saved the noble horse, man's true reliance, any torturous treatment, I am satisfied.

THE TEETH.

A foal at birth has three molars, or grinding teeth, just through the gums, upon both sides of the upper and of the lower jaws. It generally has no incisor or front teeth; but the gums are inflamed and evidently upon the eve of bursting. The molars or grinders are, as yet, unflattened or have not been rendered smooth by attrition. The lower jaw, when the inferior margin is left, appears to be very thick, blunt and round.

A fortnight has rarely elapsed before the membrane ruptures and two pairs of front, very white teeth, begin to appear in the mouth. At first these new members look disproportionately large to their tiny abiding place, and when contrasted with the reddened gums at their base, they have that pretty pearly aspect which is the common characteristic of the milk teeth in most animals.

In another month, when the foal is six weeks old, more teeth appear. Much of the swelling at first present has softened down. The membrane, as time progresses, will lose much of its scarlet hue. In the period which has elapsed since the

former teeth were looked at, the sense of disproportionate size has gone. The two front teeth are now fully up, and these are almost of suitable proportions. When the two pairs of lateral incisors first make their appearance, it is in such a shape as can imply no assurance of their future form. They resemble the corner nippers and do not suggest the smallest likeness to the lateral incisors, which they will ultimately become.

There is now a long pause before more teeth appear. The little one lives chiefly upon suction and runs by its mother's side. Upon the completion of the first month, seldom earlier, it may be observed to lower its head and nip the young grass. From the third month, however, the habit grows, until by the sixth month, the grinders will be worn quite flat and have been reduced to the state suited to their function.

The corner incisors come into the mouth about the ninth month, the four pair of nippers which have already been traced being at this time fully developed. The corner incisors, which are depicted as through the gums, do not yet meet, though these organs point toward each other, neither has the membrane of the mouth at this time entirely lost the deepened hue of infancy.

From this date, however, the gums gradually become pale, till by the end of the first year, the membrane has nearly assumed its normal complexion during the earlier period of existence. All the incisors are, by the first birthday, well up. The grinding teeth which are in the mouth when the foal first sees the light, are of a temporary character. The jaw, therefore, has to hold and to mature the long permanent grinders which, within the substance of the bone, are growing beneath the temporary molars. To contain and to develop the large uncut teeth, before appearing above the gums, causes the small jaw of a diminutive foal to be disproportionately thick, especially as compared with the same structure in an adult horse.

At one year old the first permanent tooth appears. This is the fourth molar, or the most backward grinder in the engraving. The jawbone at one year old has become longer and wider. This increase of size was necessary to cover the increasing size of the new molar and to afford room for the partial development of two other grinders, which will appear behind what is now the last tooth. Often little nœules of bone, without fangs, merely attached to the gums, appear in front of each row of grinders.

These are vulgarly denominated “wolves’ teeth.” They generally disappear with the shedding of those members facing which they are located.

The changes in the teeth, after the first year, are characterized by the longer periods which divide them. Months have heretofore separated the advent of single pairs; but from this date these appearances are to be reckoned by numbers and by years. The foal has teeth sufficient to support and to maintain its growth. Preparation is being made for the advent of the sixth grinder, and for changes in those milk molars which were in the mouth when the animal was born. At the same time additional width is needed to allow the permanent incisors to appear when their time comes. In the front teeth of a two-year-old, there is a want of that fixedness which, one year before, was characteristic of these organs. The central nippers have done their duty, or, at all events, something approaching to maturity has been attained.

Three years old is the period when the greater number of colts are brought to market. The bit then is put into its mouth, and it is driven from the field. At a period of change and of debility it is expected to display the greatest animation and to learn strange things. When its gums are inflamed; when the system is excited; when the strength is absorbed by an almost simultaneous appearance of twelve teeth, it is led from the pasture and made, with its bleeding jaws, to masticate sharp oats and fibrous hay.

It has been said that a three-year-old colt cuts twelve teeth. The engraving presents half the lower jaw of an animal of that age. Those organs which are of recent appearance will be recognized by their darker color, by their larger size, or by their differing in shape from the other members. These new teeth are a central incisor and the first two grinders. The horse has two jaws and two sides to each jaw; therefore the same number being present within each side of both jaws, the teeth already alluded to appear during the third year. However, even this quantity rather understates than overrates the fact, for frequently the tushes are cut during this period. In such a case the colt acquires no less than sixteen teeth in twelve months.

The four-year-old has to perfect as many teeth as are known to protrude into the mouth of the three-year-old. But the pre-

cise time of the appearance of the tushes is uncertain. They may come up at the third or the fourth year ; sometimes they never pierce the gums, it being very far from uncommon to see horses' mouths of seven years without the tushes.

By the end of the fourth year the colt has certainly gained twelve teeth. By this time there should exist, on each side of both jaws, one new lateral incisor and two fresh molars, being the third and the sixth in position. The appearance of the mouth now indicates the approach of maturity ; but the inferior margin of the lower bone still feels more full and rounded than is consistent with the consolidation of an osseous structure.

The process of dentition is not finished by the termination of the fourth year. There are more teeth to be cut, as well as the fangs of those already in the mouth to be made perfect.

The colt, with four pairs of permanent incisors, has still the corner milk nippers to shed, yet while the provision necessary for that labor is taking place within the body, or while nature is preparing for the coming struggle, man considers the poor quadruped as fully developed and as enjoying the prime of its existence.

The teeth may be scarcely visible in the mouth, nevertheless such a sign announces the fifth year to be attained. There are, at five, no more bothering teeth to cut. All are through the bone and the mouth will soon be sound.

The indications of extreme age are always present, and, though during a period of senility the teeth cannot be literally construed, nevertheless it should be impossible to look upon the "venerable steed" as an animal in its colthood.

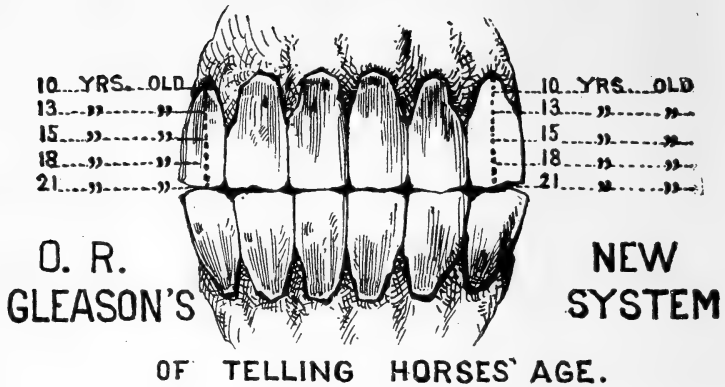
Gleason's Entire New Method of Telling the Age of a Horse.

Copyrighted by him in 1880.

Question. How do you tell the age of a horse ?

Answer. There are many methods of telling the ages of horses, but I have a new method, and one that you can always tell within one or two years of their correct age, which is as follows :

UPPER JAW

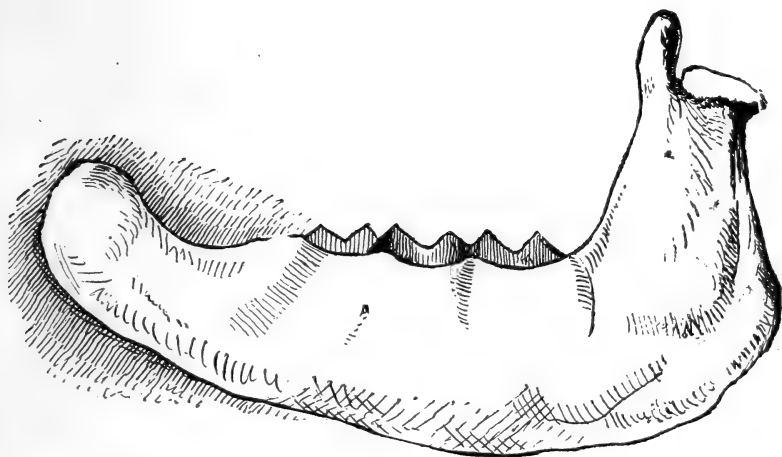


LOWER JAW

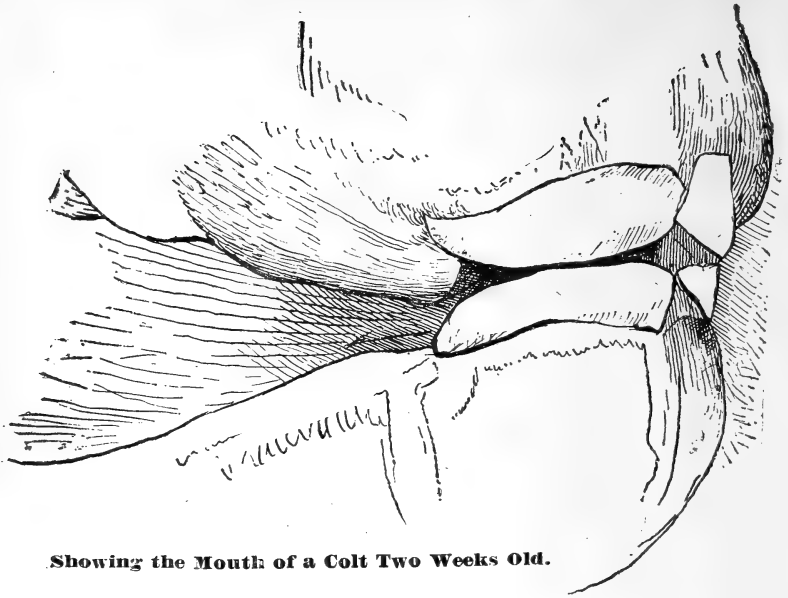
A horse has forty teeth—twenty-four grinders, twelve front teeth and four tusks. A mare has thirty-six teeth—twenty-four grinders, twelve front teeth, and sometimes they have tusks, but not very often. Fourteen days old a colt has four nipper teeth, at three months old he has four middle teeth, at six months old he has four corner teeth; at one year old the cups leave the nipper teeth, at two years old the cups leave the middle teeth, at two and a half years old he sheds his nipper teeth, at three years old full size nipper teeth; three and a half years old he sheds his middle teeth, four years old full-size middle teeth; at four and a half years old sheds his corner teeth; five years old, full-size corner teeth; six years old, large cups in corner teeth, small cups in middle teeth, and still smaller cups in nipper teeth; seven years old, cups leave nipper teeth; eight years old, cups leave the middle teeth; nine years old, cups leave the corner teeth; at ten years old a dark groove will make its appearance on the upper corner tooth; at fifteen years old the groove will be one-half way down the upper corner tooth; at twenty-one years old the grooves will be at the bottom. At this age give your horse his time and let him have rest in his future days.

The groove alluded to will be found on the corner tooth of the upper jaw, running down the middle of the tooth. When a horse is from fourteen days to six years old, I judge by the appearance of both jaws; when from six to ten years, by the lower jaw, and when from ten to twenty-one years, by the groove in the upper jaw. The above is the only true system in the world, to my knowledge, for telling a horse's age.

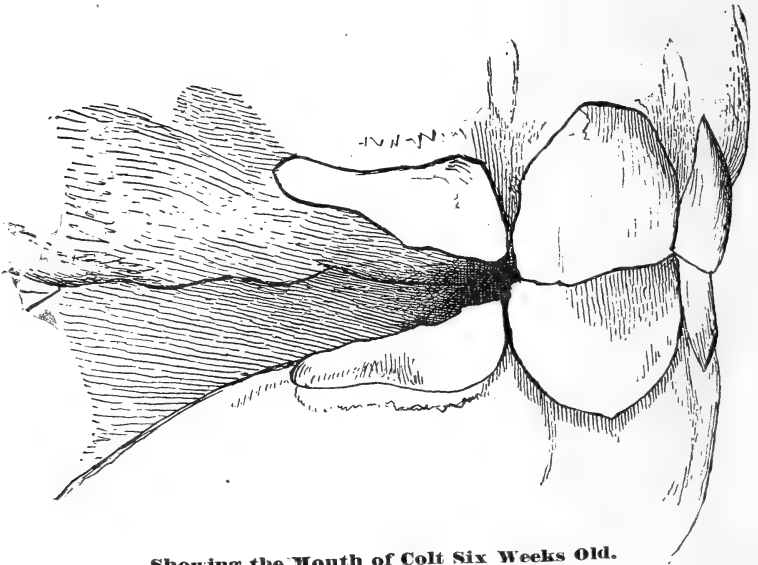
Gleason's Practical Illustrations of the Age of the
Horse.



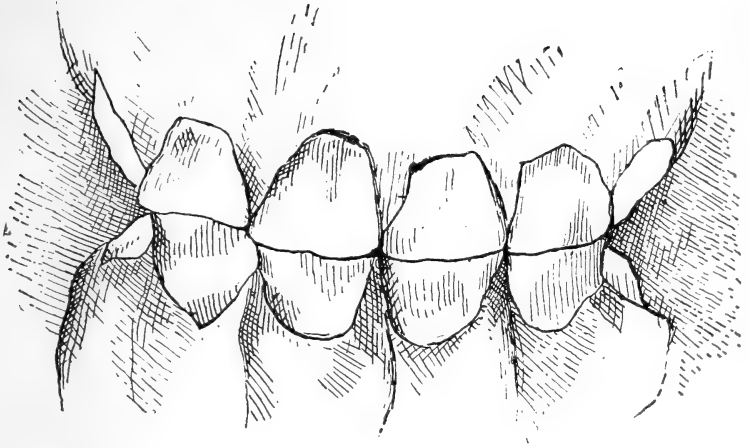
The Foal's Jaw at Birth.



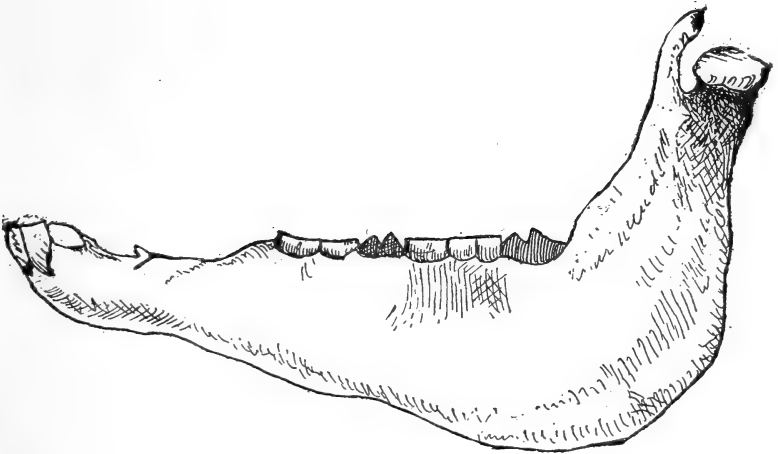
Showing the Mouth of a Colt Two Weeks Old.



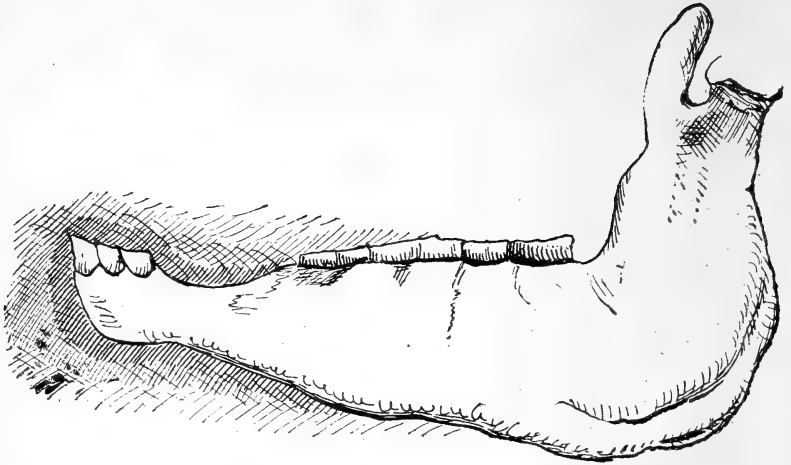
Showing the Mouth of Colt Six Weeks Old.



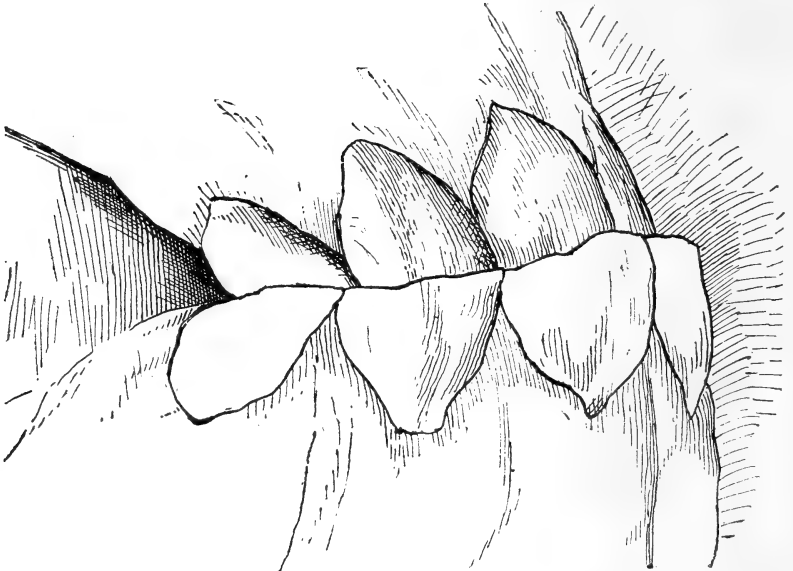
Showing Front Teeth of Colt at Nine Months.



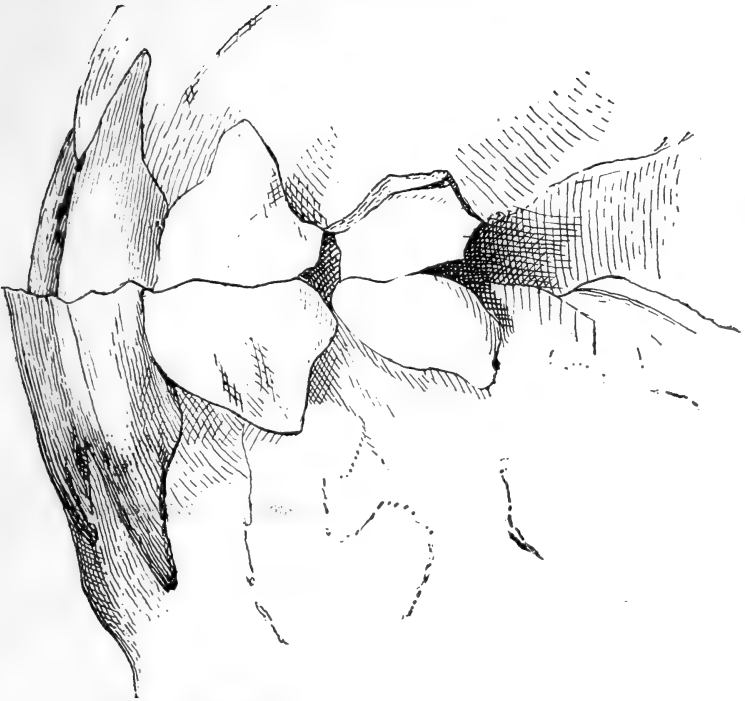
Side View of Jaw of a One-Year-Old Colt.



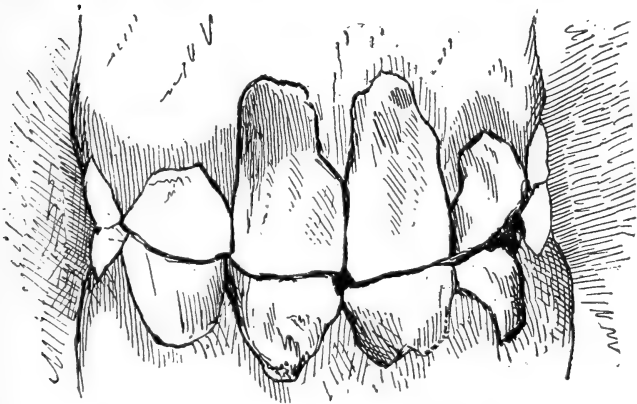
Side View of Jaw of a Two-Year-Old Colt.



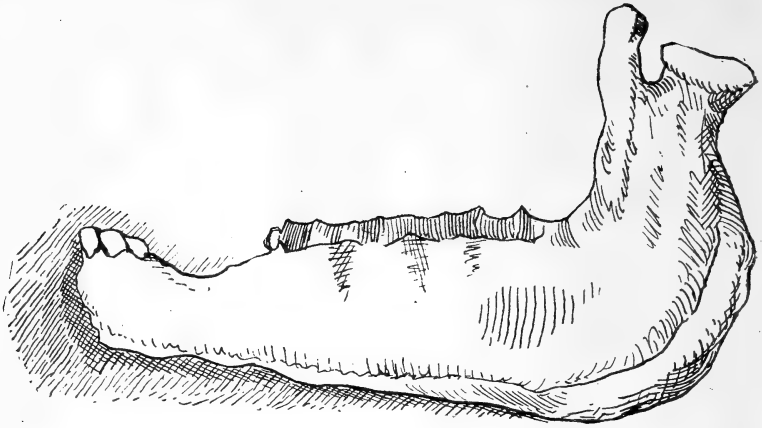
Showing Colt's Mouth at Two Years of Age.



Showing Mouth at Two and a-half Years of Age.



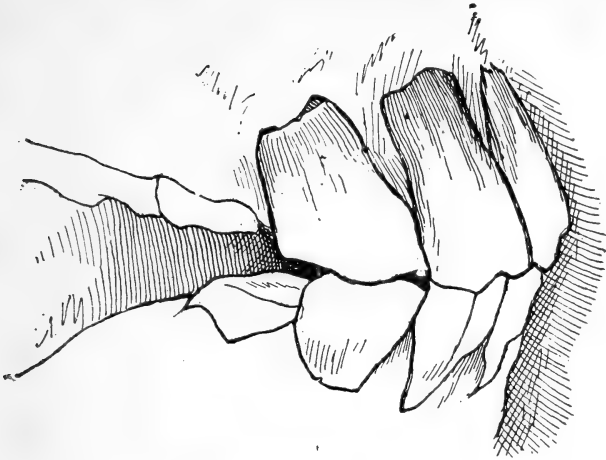
Showing Mouth at Three Years Old.



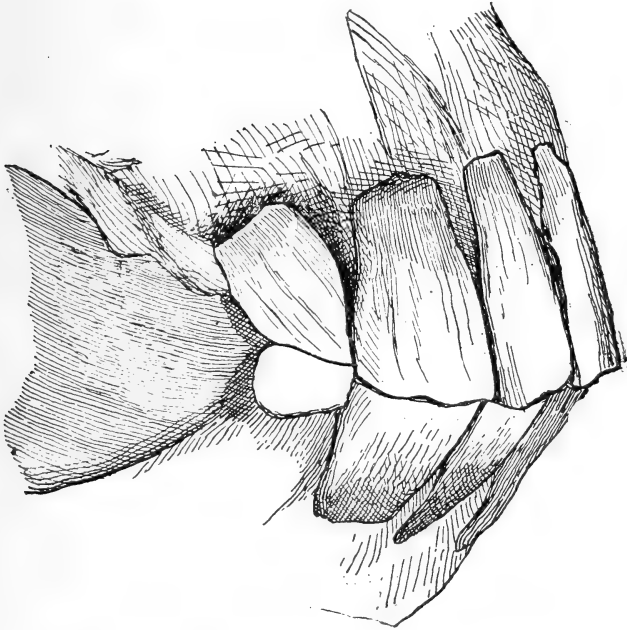
The Jaw of a Three-Year-Old Colt.



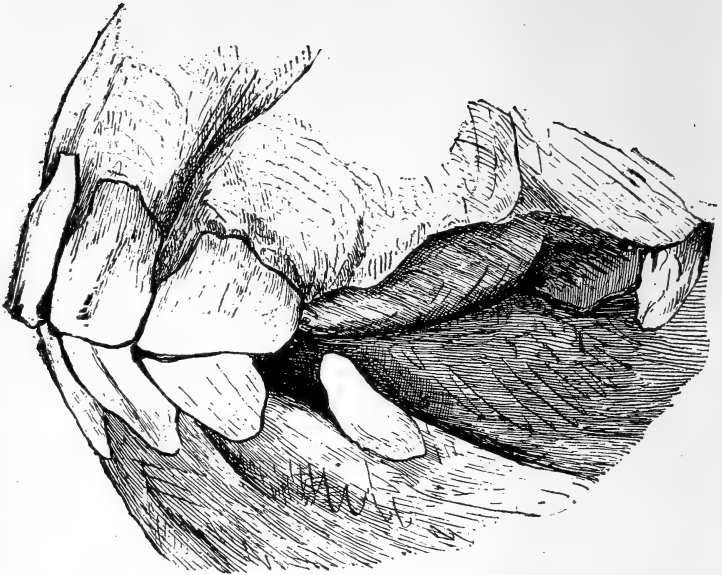
The Jaw of a Four-Year-Old Colt.



Showing Mouth at Four Years of Age.



Showing Mouth at Four and a-half Years of Age.



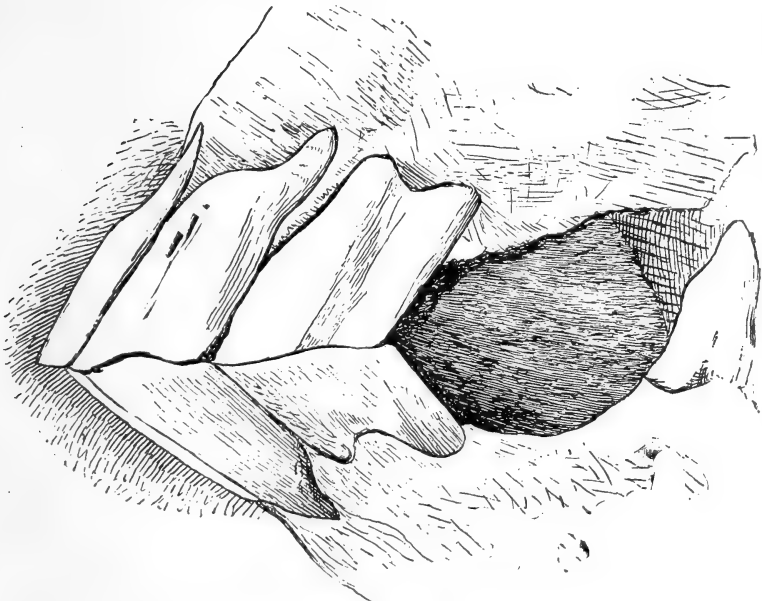
Showing Mouth at Five Years of Age.




Showing Mouth at Six Years of Age.



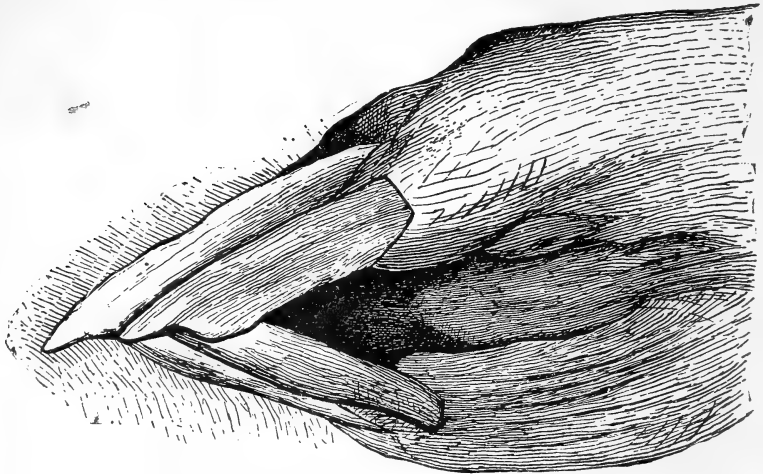
Showing Mouth at Seven Years of Age.



Showing Mouth at Eight Years of Age.



Showing Mouth Twenty Years of Age.



Showing the Mouth at Thirty Years of Age.

Having made a study of the horse's mouth during my fifteen years of experience, the above illustrations will be found accurate in all cases. But I will refer you to my new method of telling the age of a horse from fourteen days to twenty-one years old. Buy all horses by its instructions and you will never be deceived.

Remember This.

To Tell the Age of Horses.

To tell the age of any horse,
Inspect the lower jaw, of course.
The sixth front tooth the tale will tell,
And every doubt and fear dispel.

Two middle "nippers" you behold
Before the colt is two weeks old.
Before eight weeks, two more will come ;
Eight months, the "corners" cut the gum.


Two outside grooves will disappear
From middle two in just one year.
In two years from the second pair ;
In three the corners, too, are bare.

At two, the middle "nippers" drop ;
At three, the second pair can't stop.
When four years old, the third pair goes ;
At five a full new set he shows.

The deep black spots will pass from view,
At six years, from the middle two.
The second pair at seven years ;
At eight the spot each "corner" clears.

From middle "nippers," upper jaw,
At nine the black spots will withdraw.
The second pair at ten are white ;
Eleven finds the "corners" light.

As time goes on, the horsemen know,
The oval teeth, three-sided grow ;
They longer get, project before,
Till twenty, which we know no more.



Horses' Teeth. Their Care and Treatment.

There are hundreds and thousands of horses that are suffering daily on account of their teeth. The upper jaw of the horse is one inch wider than the lower jaw, causing the upper grinders to shut half an inch over the lower grinders. This causes the upper set of teeth to wear sharp on the outside next to the cheek, and the lower grinders to wear sharp on the inside next to the tongue. After these teeth become sharp, in using a bridle on a horse, the pulling of the lines brings the cheek-pieces of the bit against the horse's mouth, pressing the inside of the cheek against the sharp edges of the grinders, causing inflammation and many times cutting large gashes. The horse will throw its head up and down, slobber, drive uneven, pull on the lines, many times will balk; his grain passes through him whole, he cannot masticate it properly. During my professional career, I have seen hundreds of horses become balky for no other reason than that their teeth were sharp on the edges, causing the mouth

and cheeks to become sore and lacerated, which, in a high-strung and nervous beast, causes him to balk. Now, to have your horse's teeth fixed, take a float or rasp and file off the inside edges of the teeth—just the sharp edges. Never let a man cut your horse's teeth with shears, as it is impossible to cut ivory without fracturing it. This operation of floating should be done once a year regularly. Always have the operation performed by a man of good judgment. Many a time a horse loses a grinder, then the opposite grinder is given a chance to grow, and eventually comes into direct contact with the opposite gum, making it impossible for the horse to eat at all. Examine your horse's mouth thoroughly; see that the teeth are even; if not, take a float and make them so. Many of our best veterinarians prescribe condition powders and medicines for horses that are in thin flesh, hide-bound, etc., when the proper operation upon the teeth will cure your horse without buying a lot of this trash.

HORSE-SHOEING DEPARTMENT.

Question. What do you think of horse-shoes and horse-shoeing in general?

Answer. There is no subject before the horse owners to-day that should interest them more than the subject of horse-shoeing. The force of this statement will make itself felt when you consider that there are in the United States at the present time over 14,000,000 horses, and that fully one half of them are badly crippled and almost spoiled by the sheer ignorance of the ordinary horse-shoer. I claim that more horses are made lame by this butchery than any other cause, for the reason that the majority of blacksmiths have not had the experience necessary to do the work as it should be done. They have not thoroughly mastered their profession. In order for a horse-shoer to understand the science of his profession and the anatomy of the horse's foot, it is necessary for

him to serve a long apprenticeship, and cannot be fully understood without a practical teaching and experience of five or seven years. There are horse-shoers who thoroughly understand their profession, and I recognize them as one of the greatest body of men that we have to-day in any profession. There are rates upon shoeing that is being done at the present time by irresponsible parties, unskilled workmen, at the low rate of seventy-five cents for shoeing a horse all around. Now it is impossible for any blacksmith to shoe a horse and do his work in a scientific manner for less than \$2, and from that to \$3, per horse. It will be a great satisfaction to me, and I believe to the millions of horse owners, if a law should be passed in every State throughout America prohibiting a man from shoeing a horse or driving a nail into a horse's foot until he has served so many years as an apprentice. Then let him go to the capital of the State and there pass an examination that he is a qualified, capable and able horse-shoer, thoroughly understanding his profession. Let him then receive his diploma to show the world that he has gained his profession by hard study and work, and is ready to perform his work in a skillful manner.

If this should ever become a law, we should soon find out that we have only got a very few practical horse-shoers in the United States.

I hope that those who read my ideas upon shoeing will hereafter appreciate a good horse-shoer. Do not patronize your cheap mechanics, but patronize those who understand their profession. You will then encourage men of good judgment, good common sense, to work hard in order to elevate their profession.

Question. How should a horse be shod ?

Answer. Pare the foot perfectly level ; never take any more out at the heel than you do at the toe ; never allow your horse's frog to be cut in any way, shape or form. If there are rags hanging to the frog let them remain there ; never have the bars of your horse's foot cut. Let the horse-shoer cut enough of the sole out of the horse's foot so that the shoe will not rest or press upon the sole, leaving an equal bearing or pressure upon the sole of the horse's foot.

Have a shoe made that is concave from the third nail hole all the

way round to the other third nail hole, from the last nail hole back to the heel of the shoe; have it bevelled outwardly, having the shoe thinner on the outside at the heel than it is on the inside. My philosophy of this is, to let the horse's frog come down even with the shoe, as when he puts his foot down on the ground, by the shoe being bevelled at the heel, it gives the quarters a chance to expand.

You probably are aware of the fact that the horse's shoes that are manufactured at the present time are concaved all the way around; the result is that the shoe is slanting inwardly, and when the horse's foot is placed upon his shoe, with four nails driven upon each side, you have nailed his foot to an iron vise, and it is impossible for it to expand, for the reason that the shoe slanting inwardly causes the foot to contract. I would advise that all driving or saddle horses should only have six nails in the front feet and five in the hind feet; have them driven well to the middle of the horse's foot and come out of the horn as low as possible. Never file your horse's foot on the outside above the nail heads. Never file the crease under the clinches, as when you do you are weakening the crust of the horn of your horse's foot. You stop the growth of this live horn, causing the foot to become dry and brittle, and when the old shoes are removed you will find large chunks of the horse's foot breaking away with the old horseshoe nails.

Never have a red-hot shoe placed upon your horse's foot. It draws the moisture and the oil from the hoof, making it become dry and brittle. Nature never destined that a horse's foot should be burned with a red-hot iron—warm shoes placed upon a horse's foot will do no harm.

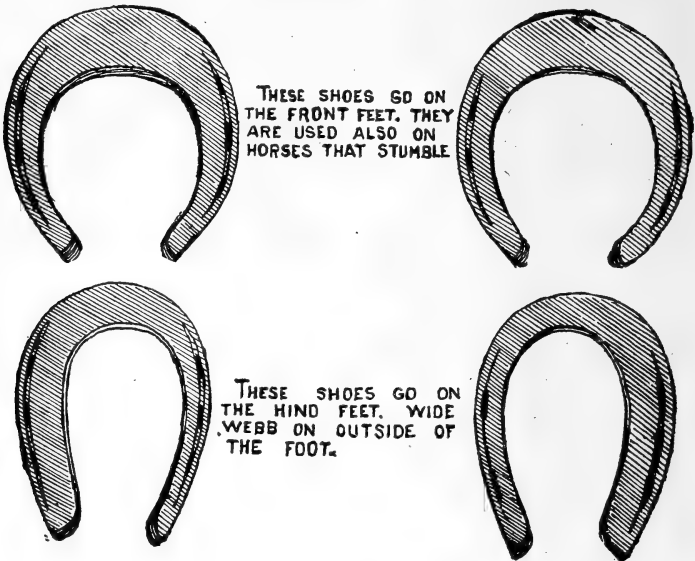
Always have the shoes made to fit the foot, and not fit the foot to the shoe, as is the practice with many would-be horse-shoers.

No scientific workman will contradict the above facts.

Question. How do you shoe a horse for overreaching?

Answer. Have a very heavy shoe on the front feet, having it very wide at the toe and narrow at the heel; put as much weight at the toe as possible; on the hind feet use my overreaching shoe with a wide web on the outside of the foot, which will stop any horse from overreaching.

(See engravings of shoes for overreaching). What will stop one horse from overreaching will not stop another; the blacksmith must use his judgment in all cases.



Shoes to Prevent Interfering and Overreaching.

Note.—The shoes as they are in the above illustration will stop almost any horse from interfering or forging; if they interfere with the front feet use the same kind of a shoe.

Question. How long should a horse wear his shoes?

Answer. Not over four or six weeks; then they should be reset, merely rasping the feet off level. Do not cut away at the heels more than you can possibly help.

Question. How heavy should a horse's shoe be?

Answer. For all driving and saddle horses, they should wear fourteen-ounce shoes on the front feet, eight-ounce shoes on the hind

feet. All team horses and heavy draft horses must be shod according to their weight and size. I am an endorser of light shoes for all driving horses, as horses pick up and put down during a day's work in the neighborhood of about fifty-three tons of iron, and you will quickly see that the lighter your horse is shod the better it is for him in going a long journey.

All trotting horses must be shod according to the judgment of their drivers. They should shoe them to balance, and gait them to the best advantage for speed.

Question. What shall I do for a horse with corns?

Answer. Have the foot pared perfectly level; then fit the shoe to the foot the same as for a sound horse's foot; then at the quarter where the corn is, take and cut down about one-quarter of an inch, taking right out a chunk of the wall, making a shoulder, so that when the shoe is placed upon the foot the quarter that the corn is on will have no bearing whatever upon the shoe. Put in some good strong liniment or caustic and a little cotton over the corn under the shoe. My idea of a corn is to remove the cause, and the corn will gradually waste away. My idea of shoeing in this way is, if you have a corn on your own foot and you relieve the pressure of your boot from that corn it certainly does not bother you. The same way with the horse. Horse-shoers, in shoeing a horse for this complaint, should use the same judgment that he would for himself.

Question. How shall I shoe my horse for a quarter crack?

Answer. On exactly the same principle as for corns

(See engravings of horses shod for quarter crack).

You must take off all the pressure that you possibly can off the diseased quarter, throwing it upon the sound part of the foot. I only lay down a few of the principal rules for you to go by. All horses being shod must vary according to the style and shape of their feet, and in all cases the blacksmith must use his own judgment.



To Shoe a Horse for Quarter Crack or Bad Corn.

Question. How can I cure a sand or toe crack ?

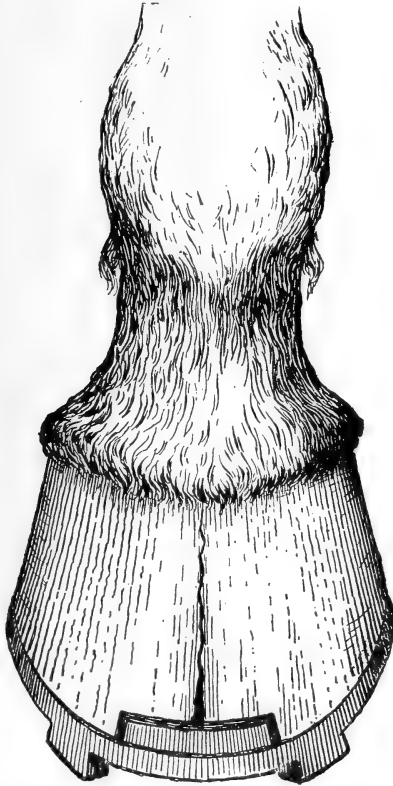
Answer. Shoe the horse the same as for corn or quarter crack.

(See engravings for the above).

Question. What shall I do for a horse that stumbles when driven ?

Answer. Pare his toes; have them much lower than the heel, and use as heavy a shoe as possible, with all the weight of the shoe at the toe. This will give him the proper knee action, and prevent him from stumbling, unless he is weak in the tendons; if so,

use any of my liniments laid down in this book, rubbing them in the cords and tendons of the horse's limbs. Give him a little rest until you get him properly strengthened. Many horses stumble from nothing but weakness, and rest will cure them.



Proper Way of Shoeing for Toe or Sand Crack.

The following engraving shows a horse shod with a high-heeled shoe, which will cause him to stumble; also will cause his tendons to become contracted and cause general disease of the limb. If you have caulks put on the shoe, have the toe caulk the same height of the heel caulk, giving the shoe an even bearing.




Question. How should a driving or saddle horse be shod in the summer time?

Answer. With a plain flat shoe, as light as possible. I am a great believer in having all driving horses shod in the front feet, with half shoes, known to horsemen as “tips.” (See engraving.)

All farm horses should be shod with the half shoe.

The following engraving shows the half shoe known as the “toe-tip.” All driving or saddle horses should be shod with this kind of shoe during the summer months, giving a full frog pressure, and in

many cases it will cure the worst case of contracted feet. I would recommend this shoe to be used on all government horses.

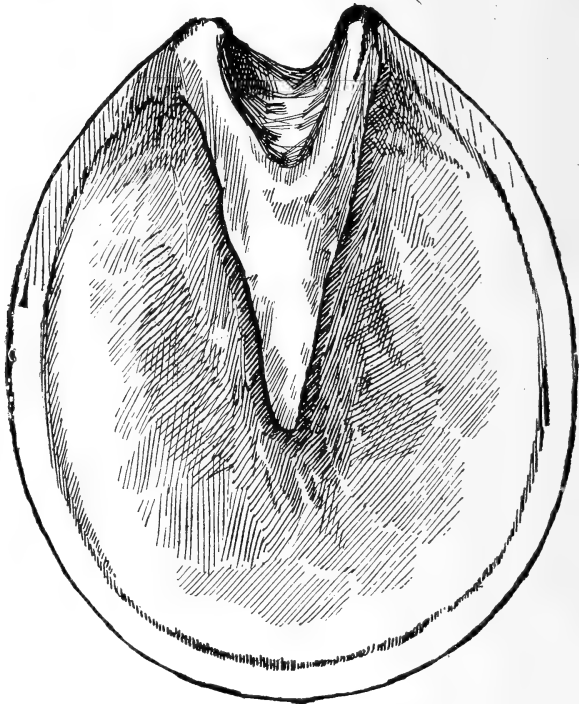


Question. Should a horse be put in a soaking tub?

Answer. I do not believe in soaking horses' feet; it is overdone. There are cases where it will benefit a horse, but when carried to extremes it is injurious to the animal's feet, as the more you soak the drier the hoof will become. Look at the trotting horses to-day; they are being soaked out every morning, and when they are seven or eight years old their feet are completely ruined. One of the greatest and best treatments to soften a horse's foot, and to cause it to grow, is to walk the horse early in the morning through grass when the dew is on it. This will cause your horse's foot to soften, and start it to grow very rapidly.

Question. Do you believe in putting ointments on a horse?

Answer. I do not recommend the use of all kinds of hoof ointments that are now going the rounds, but there are ointments that, if placed upon the cornet of the horse's foot and on the heel, will be of great benefit in order to expand and give the horse's foot a chance to grow or increase its growth. I would advise you to never use oil upon your horse's foot.



Showing the Effects of the Soaking Tub.

Question. Do you approve of the bar shoe?

Answer. I do not believe in the use of any bar shoe, only in cases where the horse has a drop sole, or a very flat foot, then I approve of the whole bottom of his foot being covered with iron; or, in other

words, a whole plate covering his foot and protecting it from the earth. (See engravings of my ideas.)

Question. How can I cure a horse's contracted foot?

Answer. Pare his foot perfectly level, cutting the horn down until the frog will come even with shoe, if possible. Put on a poultice made of—

Linseed meal.....	1 quart.
Charcoal.....	1 ½ pints.
Soft Soap.....	1 quart.

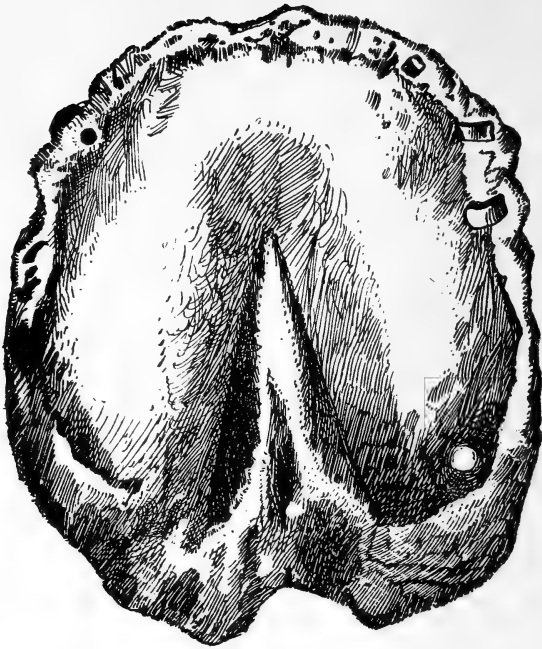
Mix this all together, and put on the bottom of your horse's foot every twelve hours for five applications.

Use skunk oil on the hoof-band of the horse's foot every morning for three weeks; then put on a shoe made bevelled at the heel, having the shoe not thicker at the heel than it is at the toe. Open the heel a little with the knife, and turn your horse out to pasture. Let him run thirty days, then bring him up and have him reshod, and turn him out again for thirty days. He is ready then to drive, and with proper care in shoeing him, you will have no trouble with your horse. Remember, in order to have a thorough cure, you must follow the above directions.

The next illustration shows the effects of soaking a horse's foot daily through a campaign on the turf. The little spot shown in the upper left hand corner is a corn, which in the majority of cases is caused by the shoe resting upon the bar of the horse's foot. This becoming bruised causes a callous, the same as upon a person's toe, which forms a corn. Can be cured by following treatment laid down elsewhere in this book. In all cases to relieve a horse from pain from this cause, you must relieve the pressure of the shoe against the corn.

Question. What kind of a horse-shoe do you approve of?

Answer. I approve of only the old common-sense shoe, made as plain as possible. The only thing we have to do in shoeing a horse, is to prevent the wall of the horse's foot from cracking away. If we did not have any pavements for our horses to travel over I believe that it would be unnecessary to shoe any horse whatever. There are a great



Showing the Effects of Soaking a Horse's Foot Daily through a Campaign on the Turf.

many shoes to-day before the American horse owner; some are patented and some are not. They are introduced by specialists and men that are seeking to produce something new to make money out of. But let me say I do not believe that there ever will be a shoe manufactured that will do away with the plain, good common-sense shoe, forged and made by hand by a practical horse-shoer. I condemn all machinery-made shoes, and only recommend shoes forged and made by hand. (See engraving on opposite page for my idea of horse-shoes.)

Question. How many blacksmiths or horse-shoers are there in America?


Answer. 172,726 horse-shoers.

Question. How many horses in America?

Answer. A little over 14,000,000 and 2,162,808 mules.

Question. What shall I do to stop my horse from interfering?

Answer. Pare his feet perfectly level, then have a shoe made that is about an inch and a half wide; the web on the outside about three-quarters of an inch on the inside; put the wide web part on the outside of his foot, the narrow web on the inside. After you drive him,



if he should interfere, pare the foot a little lower on the inside than it is on the outside. This will stop the majority of horses from interfering.

Question. Will it work the same on the front feet that it does on the hind feet?

Answer. Yes.

Question. What do you think of shoulder jam and sweeny?

Answer. There is no such disease known to the veterinary science. There is a wasting away of the muscles of the horse's shoulder, caused in many cases by the contraction of the horse's feet or the strain upon the tendons or contractions of the same. In order to get a sure cure, treat the foot and the limb, and the shoulder will take care of itself. (See my Veterinary Department.)

Question. Will you give me some general points on the horse's foot?

Answer. Never shoe a colt until he is three years old, or put him to work until he is five years old.

Never allow a blacksmith to sand paper a horse's foot.

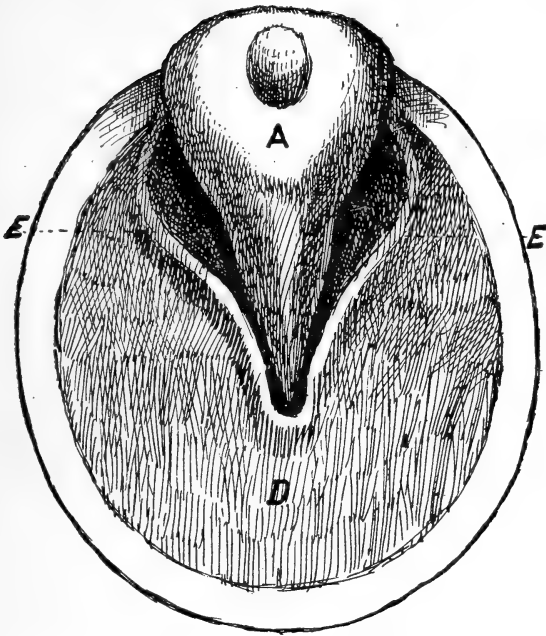
Never have the bars cut or the frog cut. The frog, when in health, will shed four times a year and grows the same as your finger nail.

Always have the horse shod at least once in four or six weeks. Pay your blacksmith well for his work.

For all light driving and saddle horses use No. 6 nails in front feet, and No. 5 nails in the hind feet. For heavy draft horses you can use larger nails.

Never have over fourteen-ounce shoes on a light driving horse.

Some owners and drivers have a habit, which I do not approve of, when they come in from a drive, particularly in the spring of the year, and their horses are covered with mud, to order the groom to direct the hose on the horse's legs to wash off the dirt. Let me say that the cold water has a bad effect and brings on sundry complaints. Let the mud stay on until it dries, then remove it with a brush; it will come off very easily and look fully as well as if washed, and will prevent your horse from having grease heel and many other diseases of the kind which are caused from the above treatment, which is generally practiced by every horse owner.

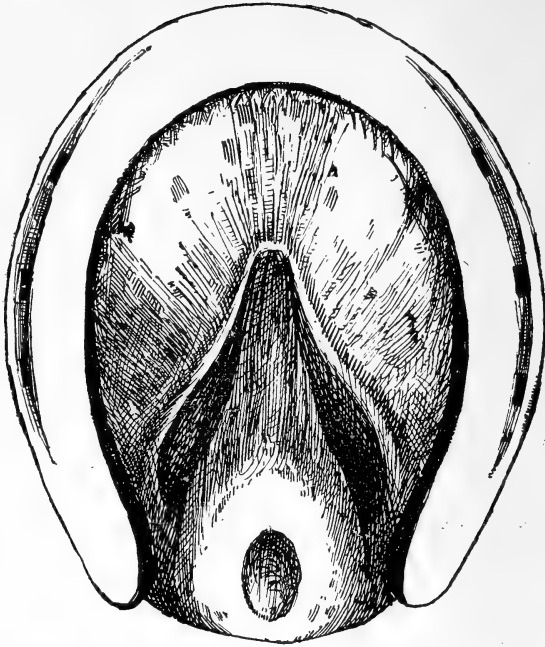


The Horse's Perfect Foot.

A shows a healthy frog, that has never been cut by the blacksmith's knife, or otherwise diseased. Never allow your blacksmith to cut the frog or any part of it. If it is ragged, let the rags hang; nature will take its course, and they will shed off in due time.

E E shows the bars of the horse's foot. Never allow these to be cut. Never allow the heels of the shoe to rest on them; they are placed in a horse's foot the same as a beam is placed in a building, to keep it from contracting the frog, placed between to act as a wedge in supporting them.

D represents the sole of a horse's foot. Have enough of this cut away so that the shoe will not press upon the sole. Have your horse reshod regularly every four weeks.



A Horse's Foot Perfectly Shod.

The frog, in cases where it can be, should come down level with the shoe. The above illustration shows the way all horses should be shod, except when caulks are required. Caulks should always be low, and all shoes be perfectly level, no thicker at the toe than at the heel.

Question. What are a few good general points on horsemanship?

Answer. Match horses with reference to size and motion, particularly to color, if you can.

Always have inside lines on double team quite long and back straps short.

Never check a horse if you wish him to last long.

Never feed from mangers. Let your horse eat his food from the floor even with his feet. A great many horses suffer from indiges-

tion and are made stiff and lame from eating from hay-racks and mangers, which is unnatural to the animals.

Water and oats should be given first, hay afterwards. If you are working your horses hard, give them very little water at night.

Always stop at the top of the hill and let your horse get his breath. If you have ever run up hill yourself think of your horse.

Always have the shoes fit the foot and not fit the foot to the shoe.

Never cut the bars of a horse's foot.

For a coughing horse, wet his hay and not his oats.

Never let your horse stand facing a cold wind.

Always feed light when changing feed.

When training a horse in a barn, have carriages and all objects removed, only those that you are using.

Use very few words with a horse, but have them thoroughly understood.

Be earnest and prompt, but not harsh.

Always approach a strange horse near the shoulder.

Never pat or caress a horse on the head; always pat him on the shoulder. Think of some person coming up to you and patting you on the head. What would you do?

Teach your horse before whipping, and, when you whip, do it to frighten, not to enrage him.

Never jump from a wagon when your horse is running away.

Always exercise sound judgment by purchasing a horse suited to the business you require of him. Some horses are good saddle horses, but might not make good cart horses.

If your horse cribs—sell him.

Who buys a horse needs a hundred eyes.

Always try before you buy.

Use your own judgment, and never take others' opinions.

Your first thought is always the best.

Never spare time or labor to relieve a suffering animal. Remember he is a dumb brute and cannot talk to you.

In treating a disease that a horse may have, never spare a hair to do your work faithfully for the noble animal.

Never have a blacksmith to put a red-hot shoe on your horse's foot.

Always patronize the best horse-shoers of your city. It is one of the greatest professions known to-day.

Do not overload your animal.

Have your horse's shoes reset every four weeks.

Never soak your horse's feet.

Never clip a team horse. Driving horses can be clipped if their owners will see that they are properly cared for, but I do not approve of clipping any more than I would take off my overcoat in winter.

Never have your horse's tail cut off. He needs it to switch flies with in the summer. Any man that will order this to be done should serve five years in the State Penitentiary.

The best feed for horses—good oats, good hay, good pure water. Never give over twelve quarts a day.

Always see that your wagons are greased twice a week.

See that all collars are properly cleaned after using, in order to prevent gall and sore necks.

When using your saddle in a storm, see that the blankets are properly dried before using again.

Always have the collar fit your horse's neck properly.

See that all saddles fit your horses properly.

In the winter time be very careful and not put a cold iron bit in your horse's mouth. Think of yourself, and you will have sympathy for the dumb brute.

Drive slow in turning corners.

Don't hit your horse with a whip unless he knows what you hit him for.

Use as little medicine as possible, but prevent sickness in your horses by giving them the proper care and attention.

Give your horse who works hard through the day a good bed to sleep on.

The curry-comb and brush, well used twice a day, is as good as three quarts of grain.

Feed your horses regular. Water them often when doing hard work in very warm weather.

Give bran mashes twice a week.

Use only the best of hay. It is the cheapest in the end.

Have horses shod as light as possible. Never use over six nails in the front feet and five nails in the hind feet for all light driving or saddle horses.

When breaking a horse, use as light a break-wagon as possible.

Make your lessons short.

Never lose your temper. Always have plenty of patience.

Never drive fast down hill.

Let your horse walk up hill.

Let him go on the level.

When you are coming from a drive and your horse is very warm, let him stand five minutes and steam before you put a blanket on him.

Before leaving him for the night, change blankets—a dry one for the wet one. Nine-tenths of the diseases of horses are caused from their not having the proper care.

If you have a heavy horse, sell him.

Never put a horse to hard work until he is five years old.

Packing and Soaking Horses' Feet.

It is the practice among many horse owners, and especially trotting horse trainers, throughout the country, to pack and soak their horses' feet. This I do not approve of, and believe it is wrong, and that it has ruined thousands of our most valuable animals. Why? Because it is carried to extremes. When you soak a board and dry it, the second time it is soaked it is much drier than it was at first, and every time you soak it the drier and more brittle it will be each time. Why does not the horse's hind feet become contracted? Because, whether it be a horse or a mare, it spatters more or less of its urine upon its feet, the ammonia drives all diseases from the hoof, and the water keeps them soft. In the summer time, as I have already mentioned, I recommend that the horse be led early in the morning through the dew. Let the reader stop for a moment and think of some time when he was out walking in the early morning, with good, thick boots on, and he will remember that in a very few minutes he began to feel the moisture of the dew penetrating through to his feet. Dew passes through the boot when water would not. This works the same upon horses, nature having provided this simple preventive and cure for diseases of the hoof. It cleans the feet and causes them to soften and expand. If your horse has hurt his

feet or injured his limb by running a nail in his foot, or anything of that sort, I approve of giving him a good soaking, and poulticing the injured member ; but never pack your horse's feet with oil meal, or soak them for the purpose of keeping the horse's feet soft. Use my hoof ointment as laid down in the Veterinary Department, and follow its directions. In order to show horsemen that the above theory is correct, how many horses do you see that have been campaigned for two or more seasons whose feet are not contracted, become hard and brittle, so that they are almost useless for the track or even for ordinary driving purposes? I claim that every stable should have half a barrel placed in some corner with a notice above it "urinate here," and two or three times a week each horse should be swabbed off with the urine. To do this take a broom-handle and make a swab on the end of it with rags. Dip this into the urine and let it run down the legs and feet, commencing with the knee. Do this until the leg and hoof is thoroughly soaked.



Applying Moisture to the Cornet of the Horse's Foot.

A Few Points.

Never pack your horse's feet.

Never allow a blacksmith to sand-paper your horse's hoof.

Never allow oils of any kind to be placed on the outside of a horse's hoof, as it closes the pores. In order to keep a horse's foot in good order, and free from disease, take a pail full of salt water and wash his legs, from his knees down, three times a week.

Where your horse's foot is contracted, or the frog has become hard and dry, use poultice. (See Veterinary Department in this book.)

PROF. O. R. GLEASON'S LECTURE ON HORSE-SHOEING.

(COPYRIGHTED.)

As Delivered by Him in Boston, Mass.,
February 14th, 1885.

There is no subject before horse owners to-day that should interest them more than the subject of horse-shoeing. The force of this statement will make itself felt when we consider that there are in the United States at the present time over 13,000,000 head of horses, and that fully half of them are crippled and almost spoiled by the sheer ignorance of the ordinary horse-shoer. I even claim that more lame horses are made so by this "botchery" than by any other cause, for the simple reason that the majority of blacksmiths in this country have not had experience necessary to do the work as it should be done, because they have not thoroughly mastered their profession in the first place.

The following is the way our blacksmiths deem it proper to shoe a horse, and I will also give you some of its consequences: Any shoe

is selected, and the bars, as well as a large part of the frog, are removed by the knife. This removal they term opening the heels. When the hoof is thus prepared the shoe is applied, generally thicker at the heel than at the toe, and broad in the web, having its upper surface convex. Four nails are then placed in each quarter. The high heels of the shoes prevent the frogs from embracing the ground, and the concavity of the shoe at the quarters, with the nails that are placed nearest the heels, will confine the growth of the crust and contract the hoof. After a horse has been shod in this way for a little while you will discover that the heels are beginning to crack, and a roughness will show itself around the feet. The horse will walk lame, and you will wonder what the cause is. You ask the nearest veterinary surgeon, and he tells you the horse is lame in the shoulder or has sweeney, or perhaps shoulder jam. He will undertake to prescribe and apply remedies to the same, but, of course, none of these will do any good, as the real affliction is passed by without attention whatever.

Now, the proper way to shoe a horse is to first take away the part of the sole between the whole length of the bars and crust with the drawing-knife, making the foot perfectly level. The heels can now receive the pressure of the shoe without causing corns. The sole must be made concave, and not allowed to come in contact with the shoe. The heel of the shoe should be made to rest on the angle of the bars with the crust; but if the bars are removed, then the shoe is supported by the crust only, and not by the solid, broad piece of crust and bars needed. The shoe should be made no thicker at the heel than at the toe, leaving the frog to come down even with the shoe, so that when the shoe strikes the ground the frog strikes the shoe at the same time, giving what is called frog pressure. When the shoe is applied, the cavity between the sole and the shoe should be large enough at every point to admit a large horse-picker, particularly between the bars and crust. If the picker cannot be admitted, then it is requisite to make either the sole or the shoe concave. The bars or frog should never be removed, but ragged portions of the latter may be cut away. Where the heels are higher than the frog, lower the heel by the rasp, for in every case we are to endeavor to bring the frog in contact with the ground. The reason why the bars should never be destroyed is that they are like the braces to a building.

They run angle-ways to a horse's frog, and act as a wedge. The moment you take them away the heels are bound to contract, because the braces are all gone. The sole of the horse's foot should be cut only enough so that the shoe will not press on the sole.

The next point we will mention is the taste many blacksmiths have for finishing a job with the rasp, so as to make the foot look smooth and handsome, without a thought for the injury they do the horse. Under no consideration allow any blacksmith to rasp the foot on the outside above the nail heads. Why? Take a penknife and scrape your finger nail for awhile every day, and then notice the result. Soon they will grow rough, thick, and lose all shape. It is the same way with a horse's hoof. Although a nicely sand-papered hoof may look very pretty for the first day or two, still it is a thousand times better to be satisfied with nature and not try to improve on it. Never let any blacksmith take a file and file under the clinches; for the reason that the wall of the horse's feet is very thin, and in filing this crust under the clinches you weaken the foot and stop the growth of the horn. When the blacksmith takes tongs and pulls off the shoe four or five different chunks will break away and come off with the old horse-shoe. The lower part of the hoof had become dead by filing with the blacksmith's file. This will not embarrass the ordinary blacksmith, however, who will put on the shoe as if it were all right, and then scientifically sand-paper the whole job. This last part he has probably got down fine, and to the uninformed horse owner, who looks only for effect, the job will be considered as all right.

As I find very few people who seem to know the functions of the horse's foot, it will not, perhaps, be out of place if I explain them; and with that end I would say that the frog in a horse's foot is a cushion to the horse and takes the same place as a spring to the wagon. If we take the spring out of a carriage and attempt to ride over five or ten miles of rough and stony road, we soon find that our nerves are being terribly jolted, and we lose the pleasure that usually accompanies the drive. Now, when the Almighty made the horse, he gave him a frog to act as a cushion to his feet. The frog is of an elastic, yielding character, and when it comes in contact with the earth, stones or anything hard, it yields and gives like a spring, taking the jar off from the delicate machinery of the foot. As its con-

vexity must make it liable to touch the ground at every step, I conclude that it was intended to receive pressure. Paring the frog, therefore, and raising it from the ground by a high-heeled shoe, annihilates its functions and produces disease.

When a horse has traveled upon these high-heeled shoes for a long time, taking the pressure off from the frog, the frog becomes dry and hard as a stone and the result is that when it strikes the earth, it jars the limbs and causes inflammation. Then the foot commences to contract, growing worse and worse every day, until in a few months the horse is almost worthless.

Now let me say a few words about the weight of the horse's shoes. I have discovered in my travels through America that our horses are carrying from a pound to a pound and a-half of iron on each foot, and on figuring it up I make this seemingly outrageous calculation: A horse, carrying one and a-half pounds of iron on each foot, making one step a second, and sixty seconds a minute, and working eight to ten hours a day, picks up and puts down daily over seventy-three tons of iron; and an animal carrying one pound of iron, making the same number of steps, etc., picks up and puts down fifty-two tons of iron. The following will tell you exactly how much a shoe should weigh: A horse weighing 900 to 950 pounds, up to 1,030 pounds, should wear a fourteen-ounce shoe on the fore feet, and an eight-ounce shoe on the hind feet; this is plenty heavy enough for driving and saddle horses. For heavy team and dray horses, of course, you must use the heavier shoe, but never shoe a horse heavier than his weight requires. The less iron on a horse's foot the better for the animal.

Another great fault I have discerned in my visits to blacksmith shops all over the United States, is their tendency to fit the horse's foot to the shoe, and not fit the shoe to the foot. The very thought of this is simply ridiculous; and to take a red-hot shoe and burn the place I most decidedly condemn. I would make this statement: If the smith is any kind of a mechanic, and is paid well for his work, he can take the iron in the bar and work it so it will fit the foot in the proper manner; then fit it on cold, and not red hot; it draws a certain matter from the foot which stands to reason is very injurious. After a short time under this treatment it will be almost impossible for the blacksmith to prepare the foot with a knife.

How do we get these ignoramuses into the business? Well, young men will go into the blacksmith shop to learn the trade; they stay there six months. At the end of that time they have perhaps learned how to sharpen the point of a horse-shoe nail, and drive on an old horse-shoe. It always requires at least seven to ten years to do it right, as well as intelligence and common sense, combined with a strong inclination to study the anatomy of the foot of the different kinds of animals. I hope I may live to see a law passed in the various states prohibiting all persons practicing the art of blacksmithing, unless they hold a certificate of examination signed by proper examiners, and obliging the applicant to spend a certain number of years learning the profession before being allowed to receive their diplomas. Thus these "sprouters" will be weeded out, and, at the same time, as the diseases they caused cease, the number of quack doctors will in proportion grow less.

Few people realize the importance of this question. There are in the United States 12,523,488 horses and 2,162,808 mules, and for information's sake I will say here there are 45,675,533 cattle and 18,443,120 milch cows, averaging one cow to every three inhabitants. There are 172,726 blacksmiths, and the value of live stock in the United States is \$1,500,464,609; consequently the preservation of this enormous quantity of usefulness is indeed important. This information was furnished me direct from Washington last year.

The apprentices think they know as much as their "Boss" does; and so they say to themselves, "what in the world is the use of my staying here another year when I might be in business for myself and thereby make much more money?" So they hire a shop, get a pair of blowers and an anvil and a few other implements they have at least learned to call by name, and at once advertise to shoe a horse in the most scientific manner for seventy-five cents. The result is that a great many farmers and others owning horses, who are not well-informed, patronize them. In a few months the horse has corns, overreach, interfere, suffers from sweeney, shoulder jam, and many other complaints too numerous to mention, and which are called by any name a quack doctor gives them. Suppose your animal has been crippled for life by a seventy-five cent blacksmith?

Let me say right here that no one can shoe a horse properly for seventy-five cents and exist. He must, in equity, be paid from \$2.00

to \$5.00. A shoe should never remain on over four to six weeks; then have it reset, and always patronize smiths who have been perfected in their profession.

I am often asked how to cure a horse of corns, and my invariable answer is: "simply remove the cause." If you have a corn on your own foot, you would either cut your old shoe or buy a larger or better fitting pair. Now, apply the same treatment to the horse. If he has corns, simply take the pressure off the quarter where the corn is. Cut off the top part of the corn, and after the pressure is removed, it will gradually get well. In the winter time keep the foot covered. Put in tar or something similar. There are a great many so-called specialists who claim to cure corns, etc.; but my advice is, to patronize only a first-class blacksmith. If he does not succeed in the first few days, don't go off and try some one else, but stick to him, as he will be more likely, after seeing the horse a few times, to ascertain and remedy the complaint quicker than any one else.

When we say a horse overreaches, we mean that the horse, owing to the propelling power of the hind feet, cannot get the front feet out of the way quick enough. Now, to remedy this, have your horse shod with the toe weight shoe on the front feet; thus, having four ounces more on the toe than on the back, the powers are equalized. Have a wide web shoe on the outside foot, and a narrow web shoe on the inside. The philosophy of this is that, by putting toe weights on a horse's front feet, you give him more knee action, and by putting side weights on the hind foot you spread his hind feet out when the horse picks them up. This will stop them from overreaching if properly done. The foot must be pared perfectly level. I also recommend this toe weight shoe for a horse that stumbles; he does this because he has not the proper knee action—sometimes because he is too lazy, which the driver will understand.

If you have a horse whose foot is badly contracted in the spring of the year, apply the half shoes called toe tips. Place them on the horse's front feet, leaving the full frog pressure. They should be made cut down at the end of the shoe, leaving the heel of the foot perfectly level with the shoe. Do not have it slanted down, as a great many do, with a knife, but have it cut right off square with the heel to correspond. In poulticing, in order to soften up this foot, if the foot is dry, use the following preparation: Linseed meal,

one quart; charcoal, one pint; raw onions, one quart. Mix all together with hot water, and make up with a poultice. Now take a piece of blanket about a foot or foot and a-half square, put the poultice in the middle of it, and step the horse's foot into it, bringing up the cloth around the ankle. Do this every twelve hours for five applications, and at the same time use good strong liniment (but one that will not blister) on the cords of the animal's leg from knee to foot. This will prevent inflammation. If you wish to expand the hoof, never put in any screws to force the same, as it is an impossibility to do it. If you desire to do it quickly, use your medicine on the hoof band of the horse's foot known as the coronet. When the top of the hoof is loosened and expands, the bottom is bound to go out with the top. This is the only practical way of expanding the horse's hoof. Now for another point. A great many specialists are going around advertising to cure swinney, shoulder jam, etc. I wish to inform you that there are no such diseases known to the veterinary profession. Some quack, whose grandparents left him an almanac of about 1842, that tells how to cure three or four common complaints, thinks he has learned everything, and at once starts out as a horse doctor. He is the only one who knows what these diseases are, and for a certain amount of money he will guarantee to cure anything. To cure quarter cracks, you pare off all your horse's quarters, the same as for corns. I sometimes use in this case a bar shoe, which I consider a very good thing. In a great many cases you can work your horse every day, but let it heal gradually, as it takes some months to grow out a quarter crack. If it is a very bad case, grow it down as fast as possible, and when nicely grown down, sell or trade the horse to the best bidder.

Now about the nails to be used in horse-shoeing. Some smiths use one size nail for all sizes of horses, a nine nail for ponies and for horses weighing fourteen hundred pounds. For a horse which weighs from 900 to 1,050, I advise a six nail for the front foot and a five for the hind foot. Heavier horses require nails in proportion. The front shoe should be nailed on with six nails, three on each side, and not too far back at the heel. The hind shoe should be fastened with three nails on the outside and two nails on the inside. Drive nails home and clinch down nicely.

A few words in regard to toe crack. This defect is from the same

cause as a quarter crack, and appears in both fore and hind feet. Clean the crack well, cutting with a sharp knife the dead horn from each side of it, and shoe as advised for quarter crack, putting the bearing on the frog and three quarters of the foot. If the hoof is weak from long contraction and defective circulation, I use a shoe with four caulks—two heel caulks, and two caulks—one on each side of the toe. Have these caulks high enough so that the frog will not strike on the ground. The result is the weight of the horse is thrown on the outside of the foot; the pressure is now at the toe and not at the heel, and the result is every time the horse puts his foot down the crack closes together. A few weeks' standing on these shoes will have a great effect.

Some riders have a habit which I do not approve of. When they come in from a ride, particularly in the spring of the year, and their horse's legs are covered with mud, they direct the groom to turn a hose on the legs. The cold water has a bad effect, and brings on sundry complaints. Let the mud stay on until it dries, then remove it with a brush. It will come out very easy, and look fully as well as if washed.

PHILADELPHIA, January 8, 1889.

PROF. O. R. GLEASON:

Dear Sir.—I have given your manuscript a careful perusal, and am very much pleased with it. Your system of training is certainly far superior to any horse manipulation that I have ever witnessed, and your portrayal of the same in your manuscript is practical and to the point.

Your Veterinary Department is far above the average, and I am pleased to see that you have avoided many of the objectionable features incorporated in most of the veterinary works published; I mean the hap-hazard manner in which many authors prescribe deleterious drugs and compounds of which they have no knowledge, thereby producing much unnecessary pain and injury that otherwise could be avoided. Your advice to horsemen in a rational system of practice which should remedy many of the great evils in horse-treatment now existing.

With best wishes for the success of your very valuable work,
I remain very respectfully yours,

JAMES A. MARSHALL, V. S.,
Veterinary Infirmary, 914 and 916 Brown street,
Philadelphia, Pa.

Veterinary Department.

The author of this book does not claim to be a veterinary surgeon, but does claim to have a fair, practical knowledge of the treatment of the many ordinary diseases of horses, and will endeavor to make a few suggestions, to enable the horse owner to relieve the animal of some of the many troubles to which he may be subject. The majority of the diseases mentioned in this department are easily detected and the remedies prescribed, plain and practical.

A few of the more common symptoms or signs of diseases will be considered, but we shall have to depend upon close observation and a strict attention to the different peculiarities exhibited, in order to determine the cause and result of the disease.

The general appearance and actions of the horse must first be observed carefully. The positions assumed by the horse when ailing are quite different from those in health. The most prominent symptoms are seen in the eyes, nostrils, ears and flanks; if the eye appear dull, weeping and inflamed, give cooling medicine for fever; if the eyes are staring and glazed, you have a bad case, and an indication of fatal termination. If the nostrils are expanded, the breathing laborious and the ears drooping and cold, there is serious trouble and needs immediate attention.

The horse cannot describe to us his sickness, but by his general appearance and motion, it is not difficult to distinguish between disease and health.

When an animal is seen to be ailing, he should be placed in a roomy box-stall, care being taken to keep the stall clean and dry. The manger should be washed out, at least, once a day, with strong salt-water; the floor should be well littered with clean straw; the drains should have a little lime or copperas-water poured in once a day. A horse that is sick wants rest and quietness. Be sure that you understand the disease and in administering medicine, use only such as you are certain will do no harm, remembering that more horses die from improper use of medicines than natural deaths.

By watching carefully a few minutes, you will, very likely, see that the animal points his nose to the place of pain. If it is lameness, he will rest the affected limb. Watch carefully for any alteration in temperature or breathing. Diseases arise principally from obstructed or impaired digestion; care should be taken to give only such food as we know to be clean and sweet, and to give it in proper quantities. A horse should never be driven fast on a full stomach. The feet should be carefully examined after work, to see if there are any stones or nails; the dust should be washed from the eyes, mouth and nostrils. It is much easier to prevent disease than to cure it.

A horse is also very much like man in the general structure of the internal organs, and the treatment of diseases very much the same. The average size of a horse being nine times that of a man, with few exceptions, he requires nine times the amount of medicine; the same remedies used in the human family will be applicable and beneficial to the horse.

Many disorders of man and beast arise from obstruction and derangement of the circulation and secretive functions; therefore, to keep in health, prevent obstructions, and to restore health, remove them. The fewer medicines given the horse, provided the cure is effected, the better; nature cannot be forced, but can be assisted and relieved, and to accomplish this there must be an adaptation of the treatment to the nature of the disease. As has heretofore been said, the owner is at a great disadvantage in treating a horse, from the fact that the animal cannot speak; but the treatment may be undertaken with greater hope and confidence than with the human patient, because it may be made with more safety, much more vigorous and decided.

The following recipes have all been tested, and are selected from formulas used by some of the best veterinarians in this and the old country; the most of them are easily obtained, and just such as all horsemen are conversant with:

Pneumonia (Lung Fever,)

Begins with a chill and is accompanied by fever; ears and legs cold; breathing hurried and distressed; fore feet widely apart; eyes inflamed and drooping lids; breath very hot; will not lie down, and groans when moved. Give ten-drop doses tincture of aconite root

every hour, for five hours. Rub the chest with mustard and vinegar. The second day, mix half ounce of quinine to a pint of whiskey, and give two tablespoonsful every three hours. Bandage the legs with flannel; if very cold, rub them first with dry mustard and then bandage. Repeat this process of rubbing and bandaging until they are warm.

Pleurisy

Is accompanied by short breathing and intense pain; legs drawn together; very sore to the touch on the sides; moans when moved. Treatment similar to that of lung fever, only that instead of using mustard on the sides, apply blankets, soaked in and wrung out of hot water, and give two tablespoonsful of sweet spirits of nitre in bucket half full of water, twice a day.

Gravel or Stone in the Bladder.

Symptoms very much like colic. The horse in motion has a straddling gait; difficulty of urinating, accompanied by groans; urine dark and hot; patient perspires profusely, especially in the region of the flanks. Apply hot blankets over the loins, and give ten drops of muriatic acid in bucket half full of water, twice a day.

Founder.

The horse breathes laboriously; stands upon his heels, with forefeet and legs stretched out, throwing his weight on the hind feet; shows intense pain when moved. Treatment: Take off the front shoes; give ten-drop doses of tincture of aconite every three hours until five doses have been administered; soak the front feet in hot water with a handful of washing soda in it, for an hour at a time, twice a day; after each soaking, apply poultices of cold water and bran; feed the horse on warm bran mash and if the bowels are costive, drench with one pint of flaxseed oil and one-half ounce of oil of sassafras.

Rubbing the Tail.

If troubled with pin worms, inject with eight ounces of linseed oil and two ounces of turpentine; wash the tail with strong salt-water every other day. An injection of strong salt-water will often destroy the pin worms.

Impure Blood.

There are many diseases of the blood, but the most common are itching and skin eruptions. Take equal quantities of snake root, sassafras root and rhubarb root and boil them sufficiently to make a strong tea. Give a half pint in mixed feed every night for a week. The best time to give this is in the spring, when the horse begins to shed his coat.

Lockjaw.

This is one of the most fatal diseases of the horse. It generally comes from a wound, and can be easily distinguished from any other disease. If it comes from a wound, open the wound and soak in warm water and poultice. Give ten drops tincture of aconite and twenty drops tincture of belladonna every three hours. Keep the horse perfectly quiet.

Injury from Nails.

After drawing the nail, soak the foot in hot soda water, clean the opening so as to allow discharge, then poultice with flaxseed or onions.

Splint.

Mix one drachm biniodide of mercury with one ounce of lard. Rub a portion of the ointment on the enlargement. In twenty-four hours grease with lard, and in an hour wash off with warm water and soap. If not relieved, repeat in ten days.

Burns and Scalds.

Bathe with equal parts of lime water and linseed oil, and sprinkle a little flour over to keep air out.

Stings or Mosquito Bites.

Bathe the parts with diluted spirits of hartshorn or a strong solution of hyposulphite of soda.

Chronic Discharge of the Horse (Nasal Gleet).

Mix equal parts powdered bluestone and gentian root; give teaspoonful three times a day in the feed, and steam the horse with a little tobacco sprinkled over red coals.

Ulcerated Mouth or Sore Tongue.

Aqual parts of tincture of myrrh and water, and bathe mouth twice a day.

Chicken Lice.

Bruise an ounce of quassia wood and put to soak in a quart of soft water; after standing one day, wash the horse and let him stand in the sun until dry, and then brush out with a stiff brush. If not all removed, repeat the washing and brushing in a few days.

Distemper.

Pink eye, catarrh, bronchitis and strangles, and pretty much all of the diseases accompanied with a discharge from the nostrils, are classed as distemper. The treatment in all of these is similar, and the cases should be treated according to the symptoms shown. First stage. Give medicine for fever (ten-drop doses tincture of aconite, ounce dose of sweet spirits of nitre, or flaxseed tea, should be given); the animal should have warm bran mashes, and be kept in a well ventilated stable, without much draught. Bathe the throat twice a day with hartshorn and sweet oil (two parts of sweet oil to one of hartshorn). If the throat be much swollen and shows indication of pus forming, poultice with flaxseed until the enlargement breaks, then wash clean with warm water and castile soap. As soon as the fever is subdued, give the following powders to cleanse and build up the system: Two parts gentian root (powdered), two parts saltpetre, one part ginger root, and one part Peruvian bark. Powder fine and mix well. Give a teaspoonful three times a day. If the horse does not improve in a few days, send for a veterinarian, as there may have set in some complication, such as lung fever, pleurisy, dropsy, etc., which are serious. Great care should be taken to keep the horse quiet, and if summer, cut some grass and give him a few hands full three or four times a day.

Hide-Bound and Dead Coat.

Give a tablespoonful of powdered jimson seed in mixed feed every night for four nights, then stopping for four nights, and again repeating as before.

Rheumatism.

Make a strong decoction of poke berries and whiskey; give two tablespoonsful in a little water night and morning.

Weak or Inflamed Eyes.

If eyelids are much swollen and red on the inside, take three eggs, mix them together, yolks and whites, put them into a quart of warm water and let simmer for one-half hour, then add half ounce of sulphate of zinc; let stand and settle until cold, then strain. Poultice eye with the curd, allowing it to remain on for two hours. Wash the eye with the liquid two or three time a day.

Thumps—Spasm of the Diaphragm.

The diaphragm is the curtain-like muscle which separates the chest from the abdomen. For this spasm give ten drops tincture of aconite in a little water; bathe the head and nostrils with cold water, and in half-hour give a bottle of ale or porter.

Strains.

In all strains there is more or less swelling and heat. First soak or bathe the parts in hot water, with a hand full of washing soda to each bucket. Bathe for half an hour; then rub dry and bathe with tincture of arnica flowers.

Bruised Heels or Corns.

Remove the shoe, soak in hot soda water and poultice with flaxseed or onions. If there be a corn, have it cut out, pour some tincture of iodine on it, and dry it in with a hot iron. Have horse shod so that the shoe will not bear on the corn.

Fistula or Poll Evil.

When the enlargement first shows, apply a hop bag of about two quarts, dipped in boiling vinegar, to the swelling, laying a piece of oil-cloth on top of the bag to keep in the steam. Repeat every fifteen minutes for an hour twice a day, continuing the process for

three days. Then dissolve an ounce of corrosive sublimate and an ounce of camphor in a pint of turpentine, and apply this liniment once a day. If this does not effect a cure, and there is a pus formed inside, open it well with a sharp knife and wash it out with one part of carbolic acid to eight parts of glycerine. Both of these drugs (corrosive sublimate and carbolic acid) are violent poisons, and should be used with great care.

Sun Stroke.

When a horse is overcome with heat, get him into the shade, if possible, and bathe the head and back the entire length of the back bone with cold water; sponge the mouth out well with a little whiskey and cold water and give him a couple of ten-drop doses of tincture of aconite. If the legs are cold, bathe them well with whiskey and red pepper, and bandage them with red flannel.

Paralysis.

Horses that are well fed and not regularly exercised are most subject to paralysis. The hind portions are the most liable to be affected. Try to keep the horse on his feet; if already down, make a sling of bags and raise him, as he will do much better if standing. Steep blankets in hot water and wring out dry, apply them to back as hot as possible. Leave the blankets on for a couple of hours, then remove them and rub the horse dry and bathe the back well with hot vinegar and salt and cover with a dry blanket. Give a half pint of ale or porter every two or three hours and send for a veterinarian.

Cramps and Spasmodic Colic.

The horse refuses his feed; paws with the fore feet; tries to kick his belly with his hind feet; looks around at his side; during the spasm he is greatly excited, kicking and rolling; sweats freely; there are also frequent intermission of pain. Give half a pint of warm ale or porter with a tablespoonful of ginger or half pint of whiskey and tablespoonful of essence of peppermint; if not relieved give an ounce of laudanum, two ounces of sweet spirits of nitre in half pint water; repeat either of the doses every half hour.

Inflammation of the Bowels.

The symptoms are somewhat similar to those of spasmodic colic, the only difference being that there is no intermission of pain. The horse rolls, paws and shifts about, has a high fever, hot breath and is greatly excited. First: relieve the pain by giving ten drops of tincture of aconite and twenty drops of tincture of belladonna in two tablespoonsful of water every hour. Apply blankets wrung out of hot water to the belly; use the hot blankets for several hours, then rub dry; if no better, apply a mustard plaster made of hot water and vinegar and strong mustard, mixed thick as cream. This is a dangerous disease; send for your veterinarian soon as possible.

Wind or Flatulent Colic

Resembles the two former diseases, excepting that the belly is swollen with gas caused by fermentation of food. Give a tablespoonful of baking soda in half pint of water; inject with warm, soapy water; if the wind passed off with the water, you may consider your horse out of danger. If not relieved give an ounce of hyposulphite of soda, one ounce laudanum and one ounce of tincture of assa-fœdita in half pint of water.

Bone-Spavin.

When fully developed there is no cure. If there is fever in the joint, bathe with warm soda water, then use bandages soaked in cold water on the parts until the hock is as cool as other portions of the leg. Then apply a blister of biniodide of mercury the same as used in splint. This treatment may reduce the enlargement and relieve the lameness.

Bog and Blood Spavin, or Thorough-Pin,

Is incurable, but may be relieved by hot fomentations and the use of the biniodide blister.

Suppression of Urine or Stoppage of Water.

The horse tries to urinate, but only a few drops pass at a time. Examine the sheath and see that there are no obstructions, and that

the parts are clean. (A horse's sheath should be washed out with warm water and soap, at least, once a month.) Apply a warm blanket to the back over the kidneys; make a strong tea of water-melon seeds, and give a teacupful every couple hours. If not relieved the first day, give two ounces sweet spirits of nitre in half pint of water.

Scratches or Cracked Heels.

If the legs are swollen and hot, poultice for twenty-four hours, changing the poultice every six hours, with boiled carrots and sufficient charcoal (powdered) to color it black. Then clean the parts with a sponge, dampened with warm water and castile soap, and apply an ointment composed of two ounces sulphur, one-half ounce sugar of lead, one drachm of carbolic acid, and four ounces lard; mix well, use the ointment twice a day and keep the legs dry.

Collar or Saddle Galls.

Jimson leaves bruised and mixed with an equal quantity of hot lard, make a good healing ointment.

Heaves or Broken Wind.

Heaves cannot be cured. Care in feeding and watering is the best remedy. Give feed and water in small quantity. Dampen the feed with lime-water and give teaspoonful doses of pine tar on the tongue once a day.

Diarrhœa or Scouring

Brown half pound of rice the same as you would brown coffee. Grind in a coffee mill, and boil in two quarts of water, add two ounces of laudanum, and give a teacupful two or three times a day.

Chronic Cough.

Two ounces of pine tar, four ounces honey and one ounce powdered Irish moss; mix and give a teaspoonful night and morning on the tongue.

Slobbering.

Look for sharp edges on the teeth; if they are rough, smooth

with a tooth rasp, then make a strong sage tea well sweetened with honey and swab the mouth out two or three times a day.

Hemorrhage or Bleeding from Wound.

If the blood be a light red or pink, and spurts out, it is from an artery; if possible, find this artery and tie it with a strong thread and bind on the wound a thick plaster of cobweb. If it is only veins that are injured, apply the cobweb. If that does not stop the flow, touch with a hot iron and repeat application of cobweb.

Staggers.

Staggers generally comes from disordered stomach or close and ill ventilated stables. If the animal stops on the road and staggers, take the small blade of your penknife and stick him in the upper jaw; not above the third ridge. Bathe the head and nostrils with cold water and quietly walk him home, then feed with bran mash or cut grass. A horse subject to staggers should not be turned out to pasture. Dispose of him, he is of no account.

Worms.

Mix a handful of cut and dry tobacco with the feed, twice a week.

Profuse Stalling.

Urinating profusely and frequently may be corrected by giving a teaspoon half full of iodide of potassium every night for two weeks in mixed feed.

Swollen or Inflamed Udders.

Dissolve a piece of gum camphor the size of a hazel nut, in two tablespoonfuls of hot lard. Bathe the udder with this twice a day. Give the mare bran mashes and moderate exercise.

To Clean and Oil Harness.

First, take the harness apart, having each strap and piece by itself; then wash it in warm soapsuds. When cleaned, black every part with the following dye: One ounce extract logwood,

twelve grains bichromate of potash, both pounded fine ; then put into two quarts of boiling rain-water, and stir until all is dissolved. When cool it may be used. You can bottle and keep for future use if you wish. It may be applied with a shoe-brush or anything else convenient. When the dye has struck in, you may oil each part with neatsfoot oil, applied with a paint brush or anything convenient. For second oiling use one-third castor oil and two-thirds neatsfoot oil, mixed. A few hours after, wipe clean with a woollen cloth, which gives the harness a glossy appearance.

The preparation does not injure the leather or stitching, makes it soft and pliable, and obviates the necessity of oiling as often as is necessary by the ordinary method. Its use is, therefore, economical.

Corns.

Cause.—In a flat foot, the heels of the coffin-bone squeeze the sensitive sole by pressing it against the shoe. In a contracted foot, the sensitive sole is squeezed between the wings of the coffin-bone and the thick, horny sole. A bruise results, the blood is effused and the stain of this left upon the horny sole—generally upon the inner side and anterior to the bars—constitutes a horse's corn, which is mostly found on the fore feet.

Symptoms.—If the stain is dark and is to be removed with the knife, this indicates that a corn was there but no longer exists. The smallest stain of bright scarlet testifies to the existence of a new and present corn. Corns are of four kinds—the old, the new, the sappy and the suppurative. The old and new are produced by the blood, and are judged by the scarlet or dark-colored stain. The old is generally near the surface ; the new is commonly deep-seated. The sappy is when the bruise is only heavy enough to effuse serum. The new corn alone produces lameness. The suppurating corn may start up from either of the others receiving additional injury. It causes intense pain and produces acute lameness.

Receipt to Stop the Growth of Bone Spavins, Ringbones and Curbs ; also to Remove Splints from Horses.

Take corrosive sublimate, one-quarter ounce ; tartar emetic, one-half ounce ; gum euphorbium, one-half ounce ; cantharides,

one-quarter ounce ; oil of spike, two ounces ; verdigris, fine ground, one-quarter ounce ; oil of wormwood, one-half ounce ; oil of turpentine, two ounces ; croton oil, one-half ounce ; mercurial ointment, three-fourth ounce ; tincture iodine, one and one-half ounces ; crude oil, or alcohol, four ounces ; tincture capsicum, one ounce ; put in last one ounce sulphuric acid ; mix all.

Directions.—First shear off the hair ; then take hot soap-suds, say three-fourths pail full, and put into a pint of old chamber lye, and foment or bathe the foot or joint ten minutes ; then put as much of the medicine on as will penetrate ; rub with finger a minute ; do so once in three days until the lameness is gone. Always foment before putting on medicine and let the colt run out or the horse work. It is better than to stand still. It keeps the strength of the muscles, and when well will not get hurt again.

Receipt for Blood or Bog Spavins, Enlargement of Back Sinews, near the Pastern Joint, called Windgalls.

Take four drachms iodine of potassium ; two ounces oil of hemlock ; three ounces turpentine ; two ounces oil stone ; one ounce oil of wormwood ; mix all with eight ounces alcohol and two ounces tincture of cantharides.

Directions.—Shake well and rub the parts of blood spavin every other day until you have used the medicine nine times ; then wash the parts and grease for a week. For windgalls, same way. Two to four applications will be enough. This will remove any soft blemish on the horse. Bathe with hot water first.

For Shoulder, Hip, or Stifle Lameness.

Take oil of fireweed, one-half ounce ; oil of wormwood, one-half ounce ; ammonia, two ounces ; tincture of myrrh, one ounce ; oil of spike, one and three-fourth ounces ; tincture of cantharides, one and three-fourth ounces ; alcohol, three ounces ; mix all.

Directions.—First wet the parts with hot water for five or six minutes ; rub on medicine well ; then cover the shoulder or hips with as many blankets as you can, and leave them on eight

hours. Do this once in three days, until you have done it four times; then once in six days, until you have done it three or four times more. Always bathe the hip or shoulders with hot water first.

Blood Purifier.

To be given to horses twice a year, in spring and fall. This will keep your horses from having distemper, coughs, colds or farcy, and keep them in good health.

Take gentian root, pulverized, two and one-half ounces; sassafras bark, two ounces; elecampane, two ounces; skunk cabbage, one ounce; cream of tartar, one ounce; saltpetre, two and one-half ounces; ginger, two ounces; sulphur, six ounces; digitalis, one ounce; bloodroot, one ounce; and buchu leaves, one ounce; mix all together well. If your horse is in bad health give a teaspoonful twice a day in bran mash, or to prevent all internal diseases give a tablespoonful in spring and fall, once a day, for fifteen or seventeen days.

For Scratches.

One ounce sugar of lead, one ounce burnt alum, one-half ounce sulphate zinc, one quart rain-water. Wash off clean with castile soap and water. Let dry and apply the liquid for three or four days. A sure cure if not grease heel.

Receipt to Cure Grease Heels or Big Leg.

Take two ounces tincture of cantharides, two ounces aqua ammonia, two ounces oil of turpentine, one ounce laudanum, three ounces alcohol. Mix all together.

Directions.—First bathe the heel or leg with hot softsoap suds well for five or six minutes, then rub on the medicine well enough to wet the skin. Rub in well. Do this once in six days until you have done it from two to five times. If the disease is not of long standing, two applications are enough. In case of bad scratches or grease, give the horse the blood purifier.

Receipt to Cure Poil Evil or Fistula, if Broken Out.

Take tincture of lobelia, one ounce; cantharides, one ounce; croton oil, one-fourth ounce; corrosive sublimate, one-fourth

ounce ; euphorbium, one-fourth ounce ; mercurial ointment, one-half ounce ; tartar emetic, one-eighth ounce ; turpentine and oil of spike, each one and three-fourth ounces ; sulphuric acid, one ounce ; alcohol, one and one-half ounces.

Directions.—Insert with a probe to bottom of pipe and find which way they run, then put a small sponge on your probe and put as much medicine in as will go once a day for ten days. This will take out all the pipes and branches at the bottom. Then take one ounce nitrate of potash, put into a pint of soft water, and use with a syringe. This will heal from the bottom to surface. Same with fistula. Keep the parts clean with soft-soap suds, and give the blood purifier.

For Poll Evil or Fistula, if Not Broken Out.

Take tincture of iodine, three ounces ; turpentine, three ounces ; aqua ammonia, two ounces ; tincture of cantharides, two ounces ; oil of spike, two ounces ; kerosene oil, six ounces. Mix all together. Rub the parts over once a day well for ten days, and give the horse blood purifier, No. 7, in both cases.

Remedy for Colic and Belly-Ache.

Take one and one-half ounces of laudanum, two ounces essence of peppermint, two ounces sweet nitre, one ounce capsicum, and ten drops tincture of aconite. Mix with one pint of whiskey. Give half the dose. If not well in ten minutes, give the other half. Cover the horse with blankets and do not move him.

Worms.

Cause.—Deranged condition of the digestive organs.

Symptoms.—Voracious appetite, loss of flesh and general unthrifty condition, and accompanied often by a dry, hacking cough. The excrement is usually covered with slime, and the anus is the seat of a morbid secretion of white color.

Treatment.—Oil of savin, give ten drops three times a week. This is a valuable remedy for worms. Always give the blood purifier at the same time. Do not give to mares with foal.

Receipt to Cure Fresh Wounds, Cuts, Kicks or Collar Gall.

Take one and one-fourth ounces sugar of lead, one-fourth ounce sulphate of zinc, one and one-fourth ounce saltpetre, one-fourth ounce sal ammonia, one-half ounce copperas. Mix all with one-half pint of alcohol and two quarts of soft water. Wet the parts three or four times a day. This will keep inflammation and proud flesh from the parts and heal them very fast.

Corns.

Cause.—Contraction of the feet and bruise of the soles.

Symptoms.—Pain and lameness discoverable in one or both fore feet. On removing a flake or two of the sole at the inner angle of the foot, a dark spot will be discovered. This is called the corn spot.

Treatment.—Take corrosive sublimate, two drachms; mercurial ointment, two drachms; verdigris, one drachm; croton oil, three drachms. Mix and heat in foot when shod.

To Cure the Mange.

Symptoms.—The hair will rub off and the skin break out in scabs.

Take tincture of cantharides, two ounces; oil of spike, two ounces; aqua ammonia, one and three-fourth ounces; turpentine, one and one-half ounces; chloroform, one-half ounce; oil of amber, one ounce; alcohol, four ounces. Mix all and rub parts.

Liniment for Bruises or Lame Back for Man or Beast.

Take alcohol, three ounces; oil of origanum, two ounces; oil of hemlock, two ounces; opodildoc, two ounces; tincture of arnica, two ounces; chloroform, one-half ounce. Mix all. This is good for rheumatism.

Hoof Ointment.

This will grow the hoof very fast and is good for contraction or thrush. To be used between the hair and hoof.

Balsam fir, oil hemlock, white pine pitch, honey, Venice turpentine, beeswax, each one and three-fourth ounces ; lard, one-half pound ; fine ground verdigris, three-fourth ounce. Simmer all together over a slow fire. When melted, take off the fire and stir until it is cool.

A Liniment for Man or Beast.

One pint turpentine, one pint beef gall, one pint hartshorn, two ounces oil of sassafras and two ounces of sweet oil. For external use.

Colic and Stoppage of the Urine.

Symptoms.—Frequent attempts to urinate ; looking around at his side ; lying down ; rolling and stretching.

Cure.—One ounce chloroform, one pint of linseed oil, two ounces sweet spirits of nitre ; mix and drench.

Physic Ball for Horses.

Barbadoes aloes, from three to five or six drachms (according to the size of the horse) ; tartrate of potassia, one drachm ; ginger and castile soap, of each two drachms ; oil of anise or peppermint, twenty drops. Pulverize and make all into one ball with thick gum solution.

Chest Founders.

Symptoms.—Not unlike lung fever. The horse is stiff, but has no fever in his feet. Very sore in the chest ; inclined to stand very wide with his fore legs.

Cure.—Bleed just above each hoof and bind up legs with oat straw and bathe with warm water for half an hour ; then rub dry with hot cloths and pour in bottom of each foot one tablespoonful of turpentine. Give internally one spoonful of pulverized alum. Take equal parts of boiled turnips and bran, add four ounces of ground flaxseed for poulticing feet.

General Liniment.

Turpentine, half pint ; linseed oil, half pint ; aqua ammonia,

four ounces ; tincture iodine, one ounce. Good for fresh sores, swellings, bruises, etc. Apply twice a day.

White Ointment.

Fresh butter, two pounds ; tincture of iodine, one ounce ; oil of origanum, two ounces. Ready for use in fifteen minutes.

Jaundice—Yellow Water.

Symptoms.—The hair in the mane and tail gets loose ; the white of the eye turns yellow and the bars of the mouth ; he refuses to eat and limps in his right fore leg generally

Cure.—Give every morning until it operates, barbadoes aloes, seven drachms ; calomel, one drachm ; ginger, four drachms. Mix with molasses. Feed scalded bran and oats or grass if it can be had. Stop the physic when the bowels move ; then give spirits of camphor one ounce every day for twelve days.

Sweating Liniment.

Laudanum, gum camphor, spirits of turpentine, tincture of myrrh, castile soap, oil of origanum and nitrous ether, each one ounce ; alcohol, one quart. Shake well before using. Apply twice or three times a day, as the case may require.

A Liniment to Use on Swollen Glands.

Tincture arnica, chloroform, ammonia and sweet oil, four ounces of each. Mix well. Rub on the horse's throat twice a day.

Gleason's Condition Powders.

Fenu greek, cream of tartar, gentian, sulphur, saltpetre, resin, black antimony and ginger, equal quantities of each, say one ounce, all to be finely pulverized ; cayenne, also fine, half the quantity of any one of the others, say a half ounce. It is used in yellow water, coughs, colds, distemper and all other diseases where condition powders are generally administered. They carry off the gross humors and purify the blood.

Dose.—In ordinary cases give two teaspoonsful once a day in feeding; in extreme cases give twice daily. If this does not give as good satisfaction as any other condition powder that costs more than double than it does to make this, then I will acknowledge that travel and study are of no account.

Sore Mouth or Tongue.

Cause. Inferior provender, and abuse by pulling on the reins.

First take his grain from him, then take half an ounce of alum and two drachms of sugar of lead, one pint vinegar, and a half a gallon of water. Open the mouth and swab it out with this every morning and night. This should cure in all cases in five or six days.

To Stop Blood.

Swab the wound with Monsel's solution of iron.

Bran Mash.

I have frequently alluded in this work to the free use of bran mash for sick horses. They are invaluable, yet require some attention to the proper mode of preparing the same. The following is the rule: The bran short should be clear and glossy in the color of its scales; the scales should be of modern size and perfectly sweet to the smell; very fine bran is unfit for sick horses. The common practice is to place a certain quantity of bran within a bucket, then to pour hot water upon it and stir the mess and give it to the horse immediately. To prepare a mash properly proceed as follows: First, pour the bran into a clean bucket and add to it a tablespoonful of salt; then pour on it the required quantity of boiling water, and, in doing so, contrive to let the water run upon every portion of the surface of the bran; then immediately afterwards spread a thin coating of oatmeal upon the mass, and upon the oatmeal a dry covering of bran; then cover the vessel with a clean sack or a thick woollen cloth, and set the same in a cool place about a half hour, after which remove the covering from the bucket and lightly stir the contents; it is ready then for the patient. This

plan of preparing a mash will thoroughly steep the bran, and at the same time preserve its aroma.

Strong Blister Ointment.

Hog's lard, four ounces ; oil of turpentine and Spanish flies, each one ounce ; mix.

For Fomenting Swollen or Stocked Legs.

Procure one pound of smartweed ; place the same in an eight gallon kettle, with four gallons of soft water ; place over a slow fire and boil down to two gallons ; strain the solution into another iron or tin vessel ; get one pound of alum, place in a mortar and pulverize fine ; sift the alum into the liquid ; again place over the fire, and stir until well dissolved. Now, wind the limb tight with a hay rope ; pour one pint of the solution in at the top of the bandage when blood-warm. Repeat every hour for forty-eight hours. This is the best fomentation used. It will remove all inflammation and swelling in two days. If there is a cut or wound after fomenting, apply white ointment, until healed. In case of strain or bruise, apply the general liniment.

Diseases of the Mouth, or Lampas.

Symptoms.—Swelling of the gums and bars and roof of the mouth. In many colts and horses it occasions but little or no inconvenience, while in others the pain is so great as to interfere with their feeding.

Treatment.—Some barbarous pretenders burn with hot iron. But act humanely. Lance the bars, or use the jack-knife, if you can get nothing better. Use judgment, and in a few days the animal will feed as usual.

To Grow Hair.

Add as much sulphur to sweet oil as will make it as thick as cream ; apply to the mane and tail, rubbing in thoroughly, at least twice a week. This, it is said, will grow hair on the mane and tail rapidly. Must cleanse parts well with castile soap and water each time before applying the ointment.

Galls, Cuts and Sores.

Galls, cuts and sores should be kept well cleansed as often as possible with castile soap and water, and if they are chafed and rubbed by the harness, the parts of the harness should be kept clean at all times wherever they touch the cut, gall or sore. Apply an ointment of the following: Pulverized alum, four ounces; pulverized bloodroot, four ounces; white lead, four ounces; calomel, two ounces. Mix with glycerine, sweet oil or lard, to make an ointment. I have never known it to fail on cuts, galls or even scratches.

Or, pulverized castile soap, four ounces; camphor gum, four ounces; calomel, two ounces. Mix with glycerine, sweet oil or lard, to make an ointment. I have known galls or cuts to heal up readily while at work, especially if the horse's blood is well cleansed.

Thrush.

The cause and symptoms of thrush are usually well known, yet I will describe them as follows: First, fever in feet, bad stable and management, wet bedding, etc., etc.

Treatment.—Cleanse well the parts affected with castile soap and water; open the crevices and apply chloride of zinc thoroughly, or crystallized carbolic acid; repeat every day until relieved. Cleanse well each time before an application is made. Keep the horse's feet on dry floor. Dilute with soft water one ounce of either the zinc or the acid, when it is fit for use.

To Dry Up Old Sores.

Quarter of a pound of white lead; dust on the places twice a day. Horses can be worked all the time. This is simple and good.

To Restore the Appetite.

Use of pulverized caraway seed and bruised raisins, four ounces each; of ginger and palm oil two ounces each; always use twice as much of the first as of the last, in whatever quantity you wish to make it. Give a small ball once a day until the appetite is restored; use mashes at the same time.

Receipt for Swellings.

Double handful each of mullen leaves, may apple roots, poke-roots, one gallon of water ; boil and add double handful of salt ; apply as warm as the hand can bear it. Good and cheap.

Gleason's Cleansing Powders.

Powdered fenu greek, two ounces ; black antimony, one ounce ; sulphur, one ounce ; saltpetre, one ounce ; powdered gentian, two ounces ; glauher salts, two ounces ; ginger, two ounces ; resin, two ounces ; assafœtida, one ounce. Good for coughs, colds, distemper, bad blood, yellow water, loss of appetite, etc.

Dose.—One tablespoonful once a day in wet food.

Poultices.

Few horsemen are aware of the value of these simple preparations in abating inflammation and allaying pain, cleansing wounds and causing them to heal. They are the best kind of fomentations ; they continue longer and keep the pores open. In all inflammation of the feet they are very beneficial and in cases of contraction. A poultice that contains the heat and moisture longest is the best. They will relieve swellings, take out the soreness from the pores and draw out unnatural substances ; linseed oil makes the best poultice ; it will hasten any tumor that is necessary to open and cleanse any old one, causing a healthy discharge when it is offensive. But in this case—where the ulcer smells badly—add two ounces of pulverized charcoal or chloride lime half an ounce to one pound of meal. This is good to use in grease or cracked heel. A poultice should never be put on tight. Carrots are very good, mash fine after boiling soft. The charcoal may be used in this also, where the parts smell offensively.

Medicated Food for Horses and Cattle.

Take linseed cake and pulverize or grind it up in the shape of meal, and to every fifty pounds of this ingredient add ten pounds of Indian meal, two pounds of sulphuret of antimony, two pounds of ground ginger, one and three-fourth pounds

of saltpetre and two pounds of powdered sulphur. Mix the whole thoroughly together. Put in neat boxes or packages, for sale or otherwise, as desired, and you will have an article equal to Thorley's food or almost any other preparation that can be got up for the purpose of fattening stock or curing disease in every case when food or medicine can be of any use whatever. This article can be fed in any desired quantity, beginning with a few tablespoonsful at a time for a horse, mixing it with his grain, and in the same proportion to smaller animals, repeating the dose and increasing the quantity as the case may seem to require.

Packing the Feet.

Packing the feet has been practiced by many horsemen for a long time without ever hearing of any particular good derived. I feel as though it was time and money spent for naught. First, any common sense man will see at once that there is no moisture in flaxseed meal, or any other substances ground, except when mixed with water like a paste before stuffing the foot. How much better and sooner you would get relief by applying hoof ointment, made to soften and keep fever down. The stuffing of the feet is no more or less than old foggism. I have noticed in a good many different places men packing the feet of their trotters and road horses as part of their toilet, but, after all, have seen no good results derived, or seen an expression on the owner's countenance saying it has bettered the foot at all, after all my trouble. The sole and corn on the foot are too hard for water and flaxseed meal to have but little effect. We read of no author on the horse and his diseases that points to and commands, or favors and gives any remedies, and says "that seems to be the best and only thing needful." On the other hand, but very little is said in regard to stuffing the horse's foot. It is far better to wash the foot clean and have your ointment and apply around the coronet a sufficiency every day until the fever has abated and the foot becomes pliable. There is danger of softening too much so as to weaken. Use judgment. Make the ointment from the following: Raw linseed oil, one ounce; lard, one pound, or balsam fir, eight ounces; castor oil, twelve ounces, and crystallized carbolic acid, one ounce. This ointment is hard to beat.

Watering and Feeding Horses.

Much has been said in regard to watering and feeding horses ; perhaps all that is necessary. Yet I might add a word or so that might be of some light or benefit still on top of other and more generous-minded writers. I have had all grades of horses to care for, from the draft horse to the finest trotter, the old plug or stage horse out of sorts, and horses to put in trim for market.

The Heavy Draft Horse.

Feed him accordingly—three good meals a day, eight pounds of good hay at night. Before you feed offer a pail of water, if not too warm to drink the whole ; then feed in the morning oats and ground feed ; wet with cold water ; at noon the same. At night the full mess of ground feed made into a mash each and every day. Salt and ginger are good two or three times a week. Some horses will require more feed than others, but as a rule four quarts will be sufficient for the largest horse.

The Road Horse.

Water before being fed every meal. Oats dampened for breakfast, oats dampened for dinner, and a mash every evening of a good article of ground feed, and a fair supply of good hay. Keep him well groomed, clothed and shod, with a good bed, and he will endure a good deal of roading.

Feeding and Fitting Trotters.

There are very many different opinions given as to the proper mode of caring for and grooming the trotter or race horse. First get the horse in proper shape by preparing the feet, next the system. In order to do this, the feet should be kept clean every time he is driven, then apply the hoof ointment until the foot is soft and pliable enough, and keep it so. Then to prepare the system, feed moderately to start, keep the bowels in a smooth soluble condition by giving plenty of flaxseed, mucilage and seeds in mash once a day until you have got the desired effect. Then give the system powder morning and evening for eight days. Do not get the animal excited by overdoing matters. Keep him feeling in the best of spirits. See that his teeth do not interfere

with his driving on one rein, or make him slobber in feeding and watering. Give at the evening meal the heaviest. Feed and water when jogging. If he does not seem to feel just right, better go to the stable and wait for another day.

Navicular Disease.

Causes.—Corns, contraction, bruised heels or the unprotected foot treads on a rolling stone, and navicular disease is the result.

Symptoms.—Acute lameness ; this disappears, but may come again in six or nine months.

Acute lameness is then present for a longer time, while the subsequent soundness is more short. Thus the disease progresses till the horse is lame for life. The pain in one foot causes greater stress upon the sound leg, and from this cause both feet are ultimately affected. The foot is pointed in the stable. The bulk diminishes, while the hoof thickens and contracts. The horse, when trotting, takes short steps, and upon the toe, going groggily.

Treatment.—Feed liberally upon crushed oats and old beans. Soak the foot every other night in hot water. Afterwards bandage the leg, fix on tips, and having smeared the horn with glycerine put on a sponge boot. Rest very long—six months in the first instance—and then give three months agricultural employment. In bad cases resort to neurotomy, but do so upon the second attack of lameness ; because continued disease disorganizes the internal structures of the hoof, and also occasions the sound foot to be attacked by navicular disease.

Canker.

Cause.—Old horses, when “turned out” for life as pensioners. Aged and neglected animals will also exhibit the disease.

Symptoms.—Not much lameness. The disease commences at the cleft of the frog ; a liquid issues from the part, more abundant and more offensive than in thrush ; it often exudes from the commissures joining the sole to the frog. The horn first bulges out ; then it flakes off, exposing a spongy and soft sub-

stance, which is fungoid horn. The fungoid horn is most abundant about the margin of the sole, and upon its surface it flakes off. This horn has no sensation. The disease is difficult to eradicate when one fore foot is involved. When all four feet are implicated a cure is all but hopeless, and the treatment is certain to be slow and vexatious.

Treatment.—The stable must be large, clean and comfortable; the food of the best; allow liberal support; pare off the superficial fungoid horn, and so much of the deep-seated as can be detached. Apply to the diseased parts some of the following: Chloride of zinc, half ounce; flour, four ounces. Put on the foot without water. To the sound hoof apply chloride of zinc, four grains; flour, one ounce. Cover the sound parts before the cankered horn is dressed; tack on the shoe; pad well and firmly. When places appear to be in confirmed health the following may be used: Chloride of zinc, two grains; flour, one ounce. At first, dress every second day; after a time every third day, and give exercise as soon as possible.

Diseases of the Dog.

Administering Medicine, Etc.

I will commence this essay by giving directions how to administer medicine. If your dog is not large you can manage him by yourself. Invert a bucket and sit on it; set the dog down on his haunches between your legs, holding him with your knee; tie a cloth around his neck, this falling over his forepaws, is pressed against his ribs by your knees; his forelegs by this dodge are “hors du combat;” with the finger and thumb of one hand force open the jaws, elevating his head at the same time with the same hand. If a bolus, with the other hand pass it over the roots of his tongue and give it a sharp poke downwards; close the mouth, still holding up his head until you

see it swallow. If a draught, give a mouthful, close the mouth, hold up the head and stop the nostrils. Repeat this if the draught is too large to be taken at once. If the dog is very large you must have an assistant, else in his struggles he will upset you and the medicine, too.

Physic.

In giving a dog physic be sure to keep him warm and dry, especially if you use calomel or mercurial preparations. Always remove him from his kennel and put him into a hospital apart from the rest, to prevent infection as well as to insure the poor brute quietness. Study the appearance of the eyes, feet, nose, extremities, pulse, etc.

Mange.

Caused by dirty kennels, neglect, want of nourishing or improper food.

CURE.—One ounce salts, for dog of moderate size; rub every third day, well into the skin, of the following mixture. Train oil (Tanner's oil will do), one quart; spirits turpentine, one large wine-glass full; sulphur, sufficient to make thin paste; mix well; let it stay on the animal two weeks, then wash well with castile soap and warm water.

To Extract Corns.

Cobbler's wax bound on to the place, or black pitch plaster, or a poultice, are equally good.

Films Over the Eyes.

Blue stone or lunar caustic, eight grains; spring water, one ounce. Wash the eyes with it, letting a little pass in. Repeat this daily, and you will soon cure it.

Films Caused by Thorn Wounds.

Rest the dog till perfectly headed over, washing with rose water. If much inflammation, bleed and foment with hot water with a few drops of laudanum in it—about forty drops of laudanum to one ounce of water. Then apply four or five times the following wash: Super-acetate of lead, half a drachm; rose water, six ounces.

Stripping Feet.

Wash in bran and warm water with a little vinegar. Afterwards apply tincture of myrrh. Apply sweet oil before he goes out. If his feet are sore, wash in buttermilk until better, then apply brine and vinegar, equal parts.

Wounds

Poultice for a day or two, then apply Friar's balsam, covering up the place.

For a Green Wound.

Hog's lard, turpentine and beeswax, equal parts; verdigris, one-fourth part. Simmer over a slow fire till they are well mixed, and apply.

Purgative Medicines.

Salts, one ounce; calomel, five grains; socotrine aloes, two drachms; syrup of buckthorn, one tablespoonful; for a moderate-sized dog.

Canker in the Ear.

Wash well with soap and warm water. Fill the ear with finely powdered charcoal or powdered borax. Clean out daily with sponge on a stick and warm water, and repeat the dusting until it heals. Another remedy: Oak bark one pound, chopped fine and well boiled in soft water. When cold take of the decoction of bark, four ounces; sugar of lead half a drachm; put a teaspoonful into the ear night and morning, rubbing the root of the ear well to cause it to get well into the cavities. This is one of the best receipts in this book.

For a Strain.

Use Bertine's liniment, or one ounce of turpentine, half-pint old beer; half-pint brine; bathe the part and repeat; or sal ammonia, one ounce; vinegar, one pint.

Bruises or Strains of Long Standing.

Gall and opodildoc are excellent. Shaved camphor, two ounces; spirits of wine, three-quarters of a pint; shake well and cork close, placing it near the fire until the camphor dissolves; then add a bul-

lock's gall; shake well together. Apply, rubbing it well into the part affected, until it lathers.

Dog Poisoned.

Give a teaspoonful of castor oil. After he has vomited well, continue to pour olive oil down his throat and rub his belly.

Fleas.

Scotch snuff steeped in gin is infallible, but must be used with great care, and not above a teaspoonful of snuff to a pint of gin, as the cure, if overdone, is a deadly poison.

Torn Ears.

Laudanum and brandy, equal parts. Mix well, and apply alternately with sweet oil.

Swelled Teats.

Make pomade of camphorated spirits of brandy and goose grease. Apply two or three times daily.

Worms.

Cowage, one-half drachm; tin filings (very fine), four drachms; make it into four or six balls, according to size of dog; one daily, and a few hours afterwards a purge of salts or aloes. Another remedy: Powdered glass, as much as will lie on a quarter of a dollar, mix with lard. Repeat once or twice, alternate days; finish off with one or two drachms of socotrine aloes rolled up in tissue paper.

To Make a Dog Fine in his Coat.

A tablespoonful of tar and oatmeal; make bolus.

To Destroy Lice.

Sometimes the receipt for fleas will prove efficacious, yet not always; but a small quantity of mercurial ointment, reduced by adding hog's lard to it, say an equal quantity, rubbed along the back never

fails; but the greater care must be taken to keep the animal warm and dry.

Distemper.

Distemper caused by low keep, neglect and change of atmosphere. Symptoms of this disease are as follows: Loss of spirit, activity and appetite, drowsiness, dullness of the eyes, lying at length with nose to the ground, coldness of extremities—legs, ears and lips; heat in head and body, running at the nose and eyes, accompanied by sneezing, emaciation and weakness; dragging of the hind-quarters, flank drawn in, diarrhæa, and sometimes vomiting. There are several receipts for this, the worst of all diseases. One is better than another, according to the various stages. The first, if taken at an early stage, seldom fails. Half an ounce of salts in warm water, when first taken ill; thirty-six hours afterwards, ten grains compound powder of ipecacuanha in warm water. If, in two days, he is not better, take sixteen grains antimonial powder, made into four boluses, one night and morning for two days. If no improvement is visible, continue these pills, unless diarrhœa comes on, in which case you must use the ipecacuanha, day about, with the pills. If the animal is much weakened by this, give him one teaspoonful Huxam's tincture of bark three times a day. James' powder is almost a certain remedy—dose, four grains. In case of fits coming on, destroy the animal. The same may be said of paralysis. If this disease is taken in its early stages and attended to, and the dog kept warm, there is not much danger; otherwise, it is very fatal.

Billious Fever

Is caused by want of exercise and too high feeding. Calomel, six or eight grains; or, in an obstinate case, turpeth mineral or yellow mercury, six to twelve grains in bolus.

Inflammation of the Bowels.

Symptoms—Dullness of appearance in eyes, loss of appetite, lying on the belly with outstretched legs, pulse much quickened, scratching up the bed in a heap and pressing the belly onto it, desire to swallow stones, coal or any cold substance not voidable,

inclination to hide away. It is very dangerous and requires active treatment. Bleed most freely until the dog faints away, clap a blister on the pit of the stomach. Give aloes, fifteen grains; opium, half a grain. Repeat the dose three times a day. Bleed after twelve hours if the pulse rises again, and continue dosing and bleeding till either the dog or the inflammation gives in. No half measures do in this case. If you get the upper hand there is no trouble; if not, it is fatal. Feed low and attend carefully to prevent a relapse.

Staggers and Fits.

This generally happens in warm weather. Throw water on them, if convenient; if not, bleed in the neck, if you have lancets; if not, slit the ears with your knife (you can cause them to adhere together again), or run your knife across two or three bars next the teeth. Bitches coming off heat are more subject to this than dogs in good health.

Bleeding.

You may readily bleed a dog in the jugular vein by holding up his head, stopping the circulation at the base of the neck. Part the hair with the lancet, make an incision, taking care not to stick him too deeply. If the animal rejoices in a heavy coat it may be necessary to shave away the hair. From one to eight ounces are the quantities. Use your own judgment.

This book will be enlarged with interesting matter, containing a daily journal, arranged in a versatile manner, as I will come in contact with men of note and objects of interest in my journeyings, and on my return to America, will be put in print and placed on sale as soon as practicable.


On March 20th, 1889, I sail from San Francisco, Cal., for Melbourne, Australia, and a tour around the world, and expect to be absent two years. During which time I shall employ my leisure time in writing up a daily journal of all that happens to me and my combination.

And so, with this, kind reader, I bid you an affectionate farewell, hoping to meet you again at no far distant day,


I shall remain very respectfully,


Your obedient servant,


OSCAR R. GLEASON.



















LIBRARY OF CONGRESS



0 002 863 105 4