



3 1761 04906732 5

UNIV. OF  
TORONTO  
LIBRARY







Digitized by the Internet Archive  
in 2008 with funding from  
Microsoft Corporation



CATALOGUE

OF

COLEOPTEROUS INSECTS

IN

THE COLLECTION

OF THE

BRITISH MUSEUM.

PART VII.

LONGICORNIA I.

LONDON:

PRINTED BY ORDER OF THE TRUSTEES.

1853.



5498  
27/9/2000  
M. E. [unclear]

PRINTED BY TAYLOR AND FRANCIS,  
RED LION COURT, FLEET STREET.

pt. 7



## P R E F A C E.

---

THE object of this book is to present a Catalogue of the well-established species of LONGICORN COLEOPTERA, with references to where they are figured and to some of the more important synonyma, with descriptions of the species which appear to be as yet unnoticed in Entomological works.

It is intended for the following purposes :—

1. As a list of the species contained in the Museum Collection. They are marked B.M. in the outer margin.
2. To point out the Desiderata of that Collection at the period of publication.
3. As labels for the Cabinet.

The species marked *Chevr. Coll.* have been compared

with the corresponding species in the extensive collection of M. Chevrolat of Paris.

Mr. ADAM WHITE has taken every care in the determination of the species and the references to the synonyma and figures.

The remaining Parts are considerably advanced, and will follow as soon as they can be completed.

JOHN EDWARD GRAY.

*British Museum,*

February 10th, 1853.

# CATALOGUE

OF

## LONGICORN COLEOPTERA.

---

### LONGICORNIA.

Longicornes, *Latr. R. A. v.* (1829) 102.

*Serv. Ann. Soc. Ent. Fr.* i. 119.

*Steph. Man.* 268.

*Dej. Cat.* 341.

Cerambycini, *Latr. Cons. Gen.* 229 (1810).

Cucujipes, p., *Latr. Cons. Gen.* 228 (1810).

Cerambyces, *Redtenbacher, Gatt. deutsch. Käf. F.* 107.

Xylophaga Longicornia, *Motch. Bull. Mosc.* 1845, 5.

Eucerata, *Westw. Mod. Classif. Ins. Syn.* 40.

Cerambyciens, *Blanchard, Hist. des Ins.* ii. 136.

Cucujiens, p., *Blanchard, Hist. des Ins.* ii. 134.

### Fam. 1. PRIONIDÆ.

Prionii, *Latr. Gen. Cr. et Ins.* iii. 27 ; *R. A. v.* (1829) 105.

*Serv. Ann. Soc. Ent. Fr.* i. 120.

Prionidæ, *Leach, Steph. Man. Brit. Col.* 268.

Spondylii et Prionii propriè dicti, *Serv. Ann. Soc. Ent. Fr.* i. 123.

Procephalides (Spondyliens, Prioniens), *Mulsant, Col. de France,* i. 16-19.

Spondylides, Prionides, *Blanchard, Hist. des Ins.* ii. 187.

Parandrides (Parandrites), *Blanch. Hist. des Ins.* ii. 134.

## 1. PARANDRA.

Parandra, *Latr. Gen. Crust. et Ins.* iii. 28; *R. A.* v. 106.

Attelabus, p., *Degeer, Mem.*

Tenebrio, p., *Fabr.*

Scarites, p., *Fabr.*

Isocerus, *Illig. Mag.* i. 295.

Gnathophorus, *Kirby, Faun. Bor.-Amer.* 166.

## 1. PARANDRA GLABRA.

B.M.

Attelabus glaber, *Degeer, Mem.* iv. pl. 19. f. 14-16.

Scarites testaceus, *Fabr. Syst. El.* i. 123. 3.

Parandra glabra, *Schænh. Syn. Ins.* i. 334.

*Gyllenh. in Schænh. Syn. App.* i. 145.

*St. F. & Serv. Enc. Méth.* x. 3.

Gnathophorus glaber, *Kirby, F. B. A.* 166.

*Hab.* Brazil.

## 2. PARANDRA MANDIBULARIS.

B.M.

Parandra mandibularis, *Perty, Del. An. Art.* 84. t. 17. f. 1.

Parandra ferruginea, *Sturm, Cat.* (1826) 181.

*Hab.* Brazil; Columbia.

## 3. PARANDRA LINEOLATA.

Parandra lineolata, *Gory, Guér. Icon. R. A.* pl. 42. f. 7. texte iii. 207.

Parandra Lherminieri, *Dup. Dej. Cat.* 341.

*Hab.* Guadaloupe.

## 4. PARANDRA BRUNNEA.

B.M.

Tenebrio brunneus, *Fabr. Syst. El.* i. 148.

Parandra brunnea, *Schænh. Syn. Ins.* i. 334.

Isocerus brunneus, *Illig. Mag.* i. 295.

Var. Parandra lævis, *Latr. Gen. Crust. et Ins.* iii. 28. t. 9. f. 7.

*St. Farg. & Serv. Enc. Méth.* x. 3.

Tenebrio purpurascens, *Herbst, Col.* viii. t. 119. f. 2.

*Hab.* N. America; W. Indies (St. Domingo).

## 5. PARANDRA PUNCTATA, n. s.

B.M.

*P. ferrugineo-brunnea*; thorace angusto, posticè subcoarctato, elytris elongatis crebre-punctatis; antennarum articulo primo apice angulato.

Head thickly punctured above the eyes, on the vertex nearly smooth, the punctures being few and scattered. Thorax narrower than the elytra, in front wider than long, the lateral mar-

gin angled behind the middle; back smooth, the posterior angles coarsely punctured. Elytra long, rather convex, shining, rather thickly punctured; edge of the suture black.

“*P. punctata*, Guér. MSS.”

Length  $9\frac{1}{4}$  lines.

*Hab.* Columbia (N. Grenada). From the Collection of M. Goudot.

## 6. PARANDRA CYLINDRICA.

B.M.

*Parandra cylindrica*, Dej. Cat. 341. Chevr. Coll.

*Parandra laciniator*, Chevr. Dej. Cat.

*Parandra collaris*, Dup. Dej. Cat.

*Hab.* Mexico.

## 7. PARANDRA COLOMBICA, n. s.

B.M.

*P. lævis*; thorace anticè sinuato, angulis anticis obtusis, angulis posticis subrotundatis, margine postica medio subsinuata.

Head in front margined with brownish black, vertex very smooth, rather thickly dotted over the eyes. Thorax in front widely sinuated; anterior angles blunt, almost truncated; posterior angles rounded; thorax in front wider than long, somewhat narrowed behind; back smooth, with scattered and often obsolete punctures. Elytra smooth, punctured.

Length  $8\frac{1}{2}$  lines.

*Hab.* Columbia.

In Museum Collection with the MS. name *P. longicollis*, *Buquet*, which must be changed, as it is by no means a long-necked species.

## 8. PARANDRA CASPICA.

*Parandra caspica*, Menetr. Falderm. Nouv. Mém. Soc. Imp. Nat. Mosc. v. (1837) 261. t. 9. f. 9.

*Hab.* Shores of Caspian. (Introduced?)

## 2. TORNEUTES.

*Torneutes*, Reich, Trans. Ent. Soc. Lond. ii. 9.

### 1. TORNEUTES PALLIDIPENNIS.

*Torneutes pallidipennis*, Reich, Trans. Ent. Soc. Lond. ii. 12. t. 2. f. 7.

*Blanchard*, D'Orbigny, l'Amér. MÉR. 206. pl. 20. f. 3 ♂, 4 ♀.

*Hab.* Uruguay; Buenos Ayres.

## 2. TORNEUTES OBSCURUS.

*Torneutes obscurus*, Guérin, *Rev. Zool. Cuv.* 1843, 299.

*Hab.* Patagonia.

## 3. TORNEUTES BOUCHANTII.

*Torneutes Bouchantii*, *Buquet, Rev. Zool. Cuv.* 1843, 229.

*Hab.* Buenos Ayres.

## 3. ERICHSONIA.

*Erichsonia*, *Westwood, Trans. Ent. Soc.* v. 210.

## 1. ERICHSONIA DENTIFRONS.

*Erichsonia dentifrons*, *Westw. Trans. Ent. Soc.* v. 211. pl. 22. f. 2.

*Hab.* Mexico.

## 4. SPONDYLIS.

*Spondylis*, *Fabr. Ent. Syst.* ii. 358.

*Latr. R. A.* v. 106.

*Serv. Ann. Soc. Ent. Fr.* i. 131.

*Attelabus*, p., *L.*

*Cerambyx*, p., *Degeer.*

## 1. SPONDYLIS BUPRESTOIDES.

B.M.

*Attelabus buprestoides*, *L. Syst. Nat.* ii. 621.

*Spondylis buprestoides*, *Fabr. Ent. Syst.* ii. 358; *Syst. El.* ii. 376.

*Panz. F. I. G.* 44. f. 19.

*Oliv. Col.* iv. pl. 1. f. 1.

*Latr. Gen. Crust. et Ins.* iii. p. 29.

*Serv. Ann. Soc. Ent. Fr.* i. 131.

*Steph. Ill. Mand.* iv. 226; *Man.* p. 268.

*Mulsant, Col. de France*, i. p. 17. pl. 1. A.

*Fem. Spondylis elongatus*, *Meg. Dej. Cat.* (olim).

*Mulsant, Col. de France*, i. 18.

*Spondylis elongatus*, *Latr. R. A.* v. 107.

*Hab.* Europe (British Islands).

## 2. SPONDYLIS LATICEPS.

*Spondylis laticeps*, *Leconte, Agassiz, Lake Superior*, p. 233;

*Journ. Acad. Nat. Sc. Phil.* n. s. ii. p. 99.

*Hab.* N. America.

## 3. SPONDYLIS UPIFORMIS.

*Spondylis upiformis*, *Eschsch. Mannerh. Bull. Mosc.* 1843, p. 304.

*Hab.* N. America (W. Coast).

## 5. SCAPHINUS.

Scaphinus, *Leconte, Journ. Acad. N. Sc. Phil.* n. s. ii. 100.  
 Spondylis, *Leconte* (olim).

1. SCAPHINUS SPHÆRICOLLIS. B.M.

Scaphinus sphæricollis, *Leconte, Journ. Acad. Nat. Sc. Phil.*  
 n. s. ii. 100.

*Hab.* N. America (U. States).

## 6. CANTHAROCNEMIS.

Cantharocnemis, *Serv. Ann. Soc. Ent. Fr.* i. 132.

## 1. CANTHAROCNEMIS SPONDYLOIDES.

Cantharocnemis spondyloides, *Dupont, Serv. Ann. Soc. Ent. Fr.*  
 i. 132.

*Hab.* Senegal.

## 7. DORX.

Dorx, *Newman, Ann. Nat. Hist.* v. 15 (1840).

## 1. DORX PENTAMERA.

Dorx pentamera, *Newman, Ann. Nat. Hist.* v. 16.

*Hab.* Australia.

## 8. SYPILUS.

Sypilus, *Guérin, Rev. Zool. Cuv.* 1840, 276.

## 1. SYPILUS ORBIGNYI.

Sypilus Orbignyi, *Guér. Rev. Zool. Cuv.* 1840, 276.

*Blanchard, D'Orbigny, l'Amér. MÉR.* 206. pl. 20. f. 1.

*Hab.* Patagonia (Bay of San Blas).

## 9. ANOPLODERMA.

Anoploderma, *Guérin, Rev. Zool. Cuv.* 1840, 278.

## 1. ANOPLODERMA BICOLOR.

Anoploderma bicolor, *Guérin, Rev. Zool. Cuv.* 1840, 278.

*Blanchard, D'Orbigny, l'Amér. MÉR.* 206. pl. 20. f. 2.

*Hab.* Bolivia (Mountains of Samaypata).

## 10. NOTOPHYSIS.

Notophysis, *Serv. Ann. Soc. Ent. Fr.* i. 158.

## 1. NOTOPHYSIS LUCANOIDES.

Notophysis lucanoides, *Serv. Ann. Soc. Ent. Fr.* i. 159.

*Hab.* Australia (Kangaroo Island).

## 11. CYRTOGNATHUS.

Cyrtognathus, *Faldermann, Mém. Acad. Imp. Sc. St. Petersb. Sav. Etr.* ii. 431 (1835).

Prionus, p., *Fabr., Hope.*

Lophosternus, p., *Guér. Icon.* (texte).

Cyrtosternus, p., *Guér. Icon.* (texte).

## 1. CYRTOGNATHUS INDICUS.

B.M.

Prionus indicus, *Hope, Gray's Zool. Misc.* 27.

Var. Cyrtosternus Hopei, *Guér. Icon. R. A.* (texte) 210.

Var. Cyrtognathus Hügelii, *Redtenbacher in Hügel Kaschmir*, iv. 550. t. 28. f. 1.

*Hab.* N. India (Maj. Gen. Hardwicke).

## 2. CYRTOGNATHUS PARADOXUS.

Prionus paradoxus, *Falderm. Bull. Mosc.* vi. 63. t. 2. f. 3.

Cyrtognathus paradoxus, *Falderm. Mém. Acad. Imp. Sc. St. Petersb. Sav. Etr.* ii. 432. t. 5. f. 4.

*Hab.* N. China; Mongolia.

## 3. CYRTOGNATHUS BUQUETII.

B.M.

Lophosternus Buquetii, *Guér. Icon. R. A.* (texte) 209.

*Hab.* Java.

## 4. CYRTOGNATHUS FORFICATUS.

B.M.

Prionus forficatus, *Fabr. Ent. Syst. Suppl.* 141. 15; *Syst. El.* ii. 260.

Prionus Favieri, *Blanch. Mém. de l'Institut*, 1842, 23.

*Hab.* N. Africa (Tangier).

## 12. DORYSTHENES.

Dorysthenes, *Vigors, Zool. Journ.* ii. 514.

Prionus, p., *Fabr.*

Cyrtognathus, p., *Dej. Cut.*

## 1. DORYSTHENES ROSTRATUS.

B.M.

Prionus rostratus, *Fabr. Ent. Syst.* ii. 243. 3; *Syst. El.* ii. 257.  
*Oliv. Col.* iv. t. 10. f. 37.



*Dorysthenes rostratus*, *Vigors, Zool. Journ.* ii. t. 19. f. 4.  
*Cyrtognathus rostratus*, *Dej. Cat.* 341.  
*Hab.* E. Indies.

## 2. DORYSTHENES MONTANUS.

B.M.

*Dorysthenes montanus*, *Guér. Rev. Zool. Cuv.* 1840, 39-82.  
*Delessert, Souvenir, App.* 54. pl. 13.  
*Hab.* E. Indies.

## 13. BALADEVA.

*Baladeva*, *Waterhouse, Trans. Ent. Soc.* ii. 225.

### 1. BALADEVA WALKERI.

*Baladeva Walkeri*, *Waterhouse, Trans. Ent. Soc. Lond.* ii. 226.  
 pl. 26. f. 1.  
*Hab.* E. Indies.

## 14. DISSOSTERNUS.

*Dissosternus*, *Hope, Trans. Zool. Soc.* i. 106.

### 1. DISSOSTERNUS PERTII.

*Prionus Pertii*, *Hope, Trans. Zool. Soc.* i. 106. t. 15. f. 3.  
*Hab.* E. Indies.

## 15. CACOSCELES.

*Cacosceles*, *Newman, Ent. Mag.* v. 491 (1838).  
*Pithanotes*, *Newman, Ann. Nat. Hist.* v. 16 (1840).

### 1. CACOSCELES ŒDIPUS.

B.M.

*Cacosceles œdipus*, *Newman, Ent. Mag.* v. 491.  
 Fem. *Pithanotes falsus*, *Newman, Ann. Nat. Hist.* v. 16.  
*Hab.* S. Africa (Ent. Club).

## 16. PRIONACALUS.

*Prionacalus*, *White, Ann. & Mag. Nat. Hist.* xv. 109.  
*Psalidognathus*, p., *Reiche*.

### 1. PRIONACALUS CACICUS.

B.M.

*Prionacalus Cacicus*, *White, Ann. & Mag. Nat. Hist.* xv. 109.  
 t. 8. f. 1.  
*Psalidognathus Cacicus*, *Reiche, Ann. Soc. Ent. Fr.* 1850, p. 265.  
*Hab.* Mexico.

## 2. PRIONACALUS ATYS. B.M.

Prionacalus Atys, *White, Proc. Zool. Soc.* 1850, *Annulosa*, t. 13. f. 4.  
*Hab.* Peru (Andes).

## 3. PRIONACALUS IPHIS. B.M.

Prionacalus Iphis, *White, Proc. Zool. Soc.* 1850.  
 Prionacalus "Cacicus ♀," *White (olim), Ann. & Mag. Nat. Hist.* xv. 109. t. 8. f. 2.  
*Hab.* Mexico.

## 17. PSALIDOGNATHUS.

Psalidognathus, *G. R. Gray, Griff. A. K.* ii. 115.  
*Fries, Stockholm. Kongl. Vetenskaps Acad. Handlingar,*  
 1833, 322.  
*Acalus, Dalman, MSS. (Fries).*

## 1. PSALIDOGNATHUS FRIENDII. B.M.

Psalidognathus Friendii, *G. R. Gray, Griff. A. K. Ins.* ii. 116.  
 pl. 6; pl. 14 (details).  
*Hab.* Columbia (Coll. Children).

## 2. PSALIDOGNATHUS SUPERBUS. B.M.

Psalidognathus superbus, *Fries, Stockholm. Kongl. Vetensk. Acad. Handling.* 1833, 325. t. 8. f. 1-3 ♂, f. 2 ♀.  
*Acalus superbus, Dalman, MSS.*  
 Psalidognathus Friendii, *var. ?*  
*Hab.* Columbia.

## 3. PSALIDOGNATHUS ERYTHROCERUS.

Psalidognathus erythrocerus, *Reiche, Rev. Zool. Cuv.* 1840, 358.  
*Hab.* Columbia.

## 4. PSALIDOGNATHUS LIMENIUS. B.M.

Psalidognathus Limenius, *Erichs. Arch.* 1847, p. 139.  
*Hab.* Peru; Bolivia

## 5. PSALIDOGNATHUS MODESTUS.

Psalidognathus modestus, *Fries, Stockholm. Kongl. Vetensk. Acad. Handling.* 1833, 327. t. 9. f. 1 ♀, f. 3 ♂.  
 Prionacalus?  
*Hab.* Columbia.

## 18. MACRODONTIA.

Macrodonia, *Serv. Ann. Soc. Ent. Fr.* i. 139.  
 Cerambyx, p., *L.*  
 Prionus, p., *Fabr.*

## 1. MACRODONTIA CERVICORNIS.

B.M.

*Cerambyx cervicornis*, *Linn. Mus. Lud. Utr.* 65; *Syst. Nat.* ii. 622.

*Cerambyx cervinus*, *L. Mus. Adolph. Frid.* 82.

*Prionus cervicornis*, *Fabr. Syst. El.* ii. 259.

*Oliv. Col.* iv. t. 2. f. 8.

*Pal. Beauv. Ins. rec.* 215. pl. 34. f. 1.

*Pl. Col.* t. 90. f. 3.

*Macrodontia cervicornis*, *Serv. Ann. Soc. Ent. Fr.* i. 140.

*Hab.* Brazil.

## 2. MACRODONTIA CRENATA.

B.M.

*Prionus crenatus*, *Oliv. Col.* t. 12. f. 45 (nec *Fabr.*).

*Prionus quadrispinosus*, *Schænh. Syn. Ins.* i. 3. 346.

*Macrodontia quadrispinosa*, *Serv. Ann. Soc. Ent. Fr.* i. 140.

*Hab.* S. America.

## 3. MACRODONTIA FLAVIPENNIS.

*Macrodontia flavipennis*, *Chevr. Ann. Soc. Ent. Fr.* ii. 65. t. 3. f. 1.

*Hab.* Brazil.

## 4. MACRODONTIA DEJEANII.

*Macrodontia Dejeanii*, *Gory, Ann. Soc. Ent. Fr.* viii. 1839.

*Hab.* Columbia.

## 19. TITANUS.

*Titanus*, *Serv. Ann. Soc. Ent. Fr.* i. 133.

*Prionus*, p., *Fabr.*

## 1. TITANUS GIGANTEUS.

B.M.

*Cerambyx giganteus*, *L. Mant.* i. 531.

*Drury, Ill.* iii. 73. t. 49. f. 1.

*Prionus giganteus*, *Fabr. S. El.* ii. 261.

*Oliv. Col.* iv. t. 6. f. 21.

*Titanus giganteus*, *Serv. Ann. Soc. Ent. Fr.* i. 134.

*Hab.* Cayenne.

## 20. CTENOSCELIS.

*Ctenoscelis*, *Serv. Ann. Soc. Ent. Fr.* i. 134.

*Prionus*, p., *Oliv., Germ.*

## 1. CTENOSCELIS ATER.

B.M.

*Prionus ater*, *Oliv. Col.* iv. 11. t. 7. f. 24 ♂.

*Ctenoscelis ater*, *Buquet, Ann. Soc. Ent. Fr.* 1843, 233.

*Ctenoscelis major*, *Dup. Dej. Cat.* 341.

*Hab.* Cayenne.

## 2. CTENOSCELIS ACANTHOPUS.

B.M.

*Prionus acanthopus*, *Germ. Ins. Sp. Nov.* 467.

*Prionus Coeus*, *Perty, Del. An. Art.* 86. t. 17. f. 5.

♀ *Ctenoscelis scabricollis*, *Dej. Cat.* (olim).

*Ctenoscelis acanthopus*, *Serv. Ann. Soc. Ent. Fr.* i. 135.

*Buquet, Ann. Soc. Ent. Fr.* 1843, 237.

*Titanus acanthopus*, *Lap. An. Art.* ii. 391.

*Ctenoscelis dentipes*, *Dej. Cat.* 341.

*Hab.* Brazil.

## 3. CTENOSCELIS DYRRACHUS.

*Ctenoscelis Dyrrachus*, *Buq. Ann. Soc. Ent. Fr.* 2 ser. i. (1843)  
235. pl. 9. f. 1.

*Hab.* Cayenne.

## 4. CTENOSCELIS NAUSITHOUS.

*Ctenoscelis Nausithous*, *Buq. Ann. Soc. Ent. Fr.* 2 ser. i. (1843)  
236. pl. 9. f. 2.

*Hab.* Bolivia.

## 21. MECOSARTHON.

*Mecosarthron*, *Buquet, Rev. Zool. Cur.* 1840, 172.

*Ctenoscelis*, p., *Serv. Ann. Soc. Ent. Fr.* i. 135.-

## 1. MECOSARTHON BUPHAGUS.

*Mecosarthron Buphagus*, *Buquet, Rev. Zool. Cur.* 1840, 172.

*Guérin, Mag. de Zool.* 1840, pl. 52.

*Hab.* Brazil.

## 2. MECOSARTHON TUBERCULATUM.

*Prionus tuberculatus*, *Oliv. Col.* iv. 20. t. 6. f. 22.

*Ctenoscelis tuberculatus*, *Serv. Ann. Soc. Ent. Fr.* i. 135.

*Mecosarthron tuberculatum*, *Buq. Ann. Soc. Ent. Fr.* 1843, 239.

*Hab.* Brazil.

## 22. ERGATES.

*Ergates*, *Serv. Ann. Soc. Ent. Fr.* i. 143.

*Cerambyx*, p., *L.*

*Prionus*, p., *Fabr.*

## 1. ERGATES FABER.

B.M.

Cerambyx Faber, *L. Syst. Nat.* ii. 622.Prionus Faber, *Fabr. Syst. El.* ii. 258.*Oliv. Col.* iv. pl. 9. f. 55 ♀.*Panz. F. I. G.* 9. f. 5 ♀.Prionus serrarius, *Panz. F. I. G.* 9. f. 6 ♂.Prionus obscurus, *Oliv. Col.* iv. pl. 1. f. 7 ♂.Prionus Bulzanensis, *Laich, Tyr. Ins.* ii. 1 ♀.Cerambyx portitor, *Schrank, Schr. Berl. Ges. Nat. Fr.* ii. 312.Ergates serrarius, *Serv. Ann. Soc. Ent. Fr.* i. 144.*Mulsant, Col. de France*, i. 22.Ergates Faber, *Lucas, Algérie*, t. 41. f. 2 (transformations).*Hab.* Europe and N. Africa. (Ent. Club.)

## 2. ERGATES CORTICARIUS.

Ergates corticarius, *Erichs. Schomburgk Reise B. Guian.* iii. 571.*Hab.* Guiana.

## 23. ACANTHINODERA.

Acanthinodera, *Hope, Trans. Zool. Soc.* i. 106 (1833).Amallopodes, *Lequien, Guér. Mag. de Zool.* (1833).Prionus, p., *Erichs.*

## 1. ACANTHINODERA CUMINGII.

B.M.

Acanthinodera Cumingii, *Hope, Trans. Zool. Soc.* i. 105. pl. 14.  
f. 7.Amallopodes scabrosus, *Lequien, Mag. de Zool.* 1833, pl. 74.Prionus mercurius, *Erichs. & Burm. Nov. Act. Acad. Nat. Cur.*  
xvi. 267. t. 39. f. 5.*Hab.* Chili (Sir A. Callcott, R.A.).

## 24. TOXEUTES.

Toxeutes, *Newman, Ann. Nat. Hist.* v. 15 (1840).Oncinotus, *Erichs. Arch. f. Nat.* 1842, 219 (1842).Prionus, p., *Fabr.*

## 1. TOXEUTES ARCUATUS.

B.M.

Toxeutes arcuatus, *Newm. Ann. Nat. Hist.* v. 15.Prionus arcuatus, *Fabr. Ent. Syst.* ii. 245; *Syst. El.* ii. 259. 10.  
*Oliv. Col.* iv. t. 10. f. 38.Oncinotus arcuatus, *Erichs. Arch. f. Nat.* 1842, 220.*Hab.* Van Diemen's Land (Ent. Club).

## 25. MALLODERES.

Malloderes, *Dupont, Mag. de Zool.* 1835.

## 1. MALLODERES MICROCEPHALUS.

B.M.

Malloderes microcephalus, *Dupont, Mag. de Zool.* pl. 125.

*Laporte, An. Art.* ii. pl. 28. f. 6.

*Hab.* Chili (Lord Byron).

## 26. PRIONOPLUS.

Prionoplus, *White, Dieffenbach's N. Zealand,* ii. 276.

## 1. PRIONOPLUS RETICULARIS.

B.M.

Prionoplus reticularis, *White, Dieffenbach's New Zealand,* ii. 276;

*Zool. Ereb. & Terror,* 19. t. 4. f. 7.

*Westw. Arc. Ent.* t. 56. f. 1.

*Hab.* New Zealand.

## 27. ANCISTROTUS.

Ancistrotus, *Serv. Ann. Soc. Ent. Fr.* i. 135.

Prionus, p., *Klug.*

## 1. ANCISTROTUS UNCINATUS.

B.M.

Prionus uncinatus, *Klug, Nov. Act. Acad. Nat. Cur.* xii. 454  
(1825).

Ancistrotus hamaticollis, *Dej. Serv. Ann. Soc. Ent. Fr.* i. 137  
(1832).

*Hab.* Brazil.

## 28. DEROBRACHUS.

Derobrachus, *Dej. Serv. Ann. Soc. Ent. Fr.* i. 154.

## 1. DEROBRACHUS BREVICOLLIS.

B.M.

Derobrachus brevicollis, *Dej. Serv. Ann. Soc. Ent. Fr.* i. 155.

*Leconte, Journ. Acad. Nat. Sc. Phil.* n. s. ii. 109.

*Hab.* N. America (U. States).

## 2. DEROBRACHUS PROCERUS.

B.M.

Derobrachus procerus, *Dej. Cat.* 343.

*Hab.* Mexico.

## 3. DEROBRACHUS SULCICORNIS.

*Derobrachus sulcicornis*, *Leconte, Journ. Acad. Nat. Sc. Phil.* n. s. ii. 110.

*Hab.* Mexico (Punto Nacional).

## 4. DEROBRACHUS LEVOITURIERI.

B.M.

*Derobrachus Levoiturieri*, *Buquet, Ann. Soc. Ent. Fr.* xi. 203. pl. 9. f. 1.

*Hab.* Columbia.

## 29. DORYCERA, n. g.

*Prionus*, p., *Fabr.*

Antennæ with the third and seven following joints with a spine-like prolongation on the outside at the tip; the terminal joint notched just before the tip. Thorax short as in *Derobrachus*, with three long spines on each side. Scutellum slightly notched at the tip. Legs with the edges smooth.

## 1. DORYCERA SPINICORNIS. Pl. I. f. 1.

B.M.

*Prionus spinicornis*, *Fabr. Ent. Syst.* ii. 245. 13.

*P. buphthalmus*, p., *Fabr. S. E.* ii. 260. 13.

*Hab.* — ? (type sp.)

## 30. AULACOCERUS, n. g.

Antennæ with the joints angulated, channelled, the third joint longer than the fourth and fifth taken together; the inner edge of these joints irregularly toothed; the third, fourth and fifth on the sides at the tip somewhat excavated; the sixth and following joints with this hollowed space extending to the base, the edges of the angles sharpest; the tips of the joints from the sixth to the tenth somewhat hollowed out. Thorax narrow, transverse, the anterior and posterior margins nearly parallel, the sides with a wide tooth in the middle. Femora slightly doubly serrated on the under side; tibiæ thickly doubly serrated on the under side, the sides channelled; tarsi elongate.

## 1. AULACOCERUS MUNDUS, n. s. Pl. I. f. 2.

B.M.

*Aul. capite, thorace, scutello, elytrisque basi sparsim, pectore confertim pilis aureis indutis; elytris einnamomeis quadricostellis humero rugoso.*

Head brown, grooved down the middle, punctured with a few scattered golden brown silky hairs. Thorax brown, somewhat rugose, with many scattered golden brown silky hairs. Scutellum

somewhat thickly clothed with silky hairs. Elytra cinnamon-coloured, smoothish, a patch on the shoulder covered with small warts, which extend a short way on the sides of the elytra, the upper surface with four slight costæ not reaching the tip, and connected here and there with a few indistinct veinlets; the base for a short space slightly covered with short golden brown silky hairs. Under side of thorax closely covered with silky golden brown hairs.

Length 25 lines.

*Hab.* Venezuela.

### 31. HOPLIDERES.

*Hoplideres*, *Serv. Ann. Soc. Ent. Fr.* i. 147.

#### 1. HOPLIDERES SPINIPENNIS.

*Hoplideres spinipennis*, *Dup. Serv. Ann. Soc. Ent. Fr.* i. 148.

♀ *Klug, Abh. Berl. Ak.* 1832, 205.

*Hab.* Madagascar.

### 32. ENOPLOCERUS.

*Enoplocerus*, *Serv. Ann. Soc. Ent. Fr.* i. 146.

*Prionus*, p., *Fabr.*

*Cerambyx*, p., *L.*

#### 1. ENOPLOCERUS ARMILLATUS.

B.M.

*Cerambyx armillatus*, *L. Syst. Nat.* ii. 622.

*Gronov. Zooph.* 160. t. 14. f. 3.

*Prionus armillator*, *Fabr. S. El.* ii. 261.

*Oliv. Col.* iv. t. 5. f. 17.

*Enoplocerus armillatus*, *Serv. Ann. Soc. Ent. Fr.* i. 147.

*Hab.* S. America.

### 33. ACANTHOPHORUS.

*Acanthophorus*, *Serv. Ann. Soc. Ent. Fr.* i. 152.

*Prionus*, p., *Oliv.*

#### 1. ACANTHOPHORUS SERRATICORNIS.

B.M.

*Prionus serraticornis*, *Oliv. Col.* t. 9. f. 33.

*Acanthophorus serraticornis*, *Serv. Ann. Soc. Ent. Fr.* i. 153.

*Hab.* E. Indies (Ent. Club).

#### 2. ACANTHOPHORUS CAPENSIS, n. s.

B.M.

*A. immaculatus*, mandibulis extus subpilosis; capite inter oculos rugose undato; thoracis marginibus anticis posticisque pilis ferrugineis ciliatis, dorso lævi subpunctato; scutello lævi;



thorace subtus pilis sericeis flavescentibus tecto; tibiis pilis brevibus fulvis posticè tectis.

Head blackish brown, with the mandibles serrated along the inner margin, punctured and somewhat hairy on the outside; face before and between the base of the antennæ with many ferruginous hairs; space between the eyes tortuously undulated and with an impressed line down the middle. Eyes above and below distant from each other. Thorax smooth above, somewhat punctured, with three slight elevations in the middle. Scutellum smooth. Elytra smooth, punctured just behind the base; under side covered with yellowish silky brown hairs. Tibiæ behind covered with short fulvous hairs. Under side of abdomen smooth.

Length 28 lines.

*Hab.* S. Africa.

### 3. ACANTHOPHORUS YOLOFUS.

B.M.

*Prionus* Yolofus, *Dalman, Schænh. Syn. Ins.* i. 3, *App.* 149.

*Acanthophorus* Palinii, *Hope, Ann. & Mag. Nat. Hist.* 1843, 366?

*Hab.* W. Africa (Sierra Leone).

### 4. ACANTHOPHORUS LONGIPENNIS.

*Acanthophorus* longipennis, *Hope, Ann. & Mag. Nat. Hist.* xi. 1843, 366.

*Hab.* W. Africa (Sierra Leone). \*

### 5. ACANTHOPHORUS MACULATUS.

B.M.

*Prionus* maculatus, *Fabr. S. El.* ii. 259.

*Oliv. Col.* iv. t. 4. f. 14.

*Acanthophorus* maculatus, *Serr. Ann. Soc. Ent. Fr.* i. 152.

*Hab.* W. Africa.

### 6. ACANTHOPHORUS CONFINIS.

B.M.

*Acanthophorus* confinis, *Dej. Cat.* 341.

*Laporte, An. Art.* ii. 395.

*Hab.* W. Africa and Port Natal.

### 7. ACANTHOPHORUS MEGALOPS, n. s.

B.M.

A. elytris submaculatis; capite linea brevi cervicali elevata; oculis subtus proximis supra approximatis; thoracis dorso scabro, marginibus anticis et posticis pilis ferrugineis fimbriatis; elytrorum parte humerali scabriusculâ; thorace subtus ferrugineo-hirto; abdomine lævi.

Head with the eyes approaching on the upper side of the head and meeting on the under side; an abbreviated raised line on the crown of the head extending to behind the eyes, with two

small points, one on each side in front of it. Thorax with two transverse lines, one near the anterior and the other the posterior margin; both these margins are ciliated with ferruginous hairs; the back of the thorax is scabrous. Scutellum with a line down the middle, the centre minutely punctured, the margin smooth. Elytra with the part about the shoulder somewhat rough, from punctures which run into each other; general surface as in *A. maculatus*, pitted, the edges of each pit with short radiating lines. Under surface of thorax covered with ferruginous hairs; under side of abdomen smooth, reddish brown.

Length 42 lines.

*Hab.* Fernando Po.

### 34. PRIONUS.

Prionus, p., *Fabr.*

Cerambyx, p., *L.*

Hussarus, p., *Voet.*

#### 1. PRIONUS CORIARIUS.

B.M.

*Cerambyx coriarius*, *L. Syst. Nat.* ii. 622.

*Prionus coriarius*, *Fabr. S. El.* ii. 260.

*Panz. F. I. G.* 9. f. 8.

*Oliv.* iv. t. 1. f. 1.

*Latr. Gen. Cr. et Ins.* iii. 32.

*Steph. Illustr.* iv. 226; *Man.* 268.

*Curtis, Brit. Ent.* xvi. pl. 476.

*Mulsant, Col. de France*, i. 21.

*Hussarus Germanicus*, *Voet. Col.* iii. t. 3. f. 9.

*Cerambyx Prionus*, *Degeer, Ins.* v. 59. t. 3. f. 5.

*Ræsel*, ii. pl. 1. f. 1, 2 ♂ ♀; pl. 2. f. 4 larva, f. 6 pupa.

*Hab.* Europe (British Islands).

#### 2. PRIONUS BREVICORNIS.

B.M.

*Prionus brevicornis*, *Fabr. S. E.* ii. 260.

*Cerambyx laticollis*, *Drury, Ill.* i. t. 37. f. 2.

*Hab.* N. America.

#### 3. PRIONUS LÆVIGATUS.

B.M.

*Prionus lævigatus*, *Harris, Trans. Nat. Hist. Soc. Hartford*, 83.

*Leconte, Journ. Acad. Nat. Sc. Phil.* n. ser. ii. 109.

*Hab.* N. America (U. States; Canada).

#### 4. PRIONUS CALIFORNICUS.

B.M.

*Prionus Californicus*, *Motchoulsky, Bull. Moscou*, 1845, p. 89.

t. 2. f. 9.

*Hab.* California.

## 5. PRIONUS CRASSICORNIS.

B.M.?

*Prionus crassicornis*, *Leconte, Journ. Acad. Nat. Sc. Phil.* n. s. ii. 108.

*Hab.* N. America (Oregon).

## 6. PRIONUS PALPARIS.

*Prionus palparis*, *Say, Journ. Acad. Nat. Sc. Phil.* iii. 327.

*Leconte, Journ. Acad. Nat. Sc. Phil.* n. s. ii. 108.

*Hab.* N. America (Platte River and New Mexico).

## 7. PRIONUS OBLIQUICORNIS.

B.M.

*Prionus obliquicornis*, *Leconte, Journ. Acad. Nat. Sci. Phil.* n. s. ii. 108.

*Hab.* N. America (Georgia).

## 8. PRIONUS POCULARIS.

B.M.

*Prionus pocularis*, *Dalman, Schænh. Syn. Ins.* i. 3. 148.

*Prionus curticornis*, *Leconte, Journ. Acad. Nat. Sc. Phil.* n. s. ii. 109.

*Hab.* N. America (Georgia).

## 9. PRIONUS EMARGINATUS.

*Prionus emarginatus*, *Say, Journ. Acad. Nat. Sc. Phil.* iii. 327.

*Leconte, Journ. Acad. Nat. Sc. Phil.* n. s. ii. 107.

*Hab.* N. America (Long's Peak).

## 10. PRIONUS INTEGER.

*Prionus integer*, *Leconte, Journ. Acad. Nat. Sc. Phil.* n. s. ii. 107.

*Hab.* N. America (Pike's Peak, Rocky Mountains).

## 11. PRIONUS IMBRICORNIS.

B.M.

*Cerambyx*, *Gronov. Zooph.* 160-529.

*Cerambyx imbricornis*, *Linn. Syst. Nat.* ii. 622.

*Prionus imbricornis*, *Oliv. Col.* iv. t. 13. f. 52 ♂.

*Pal. Beauv. Ins. Rec.* t. 36. f. 2 ♂.

*Leconte, Journ. Acad. Nat. Sc. Phil.* n. s. ii. 108.

*Hab.* N. America (U. States).

## 12. PRIONUS FISSICORNIS.

*Prionus fissicornis*, *Hald. Pr. Acad. Nat. Sc.* iii. 125.

*Leconte, Journ. Acad. Nat. Sc. Phil.* n. s. ii. 108.

*Hab.* N. America (Nebraska; Texas, New Mexico).

## 13. PRIONUS DIMIDIATUS, n. s.

B.M.

*P. fuscus*, elytris basi ad mediam partem rudè punctatis, apice lævi, minutè punctato, pilis plurimis brevibus.

Head punctured, the middle and back part with many scattered yellowish hairs. Thorax scarcely angled in front; the sides produced into a spine or rather a sharp angle; the back punctured and vermiculated, with some scattered yellowish brown hairs; the fore and hind margins ciliated. Scutellum roughly and irregularly punctured, the margin smooth; under side of thorax thickly covered with longish yellowish grey outstanding hairs. Elytra with the basal half roughly and deeply punctured and of a darkish brown, the other half smooth, minutely punctured, of a paler brown, and with short yellowish grey hairs; under side of abdomen brown, with scattered, short, adpressed hairs; antennæ with the joints, after the second, compressed, somewhat dilated on the outside at the end, and covered with very short adpressed hairs.

Length  $13\frac{1}{4}$  lines.

*Hab.* Australia.

## 14. PRIONUS MORDAX, n. s.

B.M.

*P. capite*, thorace, scutello et elytrorum basi rugoso-punctatis, tibiis omnibus subcurvatis.

Head very rugose and grooved down the middle; mandibles roughly punctured, gradually hooked to the tip, which is very sharp and smooth; inner edges toothed and crenated; a deep furrow across the front of the head before the insertion of the antennæ; antennæ with the third and following joints somewhat scabrous, fifth and following joints with many longitudinal carinulæ, third joint equal to the seventh and eighth taken together. Thorax in front projecting in the middle over the vertex, sinuated on each side of the front angle, margined in front with ferruginous cilia; sides with two teeth, exclusive of the anterior and posterior angles; the posterior of these teeth the longest and somewhat bent back; the upper surface of thorax is thickly and coarsely rugosely punctured. Scutellum rough, the elytra bulging on each side of it. Elytra widest about the middle, rugosely punctured on the shoulders, and at the base near the scutellum; three indistinct longitudinal keels on each elytron; the surface of the elytra delicately grauar. Legs long, femora compressed, tibiæ somewhat curved outwardly, slightly dilated at the end.

Length  $18\frac{1}{2}$  lines.

*Hab.* E. Indies (Coll. Warwick).

Another specimen from Canara (S. Ward, Esq.) seems to be the female; there is but one large spine on the side of the thorax, exclusive of the toothed anterior and posterior angles; the rugosity of the elytra extends further from the base, and the basal joints of the antennæ are much smoother; the femora are ferruginous, as is the greater part of the elytra.

15. PRIONUS ASIATICUS.

*Prionus Asiaticus*, *Falderm. Nouv. Mém. Soc. Imp. Nat. Mosc.* v. (1837) 263. t. 7. f. 4.

*Hab.* Russia (Trans-Caucasian).

16. PRIONUS? SERRICOLLIS.

*Prionus serricollis*, *Victor, Bull. Mosc.* 1838, 187. t. 3. f. k.

*Hab.* Georgia.

35. PRIONOMMA, n. g.

*Hussarus*, p., *Voet.*

*Prionus*, p., *Oliv.*

Antennæ with the joints (from the third) with the tip sharp-pointed on each side at the end, forming, especially on the outside, a sharply serrated margin. Thorax with two sharp hooked teeth on the front part of the lateral margin. Sternum projecting between the fore legs. Tarsi long and narrow, especially those of the hind legs. Eyes very large.

1. PRIONOMMA ORIENTALIS. Pl. I. f. 3.

B.M.

*Prionus orientalis*, *Oliv.* iv. t. 13. f. 51.

*Prionus buphthalmus*, p., *Fabr. S. E.* ii. 260.

*Hussarus Ceylonensis*, *Voet. Col.* iii. t. 3. f. 11.

*Hab.* Ceylon.

36. ANCYLOPROTUS, n. g.

Left mandible dilated and incurved at the end when closed, on the other a space is left between them and the head. Eyes sinuated behind. Thorax with two strong hooked teeth on the lateral margin, one in front and the second behind it. Sternum projecting slightly between the fore pair of legs. Femora of fore legs incrassated. Tibiæ of fore legs incurved and dilated: tarsi elongated, narrow, grooved above at the base. (Antennæ much broken in the specimen.)

1. ANCYLOPROTUS BIGIBBOSUS, n. s. Pl. I. f. 4.

A. thorace medio bigibboso, capite inter oculos profundè excavato; elytris humeris prominulis, punctatis.

Of a blackish brown; thorax with two transverse gibbous prominences behind the middle; elytra with the shoulders somewhat prominent and punctured. Head deeply excavated between and in front of the eyes, a slight keel down the middle of the excavation. Femora of fore pair of legs with many small warts, upper edge smooth; tibiæ of fore legs flattened and curved, subverrucose on the inner side, with a channel on the outside reaching neither to the base nor to the tip. Metathorax with longish ferruginous hairs.

Length 20 lines.

*Hab.* Silhet.

### 37. SCELEOCANTHA.

*Sceleocantha*, *Newman, Ann. & Mag. Nat. Hist.* v. 14 (1840).  
*Prionus*, p., *Hope*.

#### 1. SCELEOCANTHA GLABRICOLLIS.

*Sceleocantha glabricollis*, *Newman, Ann. & Mag. Nat. Hist.* v. 15.  
*Hab.* Van Diemen's Land.

#### 2. SCELEOCANTHA PILOSICOLLIS.

B.M.

*Prionus pilosicollis*, *Hope, Trans. Ent. Soc. Lond.* i. 16. t. 2. f. 1.  
*Sceleocantha pilosicollis*, *Newman, Ann. & Mag. Nat. Hist.* v. 14.  
*Hab.* Australia (Swan River).

### 38. CLOSTERUS.

*Closterus*, *Serville, Ann. Soc. Ent. Fr.* i. 193.  
*Ægoprosopus*, *Dej. Cat.* 343.  
*Prionus*, p., *Klug, Laporte*.

#### 1. CLOSTERUS FLABELLICORNIS.

B.M.

*Closterus flabellicornis*, *Chevr. Serv. Ann. Soc. Ent. Fr.* i. 194.  
*Prionus* (C.) *flabellicornis*, *Klug, Abh. Berl. Ak.* 1832, 205.  
*Ægoprosopus flabellicornis*, *Dej. Cat.* 343.  
*Prionus flabellicornis*, *Laporte, An. Art.* ii. 395.  
*Hab.* Madagascar.

### 39. POLYOZA.

*Polyzoa*, *Serv. Ann. Soc. Ent. Fr.* i. 166.  
*Phœnicocerus*, p., *G. R. Gray*.

#### 1. POLYOZA LACORDAIREI.

B.M.

*Polyzoa Lacordairei*, *Dej. Cat.* 343.  
*Serv. Ann. Soc. Ent. Fr.* i. 167.

*Phœnicocerus Dejeanii*, *G. R. Gray, Griff. A. K. Ins.* ii. pl. 65.  
f. 3 (nec *Latr.*).  
Fem. *Polyzoa hamata*, *Dej. (olim) Cat.* 343.  
*Hab.* Brazil.

## 40. MICROPLOPHORUS.

*Microplophorus*, *Hombr. & Jacq. Voy. Pole Sud.*

## 1. MICROPLOPHORUS MAGELLANICUS.

*Microplophorus Magellanicus*, *Hombr. & Jacq. Voy. Pole Sud*,  
pl. 16. f. 1 ♂, 2 ♀.  
*Hab.* Straits of Magellan.

## 41. RHIPIDOCERUS.

*Rhipidocerus*, *Westw. Trans. Ent. Soc.* iii. 70.

## 1. RHIPIDOCERUS AUSTRALASIÆ.

*Rhipidocerus Australasiæ*, *Westw. Trans. Ent. Soc.* iii. 70. t. 3.  
f. 5.  
*Hab.* Australia.

## 42. POLYARTHRON.

*Polyarthron*, *Serv. Ann. Soc. Ent. Fr.* i. 189.  
*Prionus*, p., *Fabr.*

1. POLYARTHRON PECTINICORNE. B.M.

*Prionus pectinicornis*, *Fabr. S. El.* ii. 265.  
*Oliv. Col.* iv. pl. 1. f. 5.

*Polyarthron pectinicornis*, *Serv. Ann. Soc. Ent. Fr.* i. 190.

*Polyarthron pectinicornis*, *Dej. Cat.* 343.

*Hab.* W. Africa (Senegal).

2. POLYARTHRON ÆGYPTIACUM. B.M.

*Polyarthron Ægyptiacum*, *Dej. Cat.* 343.

*Guér. Icon. R. A. (texte)* 214.

*Hab.* Egypt.

3. POLYARTHRON UNIPECTINATUM, n. s. B.M.

*P. nigro-fuscum*, thorace concolore; antennis viginti-articulatis,  
articulo singulo a tertio, latere interno, apice in laminam pro-  
ducto; elytris tricostatis.

Deep blackish brown; thorax of the same colour; antennæ  
brownish black, of twenty joints, each joint beginning with the

third, produced on the inner side at the tip into a plate. Elytra with three costæ.

Length  $11\frac{3}{4}$  lines.

*Hab.* W. Africa?

#### 43. PRIONAPTERUS.

*Prionapterus*, *Guér. Serv. Ann. Soc. Ent. Fr.* i. 200; *Guér. Mag. de Zool.* 1833.

##### 1. PRIONAPTERUS STAPHYLINUS.

*Prionapterus staphylinus*, *Guér. Icon. R. A.* pl. 42. f. 10.

*Serv. Ann. Soc. Ent. Fr.* i. p. 200.

*Guér. Mag. de Zool.* 1833, pl. 63. f. 2.

*Hab.* Cordova.

##### 2. PRIONAPTERUS FLAVIPENNIS.

*Prionapterus flavipennis*, *Guér. MSS. Serv. Ann. Soc. Ent. Fr.* i. 201; *Guér. Mag. de Zool.* 1833, pl. 63. f. 1.

*Hab.* Cordova.

#### 44. ANACOLUS.

*Anacolus*, *Latr. Fam. Nat. R. A.*

*Serv. Ann. Soc. Ent. Fr.* i. 199.

*Prionus*, *Lep. & Serv. Enc. Méth.* x. 200.

##### 1. ANACOLUS SANGUINEUS.

*Prionus sanguineus*, *Lep. & Serv. Enc. Méth.* x. p. 200.

*Anacolus sanguineus*, *Serv. Ann. Soc. Ent. Fr.* i. 200.

*Menetries, Mém. Acad. St. Petersb.* 1840, 6 ser. *Sc. Nat.* iii. 287.

*Hab.* Brazil.

##### 2. ANACOLUS LIVIDUS.

*Anacolus lividus*, *Menetr. Mém. Acad. Imp. Sc. St. Petersb.* 6 ser. *Sc. Nat.* iii. 289. t. f. 3.

*Anacolus testaceus*, *Dej. Cat.* 344?

*Hab.* Brazil.

##### 3. ANACOLUS PRÆUSTUS.

*Anacolus præustus*, *Perty, Del.* 87. t. 17. f. 8.

*Hab.* Brazil (Sebastianopolis).

##### 4. ANACOLUS NIGRICOLLIS.

B.M.

*Anacolus nigricollis*, *Menetries, Mém. Acad. Imp. Sc. St. Petersb.* 6 ser. *Sc. Nat.* iii. (1840) 291. t. f. 4.

*Hab.* Brazil.



## 5. ANACOLUS SCAPULARIS.

Anacolus scapularis, *Dej. Cat.* 344.  
*Buquet, Rev. Zool. Cuv.* 1840, 255.  
*Hab.* Brazil.

## 6. ANACOLUS BIMACULATUS.

Anacolus bimaculatus, *Menetries, Mém. Acad. Imp. Sc. St. Petersb.*  
 1840, 6 ser. *Sc. Nat.* iii. 286. t. f. 1.  
*Hab.* Brazil.

## 7. ANACOLUS LUGUBRIS.

B.M.

*Prionus lugubris, St. Farg. & Serv. Enc. Méth.* x. 200.  
*Anacolus lugubris, Serr. Ann. Soc. Ent. Fr.* i. 200.  
*G. R. Gray, Griff. A. K. Ins.* ii. pl. 65. f. 4.  
*Menetries, Mém. Acad. St. Petersb.* 1840, 6 ser. *Sc. Nat.* iii.  
 t. f. 2.  
*Hab.* Brazil.

## 8. ANACOLUS MENETRIESII.

B.M.

*Anacolus Menetriesii, Buq. Rev. Zool. Cuv.* 1840, 254.  
*Hab.* Brazil.

## 9. ANACOLUS PYGMÆUS.

*Anacolus pygmæus, Buq. Rev. Zool. Cuv.* 1840.  
*Hab.* Brazil.

## 10. ANACOLUS VARIABILIS, n. s.

B.M.

*A. (quadripes) nigerrimus*, thorace et pectore pilis umbrinis tectis;  
 pedibus quatuor anticis flavis, posticis nigris.

Head all black, grooved down the middle, more or less thickly covered, especially in front, with umber hairs. Thorax somewhat irregular above, punctured, and thickly covered above and beneath with umber hairs, which gives it a woolly appearance. Elytra very deep black and thickly punctured. Two front pairs of legs yellow, the hairs on them yellow, tarsi brownish. Hind pair of legs black, with a greenish blue hue.

A variety has a yellow patch on the back of the head; the thorax on the upper side yellowish orange, with a large black patch on the middle, the base, outer margin and suture yellowish orange; the palpi are yellow.

*Hab.* Venezuela (Coll. Dyson).

11. ANACOLUS NIGRINUS, n. s. B.M.

A. nigerrimus, abdomine subtus, pedibusque quatuor anticis obscure subferrugineis, elytris confertim punctatis; thorace et capite pilis griseis hirtis.

Head deep black, between the antennæ channelled, palpi somewhat ferruginous. Thorax and head more or less thickly covered with greyish brown hairs. Two front pairs of legs of a dark blackish brown; hind legs black, with a bluish tint.

*Hab.* Venezuela.

12. ANACOLUS MELANOCERUS, n. s. B.M.

A. flavo-aurantiacus, antennis nigris; capite posticè et lineâ mediâ impressâ nigris; thorace maculâ mediâ nigrâ; elytris nigris, humeris et marginibus aurantiacis; pedibus flavis, femoribus posticis intus apice nigris.

Orange-yellow; antennæ black; hind part of head black, and an impressed line down the middle black. Thorax in the middle with a black patch. Elytra black, shoulders and margins orange-yellow. Legs yellow; femora of hind legs black at the tip within, tarsi at the end blackish brown.

*Hab.* Venezuela.

13. ANACOLUS XANTHOCERUS, n. s. B.M.

A. flavus, antennis flavis basi nigris; capite posticè nigro; thoracis dorso macula magna nigra; elytris nigris flavo-aurantiaco marginatis; pedibus quatuor anticis omnino flavis; pedibus posticis flavis, femoribus apice nigris; tibiis intus nigris, posticè flavo marginatis, extus apice nigris.

Yellow; antennæ yellow; basal joint and the stem of the three following joints black; hind part of head black, and two spots on the face in front of the antennæ. Thorax above with a large black spot in the middle. Elytra black, margined with orange-yellow; sides of metathorax with an oblique black line. Two fore pairs of legs entirely yellow; the hind legs yellow, the tip of the femora black, the inside of the tibiæ blackish, margined behind with yellow, on the outside blackish at the tip.

*Hab.* Venezuela.

It is not impossible that these four Venezuela Insects may all prove varieties of one species, to which the name *Anacolus variabilis* may be given; the antennæ in all are beautifully flabellated. They differ from the other *Anacoli* in having the sternum flat and dilated, somewhat as in *Myzomorphus*. A large series of

specimens of *Anacoli* will very likely show that the number of recorded species ought to be reduced.

## 45. MYZOMORPHUS.

*Myzomorphus*, *Dej. Cat.* 344.

*Anacolus*, p., *G. R. Gray, Griff. A. K. Ins.* ii.

*Anacolus*, *Div.* iii. *Menetries, Mém. Acad. St. Petersb.* 1840.

## 1. MYZOMORPHUS QUADRIPUNCTATUS.

B.M

*Anacolus quadripunctatus*, *G. R. Gray, Griff. A. K.* ii. 116. pl. 70. f. 1.

*Anacolus quadrimaculatus*, *Gory, Guér. Mag. de Zool.* 1832, pl. 31. *Menetries, Mém. Acad. Sc. St. Petersb.* 1840, 6<sup>e</sup> ser. *Sc. Nat.* iii. 292. t. f. 5.

*Myzomorphus quadrimaculatus*, *Dej. Cat.* p. 344.

Var. *Anacolus quadrinotatus*, *Menetries, Mém. Acad. Sc. St. Petersb.* 6<sup>e</sup> ser. *Sc. Nat.* iii. 294. t. f. 6.

*Hab.* Brazil.

## 2. MYZOMORPHUS SCUTELLATUS.

B.M.

*Myzomorphus scutellatus*, *Sallé, Ann. Soc. Ent. Fr.* 1849, 429. pl. 13. f. 1.

*Hab.* Venezuela; Caraccas.

This is a most variable species, the colouring of the upper side being different in all the six specimens in the Museum collection. On the under side and the legs they all agree pretty closely.

Var. 1. *M. SCUTELLATUS (UNICOLOR)*. Head, thorax, scutellum and elytra of a uniform yellow; antennæ black.

Var. 2. *M. SCUTELLATUS (APICALIS)*. Head, scutellum, a spot on the shoulder and outer edge of elytra at the tip black, the thorax and elytra yellow; antennæ black at the base, yellow at the tip.

Var. 3. *M. SCUTELLATUS (SCAPULARIS)*. Head in front and round the eyes and a spot on the hinder part black; a spot in front of each antenna and the rest of the head yellow; thorax yellow; scutellum, a largish spot on each shoulder, apical portion of each elytron, black; rest of elytra very pale yellow, that colour descending both on the side and on the suture gradually to a point; antennæ black.

Var. 4. *M. SCUTELLATUS (PLAGIATUS)*. Head above and on the sides black; thorax entirely yellow; scutellum black, narrowly margined with yellow; elytra black; outer margin yellow except at tip; suture yellow except at tip, forming on

each elytron an angled spot; when the elytra are closed these spots form a spear-shaped mark; antennæ black.

Var. 5. *M. SCUTELLATUS* (THORACICUS). Head above and on the sides black; thorax yellow, with a black spot in the middle; scutellum and elytra uniform black; antennæ black.

Var. 6. *M. SCUTELLATUS* (BICOLOR). Similar to last, differing in the sides of head being yellow, and in the thorax being entirely yellow.

These six varieties were found by Mr. Dyson in Venezuela.

#### 46. HOMALOPTERUS.

*Homalopterus*, *Perty, Del. An. Art. 88.*

##### 1. HOMALOPTERUS TRISTIS.

*Homalopterus tristis*, *Perty, Del. An. Art. 89. t. 18. f. 1.*

*Hab.* Brazil (Mountains of Prov. Minas).

#### 47. MEROSCELISUS.

*Meroscelisus*, *Serv. Ann. Soc. Ent. Fr. i. 157.*

##### 1. MEROSCELISUS VIOLACEUS.

B.M.

*Meroscelisus violaceus*, *Dej. Cat. 343.*

*Serv. Ann. Soc. Ent. Fr. i. 158.*

*Hab.* Brazil.

##### 2. MEROSCELISUS APICALIS, n. s.

B.M.

*M.* violaceo-ater; antennis nigris, articulis quinque ultimis ferrugineis et striatis; abdomine subtus subfusco.

Of a very dark violet-black, thickly but indistinctly punctured; antennæ black, shining, the last five joints ferruginous and striated. Abdomen beneath somewhat brown; tarsi with the last two joints ferruginous.

*Hab.* Brazil.

##### 3. MEROSCELISUS CYANESCENS.

B.M.

*Meroscelisus cyanescens*, *Dej. Cat. p. 343. Cherr. Coll.*

*Hab.* Brazil.

#### 48. CHARIEA.

*Chariea*, *Serv. Ann. Soc. Ent. Fr. i. 197.*

## 1. CHARIEA CYANEA.

*Chariea cyanea*, *Serv. Ann. Soc. Ent. Fr.* i. 198.  
*Hab.* Cayenne.

## 49. MONODESMUS.

*Monodesmus*, *Dej. Serv. Ann. Soc. Ent. Fr.* i. 160.

## 1. MONODESMUS CALLIDIROIDES.

B.M.

*Monodesmus Callidioides*, *Dej. Serr. Ann. Soc. Ent. Fr.* i. 161.  
*Hab.* Cuba.

## 50. PACHYPLEURA, n. g.

Thorax transverse, twice as wide as broad; the lateral margin thickened, especially below. Antennæ with the third joint slender, longer than the fourth and fifth taken together.

## 1. PACHYPLEURA MODESTA, n. s. Pl. II. f. 1.

B.M.

*P. unbrina*, flavo-griseaens pilis plurimis curtis; capite punctato, lineâ mediâ levi interruptâ; palpis flavis; thorace sparsim punctato, margine postica medio subrotundata, lateribus rotundatis; elytris elongatis, punctatis, tricostatis, margine et apice piligeris.

Of an amber brown colour with a greyish yellow tinge caused by numerous short hairs. Head punctured, with an abbreviated smooth line down the middle, which is interrupted; palpi yellow; thorax with numerous scattered punctures, hinder margin somewhat rounded in the middle. Elytra elongated, closely punctured, with three longitudinal costæ, the margins and tip with short hairs; abdomen with the last segment beneath with a rounded notch in the middle.

Length  $9\frac{1}{2}$  to 12 lines.

*Hab.* Port Natal (Coll. Gueinzus).

## 51. TRAGOSOMA.

*Tragosoma*, *Dej. Serv. Ann. Soc. Ent. Fr.* i. 159.

*Cerambyx*, p., *L.*

*Prionus*, p., *Fabr.*

## 1. TRAGOSOMA DEPSARIUM.

B.M.

*Cerambyx depsarius*, *L. Syst. Nat.* ii. 624.

*Prionus depsarius*, *Fabr. Syst. El.* ii. 258.

*Oliv. Col.* iv. t. 11. f. 41.

*Panz. F. I. Germ.* 9. f. 7.

*Tragosoma depsarium*, *Serv. Ann. Soc. Ent. Fr.* i. 160.

*Mulsant, Col. de France*, i. p. 23. pl. 1. f. B.

*Hab.* Europe.

## 2. TRAGOSOMA HARRISII. B.M.

*Tragosoma Harrisii*, *Leconte, Journ. Acad. Nat. Sc. Phil.* n. s. ii. 107.

*Hab.* N. America.

## 3. TRAGOSOMA SUBCORIACEUM. B.M.

*Prionus subcoriaceus*, *Hope, Gray's Zool. Misc.* p. 27.

*Hab.* N. India (Maj. Gen. Hardwicke).

## 52. ERIOSOMA.

*Eriosoma*, *Blanch.*

## 1. ERIOSOMA LANARE.

*Eriosoma lantris*, *Blanch. D'Orb. l'Amér. Mér.* 207. pl. 21. f. 2.

*Hab.* Cordillera of Andes, between Potosi and Urovo.

## 53. DELOCHEILUS.

*Delocheilus*, *Dej. Cat.* p. 344.

## 1. DELOCHEILUS PRIONOIDES. B.M.

*Delocheilus Prionoides*, *Dej. Cat.* p. 344. *Cherr. Coll.*

*Hab.* Cape of Good Hope.

## 54. MEGOPIS.

*Megopis*, *Dej. Serr. Ann. Soc. Ent. Fr.* i. 161.

*Egosoma*, p., *Laporte, Anim. Art.* ii.

## 1. MEGOPIS MUTICA.

*Megopis mutica*, *Dej. Serr. Ann. Soc. Ent. Fr.* i. 162.

*Egosoma mutica*, *Laporte, Anim. Art.* ii. 399.

*Hab.* Isle of France.

## 2. MEGOPIS RETICULATA. B.M.

*Megopis reticulata*, *Cherr. Coll.*

*Hab.* Cape of Good Hope.

## 3. MEGOPIS COSTIPENNIS, n. s. Pl. II. f. 2. B.M.

*M. ferruginea*, articulis antennarum apice nigris; elytris brunneis ferrugineo marginatis, costis tribus pallido-ferrugineis, duabus ad suturam post mediam connexis, post vinculum costâ abbreviatâ posticè directa; pedibus corporeque subtus ferrugineis, genibus nigris.

Head and thorax ferruginous, covered with short hairs; mandibles red at the base and punctured, black at the tip and smooth. Antennæ ferruginous, with the joints at the tip black. Elytra brown, margined with ferruginous and with a ferruginous spot on the shoulder, with three longitudinal elevated costæ of a pale ferruginous; the two costæ next the suture connected two-thirds down, and crossing each other; the costa nearest the suture runs on nearly to the tip, and is incurved towards the suture at the end; the second costa on crossing the other shows only an abbreviated line; between the point of connexion and the tip of the second costa, and extending back to the middle of the elytra, there is a straight costa; the suture is slightly spined at the end: under side of body ferruginous, the metathorax covered with longish yellowish brown hairs. Legs ferruginous, punctured, with small hairs, the knees black.

Length  $11\frac{3}{4}$  lines.

*Hab.* Silhet.

### 55. ERIODERUS.

*Erioderus*, *Dej. Cat.* p. 343.

*Blanch. Hist. des Ins.* ii. 141 (1845).

*Callidium*, p., *Fabr.*

*Prionus*, p., *Fabr.*

#### 1. ERIODERUS HIRTUS.

B.M.

*Callidium hirtum*, *Fabr. Syst. El.* ii. 339.

*Oliv. Col.* iv. t. 5. f. 62.

*Prionus pallens*, *Fabr. Syst. El.* ii. 259.

*Schænh. Syn. Ins.* i. 3. 337.

*Hab.* S. Africa (Dr. A. Smith).

### 56. PHILUS.

*Philus*, *Saunders, Trans. Ent. Soc. Lond.* n. s. ii.

#### 1. PHILUS INCONSPICUUS.

B.M.

*Philus inconspicuus*, *Saunders, Trans. Ent. Soc. Lond.* n. s. ii.

pl. 4. f. 3 ♂, f. 4 ♀.

*Hab.* N. China (Coll. Fortune).

### 57. EGOSOMA.

*Egosoma*, *Serv. Ann. Soc. Ent. Fr.* i. 162.

*Cerambyx*, p., *Scop.*

*Prionus*, p., *Fabr.*

1. *ÆGOSOMA SCABRICORNE.*

B.M.

*Cerambyx scabricornis*, Scop. *Ent. Carn.* 54.*Prionus scabricornis*, Fabr. *Syst. El.* ii. 258.*Oliv. Col.* iv. t. 11. f. 42 ♀.*Latr. R. A.* v. 108.*Ægosoma scabricorne*, Serv. *Ann. Soc. Ent. Fr.* i. 163.*Mulsant, Col. de France*, i. 24.*Hab.* Europe.2. *ÆGOSOMA SINICUM*, n. s.

B.M.

*Æg.* nigro-brunneum, thorace medio posticè recto, scutello apice subelongato.

There is a female of this species in the Museum; it comes from Shanghai, and differs but little from the corresponding sex of the *Ægosoma scabricorne*; it is of a darker brown; the posterior margin of thorax over the scutellum is straight, and not slightly notched as in that species; the scutellum also is more pointed.

*Hab.* Shanghai (N. China). From Mr. Fortune's Collection.3. *ÆGOSOMA ORNATICOLLE*, n. s.

B.M.

*Æg.* capite et thorace nigris, verrucis minutis scabriusculis; thorace, plagis quatuor pilis aureis tectis; clytris obscurè ferrugineo-brunneis, suturâ (apice spinigerâ) margineque nigris; antennarum articulis tertio quarto et quinto basi asperis.

Head black, covered with small warts, a smooth line down the middle ending in a small smooth depression in the space between the antennæ. Mandibles strongly punctured, tips and inner edge smooth. Antennæ with the basal joint thickly and closely covered with small warts; the third, fourth and fifth scabrous, the projections more distant from each other than they are on the basal joint; fifth and following joints short and smooth. Thorax thickly covered with small warts, with four small spots covered with golden yellow hairs; two of these spots on the fore-margin, two on the posterior margin somewhat more distant from each other than the two fore ones; these hairs are all more or less directed towards the centre of the spot. Elytra smooth, dull ferruginous brown, the suture and margins black, the suture at the apex spined.

Length 25 lines.

*Hab.* E. Indies.



4. *ÆGOSOMA MARGINALE*.

B.M.

*Cerambyx marginalis*, *Fabr. S. E.* ii. 280.*Hab.* China (Hong Kong), J. C. Bowring, Esq. "Cape of Good Hope." *Fabr.*5. *ÆGOSOMA CINGALENSE*, n. s.

B.M.

*Æg.* antennarum articulis tertio et quarto scabr'usculis et breviter pilosis; thorace spina brevi laterali, dorso excavato; clytris costatis pilisque flavescens tectis, sutura apice mutica.

Head between and behind the eyes more or less covered with decumbent yellowish hairs; antennæ with the basal joint scabrous and punctured; third joint very long, slightly curved, somewhat rough, and rather thickly covered with short yellowish hairs; fourth joint as long as the fifth and sixth joints taken together, somewhat bent, somewhat rough, and covered with short yellowish hairs, except at the tip which is smooth; the fifth and following joints without hairs. Thorax with the sides angled, the angle terminating in a small sharpish spine; the posterior edge margined, middle of the back hollowed out, sides somewhat nodulose; surface punctured and more or less thickly covered with yellowish adpressed hairs. Scutellum with yellowish adpressed hairs. Elytra very long, rather flat, with two or three costæ not very prominent, and rendered less so by the yellowish adpressed hairs which more or less thickly cover the surface; end of elytra gradually rounded off, suture without a spine. Abdomen beneath smooth, shining. Legs compressed, somewhat scabrous, brown, with shortish yellow hairs.

Length from 17 to 20½ lines.

*Hab.* Ceylon (Coll. Parry).6. *ÆGOSOMA SULCIPENNE*, n. s.

B.M.

*Æg.* thoracis lateribus subparallelis; clytris tricostatis, apice spina suturali, costis duabus interioribus post mediam confluentibus, ad apicem intus curvatis; antennis lævibus cinnamomeis.

Head smooth, not grooved down the middle, chestnut-brown, with some scattered short yellowish hairs; antennæ smooth, cinnamon-brown; first joint strongly punctured. Thorax straight in front, the sides nearly parallel, the posterior angle somewhat projecting; the surface slightly scabrous and rather closely covered with short golden yellow hairs. Elytra with three prominent keels, the two inner confluent beyond the middle of the elytra and continued in a single keel which is bent inwards near the tip; the outer keel somewhat waved and at the end slightly

curved; in the space between it and the other there is a shorter and less distinct keel which, about the middle of the elytra, passes into small tubercles; the shoulders and sides of the keels and the spaces between them at the base are more or less covered with small tubercles; the spaces between the keels have many short golden yellow adpressed hairs. The spine at the end of the suture is sharp, as is the outer margin of the elytra. Legs compressed, brown.

Length from 10 to  $11\frac{1}{2}$  lines.

*Hab.* E. Indies (Tenasserim) (J. D. C. Packman, Esq.) (Coll. Clerke).

7. *ÆGOSOMA TIBIALE*, n. s.

B.M.

*Æg. thoracis lateribus unispinosis, angulis posticis acutis fere spinosis; elytris levibus, costa media distincta, alterâque ad suturam abbreviatâ, suturæ apice spinigerâ; tibiis crassis, tarsis angustis.*

Head short, slightly grooved between the eyes, under side of head rough. Antennæ with the first, second, third and fourth joints thickly covered with small warts. Thorax with a spine on the lateral edge about the middle, separated from the produced somewhat reflected posterior angle by a rounded sinus; surface covered with small warts and outstanding inconspicuous hairs. Scutellam punctured at the base, in the middle with a raised line. Elytra smooth, dark brown, with a distinct costa running nearly to the tip, and another between that and the suture vanishing about the middle of the suture; elytra at the tip rounded, the suture with a short spine. Legs with the femora and tibiæ thick, the tarsi narrow.

Length  $18\frac{1}{2}$  lines.

*Hab.* N. India.

58. *CYRTONOPS*, n. g.

Head with largish eyes, which are hardly if at all emarginated. Palpi long, with the terminal joint nearly twice the length of the preceding, obliquely truncated at the tip, and covered on each side with shortish hairs\*. Antennæ cylindrical, covered with small hairs, third joint not much longer than the fourth. Thorax rather wider than long, the sides angulated. Elytra with the sides nearly parallel. Legs simple; tibiæ compressed, and more or less thickly covered with short hairs.

\* In one of the specimens there is a curious malformation of the palpi; from the third joint proceed two longish hairy joints, one of them bent.

1. CYRTONOPS PUNCTIPENNIS, n. s. Pl. II. f. 3. B.M.  
*C. brunneo-cinnamomeus*, pilis brevibus erectis flavis tectus; thorace punctato; scutello pilis adpressis tecto; elytris obscure tricotatis, profundè punctatis, punctis longitudinaliter ordinatis.

Of a rich cinnamon-brown, closely covered with short erect yellowish hairs. Thorax irregularly punctured, the punctures running into each other, and sometimes leaving small smooth spaces; scutellum rounded at the end, covered with short hairs which lie close to the surface. Elytra with three rather indistinct longitudinal costæ; surface, except at the tip, with many deep punctures more or less regularly arranged in lines; between these are smaller punctures, from which proceed the hairs.

Length from 9 to 11 lines.

*Hab.* India.

### 59. APHANASIUM.

*Aphanasium*, *Dej. Cat.* p. 348.

1. APHANASIUM AUSTRALE.

B.M.

"*Aphanasium australe*, *Dej. Cat.* p. 348," *Chevr.*

*Hab.* New Zealand.

### 60. TRICHODERES.

*Trichoderes*, *Chevr. Guérin, Mag. de Zool.* 1843, p. 35.

1. TRICHODERES PINI.

B.M.

*Trichoderes pini*, *Chevr. Mag. de Zool.* 1843, p. 36. pl. 113.

*Hab.* Mexico.

### 61. RHAPHIPODUS.

*Rhaphipodus*, *Serv. Ann. Soc. Ent. Fr.* i. 168.

1. RHAPHIPODUS SUTURALIS.

*Rhaphipodus suturalis*, *Dup. Serv. Ann. Soc. Ent. Fr.* i. 169.

*Hab.* Borneo.

### 62. HOPLOSCELIS.

*Hoploscelis*, *Serv. Ann. Soc. Ent. Fr.* i. 169.

1. HOPLOSCELIS LUCANOIDES.

*Hoploscelis lucanoides*, *Dup. Serv. Ann. Soc. Ent. Fr.* i. 170.

*Hab.* Senegal.

## 63. STRONGYLASPIS.

Strongylaspis, *Cherr. Coll.*

## 1. STRONGYLASPIS SCOBINATUS.

B.M.

Strongylaspis scobinatus, *Cherr. Coll.*

*Hab.* —?

## 64. NAVOSOMA.

Navosoma, *Blanch. Hist. des Ins.* ii. 141.

Ergates, p., *Dej. Cat.*

## 1. NAVOSOMA TRISTE.

B.M.

Navosoma triste, *Blanch. D'Orb. l'Amér. Mér.* pl. 20. f. 5.

Ergates bi-impressus, *Dup. Dej. Cat.* p. 341.

*Hab.* Brazil.

## 65. AULACOPUS.

Aulacopus, *Serr. Ann. Soc. Ent. Fr.* i. 144.

Tragosoma, p., *Dej.* (olim).

## 1. AULACOPUS RETICULATUS.

Aulacopus reticulatus, *Serr. Ann. Soc. Ent. Fr.* i. 145.

Tragosoma reticulatum, *Dej.* (olim).

Aulacopus rugulosus, *Dej. Cat.* p. 343.

Var. Aul. plicatus, *Dupont, Dej.*

*Hab.* Senegal.

## 2. AULACOPUS NATALENSIS, n. s. Pl. II. f. 4.

B.M.

Aul. niger, capite medio canaliculato; thorace anticè medio emarginato; superficie cribrata, plagâ magnâ dorsali levigatâ, spatia duo rotunda cribrata transversa includente; elytris singulis quadricostatis, interspatiis reticulatis; femoribus anticis intus apice scabris.

Head deeply channeled down the middle, with scattered punctures. Thorax with a narrow smooth margin in front, which is notched in the middle; the lateral margin crenato-dentate; the surface minutely cribrated, the back with a large polished space deeply notched in front, the sides parallel; in the middle of the notch a slender elevated smooth line extends to the front margin, and behind it are two small round spaces minutely cribrated and enclosed in the smooth space; at each of the posterior angles there is an abbreviated smooth line, sometimes disjoined from the large polished space. The elytra have four distinct costæ on each, which are reticulated towards the tip, and have the space between

reticulated and punctate. The femora of the anterior legs are scabrous on the inner side at the tip.

Length from  $11\frac{1}{2}$  to 14 lines.

*Hab.* Port Natal (Coll. Gueinzins).

## 66. HERMERIUS.

*Hermerius*, *Newman, Zoologist*.

### 1. HERMERIUS IMPAR.

B.M.

*Hermerius impar*, *Newman, Zoologist*.

*Hab.* Australia (Kangaroo Island) (Ent. Club).

## 67. PRINOBIUS.

*Prinobius*, *Mulsant, Ann. Lyon*, v. 207; *Col. Fr. Supp. Sulcic. et Securip.* 1846.

*Prionus*, p., *Germar*.

*Macrotoma*, p., *Dej. Lucas*.

### 1. PRINOBIUS SCUTELLARIS.

*Prionus scutellaris*, *Germar, Reise n. Dalm.* 219. pl. 11. f. 1 ♀.

*Macrotoma Gerunari*, *Dej. Cat.* p. 342.

*Prinobius Myardi*, *Mulsant, Ann. Lyon*, v. 207. pl. 11; *Col. Fr. Supp. Sulc. et Securip.* 1846.

*Lucas, Algérie*, pl. 41. f. 1.

*Macrotoma scutellaris*, *Lucas, Algérie*, ii. 481.

*Hab.* Dalmatia; Algeria.

## 68. MACROTOMA.

*Macrotoma*, *Dej. Serv. Ann. Soc. Ent. Fr.* i. 137.

*Trichocnemis*, *Lecoute, Journ. Acad. Nat. Sc. Phil.* n. s. ii. 110.

*Prionus*, p., *Fabr*.

*Cerambyx*, p., *L*.

### 1. MACROTOMA SERRIPES.

*Prionus serripes*, *Fabr. S. El.* ii. 261.

*Oliv. Col.* pl. 10. f. 36 ♀.

*Klug in Erman, Verz.* 43. t. 16. f. 2 ♂.

*Prionus Hayesii*, *Downes MSS. Hope, Trans. Zool. Soc.* i. 104. t. 16 ♂.

*Macrotoma serripes*, *Serv. Ann. Soc. Ent. Fr.* i. 138.

*Hab.* W. Africa (Bight of Biafra).

2. **MACROTOMA LUZONUM.** B.M.  
*Prionus Luzonum*, *Fabr. S. E.* ii. 261.  
*Oliv. Col.* iv. t. 11. f. 44.  
*Petiver, Gaz.* 47. f. 1.  
*Macrotoma Luzorum*, *Newm. Entom.* p. 347.  
*Hab.* Philippine Islands (Coll. Cuning).
3. **MACROTOMA NATALA.** B.M.  
*Macrotoma Natala*, *Dregé, Dej. Cat.* p. 342. *Cherr. Coll.*  
*Hab.* S. Africa (Port Natal).
4. **MACROTOMA JEJUNA.**  
*Prionus (Macrotoma) jejunus*, *Klug, Abh. Ak. Berl.* 1832, 204.  
t. 5. f. 2.  
*Macrotoma jejuna*, *Dej. Cat.* p. 343.  
*Hab.* Madagascar.
5. **MACROTOMA PALMATA.** B.M.  
*Prionus palmatus*, *Fabr. Ent. Syst.* ii. 249; *Syst. El.* ii. 263.  
*Prionus Senegalensis*, *Oliv. Col.* iv. 22. pl. 7. f. 25.  
*Macrotoma palmata*, *Scrv. Ann. Soc. Ent. Fr.* i. 138.  
*Hab.* W. Africa.
6. **MACROTOMA PRIONOPUS, n. s.** B.M.  
*M. femoribus tibiisque supra et infra spinosis.*  
There is only one specimen of this species in the Museum; it closely resembles *M. palmata*, and but for the femora and tibiæ being spined on the upper as well as on the under side, might be taken for it. The specimen is remarkable for the monstrosity of the antennæ, the third joint being forked at the apex on both sides, and each end of the fork being continued as if into a new antenna. This variety is figured in the first volume of the *Zoologist*.  
*Hab.* Sierra Leone (Rev. D. F. Morgan).
7. **MACROTOMA ABSURDA.** B.M.  
*Macrotoma absurdum*, *Newman, Entom.* p. 248.  
*Hab.* Philippine Islands (Coll. Cuning).
8. **MACROTOMA ÆGROTA.** B.M.  
*Macrotoma ægrotum*, *Newman, Ent.* p. 247.  
*Hab.* Philippine Islands (Coll. Cuning).

## 9. MACROTOMA CASTANEA.

B.M.

*Prionus castaneus*, *Oliv. Col.* iv. 23. pl. 8. f. 28, 29.

*Prionus acanthopus*, *Latr.* ♂.

*Macrotoma velutina*, *Dej. Cat.* (olim) ♀.

*Macrotoma castanea*, *Serr. Ann. Soc. Ent. Fr.* i. 138.

*Hab.* E. Indies; I. of France.

## 10. MACROTOMA CORTICINA.

*Prionus corticinus*, *Schænh. Syn. Ins.* i. 3. 345.

*Klug, Abh. Berl. Ak.* 1832, p. 204.

*Prionus cinnamomeus*, *Oliv.* (nec *Fabr.*) *Col.* iv. 20. t. 5. f. 18.

*Hab.* "S. America," *Oliv.*; "Madagascar," *Klug.*

## 11. MACROTOMA CALIFORNICA, n. s.

B.M.

*M. thorace scabriusculo*, dorso foveis undecim, duabus in parte anticâ subelongatis; elytris coriaceis, nitidiusculis et quadricostatis.

Head grooved down the middle, between the eyes the groove is very deep, third joint of antennæ very long and roughish. Mandibles short, swollen, angled, punctured, smooth at the tip. Thorax shagreened, front edge margined with brownish yellow hairs; convex, surface waved; there are eleven depressions, three on the posterior margin, two larger than the others, somewhat lengthened and sometimes bent, and three on the sides placed triangularly. Scutellum smooth, slightly emarginate at the end and depressed, with two patches of hair at the base. Elytra coriaceous, shining, light brown, slightly margined with darker brown, with four longitudinal costæ, united at the end two and two each into one branch, which two branches again coalesce before reaching the tip; suture slightly spined. Femora and legs smooth, without spines.

Length from 22 to 26 lines.

*Hab.* California.

## 12. MACROTOMA HUMERALIS, n. s.

B.M.

*M. thoracis dorso lævigato*, lateribus late scabro-vermiculatis, marginibus acute-dentatis; scutello depresso, elytris basi super scutellum exstantibus, punctis plurimis asperis, singulis bicostatis, costis ad suturam.

Head with short, blunt, toothless, somewhat conical mandibles; between the antennæ there are two deep impressions placed transversely; between the eyes there is a deep groove, and on the crown of the head an impressed line; sides of the head be-

hind the eyes very thickly punctured. Antennæ with the first joint very much compressed at the base; third joint also compressed; the sixth and following joints are grooved on the outside and inside. Thorax with the disc smooth, the sides rough with vermicular excavations, the lateral margins and ends of posterior margins with many sharpish teeth, some of them double at the end. Scutellum sunk below the general surface, with several small rough points, the tip deflexed; the shoulders and base of elytra considerably above the surface of the scutellum, with several small warts; surface of elytra shagreened and punctured, each with two costæ near the suture, obsolete at the base and at the tip, the suture slightly produced into a spine. Femora doubly serrated on the under side, the tibiæ serrated both before and behind.

Length 28 lines.

*Hab.* W. Africa (Coll. Rich).

13. *MACROTOMA SCABRIDORSIS*, n. s.

B.M.

*M. thorace scabro-vermiculato, scutello lævigato apice emarginato-punctato; elytris rude punctatis et vermiculatis, suturâ in spiniam productâ.*

Head roughly punctured, grooved down the middle, deeply excavated between the eyes; antennæ roughly punctured; basal joint in front roughly grooved, third joint channeled above and below. Thorax roughly shagreened, on the hinder edge a smooth shining space with some scattered punctures; sides crenated; posterior angle sharp and produced. Scutellum smooth, with a few punctures, the apex slightly emarginate. Elytra rough with punctures and angular impressions; the suture produced into a spine. Legs compressed; tibiæ slightly serrated on the under side, the sides hollowed out.

Length 14 to 17 lines.

*Hab.* Port Natal (Coll. Gueinzus).

14. *MACROTOMA CÆLASPIS*, n. s.

B.M.

*M. antennis lævigatis, thoracis dorso levi, marginibus excavato-punctatis, scutello apice excavato, elytris coriaceis, sutura inermi.*

Head excavated in front before the mandibles, deeply cloven between the antennæ, the crown of the head with a shallow impressed line. Thorax very smooth on the back with some scattered punctures; the sides deeply and roughly punctured, the punctures confluent, the lateral margin and sides of hind margin



armed with spines. Scutellum hollowed out at the end. Elytra coriaceous, the suture without spine.

Length 24 lines.

*Hab.* Port Natal (Coll. Gueinzus).

15. *MACROTOMA MICROS*, n. s.

B.M.

*M. nigro-brunnea*, thorace profunde punctato, angulo postico laterali spinâ instructo; thoracis margine posticâ subrotundatâ; scutello declivi; elytris basi bigibbosis; parte gibbosâ subverrucosâ; spinâ suturali; metathorace lanuginosâ.

Head with a shallow impressed line down the middle, the surface vermiculated and punctured. Antennæ punctured. Thorax deeply punctured, the punctures running into each other; an impressed line down the middle of the thorax, obsolete on the back; hinder margin of thorax rounded in the middle, posterior angle with a spine. Scutellum sloping towards the thorax, punctured. Elytra gibbous at the base near the scutellum and covered with small warts, which extend more or less thickly over the elytra; costæ indistinct. Metathorax covered with a greyish yellow down.

A small species.

Length from 10 to 14½ lines.

*Hab.* Port Natal (Coll. Gueinzus).

16. *MACROTOMA SPICULIGERA*, n. s.

B.M.

*M. thoracis lateribus crebre dentatis, dentibus acutis, apice sæpe fissis, dorso vermiculato et punctato; suturâ in spinam productâ; thorace subtus lanuginosâ.*

*Trichocnemis spiculatus, Leconte, Journ. Acad. Nat. Sc. Phil.*  
n. s. ii. 110?

Head between the eyes grooved, on the vertex smooth; antennæ smooth, slightly punctured. Thorax somewhat rough, vermiculated and punctured; sides with several sharpish spines, some of which are cleft at the end, the spine on the anterior and posterior angles the largest; back of the thorax with seven slight prominences, two in the middle and five on the hinder margin. Scutellum punctured, smooth down the middle and at the tip, which is somewhat bent down. Elytra coriaceous, vermiculated, with three indistinct costæ, the suture with a short spine. Under side of thorax thickly covered with longish downy hairs, sometimes of a yellowish hue, sometimes of a greyish.

*Hab.* California.

It is possible that this may be the female of the *Macrotoma Californica*.

17. *MACROTOMA SPICULATA.*

*Trichocnemis spiculatus*, *Leconte, Journ. Acad. Nat. Sc. Phil.*  
n. s. ii. 110.

*Hab.* Northern California.

18. *MACROTOMA MICROCERA*, n. s.

B.M.

*M. thorace subasperulo pilis brevissimis obsito; elytris singulis quadricostatis, costis apice subreticulatis; elytris convexiusculis pilis brevibus sparsis; femoribus anticis scaberrimis.*

Head with a line down the middle, which is forked in front; mandibles on the outer edge toothed before the tips, which cross; a strong cutting tooth about the middle of the inner margin. Antennæ with the first joint long, club-shaped and coarsely punctured, especially at the end; the third and following joints thin and slender. Thorax with many small scattered rough warts, and rather thickly covered with short yellowish brown hairs; sides with nine or ten small sharpish teeth. Scutellum large, sides parallel, tip rounded, covered with short depressed hairs. Elytra light brown on the underground, with the surfaces yellowish grey from the short adpressed hairs, with four longitudinal costæ, the outer indistinct and at the apex somewhat reticulated; a short sutural spine. Femora of fore-legs very rough, with sharpened points; under edge of all the tibiæ thickly spined.

Length 35 lines.

*Hab.* Java (Coll. Argent).

69. *REMPHAN.*

*Remphan, Waterhouse, Trans. Ent. Soc. Lond.* i. 67.

1. *REMPHAN HOPEI.*

*Remphan Hopei, Waterh. Trans. Ent. Soc. Lond.* i. 67. pl. 8. f. 1.

*Hab.* Singapore.

70. *ORTHOSONA.*

*Orthosoma, Dej. Serv. Ann. Soc. Ent. Fr.* i. 155.

*Cerambyx*, p., *Degeer.*

*Prionus*, p., *Fabr.*

1. *ORTHOSONA PENNSYLVANICUM.*

B.M.

*Cerambyx pensylvanicus, Degeer, Mém.* v. 99. t. 13. f. 13.

*Cerambyx unicolor, Drury, Ill.* i. 155. t. 37. f. 1.

*Cerambyx brunneus, Forster, Cent. Ins.* p. 37.

*Prionus cylindricus*, *Fabr. S. El.* ii. 261.

*Oliv. Col.* iv. t. 1. f. 6.

*Cerambyx cylindroides*, *Gmel. Syst. Nat.* iv. 1818.

*Prionus sulcatus*, *Pal. Beauv. Ins. rec.* p. 226. pl. 35. f. 4.

*Orthosoma cylindricum*, *Serr. Ann. Soc. Ent. Fr.* i. 156.

*Orthosoma unicolor*, *Laporte, An. Art.* ii. 402.

*Hab.* N. America.

## 2. ORTHOSOMA BADIUM.

B.M.

*Orthosoma badium*, *Dej. Cat.* p. 342.

*Serr. Ann. Soc. Ent. Fr.* i. 156.

*Hab.* Brazil.

## 71. STICTOSOMUS.

*Stictosomus*, *Serr. Ann. Soc. Ent. Fr.* i. 153.

*Orthosoma*, p., *Laporte, Anim. Art.* ii. 402.

### 1. STICTOSOMUS SEMICOSTATUS.

*Stictosomus semicostatus*, *Dup. Serr. Ann. Soc. Ent. Fr.* i. 154.

*Hab.* Cayenne.

## 72. CRINOSOMA.

*Crinosoma*, *Blanch. Cherr. Coll.*

### 1. CRINOSOMA MACULATUM.

B.M.

*Crinosoma maculatum*, *Cherr. Coll.*

*Hab.* S. Africa.

## 73. MALACOMACRUS, n. g.

Head cylindrical. Eyes in front of the antennæ very large. Palpi large, terminal joint obliquely truncated. Antennæ cylindrical, or at least very slightly compressed, with a row of hairs on the inside; fourth and subsequent joints grooved on the upper surface. Thorax rather wider than long, the sides rounded and smooth, the posterior edge bisinuated. Elytra very long, narrow. Legs compressed; tarsi elongated.

### 1. MALACOMACRUS PALLESCENS, n. s. Pl. II. f. 5. B.M.

*M. pallide-flavescens*, antennarum articulo singulo et femorum apicibus fusco-nigris, clytris costis duabus longitudinalibus.

Of a uniform pale yellowish hue, the suture edged with brown, the apex of each joint of the antennæ and the tip of the femora brown. Head with a slight impressed line down the middle, delicately punctured. Thorax with scattered inconspicuous hairs,

a slight elevated line down the middle; on the hinder edge and near its sides there is a slight elevation which is grooved down the middle, the thorax edge before and behind is margined. Scutellum deeply grooved across the middle, upper surface covered with depressed hairs. Elytra rather thickly punctured, with two longitudinal smooth costæ terminating before the apex; under side of the body with many scattered long hairs.

*Hab.* Brazil.

#### 74. ANACANTHUS.

Anacanthus, *Serv. Ann. Soc. Ent. Fr.* i. 165.

##### 1. ANACANTHUS COSTATUS.

B.M.

Anacanthus costatus, *Serv. Ann. Soc. Ent. Fr.* i. 166.

*Hab.* Brazil.

##### 2. ANACANTHUS AQUILUS.

B.M.

Anacanthus aquilus, *Dej. Goudot Coll.*

*Hab.* Columbia.

#### 75. CÆLODON.

Cælodon, *Latr. Serv. Ann. Soc. Ent. Fr.* i. 164.

Prionus, p., *Oliv.*

##### 1. CÆLODON CINEREUM.

Cælodon cinereum, *Serv. Ann. Soc. Ent. Fr.* i. 164.

Prionus cinereus, *Oliv. Col.* iv. 35. t. 13. f. 55.

*Hab.* "Surinam," *Oliv.*; Senegal (Buquet).

#### 76. EURYPODA.

Euryпода, *Saunders, Trans. Ent. Soc. Lond.* n. s. ii.

##### 1. EURYPODA ANTENNATA.

B.M.

Euryпода antennata, *Saunders, Trans. Ent. Soc. Lond.* n. s. ii.

pl. 4. f. 5.

*Hab.* N. China (Coll. Fortune).

#### 77. STENODONTES.

Stenodontes, *Serv. Ann. Soc. Ent. Fr.* i. 173.

Cerambyx, p., *L.*

Prionus, p., *Fabr.*

## 1. STENODONTES DAMICORNIS. B.M.

*Cerambyx damicornis*, *Linn. Mantiss.* i. 532.

*Drury, Ill.* i. t. 38. f. 1.

*Browne, Jam.* t. 44. f. 8.

*Stenodontes damicornis*, *Serr. Ann. Soc. Ent. Fr.* i. 174.

*Hab.* W. Indies (Ent. Club).

## 2. STENODONTES MANDIBULARIS. B.M.

*Prionus mandibularis*, *Fabr. Syst. El.* ii. 261.

*Prionus exsertus*, *Oliv. Col.* iv. 66. t. 8. f. 31.

*Stenodontes mandibularis*, *Serr. Ann. Soc. Ent. Fr.* i. 173.

*Stenodontes exsertus*, *Laporte, An. Art.* ii. 403.

*Stenodontes cinnamomens.* *Dej. Cat.* (olim) ?.

*Hab.* W. Indies (Ent. Club).

## 3. STENODONTES LÆVIGATUS. B.M.

*Prionus lævigatus*, *Pal. Beauv. Ins. rec.*

*Prionus Jægeri*, *Mannerh.*

*Stenodontes lævigatus*, *Dej. Cat.* p. 342.

*Hab.* St. Domingo.

## 4. STENODONTES CAPRA. B.M.

*Stenodontes capra*, *Dej. Cat.* p. 342. *Cherr. Coll.*

*Hab.* St. Domingo.

## 78. BASITOXUS.

*Basitoxus*, *Serr. Ann. Soc. Ent. Fr.* i. 174.

*Stenodontes*, p., *Laporte, An. Art.* ii. 404.

## 1. BASITOXUS ARMATUS.

*Basitoxus armatus*, *Serr. Ann. Soc. Ent. Fr.* i. 175.

*Hab.* Brazil.

## 2. BASITOXUS MAILLEI.

*Basitoxus Maillei*, *Serr. Ann. Soc. Ent. Fr.* i. 175.

*Hab.* Brazil.

## 79. MALLODON.

*Malldon*, *Serr. Ann. Soc. Ent. Fr.* i. 176.

*Cerambyx*, p., *L.*

*Prionus*, p., *Fabr.*

## 1. MALLODON SPINIBARBE. B.M.

*Cerambyx spinibarbis*, *Linn. Syst. Nat.* ii. 624.

*Vaet. Col.* ii. t. 1. f. 3.

*Prionus spinibarbis*, *Fabr. Syst. El.* ii. 263.

*Prionus Cayennensis*, *Dej. Cat.* (olim) ♀.

Var. *Mallodon Servillei*, *Dupont*.

*Hab.* S. America.

## 2. MALLODON MAXILLOSUM.

B.M.

*Prionus maxillosus*, *Fabr. S. El.* ii. 264.

*Oliv. Col.* iv. t. 1. f. 3.

*Mallodon maxillosum*, *Serv. Ann. Soc. Ent. Fr.* i. 177.

*Hab.* S. America.

## 3. MALLODON GAGATINUM.

*Prionus gagatinus*, *Germar, Ins. Spec. Nov.* p. 468.

*Mallodon gagatinum*, *Germ. Guér. Rev. Zool. Cuv.* 1839, p. 329.

*Hab.* Brazil.

## 4. MALLODON MEGACEPHALUS.

*Prionus megacephalus*, *Germar, Ins. Spec. Nov.* p. 468.

*Mallodon megacephalus*, *Germar, Guér. Rev. Zool. Cuv.* 1839,

p. 329.

*Hab.* Brazil.

## 5. MALLODON LIMÆ.

*Prionus Limæ*, *Guér. Voy. Coquille*, p. 128. pl. 7. f. 1.

*Hab.* Lima.

## 6. MALLODON BAJULUM.

*Mallodon bajulus*, *Erichs. Arch. f. Nat.* 1847, p. 138.

*Hab.* Peru.

## 7. MALLODON GRACILICORNE.

*Mallodon gracilicorne*, *Buq. Guér. Icon. R. A.* (texte) p. 215.

*Macrotoma melittæ-eques*, *Blanchard, D'Orbigny, l'Amér. Mér.*

pl. 20. f. 6.

*Hab.* Chili.

## 8. MALLODON JAVANUM.

B.M.

*Mallodon javanum*, *Dej. Cat.* p. 342. *Chevr. Coll.*

*Mallodon orientale*, *Dupont, Dej.*

*Hab.* Java.

## 9. MALLODON ANGUSTATUM.

B.M.

*Mallodon angustatum*, *Chevr. Coll.*

*Hab.* Mexico.

## 10. MALLODON GNATHO, n. s.

B.M.

*M. mandibulis basi elevatis, apice quadridentatis, dentibus tribus margine interiore, uno exteriori: spatio inter oculum et basin mandibuli processûs tridentato.*

Jaws at the base with an elevated triangular process, abrupt behind, and gradually sloping in front, the extreme tip with three teeth, over which is another tooth. At the base of each mandible there is a projection with three blunt teeth at the end, the central smallest and indistinct. Head verrucose in front, with a deep transverse groove, a longitudinal impressed line on the vertex deepening into a groove between the eyes; punctured very closely behind. Thorax rather convex, undulated here and there in the middle; margins widely and thickly punctured; sides serrated with rather sharp teeth. Scutellum slightly punctured. Elytra with three wide longitudinal ribs, obsolete at the base and tip, the middle one with two branches near the end one on each side, the one directed towards the margin nearer the tip than the other. Metathorax covered with silken yellowish brown hairs; lower edge of the tibiæ edged with yellowish brown hairs; soles of tarsi with yellowish brown hairs, the tips of which are greyish.

Length 20 lines.

*Hab.* Honduras (Coll. Dyson).

## 11. MALLODON LÆVIPENNE, n. s.

B.M.

*M. elytris lævibus, capite inter antennæ subexcavato, thorace medio lævissimo.*

Head somewhat depressed between the eyes and grooved longitudinally; excavated between the antennæ, the latter part thickly punctured; rest of the head irregularly and coarsely punctured. Thorax very smooth and depressed on the back, with some small scattered punctures, the sides irregularly punctured; the margins with from ten to twelve small tooth-like enations. Scutellum somewhat hollowed at the base, the tip slightly notched. Elytra very smooth.

Length 19 lines.

*Hab.* Congo. Sir J. Richardson, M.D.

## 12. MALLODON COSTIPENNE, n. s.

B.M.

*M. elytris singulis costis tribus subelevatis, exteriori basi obsoletâ; thorace medio lævi lateribus punctatis, margine sub-erenato-dentatâ.*

Head irregularly punctured, in front the punctures are small and close together; antennæ with the joints punctured. Thorax with a large smooth space in the middle, with only a few scattered punctures; a longitudinal ridge on each side of the smooth space which does not reach the front margin, and behind runs into

the smooth space; on the inside of it there is a groove; the margin is toothed with nine or ten crenated teeth, a space on each side of it coarsely punctured. Scutellum somewhat rounded behind, transversely hollowed out at the base. Elytra with three longitudinal not much elevated carinæ, that nearest the suture not reaching the tip of the elytra; the second and the third joined together at the end; the third not extending up to the shoulder.

Length  $18\frac{1}{2}$  lines.

*Hab.* Fantee (W. Africa). From Mr. Bowdich's Collection.

13. MALLODON DOWNESII.

B.M.

*Mallodon Downesii*, *Hope, Ann. Nat. Hist.* xi. 366 (1843).

*Hab.* Fernando Po.

14. MALLODON ARABICUM.

*Mallodon Arabicum*, *Bug. Rev. Zool. Cuv.* 1843, p. 330.

*Hab.* Arabia.

15. MALLODON COSTULATUM.

B.M.

*Mallodon spinibarbe*, *Haldem.* p. 31.

*Mallodon costulata*, *Leconte, Journ. Acad. Nat. Sc. Phil.* n. s. ii. 111.

*Hab.* N. America (Georgia).

16. MALLODON MELANOPUS.

B.M.

*Cerambyx melanopus*, *L. Syst. Nat.* ii. 623.

*Prionus melanopus*, *Fabr. S. El.* ii. 264.

*Cerambyx crenulatus*, *Drury, Ill.* i. pl. 38. f. 2.

*Hab.* S. America and W. Indies (Jamaica).

17. MALLODON CILIPES.

*Mallodon cilipes*, *Leconte, Journ. Acad. Nat. Sc. Phil.* n. s. ii. 111.

*Prionus cilipes*, *Say, Journ. Acad. Nat. Sc.* iii. 327.

*Mallodon simplicicollis*, *Hald.* p. 30.

*Hab.* N. America (U. States).

18. MALLODON DASYSTOMUS.

B.M.

*Prionus dasystomus*, *Say, Journ. Acad. Nat. Sc.* iii. 326.

*Mallodon melanopus*, var. *major*, *Haldem.*

*Mallodon dasystoma*, *Leconte, Journ. Acad. Nat. Sc. Phil.* n. s. ii. 112.

*Hab.* N. America (U. States).

19. MALLODON SPINOSUM.

*Mallodon spinosum*, *Newman, Charlesworth's Mag. Nat. Hist.* iv. 194.

*Hab.* Mexico.



## 20. MALLODON STIGMOSUM.

Mallodon stigmatum, *Newman, Ann. Nat. Hist.* v. 15.  
*Hab.* Australia.

## 80. CNEMOPLITES.

Cnemoplites, *Newman, Entom.* p. 351.  
 Mallodon, p., *Newman* (olim).

## 1. CNEMOPLITES EDULIS.

Cnemoplites edulis, *Newman, Entom.* p. 351.  
*Hab.* S. Australia (Port Philip).

## 2. CNEMOPLITES SPINICOLLIS.

B.M.

Prionus spinicollis, *Macleay, King's Survey, App.* ii. 449.  
 Cnemoplites spinicollis, *Newman, Entom.* p. 352.  
 Mallodon australis, *D'Urville, Boisd. Voy. de l'Astrol.* ii. 465.  
*Hab.* Australia.

## 3. CNEMOPLITES INSULARIS.

B.M.

Mallodon insulare, *Hope, Proc. Ent. Soc. Lond.* Nov. 1841, p. 48.  
*Hab.* N. Australia (Port Essington).

## 4. CNEMOPLITES MANILLÆ.

B.M.

Mallodon Manillæ, *Newman, Entom.* p. 247.  
 Cnemoplites Manillæ, *Newman, Entom.* p. 352.  
*Hab.* Philippine Islands (Coll. Cuming).

## 5. CNEMOPLITES RHESUS.

B.M.

Mallodon Rhesus, *Motchoulsky Coll.*  
*Hab.* Ceylon.

## 81. COLPODERUS.

Colpoderus, *Serv. Ann. Soc. Ent. Fr.* i. 178.

## 1. COLPODERUS CAFFER.

B.M.

Colpoderus caffer, *Klug, Serv. Ann. Soc. Ent. Fr.* i. 179.  
*Hab.* S. Africa.

## 82. PLATYGNATHUS.

Platygnathus, *Dej. Serv. Ann. Soc. Ent. Fr.* i. 150.  
 Prionus, p., *Oliv.*

## 1. PLATYGNATHUS OCTANGULARIS.

*Prionus octangularis*, *Oliv. Col.* iv. 33. t. 6. f. 19 ♀ ; t. 13. f. 54.  
a. ♂, b. ♀.

*Platygnathus octangularis*, *Serv. Ann. Soc. Ent. Fr.* i. 151.  
*Hab.* Isle of France.

## 2. PLATYGNATHUS PARALLELUS.

*Platygnathus parallelus*, *Dup. Serv. Ann. Soc. Ent. Fr.* i. 151.  
*Hab.* Isle of France.

## 83. ORTHOMEGAS.

*Orthomegas*, *Serv. Ann. Soc. Ent. Fr.* i. 149.

*Orthosoma*, p., *Lap. An. Art.* ii. 401.

*Cerambyx*, p., *L.*

*Prionus*, p., *Fabr.*

## 1. ORTHOMEGAS CINNAMOMEUS.

B.M.

*Cerambyx cinnamomeus*, *Lin. Syst. Nat.* ii. 623.

*Drury, Ill.* i. 89. t. 40. f. 2.

*Prionus corticinus*, *Oliv. Col.* iv. 66. t. 9. f. 34.

*Orthomegas cinnamomeus*, *Serv. Ann. Soc. Ent. Fr.* i. 149.

*Hab.* S. America.

## 2. ORTHOMEGAS JASPIDEUS.

B.M.

*Orthomegas jaspideus*, *Bug. Chevr. Coll.*

*Hab.* Brazil.

## 3. ORTHOMEGAS SERICEUS.

B.M.

*Prionus sericeus*, *Oliv. Col.* iv. 16. t. 8. f. 26.

*Orthomegas sericeus*, *Dej. Cat.* p. 342.

♀ *Orthomegas spinicollis*, *Escher. Dej. Cat.*

*Hab.* S. America and Cuba.

## 84. CALLIPOGON.

*Callipogon*, *Serv. Ann. Soc. Ent. Fr.* i. 140.

*Prionus*, p., *Fabr.*

## 1. CALLIPOGON BARBATUM.

B.M.

*Prionus barbatus*, *Fabr. Syst. El.* ii. 265.

*Oliv. Col.* iv. 15. t. 10. f. 40.

Var. *Callipogon senex*, *Drpout, Mag. de Zool.* pl. 33.

*Callipogon barbatus*, *Serv. Ann. Soc. Ent. Fr.* i. 142.

*Callipogon firmum*, *Dej. Cat.* (olim).

*Hab.* Mexico (Ent. Club).

## 2. CALLIPOGON LEMOINEI.

B.M.

Callipogon Lemoinei, *Reiche, Mag. de Zool.* 1842, pl. 98.  
*Hab.* N. Grenada (Coll. Hooker).

## 85. PYRODES.

Pyrodes, *Serv. Ann. Soc. Ent. Fr.* i. 186.

Cerambyx, p., *L.*

Prionus, p., *Fabr.*

## 1. PYRODES SPECIOSUS.

B.M.

Prionus angulatus, *Oliv. Col.* iv. 31. t. 1. f. 2 ♀.

Prionus speciosus, *Oliv. Col.* iv. 31. t. 4. f. 13 ♂.

Pyrodes angulatus, *Serv. Ann. Soc. Ent. Fr.* i. 187.

Pyrodes speciosus, *Serv. Ann. Soc. Ent. Fr.* i. 187.

Var. *Pyrodes nitidus*, *Dej. Cat.* (olim).

Var. minor, *Prionus Pallasii*, *Germar, Ins. spec. nov.* p. 469.

*Hab.* Brazil.

## 2. PYRODES MARGINATUS, n. s.

B.M.

*P. elytris* obscure viridibus, basi margine late et suturâ anguste igneo-cupreis, antennis violaceis.

Head green with coppery reflections, coarsely punctured, antennæ violet. Thorax rather narrow, dark green, with coppery reflections, rugulose, lateral spine very strong and outstanding. Scutellum roughly punctured, a line down the middle and the margins smooth, the tip with a small raised appendage. Elytra rugose at the base, punctured and vermiculose on the general surface, the base light green margined in front with fiery copper colour; elytra dark green, widely margined with fiery copper, suture narrowly margined with golden green and copper. Under surface dark green washed and varied with bronze. Metathorax thickened behind, the projecting part covered with delicate golden hairs. Legs somewhat slender, the femora bronzed, the tip dark green; tibiæ straight, at the base bronzed, at the tip green; tarsi violaceous, the soles yellow.

Length  $14\frac{1}{2}$  lines.

*Hab.* Guatimala. From Mr. Deby's Collection.

## 3. PYRODES BIFASCIATUS.

B.M.

Cerambyx bifasciatus, *L. Syst. Nat.* ii. 624.

*Gron. Zoon.* 161. t. 14. f. 4.

*Prionus bifasciatus*, *Fabr. S. E.* ii. 262.

*Oliv.* iv. 32. t. 1. f. 3.

*Pyrodes bifasciatus*, *Serv. Ann. Soc. Ent. Fr.* i. 187.

*Hab.* Brazil (Coll. Bates; Ent. Club).

4. *PYRODES PULCHERRIMUS.*

B.M.

*Prionus pulcherrimus*, *Perty, Del. An. Art.* p. 86. t. 17. f. 4.

*Hab.* Brazil.

5. *PYRODES FASTUOSUS.*

*Pyrodes fastuosus*, *Erichs. Arch. für Naturg.* 1847, p. 139.

*Hab.* Peru.

6. *PYRODES SMITHIANUS.*

B.M.

*Pyrodes Smithianus*, *White, Proc. Zool. Soc.* 1850.

*Hab.* Brazil; Caripi near Para (J. P. George Smith, Esq.).

7. *PYRODES TENUICORNIS.*

B.M.

*Pyrodes tenuicornis*, *White, Proc. Zool. Soc. Lond.* 1850, *Annul.* 13. f. 5.

*Hab.* Mexico.

8. *PYRODES PICTUS.*

B.M.

*Prionus pictus*, *Perty, Del. An. Art.* p. 85. t. 17. f. 3.

*Hab.* Brazil.

9. *PYRODES AURATUS.*

B.M.

*Cerambyx auratus*, *L. Syst. Nat.* ii. 635.

*Degeer, Mem.* v. 101. t. 13. f. 15.

*Pyrodes columbinus*, *Dej. Cat.* p. 343.

*Guér. Icon. R. A.* (texte) p. 214.

*Hab.* Cayenne.

10. *PYRODES PETALOCERUS*, n. s.

B.M.

*P. antennarum articulis primo et tertio dilatatis, capite, thorace elytrisque fusco-ferrugineis; femoribus violaceo-fuscis; tibiis tarsisque pallidioribus, corpore thoraceque subtus ænescenti-fuscis.*

Head deeply channeled down the middle, thickly punctured; antennæ with the first joint dilated, somewhat bent and thickened at the end; third joint much dilated and compressed, the eight following joints thin and light brown. Thorax with three depressions in the middle placed in a triangle, a deep point in the middle of the hind edge; general surface of thorax punctured. Scutellum cordate, punctured at the end, smooth and acuminate. Elytra ferruginous, somewhat wrinkled at the base, the general

surface acuducted, the tip crenated. Under surface of body and thorax brown tinged with brassy reflections. Femora dilated, compressed, brown tinged with violet; tibiæ and tarsi slender, pale yellowish brown, the tibiæ of first two pair of legs somewhat bent.

Length  $10\frac{1}{2}$  lines.

*Hab.* S. America (Ega). From Mr. Bates's Collection.

#### 11. PYRODES HETERO CERUS.

*Pyrodes heterocerus*, *Erichs. Wieg. Arch.* 1847, p. 139.

*Hab.* Peru.

#### 12. PYRODES ANTENNATUS, n. s. Pl. II. f. 6. B.M.

*P. æneo-viridis*, antennarum articulo primo et tertio dilatatis purpureis articulis 8 sequentibus fulvis, femoribus purpureis dilatatis, tibiis tarsisque fulvis.

Head closely punctured, deeply grooved down the middle. Thorax smooth, depressed here and there in the middle, covered with large shallow punctures. Scutellum cordate, closely punctured, except at the tip, which is smooth. Elytra slightly ribbed, very thickly punctured, in common with the head; thorax and scutellum of a bronzy brownish green. Under surface of a deep brassy green, very smooth, the hinder edge of the segments of the abdomen slightly hollowed out and brown. Antennæ with the first joint bent, dilated and thickened at the end; third joint elongated, flattened and dilated, and with the two preceding it of a violet-purple; the eight other joints slender and fulvous; the femora dilated and violet-purple; tibiæ and tarsi fulvous, the former somewhat violet at the base.

Length from  $10\frac{1}{2}$  to  $15\frac{1}{2}$  lines.

*Hab.* S. America (Ega). From the Collection of Mr. Bates.

#### 86. MALLASPIS.

*Mallaspis*, *Serv. Ann. Soc. Ent. Fr.* i. 188.

*Prionus*, p., *Fabr.*

##### 1. MALLASPIS SCUTELLARIS.

*Prionus scutellaris*, *Oliv. Col.* iv. 14. pl. 2. f. 9.

*Mallaspis scutellaris*, *Serv. Ann. Soc. Ent. Fr.* i. 189.

*Hab.* Cayenne.

##### 2. MALLASPIS LEUCASPIS.

B.M.

*Mallaspis leucaspis*, *Dej. Cat.* p. 344.

*Guérin, Icon. R. A. texte*, p. 214.

*Hab.* Brazil.

## 3. MALLASPIS XANTHASPIS.

B.M.

*Mallaspis xanthaspis*, Guérin, *Icon. R.A. texte*, p. 214.  
*Hab.* Columbia.

## 4. MALLASPIS MORELETII.

*Mallaspis Moreletii*, Lucas, *Ann. Soc. Ent. Fr.* 1851, p. lxxv.  
*Hab.* Central America (Verapaz).

## 5. MALLASPIS LONGICEPS, n. s. Pl. II. f. 7.

B.M.

*M. brunneus*, capite post oculos elongato et in medio elongato, scutello pilis adpressis pallidis tecto, apice solum nudo; elytris basi nitidis, vage punctatis, medio et apice obscuris et confertissime punctulatis; corpore subtus pilis sericeis adpressis tecto.

Rich brown, elytra and end of antennæ paler; head considerably elongated behind the eyes, deeply grooved between the antennæ, the groove extending behind but evanescent before the front margin of thorax. Thorax with the upper surface smooth and waved with several obsolete punctures; the margin before the spine denticulate and punctured. Scutellum, except at the tip, which is smooth, thickly clothed with close-pressed yellowish white hairs. Elytra at base smooth and shining, with several scattered punctures; general surface of elytra dull, the dullness caused by the extreme closeness of the minute punctures, at apex bluntly rounded off, the end of the margin with a slight tooth. Sides of thorax and abdomen closely covered with adpressed silky hairs of a yellowish white. Femora of the fore-legs of the male verrucose, of the female smooth. Legs of the female tinged with violet. Antennæ of the male with the joints elongated and depressed, the sides parallel, the margins denticulate; antennæ of the female short, depressed, thickest at the end, and smooth on the edge; soles of the tarsi covered with golden yellow hairs.

Length  $17\frac{1}{2}$  lines.

*Hab.* Mexico.

## 87. DERANCISTRUS.

*Derancistrus*, Serv. *Ann. Soc. Ent. Fr.* i. 181.  
*Prionus*, p., *Pal. Beauv.*

## 1. DERANCISTRUS ELEGANS.

*Prionus elegans*, *Pal. Beauv. Ins. rec.* p. 217. pl. 34. f. 5.  
*Derancistrus elegans*, Serv. *Ann. Soc. Ent. Fr.* i. 182.  
*Hab.* W. Indies (St. Domingo).

## 88. SOLENOPTERA.

Solenoptera, *Serv. Ann. Soc. Ent. Fr.* i. 183.

Cerambyx, p., *L.*

Prionus, p., *Fabr.*

## 1. SOLENOPTERA THOMÆ.

B.M.

Cerambyx Thomæ, *L. Syst. Nat.* ii. 623.

*Herbst, Act. Soc. Ber. Nat. Cur.* iv. 325. t. 7. f. 9.

Prionus Thomæ, *Fabr. S. El.* ii. 262.

Solenoptera Thomæ, *Serv. Ann. Soc. Ent. Fr.* i. 184.

*Hab.* W. Indies (St. Thomas) (Coll. Gosse).

## 2. SOLENOPTERA SUBCANALICULATA, n. s.

B.M.

*S. nigro-picea*, thorace medio longitudinaliter canaliculato, fundo hirsutie canâ tectō; elytris scabro-punctatis apice suberenatis.

Of a deep pitchy black; the thorax down the middle deeply channeled, the bottom of the groove covered with greyish hairs; margins irregularly crenated and shining; the sides dull, excavated and punctured, two longitudinal shining keels down the middle, depressed on the back, one on each side of the groove. Elytra punctured, a short white hair from each of the punctures.

Length  $15\frac{1}{2}$  lines.

*Hab.* W. Indies.

## 3. SOLENOPTERA LINEATA.

B.M.

Cerambyx lineatus, *L. Syst. Nat.* ii. 624.

*Sloane, Jam.* ii. 209. t. 237. f. 34.

Prionus lineatus, *Fabr. Syst. El.* ii. 257.

*Oliv. Col.* iv. 38. t. 8. f. 30; t. 11. f. 30.

Solenoptera lineata, *Serv. Ann. Soc. Ent. Fr.* i. 184.

*Hab.* W. Indies (Jamaica).

## 4. SOLENOPTERA FULIGINOSA.

B.M.

Prionus fuliginosus, *Fabr. Syst. El.* ii. 257.

*Oliv. Col.* iv. 37. t. 10. f. 39.

Prionus erythromerus, *Dej. Cat.* (olim).

Solenoptera fuliginosa, *Dej. Cat.* p. 344.

*Hab.* W. Indies.

## 5. SOLENOPTERA SCABROSA.

B.M.

Solenoptera scabrosa, *Chevr. Coll.*

*Hab.* W. Indies (Cuba).

## 6. SOLENOPTERA TASTEI.

Solenoptera Tastei, *Buquet, Ann. Soc. Ent. Fr.* x. 39.  
*Hab.* Louisiana.

## 7. SOLENOPTERA SULCICOLLIS.

B.M.

Solenoptera sulcicollis, *Dej. Cat.* p. 344.  
*Hab.* Guadaloupe.

## 8. SOLENOPTERA CINNAMIPENNIS.

B.M.

Solenoptera cinnamipennis, *Chevr. Rev. Zool. Cuv.* 1838, p. 281.  
*Hab.* Cuba.

## 9. SOLENOPTERA LÆVITHORAX, n. s.

B.M.

S. nigro-fusca, thorace lato sine sulco conferte punctato, in  
 mare latere plagis duabus depressis minutissime punctatis;  
 elytris humeris rotundatis postice bruuneis.

Of a deep blackish brown; edge of the thorax without den-  
 ticulations, the upper surface closely punctured; in the male  
 there are two large depressed spaces on each side covered with  
 very minute and thickly placed punctures. Scutellum short,  
 smooth and broad, with a few scattered punctures. Elytra with  
 the shoulders rounded, brown especially at the apex, covered  
 with punctures; apex blunt, minutely serrated, end of margin  
 toothed. Under side of abdomen smooth, shining, soles of tarsi  
 covered with yellowish brown hairs.

Length  $16\frac{1}{2}$  to 19 lines.

*Hab.* Guatemala (Coll. Deby).

## 89. CHELODERUS.

Cheloderus, *G. R. Gray, Griff. A. K. Ins.* ii. 784.

## 1. CHELODERUS CHILDRENI.

B.M.

Cheloderus Childreni, *G. R. Gray, Griff. A. K. Ins.* ii. 784.  
 pl. 119.

*Blanch. in D'Orbigny, l'Amér. MÉR.* t. 20. f. 7.

*Hab.* Columbia, "Chili" (Coll. Children).

## 90. TROPIDOSOMA.

Tropidosoma, *Perty, Del. An. Art.* p. 85 (1830-1834).

*Allocerus, Serv. Ann. Soc. Ent. Fr.* i. 180 (1832).

*Prionus, p., Kirby.*



## 1. TROPIDOSOMA SPENCII.

B.M.

Prionus Spencii, *Kirby, Linn. Trans.* xii. 438. t. 22. f. 13.Tropidosoma Spencii, *Perty, Del. An. Art.* p. 85. t. 17. f. 2.Allocerus Spencii, *Serv. Ann. Soc. Ent. Fr.* i. 181.*Hab.* Brazil.

## 2. TROPIDOSOMA DILATICORNE.

Allocerus dilaticornis, *Gory, Ann. Soc. Ent. Fr.* i. 384. pl. 12. B.

f. 1.

*Hab.* Cayenne.

## 91. CTENODES.

Ctenodes, *Oliv. Col.* vi. 781.

## 1. CTENODES DECEM-MACULATA.

Ctenodes decem-maculata, *Oliv. Col.* vi. 791. pl. 1. f. 1.*Hab.* S. America.

## 2. CTENODES ZONATA.

B.M.

Ctenodes zonata, *Klug, Nov. Act. Nat. Cur.* xii. 454. t. 42. f. 1.*Hab.* Brazil (Para) (Coll. Bates).

## 3. CTENODES MINIATA.

Ctenodes miniata, *Klug, Nov. Act. Nat. Cur.* xii. 455. t. 42. f. 2.*Hab.* Brazil (Para).

## 4. CTENODES GENICULATA.

Ctenodes geniculata, *Klug, Nov. Act. Nat. Cur.* xii. 456. t. 42.

f. 3.

*Hab.* Brazil (Para).

## 92. COPTOCEPHALUS.

Coptocephalus, *G. R. Gray, Griff. A. K. Ins.* ii. 113.Metopocoilus, *Serv. Ann. Soc. Ent. Fr.* i. 170.Metopocoelus, *Dej. Cat.* p. 344.

## 1. COPTOCEPHALUS BRASILIENSIS.

B.M.

Coptocephalus Brasiliensis, *G. R. Gray, Griff. A. K. Ins.* ii. 113.

pl. 65. f. 2; pl. 73. f. 1 (details).

Metopocoilus maculicollis, *Serv. Ann. Soc. Ent. Fr.* i. 171.*Hab.* Brazil.

## 93. TRAGOCERUS.

*Tragocerus*, *Dej. Serv. Ann. Soc. Ent. Fr.* iii. 60.  
*Prionus*, p., *Donovan*.

## 1. TRAGOCERUS BIDENTATUS.

B.M.

*Prionus bidentatus*, *Donovan, Ins. N. Holl.* f.  
*Tragocerus australis*, p., *Serv. Ann. Soc. Ent. Fr.* iii. 61.  
*Tragocerus bidentatus*, *Dej. Cat.* p. 344.  
*Hab.* Australia.

## 2. TRAGOCERUS FASCIATUS.

B.M.

*Prionus fasciatus*, *Donovan, Ins. N. Holl.* f.  
 Var. *Tragocerus bifasciatus*, *Guér. Voy. Coquille*, pl. 7. f. 3. *Zool.*  
 ii. 133.  
*Tragocerus australis*, *Dej. Boisd. Voy. Astrol.* pl. 8. f. 6.  
*Hab.* Australia (Ent. Club).

## 3. TRAGOCERUS SPENCII.

B.M.

*Tragocerus Spencii*, *Hope, Trans. Ent. Soc. Lond.* i. 18. pl. 2. f. 4.  
*Hab.* Australia (Ent. Club).

## 94. PÆCILOPEPLUS.

*Pæcilopeplus*, *Dej. Cat.* p. 344.

*Pæcilosoma*, p., *Lap.*

*Prionus*, p., *Sturm.*

## 1. PÆCILOPEPLUS CORALLIFER.

B.M.

*Prionus corallifer*, *Sturm, Cat.* (1826) p. 79. t. 4. f. 35.  
*Pæcilopeplus versicolor*, *Dej. Cat.* p. 344.  
*Pæcilosoma versicolor*, *Lap. An. Art.* ii. 412.  
*Hab.* Brazil.

## 2. PÆCILOPEPLUS INTRICATUS.

*Pæcilosoma intricatum*, *Blanchard, D'Orbigny, l'Amér. Mér.*  
 p. 207. pl. 20. f. 8.  
*Hab.* Bolivia (Santa Cruz).

## 3. PÆCILOPEPLUS BATESII, n. s. Pl. III. f. 1.

B.M.

*P. thorace rufescenti-fusco*; elytris tricoloratis miniatibus fasciis  
 quatuor nigris interruptis et angulatis; capite, antennis pedi-  
 busque nigerrimis.

Head between the eyes smooth, behind them rather thickly  
 punctured. Thorax bulging on the side, with two depressions

on the back and three deep punctures on each side, the two hindmost placed close together and diagonally; the posterior margin with three notches, one in the middle over the scutellum. Scutellum black, slightly concave and punctured. Elytra of a vermilion colour, each with three longitudinal costæ not reaching the end of the elytra; the inner costa at the base with a short branch, which is lost in the suture; a short black line on the shoulder and two spots near the base; an interrupted zigzag black band before the middle, ending near the suture in two square black spots; just behind the middle another interrupted band of black angulated spots; behind this a short black line somewhat waved, with another somewhat similar on the outside and nearly at right angles with it. Abdomen beneath dull brown, delicately punctured, posterior margin of the segments smooth and shining.

Length 10 lines.

*Hab.* Brazil (Santarem). From Mr. Bates' Collection.

## 95. PÆCILOSOMA.

*Pækilosoma*, *Serv. Ann. Soc. Ent. Fr.* i. 184.

*Pæcilosoma*, *Dej. Cat.* p. 344.

*Prionus*, p., *Dalm.*

### 1. PÆCILOSOMA ORNATUM.

B.M.

*Prionus ornatus*, *Dalman, Anal. Ent.* p. 62.

*Prionus flammiger*, *Perty, Del. An. Art.* p. 87. t. 17. f. 7.

*Pæcilosoma quadripustulatum*, *Dej. Cat.* p. 344.

*Pækilosoma ornatum*, *Serv. Ann. Soc. Ent. Fr.* i. 185.

*Hab.* Brazil.

### 2. PÆCILOSOMA SEMIRUFUM.

B.M.

*Pæcilosoma semirufum*, *Newman, Ent. Mag.* v. 492.

*Pæcilosoma rufipenne*, *Blanch. D'Orbigny, l'Am. MÉR.* pl. 20. f. 7.

*Hab.* Brazil (Ent. Club).

### 3. PÆCILOSOMA METALLICUM.

B.M.

*Pæcilosoma metallicum*, *Newman, Ent. Mag.* v. 493.

*Hab.* Tasmania (Ent. Club).

## 96. CEROC TENUS.

*Ceroctenus*, *Dej. Serv. Ann. Soc. Ent. Fr.* i. 196.

*Cerambyx* (*Lissonotus*), p., *Germar.*

## 1. CER OCTENUS GAGATINUS.

B.M.

*Cerambyx* (*Lissonotus*) *gagatinus*, *Germ. Ins. Sp. Nov.* p. 504.

*Ceroctenus unicolor*, *Dej. Cat.* p. 344. *Chevr. Coll.*

*Hab.* Brazil.

## 2. CER OCTENUS MIXTUS, n. s.

B.M.

*C. fulvus*, elytris margine postice et apice nigris; fasciâ (sæpe obsoletâ), medianâ nigrâ, marginem non attingente, et ad suturam graciliore; antennis rufis, articulis 5 ultimis nigris; pedibus rufis.

Fulvous; elytra with the margin behind and the apex black. In some specimens there is a black band about the middle, which is widest towards the side, but does not reach the margin, and it spreads out towards the shoulder; it is thinnest towards the suture. Antennæ rufous, the last five joints black; legs rufous.

Length  $7\frac{1}{2}$  to 9 lines.

*Hab.* Brazil.

## 3. CER OCTENUS LATIFASCIA, n. s.

B.M.

*C. nigerrimus*, elytris fascia lata lutea postmediana, antennis nigris, articulis 3, 4, 5, 6 et basi, fulvis; tibiis quatuor anterioribus fulvis.

Deep shining black; elytra with three slight longitudinal costæ, and a wide yellow band behind the middle, the posterior and anterior margin somewhat waved. Antennæ black, the third, fourth, fifth, sixth and base of seventh joints fulvous; the tibiæ of two anterior pairs of legs fulvous.

Length 6 to 7 lines.

*Hab.* Brazil (*Ent. Club*).

## 97. CALLOCTENUS.

*Calloctenus*, *White, Proc. Zool. Soc. Lond.* 1850.

## 1. CALLOCTENUS PULCHER.

B.M.

*Calloctenus pulcher*, *White, Proc. Zool. Soc.* 1850, *Annul.* 13. f. 6.

*Hab.* Venezuela (*Coll. Dyson*).

*CALLOCTENUS PULCHER*, var. *nigripennis*.

In the Museum Collection there is a specimen of the female considerably larger than the two other specimens; the elytra are deep black, with greyish reflections, caused by the deeply punctured spaces between the costæ.

*Hab.* Venezuela.

## 98. CALOCOMUS.

*Calocomus*, *Serv. Ann. Soc. Ent. Fr.* i. 194.

*Prionus*, p., *Guér.*

## 1. CALOCOMUS DESMARESTII.

B.M.

*Prionus Desmarestii*, *Guér. Icon. R. A.* pl. 42. f. 8.

*Calocoinus hamatiferus*, *Serv. Ann. Soc. Ent. Fr.* i. 195.

*Hab.* Tucuman ; Bolivia (Coll. Bridges).

## 2. CALOCOMUS MOROSUS.

B.M.

*Calocomus morosus*, *White, Proc. Zool. Soc.* 1850, *Annul.* 13. f. 3.

*Hab.* Bolivia (Coll. Bridges).

## 3. CALOCOMUS KREÜCHELYI.

*Calocomus Kreüchelyi*, *Buquet, Rev. Zool. Cuv.* 1840, p. 142 ;

*Mag. de Zool.* 1840, pl. 50.

*Hab.* Columbia.

## 4. CALOCOMUS LYCIUS.

*Calocomus Lycius*, *Buquet, Rev. Zool. Cuv.* 1840, p. 142 ; *Mag.*

*de Zool.* 1840, pl. 51.

*Hab.* Columbia.

## 99. DORCASOMUS.

*Dorcasmus*, *Dej. Serv. Ann. Soc. Ent. Fr.* iii. 12.

*Cerambyx*, p., *Fabr.*

*Stenocorus*, p., *Oliv.*

## 1. DORCASOMUS EBULINUS.

B.M.

*Cerambyx ebulinus*, *Fabr. S. El.* ii. 273.

*Stenocorus testaceus*, *Oliv. Col.* iv. 27. pl. 2. f. 20.

*Cerambyx cafer*, *Gmel. Syst. Nat.* iv. 1825.

*Dorcasmus ebulinus*, *Serv. Ann. Soc. Ent. Fr.* iii. 12.

*Hab.* S. Africa.

## 2. DORCASOMUS DELEGORGUEI.

B.M.

*Dorcasmus Delegorguei*, *Guér. Rev. Zool. Cuv.* 1845, p. 286 ;

*Mag. de Zool.*

*Hab.* Port Natal (Coll. Gueinzus).

## Fam. 2. CERAMBYCIDÆ.

Cerambycini, *Latr. Gen. Crust. et Ins.* iii. 34.

*Serv. Ann. Soc. Ent. Fr.* ii. 528.

Cerambycidæ, *Kirby, Stephens, Man. Brit. Col.* p. 268.

Procephalides Cerambycins, *Muls. Col. de France*, i. 26.

Cerambycides, *Blanch. Hist. des Insectes*, ii. 144.

## 1. DISTICHOCERA.

Distichocera, *Macleay MSS. Kirby, Linn. Trans.* xii. 471.

## 1. DISTICHOCERA MACULICOLLIS.

B.M.

Distichocera maculicollis, *Kirby, Linn. Trans.* xii. 471. t. 23.  
f. 10 ♂.

Distichocera ferruginea, *Guér. Voy. Coquille, Zool.* ii. 129 ♀.

Distichocera fulvipennis, *Newm. Ent. Mag.* v. 492 (olim) ♀.

*Hab.* Australia (Ent. Club).

## 2. DISTICHOCERA PAR.

B.M.

Distichocera par, *Newm. Proc. Zool. Soc.* March 1851.

Distichocerus fuliginosus, *Blanchard, Croch. Cuv. R. A.* pl. 66 bis,  
f. 4.

*Hab.* Australia.

## 3. DISTICHOCERA KIRBII.

B.M.

Distichocera Kirbii, *Newm. Proc. Zool. Soc.* March 1851.

*Hab.* Australia.

## 4. DISTICHOCERA MACLEAYII.

B.M.

Distichocera MacLeayii, *Newm. Proc. Zool. Soc.* March 1851.

*Hab.* Australia.

## 2. AGALLISSUS.

Agallissus, *Dalman, Anal. Ent.* p. 66 (1823).

Aplectrus, *Dej. Cat.* p. 355.

## 1. AGALLISSUS CROCEO-MACULATUS.

B.M.

Aplectrus clytoides, *Dup. Dej. Cat.* p. 355. *Chevr. Coll.*

Aplectrus croceo-maculatus, *Chevr. l. c.* p. 355.

*Hab.* Honduras (Coll. Dyson); Guatemala; Mexico.

## 2. AGALLISSUS MELANIODES.

B.M.

*Agallissus melaniodes*, *Dalman, Anal. Ent.* p. 66.*Hab.* Mexico; Honduras.

## 3. AGALLISSUS QUADRIMACULATUS, n. s. Pl. III. f. 2. B.M.

*A. politus*, punctatus, pilosus; capite thoraceque purpureo-nigris, elytris chalybeo-nigris, singulis maculis duabus croceis transversis, unâ ante, alterâ post mediam partem elytri.

Polished, shining, punctured, pilose; head in front between the antennæ with an impressed line; head and thorax deep black inclining to purple, thorax above somewhat irregular; elytra black, with a bluish tinge, each with two saffron-coloured transverse spots or bands, not extending to the suture, one before the middle of the elytron, the other behind it: under side deep black, more or less pubescent, the base of the abdominal segments pubescent.

Length  $6\frac{3}{4}$  lines.*Hab.* Honduras (Coll. Dyson).

## 3. TRACHELIA.

*Trachelia*, *Serv. Ann. Soc. Ent. Fr.* iii. 25.

## 1. TRACHELIA MACULICOLLIS.

*Trachelia maculicollis*, *Serv. Ann. Soc. Ent. Fr.* iii. 26.*Hab.* Brazil.

## 2. TRACHELIA PUSTULATA.

B.M.

*Trachelia pustulata*, *Serv. Ann. Soc. Ent. Fr.* iii. 25.*Trachelia octo-lineata*, *Serv. l. c.* 26. ♂?*Hab.* Brazil.

## 3. TRACHELIA SIGNATA.

B.M.

*Trachelia signata*, *Dej. Cat.* p. 348. *Chevr. Coll.**Hab.* Brazil.

## 4. TRACHELIA EBURIOIDES, n. s.

B.M.

*T. ferruginea*, capite medio lineis tribus brevibus impressis inter antennæ; thorace vittis duabus parallelis nigris; elytris singulis maculis quinque flavis politis, duabus basalibus, duabus medianis, interioribus elongatis, unâ ante mediam partem.

Ferruginous, the head in the middle between the base of the antennæ with three impressed lines not extending far over the crown. Thorax smooth, feebly punctured, with two parallel

black vittæ on the back. Elytra distinctly punctured, with five, smooth, slightly raised yellow spots, two at the base, the inner much longer than the outer, two at the middle, that nearest the suture largest, and a small oval one before the tip; antennæ (male) with the third, fourth, fifth and sixth joints grooved on the upper surface; femora compressed.

Length  $7\frac{1}{2}$  lines.

*Hab.* N. Grenada (Coll. Goudot).

#### 4. RACHIDION.

Rachidion, *Serv. Ann. Soc. Ent. Fr.* iii. 54.

##### 1. RACHIDION NIGRITUM.

B.M.

Rachidion nigratum, *Serv. Ann. Soc. Ent. Fr.* iii. 55.

*Dup. Mag. de Zool.* 1836, pl. 146.

Lissonotus scutellatus, *Sturm, Cat.* (olim).

*Hab.* Brazil.

##### 2. RACHIDION OBESUM.

B.M.

Rachidion obesum, *Newm. in Charlesworth's Mag. Nat. Hist.* n. s. iv. 195.

*Hab.* Brazil.

#### 5. STIPHILUS.

Stiphilus, *Buq. Rev. Zool. Cuv.* 1840.

*Mag. de Zool.* 1841.

##### 1. STIPHILUS QUADRIPUNCTATUS.

Stiphilus quadripunctatus, *Buquet, Rev. Zool. Cuv.* 1840, p. 172.

*Mag. de Zool.* 1841, pl. 63.

*Hab.* Brazil.

#### 6. LISSONOTUS.

Lissonotus, *Dalman in Schænkh. Syn. Ins.* i. 3. 364 (1817).

Callidium, p., *Fabr.*

Cerambyx, p., *Germ.*

##### 1. LISSONOTUS UNIFASCIATUS.

B.M.

Lissonotus unifasciatus, *Gory, Guér. Icon. R. A.* pl. 43. f. 1.

Lissonotus abdominalis, *Dej. Dup. Guér. Mag. de Zool.* 1836, pl. 145. f. 1.

Lissonotus femoralis, *Chevr.* (olim) in *Coll.*

Lissonotus basalis, *Sturm, Cat.* (olim).

*Hab.* Brazil.



## 2. LISSONOTUS CORALLINUS.

B.M.

*Lissonotus corallinus*, *Dup. Mag. de Zool.* 1836, pl. 144. f. 2.  
*Hab.* Columbia.

## 3. LISSONOTUS FLABELLICORNIS.

B.M.

*Cerambyx* (*Lissonotus*) *flabellicornis*, *Germ. Ins. Sp.* i. 504.  
*Lissonotus flabellicornis*, *Dup. Mag. de Zool.* 1836, pl. 142. f. 1.  
*Lissonotus Morio*, *Dej. Cat. Col.* p. 345.  
*Sturm. Cat.* 1843, p. 240.  
*Lissonotus aterrimus*, *Sturm, Cat.* (olim).  
*Lissonotus carbonarius*, *Sturm, Cat.* (olim).  
*Hab.* Brazil.

## 4. LISSONOTUS PURPURATUS.

B.M.

*Cerambyx* (*Lissonotus*) *purpuratus*, *Germ. Ins. Sp.* i. 503.  
*Lissonotus spadiceus*, *Dalm. Anal. Ent.* p. 65.  
*Dup. Mag. de Zool.* 1836, pl. 142. f. 2.  
*Lissonotus rotundipennis*, *Dej. Cat.* p. 345.  
*Sturm, Cat.* 1843, p. 240.  
*Lissonotus obsoletus*, *Sturm, Cat.* (olim).  
*Hab.* Brazil.

## 5. LISSONOTUS EQUESTRIS.

B.M.

*Callidium equestre*, *Fabr. Syst. El.* ii. 339.  
*Cerambyx cinctus*, *Voet*, iv. t. 25. f. 136.  
*C.* (*Lissonotus*) *cinctus*, *Schæn. Syn.* i. 3. 364.  
*Cerambyx unidentatus*, *Oliv. Col.* iv. 20. pl. 19. f. 145.  
*Cerambyx equestris*, *Gmel. Syst. Nat.* iv. 1848.  
*Lissonotus equestris*, *Dup. Mag. de Zool.* 1836, pl. 144, f. 1.  
*Hab.* Cayenne; British Guiana,

## 6. LISSONOTUS BIGUTTATUS.

B.M.

*Lissonotus biguttatus*, *Dalm. Schæn. Syn. Ins.* i. 3. *App.* 159.  
 t. 6. f. 4.  
*Dup. Mag. de Zool.* 1836, pl. 145. f. 3.  
*Hab.* Brazil.

## 7. LISSONOTUS RUBIDUS, n. s.

B.M.

*L. lævis*, rufo-ferrugineus, antennarum articulo basali ferrugineo, alteris nigris, elytris basi ad scutellum maculâ pallide rufâ.

This species is closely allied to *L. biguttatus*, but differs from it in the elytra being of the same colour with the thorax, and in each having a large spot close to the scutellum of a paler colour than the elytra; the head is wider; the first joint of the antennæ

is ferruginous, the others black; the third, fourth and fifth joints are rather deeply impressed from the base to the middle of the upper side; the terminal joints are rather wider; the apex of the tibiæ and the tarsi are blackish.

Length  $6\frac{3}{4}$  lines.

*Hab.* Brazil. (Para) Coll. Bates.

8. *LISSENOTUS FLAVOCINCTUS.* B.M.

*Lissonotus flavocinctus*, *Dup. Mag. de Zool.* 1836, pl. 143, f. 2.

*Hab.* Columbia.

9. *LISSENOTUS MULTIFASCIATUS.* B.M.

*Lissonotus multifasciatus*, *Chev. Dup. Mag. de Zool.* 1836, pl. 143, f. 3.

*Hab.* Mexico.

10. *LISSENOTUS CRUCIATUS.*

*Lissonotus cruciatus*, *Dup. Mag. de Zool.* 1836, pl. 143, f. 1.

*Hab.* Cayenne.

11. *LISSENOTUS BISIGNATUS.*

*Lissonotus bisignatus*, *Dup. Mag. de Zool.* 1836, pl. 145, f. 2.

*Hab.* Brazil.

12. *LISSENOTUS TETRASPILOTUS*, n. s. B.M.

*L. purpureo-niger*, elytris singulis maculis duabus parvis miniaceo-purpureis, unâ ad suturam, alterâ pone priorem et ad latus; femoribus quatuor posticis, apice bispinosis.

A small species with long slender antennæ, of a deep purplish black, the thorax on each side behind with a large indistinct reddish spot; the elytra each with two small purplish vermilion spots, placed near the middle; the one nearest the base is also closest to the suture, the second a little behind it is nearer the lateral margin; the femora of the middle and hind pairs of legs have two spines at the tip.

Length 4 lines.

*Hab.* Brazil (Ent. Club).

7. *PILEDINUS.*

*Phædinus*, *Dup. Serv. Ann. Soc. Ent. Fr.* iii. 38.

*Dup. Mag. de Zool.* 1836, p. 18.

*Prionus*, p., *Perty.*

*Trachyderes*, p., *Perty.*

## 1. PHÆDINUS TRICOLOR.

*Phædinus tricolor*, Dupont, *Serv. Ann. Soc. Ent. Fr.* iii. 39.

*Dupont, Mag. de Zool.* 1836, pl. 149.

*Hab.* Cayenne.

## 2. PHÆDINUS PICTUS, n. s.

B.M.

*P. niger*, thorace fasciâ latâ transversâ miniaceâ; elytris pallide flavis, subpunctatis, basi fasciâ angustâ nigrâ, humeris sinuatâ, plagis duabus nigris subapicalibus, ad suturam postice approximatis.

Head and antennæ black. Thorax in front and behind black; a widish vermilion-coloured band extends across it from spine to spine; the thorax is as wide as the elytra; on each side near the front margin there is a tubercle, and on the back are two tubercles placed transversely, the thorax in front of them being somewhat grooved; behind these two tubercles is a transverse ridge, the sides of it rather abrupt. Scutellum black, smooth, pointed, grooved at the base. Elytra pale yellow with two parallel nervures down the middle; the base in the middle somewhat produced, and narrowly margined with a black band, which is sinuated on each shoulder; the apex of each elytron has three points, one on the suture, another close to it, and a third near the outer margin; near the tip of each is a large oval black mark, running behind into the suture. Under side black, the meta-thorax pubescent; the segments of the abdomen with scattered hairs. Legs black, tibiæ compressed, not dilated, rather hairy; femora, especially of hind legs, above and below, margined with hairs.

Length  $11\frac{3}{4}$  lines.

*Hab.* Venezuela (Coll. Dyson).

## 3. PHÆDINUS MICROTHORAX.

*Trachyderes microthorax*, Perty, *Del. t.* 17. f. 11.

*Phædinus microthorax*, Dupont, *Mag. de Zool.* 1840, pl. 32.

*Hab.* Brazil.

## 4. PHÆDINUS MARTII.

B.M.

*Prionus Martii*, Perty, *Del. An. Art.* p. 86. t. 17. f. 6.

*Hab.* Brazil.

## 5. PHÆDINUS LANIO.

*Phædinus lanio*, Guér. *Rev. Zool. Cuv.* 1838, p. 287.

*Dupont, Mag. de Zool.* 1840, pl. 30.

*Hab.* Guiana.

## 8. GALISSUS.

*Galissus*, *Buq. Rev. Zool. Cuv.* 1840, p. 142.

*Dupont, Mag. de Zool.* 1840.

*Phædinus*, p., *Newman*.

## 1. GALISSUS MÆSTUS.

B.M.

*Galissus biplagiatus*, *Buq. Rev. Zool. Cuv.* 1840, p. 142.

*Mag. de Zool.* 1841, t. 67.

*Phædinus mæstus*, *Newman, Mag. Nat. Hist.* iv. 195 (April 1840).

*Hab.* Brazil.

## 2. GALISSUS CYANOPTERUS.

*Galissus cyanopterus*, *Dupont, Mag. de Zool.* 1840, pl. 28.

*Hab.* Cayenne.

## 9. ÆGOIDUS.

*Ægoidus*, *Buq. Rev. Zool. Cuv.* 1838, p. 334.

*Dupont, Mag. de Zool.* 1840.

## 1. ÆGOIDUS DEBAUVEI.

B.M.

*Phædinus Debauvei*, *Guér. Rev. Zool. Cuv.* 1838, p. 287.

*Dup. Mag. de Zool.* 1840, pl. 31.

*Trachyderes venustus*, *Newm. Proc. Ent. Soc. Lond.* Jan. 1840,  
p. 3.

*Hab.* British Guiana (Coll. Schomburgk).

## 2. ÆGOIDUS EARLII.

B.M.

*Ægoidus Earlii*, *Guér. Rev. Zool. Cuv.* 1840, p. 334.

*Hab.* Columbia.

## 3. ÆGOIDUS PERUVIANUS.

*Ægoidus Peruvianus*, *Buq. Rev. Zool. Cuv.* 1838, p. 253.

*Dupont, Mag. de Zool.* 1840, pl. 29.

*Ægoidus Peruanus*, *Erichs. Arch. f. Nat.* 1847.

*Hab.* Peru.

## 10. MEGADERUS.

*Megaderus*, *Dej. Latr. R. A.* v. 111.

*Serv. Ann. Soc. Ent. Fr.* iii. 57.

*Cerambyx*, p., *Linn.*

## 1. MEGADERUS STIGMA.

B.M.

*Cerambyx stigma*, *Linn. Syst. Nat.* ii. 635.

*Degeer, Mem.* v. t. 14. f. 13.

*Callidium stigma*, *Fabr. S. El.* ii. 338.

*Oliv.* iv. 7. pl. 2. f. 21.

*Megaderus stigma*, *Guér. Icon. R. A.* pl. 43. f. 2.

*Serv. Ann. Soc. Ent. Fr.* iii. 58.

*Dup. Mag. de Zool.* 1836, pl. 141. f. 1.

*Hab.* Brazil; Venezuela.

## 2. MEGADERUS CORALLIFER.

B.M.

*Megaderus corallifer*, *Newman, Mag. Nat. Hist.* n. s. iv. 195.

*Megaderus bifasciatus*, *Dej. Dup. Mag. de Zool.* 1836, pl. 141. f. 2.

*Megaderus*, n. s., *Serv. Ann. Soc. Ent. Fr.* iii. 58.

*Hab.* Mexico.

## 11. SPHENOSTETHUS.

*Sphenostethus*, *Haldem. Proc. Acad. Nat. Sc. Phil.* 3. 126.

*Hoplopteryx*, *Westwood* (nec *Agass.*).

## 1. SPHENOSTETHUS SERRIPENNIS.

B.M.

*Sphenostethus serripennis*, *Haldem. Proc. Acad. Nat. Sc. Phil.*

iii. 126. *Leconte, Journ. Ac. Nat. Sc. Phil.* n. s. ii. 106.

*Hoplopteryx denticulatus*, *Westw.*

*Hab.* United States.

## 12. DENDROBIAS.

*Dendrobias*, *Dup. Serv. Ann. Soc. Ent. Fr.* iii. 54.

## 1. DENDROBIAS MANDIBULARIS.

B.M.

*Trachyderes quadrimaculatus*, *Klug.*

*Trachyderes sartorius*, *Höpfner.*

*Dendrobias mandibularis*, *Dup. Serv. Ann. Soc. Ent. Fr.* iii. 42.

*Dup. Mag. de Zool.* 1836, pl. 151. f. 1 ♂, 2 ♀.

Var. *Dendrobias testaceus*, *Dup. Mag. de Zool.* 1836, pl. 152. f. 1.

Var. ? *Dendrobias basalis*, *Reiche, Dup. Mag. de Zool.* 1840, pl. 33.

*Hab.* Mexico (Columbia; Santa Fé de Bogota).

## 2. DENDROBIAS MAXILLOSUS.

*Dendrobias maxillosus*, *Dup. Serv. Ann. Soc. Ent. Fr.* iii. 44.

*Dup. Mag. de Zool.* 1836, pl. 152. f. 2.

*Dendrobias anandratus*, *Buq. Dej. Cat.* p. 345.

*Dendrobias nigriventris*, *Chevr. Coll.*

*Hab.* S. America ; American Islands (Dej.).

### 13. DICRANODERES.

*Dicranoderes*, *Dupont, Mag. de Zool.* 1836, p. 25.

#### 1. DICRANODERES ANNULATUS.

B.M.

*Dicranoderes annulatus*, *Dej. Dup. Mag. de Zool.* 1836, pl. 153.

*Trachyderes maculicornis*, *Sturm, Cat.* (olim).

*Hab.* Brazil.

### 14. XYLOCHARIS.

*Xylocharis*, *Dup. Mag. de Zool.* 1838, p. 29.

*Xylocaris*, *Serv. Ann. Soc. Ent. Fr.* iii. 47.

#### 1. XYLOCHARIS OCVLATUS.

*Xylocaris oculata*, *Serv. Ann. Soc. Ent. Fr.* iii. 48.

*Xylocharis oculatus*, *Dup. Mag. de Zool.* 1838, p. 30. pl. 205. f. 1.

*Hab.* Brazil and Buenos Ayres.

#### 2. XYLOCHARIS ELEGANTULUS.

B.M.

*Xylocharis elegantulus*, *Dup. Mag. de Zool.* 1838, p. 31. pl. 205.

f. 2.

*Hab.* Brazil.

#### 3. XYLOCHARIS RICHARDII.

*Xylocharis Richardii*, *Dup. Mag. de Zool.* 1838, p. 32. pl. 206. f. 1.

*Hab.* Brazil.

#### 4. XYLOCHARIS COSTATUS.

*Xylocharis costatus*, *Dup. Mag. de Zool.* 1838, p. 33. pl. 206. f. 2.

*Hab.* Brazil.

### 15. TRACHYDERES.

*Trachyderes*, *Dalman in Schæn. Syn. Ins.* i. 3. p. 364.

*Cerambyx*, p., *L.*

#### 1. TRACHYDERES VARIEGATUS.

B.M.

*Trachyderes variegatus*, *Perty, Del.* p. 88. t. 17. f. 11.

*Dupont, Mag. de Zool.* 1838, pl. 187. f. 1.

*Trachyderes nigro-fasciatus*, Gory, *Guér. Icon. R. A.* pl. 43. f. 3.  
 Var. *Trachyderes gloriosus*, Dupont, *Mag. de Zool.* 1838, pl. 187.  
 f. 2.

*Hab.* Brazil (Mountains of Prov. Minas); Cordova.

2. TRACHYDERES AUDOUINII.

*Trachyderes Audouinii*, Dupont, *Mag. de Zool.* 1838, pl. 186. f. 2.

*Hab.* Brazil.

3. TRACHYDERES REICHEI.

B.M.

*Trachyderes Reichei*, Dup. *Mag. de Zool.* 1836, pl. 155.

*Hab.* Brazil (Para).

4. TRACHYDERES ELEGANS.

B.M.

*Trachyderes elegans*, Klug, Dup. *Mag. de Zool.* 1836, pl. 154. f. 1.

*Hab.* Mexico.

5. TRACHYDERES EQUESTRIS.

*Trachyderes equestris*, Dej. *Cat.* p. 345.

Dupont, *Mag. de Zool.* 1838, pl. 188. f. 2.

*Hab.* Brazil.

6. TRACHYDERES CINCTUS.

*Trachyderes cinctus*, Dej. *Cat.* p. 345.

Dupont, *Mag. de Zool.* 1838, p. 189. f. 1.

*Hab.* Brazil.

7. TRACHYDERES LACORDAIREI.

B.M.

*Trachyderes Lacordairei*, Dej. *Cat.* p. 345.

Dupont, *Mag. de Zool.* 1838, pl. 191. f. 1.

*Hab.* Cayenne.

8. TRACHYDERES ZONATUS.

*Trachyderes zonatus*, Dalman, *Anal.* p. 63.

*Hab.* S. America.

9. TRACHYDERES LATREILLEI.

*Trachyderes Latreillei*, Dupont, *Mag. de Zool.* 1838, pl. 191. f. 2.

*Hab.* Brazil.

10. TRACHYDERES SUCCINCTUS.

B.M.

*Cerambyx succinctus*, Linn. *Syst. Nat.* p. 627.

*Cerambyx zonarius*, Voet, *Col.* iii. 19. t. 6. f. 16.

*Trachyderes succinctus*, Dup. *Mag. de Zool.* 1836, pl. 154. f. 2.

*Hab.* Brazil.

## 11. TRACHYDERES NIGRIPES.

Trachyderes nigripes, *Dupont, Mag. de Zool.* 1838, pl. 192. f. 1.  
*Hab.* Cayenne.

## 12. TRACHYDERES POLITUS.

B.M.

Trachyderes politus, *Chevr. Coll.*  
*Hab.* Venezuela.

## 13. TRACHYDERES INTERRUPTUS.

B.M.

Trachyderes interruptus, *Dej. Dup. Mag. de Zool.* 1836, pl. 158.  
 f. 2.

Trachyderes succinctus, var., *Latr. Humb. Obs.* pl. 22. f. 5.  
*Hab.* Columbia.

## 14. TRACHYDERES SUBFASCIATUS.

Trachyderes subfasciatus, *Dej. Cat.* p. 345.  
*Dup. Mag. de Zool.* 1836, pl. 158. f. 1.  
*Hab.* Cayenne.

## 15. TRACHYDERES CAYENNENSIS.

B.M.

Trachyderes Cayennensis, *Dej. Cat.* p. 345.  
*Dupont, Mag. de Zool.* 1836, pl. 156. f. 1.  
*Cerambyx succinctus*, var., *Oliv.* pl. 7. f. 43, a, b.  
*Hab.* Cayenne.

## 16. TRACHYDERES SIMPLICIPENNIS.

Trachyderes simplicipennis, *Dupont, Mag. de Zool.* 1838, pl. 204.  
 f. 2.  
*Hab.* Cayenne.

## 17. TRACHYDERES TRANSVERSALIS.

B.M.

Trachyderes transversalis, *Dup. Mag. de Zool.* 1836, pl. 156. f. 2.  
*Hab.* Cayenne.

## 18. TRACHYDERES INTERMEDIUS.

Trachyderes intermedius, *Solier, Dup. Mag. de Zool.* 1836, pl. 157.  
 f. 1.  
*Hab.* Cayenne.

## 19. TRACHYDERES RUBRIPES.

Trachyderes rubripes, *Dup. Mag. de Zool.* pl. 157. f. 2.  
*Hab.* Cayenne.



20. TRACHYDERES BLANDUS. B.M.  
 Trachyderes blandus, *Dej. Dup. Mag. de Zool.* 1840, pl. 35.  
*Hab.* Columbia.
21. TRACHYDERES BADIUS. B.M.  
 Trachyderes badius, *Dupont, Mag. de Zool.* 1840, p. 9.  
 "Trachyderes spadiceus, *Dej.*" *Mag. de Zool.* 1840, pl. 36.  
*Hab.* Columbia.
22. TRACHYDERES RUFIPES. B.M.  
 Cerambyx rufipes, *Fabr. S. El.* ii. 275.  
*Oliv. Col.* iv. 15. t. 1. f. 3.  
 Trachyderes rufipes, *Dupont, Mag. de Zool.* 1838, p. 8. pl. 190.  
 f. 1.  
 Var. Trachyderes axillaris, *Dupont (olim), Mag. de Zool.* 1838  
 (*Oliv. t.* 13. f. 89).  
 Var. Trachyderes brunnipennis, *Dupont (olim), Mag. de Zool.*  
 1838, p. 9.  
 Var. Trachyderes fulvipennis, *Dupont, Mag. de Zool.* 1838, pl. 190,  
 f. 2.  
 Var. Trachyderes ebeninus, *Dupont, Mag. de Zool.* 1838, pl. 189.  
 f. 2.  
*Hab.* Brazil.
23. TRACHYDERES JUVENCUS. B.M.  
 Trachyderes juvenis, *Dej. Dup. Mag. de Zool.* 1840, pl. 34.  
*Hab.* Columbia.
24. TRACHYDERES THORACICUS. B.M.  
 Cerambyx thoracicus, *Oliv. Col.* iv. 15. t. 12. f. 85.  
 Cerambyx Morio, *Fabr. S. El.* ii. 273.  
 Trachyderes Morio, *Schænh. Syn. Ins.* i. 3. 365.  
 Trachyderes thoracicus, *Dup. Mag. de Zool.* 1836, pl. 159.  
 Trachyderes Beskii, *Germ.*  
*Hab.* Brazil.
25. TRACHYDERES FABRICII.  
 Trachyderes Fabricii, *Dupont, Mag. de Zool.* 1838, pl. 186. f. 1.  
*Hab.* Brazil.
26. TRACHYDERES BOISDUVALII. B.M.  
 Trachyderes Boisduvalii, *Dup. Mag. de Zool.* 1838, pl. 188. f. 1.  
*Hab.* Brazil.

## 27. TRACHYDERES TESTACEUS.

B.M.

Trachyderes testaceus, *Dup. Mag. de Zool.* 1838, pl. 192. f. 2.  
*Hab.* Brazil.

## 28. TRACHYDERES STRIGATUS.

B.M.

Trachyderes strigatus, *Dej. Cat.* p. 345.  
*Dup. Mag. de Zool.* 1836, pl. 160. f. 2.  
*Hab.* Brazil.

## 29. TRACHYDERES GERMARII.

Trachyderes Germarii, *Dej. Cat.* p. 345.  
*Dup. Mag. de Zool.* 1836, pl. 160. f. 1.  
*Hab.* Brazil.

## 30. TRACHYDERES STRIATUS.

Cerambyx striatus, *Fabr. S. El.* ii. 275.  
*Oliv. Col.* iv. t. 5. f. 31; t. 10. f. 71 A, B.  
Trachyderes striatus, *Dupont, Mag. de Zool.* 1836, pl. 161. f. 2.  
*Hab.* Brazil.

## 31. TRACHYDERES PROXIMUS.

Trachyderes proximus, *Solier, Dup. Mag. de Zool.* 1836, pl. 161.  
f. 1.  
*Hab.* Brazil (Rio Grande).

## 32. TRACHYDERES LINEOLATUS.

B.M.

Trachyderes lineolatus, *Dup. Mag. de Zool.* 1836, pl. 161. f. 3.  
*Hab.* Brazil.

## 33. TRACHYDERES DIMIDIATUS.

B.M.

Cerambyx dimidiatus, *Fabr. S. El.* ii. 276.  
*Oliv. Col.* iv. 18. t. 14. f. 96.  
Trachyderes dimidiatus, *Schænh. Syn.* i. 3. 366.  
*Dup. Mag. de Zool.* 1836, pl. 163. f. 1.  
*Hab.* Brazil.

## 34. TRACHYDERES SCAPULARIS.

B.M.

Trachyderes scapularis, *Dej. Cat. Dup. Mag. de Zool.* 1836, pl. 161.  
f. 2.  
Trachyderes militaris, *Mannerh. MSS. Dej.*  
*Hab.* Brazil; Venezuela.

## 35. TRACHYDERES TÆNIATUS.

*Cerambyx tæniatus*, *Germ. Ins. Spec. Nor.* p. 512.

*Trachyderes tæniatus*, *Dupont, Mag. de Zool.* 1836, pl. 162. f. 1.

*Hab.* Brazil.

## 36. TRACHYDERES VAUTHIERI.

*Trachyderes Vauthieri*, *Dupont, Mag. de Zool.* 1838, pl. 198. f. 1.

*Hab.* Brazil.

## 37. TRACHYDERES D'ORBIGNYI.

B.M.

*Trachyderes D'Orbignyi*, *Dup. Mag. de Zool.* 1838, pl. 198. f. 2.

*Hab.* Brazil.

## 38. TRACHYDERES NIGRIPENNIS.

*Trachyderes nigripeunis*, *Dupont, Mag. de Zool.* 1838, pl. 199.

f. 1.

*Hab.* Brazil.

## 39. TRACHYDERES SIGNATICOLLIS.

*Trachyderes signaticollis*, *Dupont, Mag. de Zool.* 1838, pl. 199.

f. 2.

*Hab.* Brazil.

## 40. TRACHYDERES HOMOPLATUS.

*Trachyderes homoplatus*, *Dupont, Mag. de Zool.* 1838, pl. 200.

f. 1.

*Hab.* Brazil.

## 41. TRACHYDERES CRUENTATUS.

*Trachyderes cruentatus*, *Dupont, Mag. de Zool.* 1838, pl. 200. f. 2.

*Hab.* Cordova.

## 42. TRACHYDERES OLIVIERI.

B.M.

*Trachyderes Olivieri*, *Dup. Mag. de Zool.* 1838, pl. 196.

*Hab.* Bahia; Bolivia.

## 43. TRACHYDERES SCENICUS.

B.M.

*Trachyderes scenicus*, *Dej. Chevr. Coll.*

*Hab.* Venezuela (Coll. Dyson).

## 44. TRACHYDERES CONFORMIS.

B.M.

*Trachyderes conformis*, *Dup. Mag. de Zool.* 1836, t. 163. f. 2.

*Hab.* Brazil.

45. TRACHYDERES NOTATUS. B.M.  
 Trachyderes notatus, *Dej. Cat.* p. 345.  
*Dup. Mag. de Zool.* 1836, pl. 164. f. 1.  
*Hab.* Brazil.
46. TRACHYDERES BICOLOR.  
 Cerambyx bicolor, *Fabr. S. El.* ii. 276.  
*Oliv. Col.* iv. pl. 9. f. 61.  
 Trachyderes bicolor, *Schænh. Syn. Ins.* i. 3. 366.  
*Dup. Mag. de Zool.* 1836, pl. 164. f. 2.  
*Hab.* —.
47. TRACHYDERES DEJEANII. B.M.  
 Trachyderes Dejeanii, *Dup. Mag. de Zool.* 1838, pl. 194. f. 1.  
*Hab.* Brazil.
48. TRACHYDERES SOLIERI. B.M.  
 Trachyderes Solieri, *Dup. Mag. de Zool.* 1838, pl. 194. f. 2.  
*Hab.* Brazil.
49. TRACHYDERES DUPONTI. B.M.  
 Trachyderes Duponti, *Dej. Cat.* p. 345.  
*Dup. Mag. de Zool.* 1838, pl. 195. f. 1.  
*Hab.* Brazil.
50. TRACHYDERES SCABRICOLLIS.  
 Trachyderes scabricollis, *Dalm. Anal. Ent.* p. 64.  
*Dupont, Mag. de Zool.* 1838, pl. 195. f. 2.  
*Hab.* Brazil.
51. TRACHYDERES PUNCTICOLLIS.  
 Trachyderes puncticollis, *Dupont, Mag. de Zool.* 1838, pl. 197.  
 f. 1.  
*Hab.* Cordova.
52. TRACHYDERES BILINEATUS.  
 Cerambyx bilineatus, *Oliv. Col.* iv. t. 21. f. 161.  
 Trachyderes bilineatus, *Dupont, Mag. de Zool.* 1838, pl. 197. f. 2.  
*Hab.* S. America.
53. TRACHYDERES SIGNATUS. B.M.  
 Trachyderes signatus, *Schænh. Syn. Ins.* i. 3. *App.* 177.  
*Dup. Mag. de Zool.* 1838, pl. 193.  
*Hab.* Brazil.

## 54. TRACHYDERES CARDINALIS.

*Trachyderes cardinalis*, Dupont, *Mag. de Zool.* 1838, pl. 204. f. 1.  
*Hab.* Cordova.

## 16. ANCYLOSTERNUS.

*Ancylosternus*, Dup. *Serv. Ann. Soc. Ent. Fr.* iii. 49.

*Dup. Mag. de Zool.* 1838, p. 33.

*Cerambyx*, p., Oliv.

*Trachyderes*, p., Schænh.

## 1. ANCYLOSTERNUS SCUTELLARIS.

B.M.

*Cerambyx scutellaris*, Oliv. *Col.* iv. 16. pl. 21. f. 160.

*Trachyderes scutellaris*, Schænh. *Syn. Ins.* i. 3. p. 366.

*Trachyderes flavicornis*, Dej. *Coll.*

*Ancylosternus scutellaris*, *Serv. Ann. Soc. Ent. Fr.* iii. 50.

*Dup. Mag. de Zool.* 1838, p. 34. pl. 207. f. 1-2.

*Hab.* Cayenne; Venezuela; Columbia.

## 2. ANCYLOSTERNUS ALBICORNIS.

*Ancylosternus albicornis*, Erichson, *Arch. f. Nat.* 1847, p. 139.

*Hab.* Peru.

## 17. OXYMERUS.

*Oxymerus*, Solier, *Serv. Ann. Soc. Ent. Fr.* iii. 50.

*Dupont, Mag. de Zool.* 1838, p. 35.

*Trachyderes*, p., Dalman.

*Cerambyx*, p., Fabr.

## 1. OXYMERUS BASALIS.

B.M.

*Trachyderes basalis*, Dalman, *Anal. Ent.* p. 65.

*Oxymerus basalis*, *Serv. Ann. Soc. Ent. Fr.* iii. 51.

*Dupont, Mag. de Zool.* 1838, p. 35. pl. 208. f. 1.

*Hab.* Brazil.

## 2. OXYMERUS CHEVROLATII.

*Oxymerus Chevrolatii*, Dupont, *Mag. de Zool.* 1838, p. 36. pl. 208.

f. 2.

*Hab.* Brazil.

## 3. OXYMERUS ABDOMINALIS.

B.M.

*Oxymerus abdominalis*, Dej. *Cat.* p. 345.

*Dup. Mag. de Zool.* 1838, pl. 209. f. 1.

*Hab.* Brazil.

## 4. OXYMERUS ACULEATUS.

B.M.

*Oxymerus aculeatus*, *Dej. Cat.* p. 345.

*Dupont, Mag. de Zool.* 1838, pl. 209. f. 2.

*Hab.* Brazil.

## 5. OXYMERUS CONFUSUS.

*Oxymerus confusus*, *Dupont, Mag. de Zool.* 1838, pl. 210. f. 1.

*Hab.* Brazil (Bahia).

## 6. OXYMERUS NIGRICORNIS.

*Oxymerus nigricornis*, *Dupont, Mag. de Zool.* 1838, pl. 210. f. 2.

*Hab.* Brazil.

## 7. OXYMERUS LINEATUS.

B.M.

*Oxymerus lineatus*, *Dej. Cat.* p. 345.

*Dupont, Mag. de Zool.* 1838, pl. 211. f. 1.

*Hab.* Cayenne ; Brazil.

## 8. OXYMERUS RIVULOSUS.

*Cerambyx rivulosus*, *Germ. Ins. Spec. Nov.* p. 512.

*Oxymerus rivulosus*, *Dupont, Mag. de Zool.* 1838, pl. 211. f. 2.

*Hab.* Brazil ; Buenos Ayres.

## 9. OXYMERUS NIGRIVENTRIS.

*Oxymerus nigriventris*, *Dupont, Mag. de Zool.* 1838, pl. 212. f. 1.

*Hab.* Brazil (Bahia).

## 10. OXYMERUS APPROXIMATUS.

*Oxymerus approximatus*, *Dupont, Mag. de Zool.* 1838, pl. 212.

f. 2.

*Hab.* Cayenne.

## 11. OXYMERUS ELONGATUS.

*Oxymerus elongatus*, *Dupont, Mag. de Zool.* 1838, p. 45. pl. 213.

f. 1.

*Hab.* Cayenne.

## 12. OXYMERUS KLUGII.

*Oxymerus Klugii*, *Dupont, Mag. de Zool.* 1838, p. 46. pl. 213. f. 2.

*Hab.* Brazil (Para).

## 13. OXYMERUS LEBASII.

B.M.

Oxymerus Lebasii, *Dej. Cat.* p. 345.*Dupont, Mag. de Zool.* pl. 214. f. 1.Oxymerus vittatus, *Klug, MSS.**Hab.* Columbia.

## 14. OXYMERUS DISTINGUENDUS.

Oxymerus distinguendus, *Dupont, Mag. de Zool.* 1838, p. 48.

pl. 214. f. 2.

*Hab.* Demarara.

## 15. OXYMERUS PALLIDUS.

Oxymerus pallidus, *Dupont, Mag. de Zool.* 1838, p. 49. pl. 215. f. 1.*Hab.* Cordova.

## 16. OXYMERUS DELETUS.

Oxymerus deletus, *Dej. Cat.* p. 345.*Dupont, Mag. de Zool.* 1838, p. 50. pl. 215. f. 2.*Hab.* Brazil.

## 18. NOSOPHLÆUS.

Nosophlæus, *Dup. Mag. de Zool.* 1836, p. 15.Cryptobias, *Serv. Ann. Soc. Ent. Fr.* iii. 35.

## 1. NOSOPHLÆUS COCCINEUS.

B.M.

Cryptobias coccineus, *Dup. Serv. Ann. Soc. Ent. Fr.* iii. p. 36.Nosophlæus coccineus, *Dup. Mag. de Zool.* 1836, pl. 147.Nosophlæus concinnus, *Dej. Cat.* p. 345.*Dup. Mag. de Zool.* 1836, p. 16.*Hab.* Brazil.

## 19. OZODERA.

Ozodera, *Dup. Mag. de Zool.* 1840, p. 10.

## 1. OZODERA XANTHOSPILOS.

B.M.

Ozodera xanthospilos, *Dup. Mag. de Zool.* 1840, pl. 37.*Hab.* Columbia.

## 2. OZODERA BIPARTITA.

B.M.

Ozodera bipartita, *Buq. Rev. Zool. Cuv.* 1840, p. 110.Var. ? *O. xanthospilos*, *Dup.**Hab.* Columbia.

## 3. OZODERA CALLIDIROIDES.

B.M.

*Ozodera callidioides*, *Buq. Rev. Zool. Cuv.* 1840, p. 42.  
*Hab.* Columbia.

## 20. STENASPIS.

*Stenaspis*, *Serv. Ann. Soc. Ent. Fr.* iii. 51.

*Cerambyx*, p., *Latr.*

*Callona*, *Waterh. Trans. Ent. Soc. Lond.* ii. 228.

## 1. STENASPIS VERTICALIS.

B.M.

*Stenaspis verticalis*, *Dup. Serv. Ann. Soc. Ent. Fr.* iii. 52.

*Dup. Mag. de Zool.* 1838, pl. 216. f. 1.

*Trachyderes superbus*, *Newm. Ent. Mag.* v. 493.

*Stenaspis Dejeanii*, *Höpfner, MSS. Dej. Coll.*

*Hab.* Mexico (Ent. Club).

## 2. STENASPIS CASTANEIPENNIS.

*Stenaspis castaneipennis*, *Dupont, Mag. de Zool.* 1838, pl. 216.

f. 2.

*Hab.* Mexico.

## 3. STENASPIS UNICOLOR.

*Stenaspis unicolor*, *Dupont, Mag. de Zool.* 1840, pl. 38.

*Hab.* — ?

## 4. STENASPIS RIMOSUS.

B.M.

*Stenaspis rimosus*, *Buq. Rev. Zool. Cuv.* 1840, p. 142; *Mag. de*

*Zool.* 1841, pl. 66.

*Hab.* Columbia.

## 5. STENASPIS TRICOLOR.

B.M.

*Callona tricolor*, *Waterhouse, Trans. Ent. Soc. Lond.* ii. 228.

*Hab.* Caraccas? (G. R. Waterhouse, Esq.)

## 6. STENASPIS THORACICUS, n. s.

B.M.

*S. thorace rufescente, corpore subtus rufulo pubescente; capite medio rufescente, gulâ flavidâ, elytris metallico-viridibus lucidis.*

*Hab.* Honduras (Coll. Dyson).

This species is closely allied to the *Callona tricolor*, Waterhouse, and may be only a variety of it. The head has a wide stripe of ferruginous down the middle, the under side of the head is yellowish, the thorax is reddish, the front margin only being



narrowly margined with black, the black extending to the under side; the under side rufescent and pubescent, especially on the metathorax.

## 21. CRIOPROSOPUS.

*Crioprosopus*, *Serv. Ann. Soc. Ent. Fr.* iii. 53.

*Cerambyx*, p., *Latr.*

### 1. CRIOPROSOPUS SERVILLEI.

*Crioprosopus Servillei*, *Dupont, Serv. Ann. Soc. Ent. Fr.* iii. 54.

*Crioprosopus Servilii*, *Dupont, Mag. de Zool.* 1838, p. 53. pl. 217.

*Hab.* Interior of Mexico.

### 2. CRIOPROSOPUS SAUNDERSII, n. s.

B.M.

*C. niger*, thoracis lateribus plagâ magnâ aurantiacâ; elytris singulis maculis duabus latis flavescentibus; labro fusco, flavo marginato.

Head black; in front of the antennæ and between them furrowed longitudinally, behind the labrum furrowed transversely; the notch of the eyes hollowed out and covered with grey hairs; antennæ with the first five joints blackish; the six following somewhat ferruginous, the joints slightly ciliated on the outside, and with several short hairs at the end. Thorax very smooth, polished, black, each side with a large orange spot not reaching the fore margin, extending somewhat over the back; where it is situated, it reaches the hind margin; fore margin ciliated, the protuberant sides with a few scattered hairs. Scutellum sharp-pointed at the apex. Elytra black, surface slightly wrinkled, a broadish transverse pale yellow band just behind the base, slightly interrupted at the suture, where it is contracted both in front and behind; behind the middle there is a large pale yellow spot, not touching the margin and considerably separated from the suture; it is cut off obliquely behind; each elytron has three longitudinal costæ; the surface is slightly punctured, the punctures being most apparent on the yellow spots; the tip of each elytron is obliquely truncated and margined with short brown hairs. Metathorax more or less thickly covered with grey silky hairs, sides of abdomen beneath with grey silky pubescence, and longer scattered hairs on the under side of each segment. Legs black, last joint of tarsi ferruginous; tip of tibiæ on the inside with many short ferruginous hairs.

Length 16 lines.

*Hab.* Mexico (W. W. Saunders, Esq.).

## 3. CRIOPROSOPUS IRIDESCENS, n. s.

B.M.

C. pallide ferrugineus, elytris politis, flavescenti-viridi micantibus, tibiis, tarsis, femorumque apicibus nigris.

Head ferruginous, grooved in the middle between the antennæ, and an incised line in the middle between the eyes; notch of the eyes hollowed out and hairy. Antennæ (male) longer than the body; five last joints sharp edged and compressed; terminal joint considerably longer than the others, edge notched behind the middle; third, fourth and fifth joints grooved longitudinally on the upper side. Thorax ferruginous, thickly punctured; a smooth band extends down the middle, arising from the fore margin, dilated on each side about the middle; behind the dilatation it is twice as wide as before, and falls behind into a smooth transverse space on the hinder edge of the thorax; on each side of the thorax are three depressions, the two hindermost placed nearly transversely and scarred in the centre. Scutellum blackish and acuminate at the tip. Elytra polished, with many scattered punctures, only visible in some lights; the surface is highly iridescent, shining with a yellowish metallic green; when the light does not shine on the elytra, they seem of a pale ferruginous. Under sides of body pale ferruginous, the sides covered with silky pubescence. Legs with the coxæ black, inside rather thickly clothed with ferruginous hairs, tarsi black, soles with ferruginous hairs.

Length  $17\frac{1}{2}$  lines.

Hab. Guatemala (Coll. Deby).

## 4. CRIOPROSOPUS VIRIDIPENNIS.

Cerambyx viridipennis, *Latr. Humb. Observ.* i. 163. pl. 16. f. 8.  
Stenaspis viridipennis, *Dej. Cat.* p. 346.

Crioprosopus viridipennis, *Dupont, Mag. de Zool.* 1838, p. 54. pl. 218.

Hab. New Granada (mountains of Quindiu).

## 22. DESMODERUS.

Desmoderus, *Dej. Serv. Ann. Soc. Ent. Fr.* iii. 37.

## 1. DESMODERUS VARIABILIS.

Desmoderus variabilis, *Dup. Serv. Ann. Soc. Ent. Fr.* iii. 38.

*Dupont, Mag. de Zool.* 1836, pl. 148.

Desmoderus robustus, *Dej. Cat.* p. 346.

Var. Desmoderus eximius, *Dej. Cat.* p. 346.

Hab. Caraccas; Brazil.

## 23. DORCACERUS.

*Dorcacerus*, *Dej. Latr. R. A.* v. 112.

*Serv. Ann. Soc. Ent. Fr.* iii. 30.

*Cerambyx*, p., *Oliv.*

*Trachyderes*, p., *Germ.*

## 1. DORCACERUS BARBATUS.

B.M.

*Cerambyx barbatus*, *Oliv. Col.* iv. 10. t. 13. f. 94.

*Dorcacerus barbatus*, *Serv. Ann. Soc. Ent. Fr.* iii. 31.

*Trachyderes auricomus*, *Germ. Mag. der Ent.* iv. 168.

*Hab.* Brazil.

## 24. STERNACANTHUS.

*Sternacanthus*, *Serv. Ann. Soc. Ent. Fr.* i. 172.

*Prionus*, p., *Oliv.*

*Pœcilosoma*, p., *Laporte.*

## 1. STERNACANTHUS UNDATUS.

B.M.

*Prionus undatus*, *Oliv. Col.* iv. 32. pl. 13. f. 53.

*Sternacanthus undatus*, *Serv. Ann. Soc. Ent. Fr.* i. 172.

*Pœcilosoma undatum*, *Lap. An. Art.* ii. 412.

*Hab.* Brazil; Cayenne (Coll. Bates).

## 25. PTERACANTHA.

*Pteracantha*, *Newman, Ent. Mag.* v. 393.

*Amallocerus*, *Dej. Cat.* p. 346.

## 1. PTERACANTHA FASCIATA.

B.M.

*Pteracantha fasciata*, *Newman, Ent. Mag.* v. 393.

*Amallocerus aculeatus*, *Dej. Cat.* p. 346.

*Hab.* Brazil (Ent. Club).

## 26. PTEROPLATUS.

*Pteroplatus*, *Dej. Buq. Rev. Zool. Cuv.* 1840, p. 287; *Ann. Soc. Ent. Fr.* ix. 385.

## 1. PTEROPLATUS LYCOIDES.

*Pteroplatus lycoides*, *Dej. Cat.* p. 346.

*Guér. Icon. R.A.* iii. 233.

*Hab.* Brazil.

## 2. PTEROPLATUS LYCIFORMIS.

B.M.

*Cerambyx lyciformis*, *Germ. Ins. sp. nov.* p. 502.

*Hab.* Brazil.

## 3. PTEROPLATUS SELLATUS, n. s. Pl. III. f. 3. B.M.

*P. flavus*, capite nigro bivittato, thorace margine vittisque duabus dorsalibus nigris; elytris singulis apice late-nigris maculâque triangulari nigrâ ante medium; abdomine subtus, antennis pedibusque nigris.

Head yellow, mandibles black, sides of head black, and a black band meeting in front of the antennæ and continuous with the black band on the thorax. Thorax yellow, margins of under side black, a black band on each side above, terminating in a sharp point behind. Scutellum yellow at the base and across the middle, a triangular black mark on each, the sutural side the longest; a wide portion of the tip black. Antennæ black, the second and following joints brushed with hairs on the outside; metathorax and under side of the abdomen black. Legs brownish black, coxæ of the two front pairs yellow.

Length  $6\frac{3}{4}$  lines.

*Hab.* Mexico (Puebla) (Mrs. Rouquette).

## 4. PTEROPLATUS PULCHER.

*Pteroplatus pulcher*, *Buq. Rev. Zool. Cuv.* 1840, p. 287.

*Ann. Soc. Ent. Fr.* ix. 286.

*Hab.* Columbia (Bogota).

## 5. PTEROPLATUS SUTURALIS.

*Pteroplatus suturalis*, *Buq. Rev. Zool. Cuv.* 1840, p. 287.

*Ann. Soc. Ent. Fr.* ix. 387.

*Hab.* Columbia (Bogota).

## 6. PTEROPLATUS GRACILIS.

*Pteroplatus gracilis*, *Buq. Rev. Zool. Cuv.* 1840, p. 287.

*Ann. Soc. Ent. Fr.* ix. 388.

*Hab.* Columbia (Bogota).

## 7. PTEROPLATUS ROSTAINEI.

*Pteroplatus Rostainei*, *Buq. Rev. Zool. Cuv.* 1840, p. 287.

*Ann. Soc. Ent. Fr.* ix. 289.

*Hab.* Columbia (Bogota).

## 8. PTEROPLATUS ARROGANS.

*Pteroplatus arrogans*, *Buq. Rev. Zool. Cuv.* 1840.

*Ann. Soc. Ent. Fr.* ix. 391.

*Hab.* Columbia (Bogota).

## 9. PTEROPLATUS VARIABILIS.

B.M.

*Pteroplatus variabilis*, *Salle, Ann. Soc. Ent. Fr.* 1849, p. 430.  
pl. 13. f. 2.

*Hab.* Venezuela; Caraccas.

## 10. PTEROPLATUS TRANSVERSALIS.

B.M.

*Pteroplatus transversalis*, *De Breme, Ann. Soc. Ent. Fr.* 1844,  
p. 309. pl. 9. f. 3.

*Pteroplatus fasciatus*, *Bug.*

*Hab.* Columbia (Coll. Goudot).

## 11. PTEROPLATUS NIGRIVENTRIS.

*Pteroplatus nigriventris*, *De Breme, Ann. Soc. Ent. Fr.* 1844,  
p. 310. pl. 9. f. 4.

*Hab.* Columbia.

## 12. PTEROPLATUS ANNULIPES.

*Pteroplatus annulipes*, *Blanchard, D'Orbigny, l'Amér. MÉR.* 207,  
pl. 21. f. 1.

*Hab.* Bolivia (Santa Cruz).

## 27. LOPHONOCERUS.

*Lophonocerus*, *Latr.*

*Serv. Ann. Soc. Ent. Fr.* iii. 33.

*Cerambyx*, p., *L.*

## 1. LOPHONOCERUS BARBICORNIS.

B.M.

*Cerambyx barbicornis*, *Linn. Syst. Nat.* ii. 625; *Mus. Lud. Utr.*  
*R.* p. 68.

*Oliv. Col.* iv. 8. pl. 7. f. 48.

*Cerambyx speciosus*, *Voet, Col.* ii. t. 9. f. 37.

*Lophonocerus barbicornis*, *Serv. Ann. Soc. Ent. Fr.* iii. 34.

*Hab.* S. America.

## 2. LOPHONOCERUS LATREILLEI, n. s.

B.M.

*L. antennarum articulis sex ultimis, elytrorum apicibus late,  
tarsisque nigris.*

Antennæ resemble those of *L. barbicornis* in the first five joints; the six terminal joints are black; the thorax has a small knob on the back in front of the large protuberance on each side, common to both species; on the insides of the two marginal protuberances there is a narrow blackish line, and on the back of the thorax between the dorsal protuberances are two small tri-

angular black spots. The greater part of the elytra at the base and beyond the middle is yellow, a small spot on the shoulders and four others being black; the apex is black, without a yellow gutta in it; the tarsi are blackish. In form and size it resembles *L. barbicornis*.

*Hab.* Brazil.

### 3. LOPHONOCERUS HIRTICORNIS.

B.M.

*Trachyderes hirticornis*, *Schænh. Syn. Ins. App.* i. 3. p. 176.

*Callichroma Histrio*, *Dej. Cat.* (olim).

*Lophonocerus hirticornis*, *Serv. Ann. Soc. Ent. Fr.* iii. 34.

*Hab.* Brazil.

## 28. PHYLLARTHRIUS.

*Phyllarthrius*, *Hope, Ann. & Mag. Nat. Hist.* xi. 366 (1843).

### 1. PHYLLARTHRIUS AFRICANUS.

*Phyllarthrius Africanus*, *Hope, Ann. & Mag. Nat. Hist.* xi. 366.

*Hab.* W. Africa (Sierra Leone).

### 2. PHYLLARTHRIUS UNICOLOR.

*Phyllarthrius unicolor*, *Hope, Ann. & Mag. Nat. Hist.* xi. 367.

*Hab.* W. Africa (Ashantee).

## 29. PARISTEMIA.

*Paristemia*, *Westwood, Ann. Nat. Hist.* viii. 124; *Arc. Ent.* ii. 57 (1843).

*Amphidesmus*, p., *Guér. Mag. de Zool.* 1844.

### 1. PARISTEMIA APICALIS.

B.M.

*Paristemia apicalis*, *Westw. Arc. Ent.* ii. 57. pl. 64. f. 2.

*Amphidesmus Westermanni*, *Guér. Mag. de Zool.* 1844, p. 4.

*Hab.* W. Africa (Dix Cove) (Coll. Parry).

### 2. PARISTEMIA PLATYPTERA.

*Paristemia platyptera*, *Westw. Ann. & Mag. Nat. Hist.* viii. 124; *Arc. Ent.* ii. 57. pl. 64. f. 1.

*Hab.* W. Africa.

## 30. AMPHIDESMUS.

*Amphidesmus*, *Serv. Ann. Soc. Ent. Fr.* iii. 65.

*Cerambyx*, p., *Fabr.*

## 1. AMPHIDESMUS QUADRIDENS.

B.M.

*Cerambyx quadridens*, *Fabr. S. El.* ii. 274.*Cerambyx analis*, *Oliv. Col.* iv. 37. pl. 19. f. 144.*Cerambyx pellurus*, *Web. Obs. Ent.* p. 87.*Amphidesmus quadridens*, *Serv. Ann. Soc. Ent. Fr.* iii. 66.*Hab.* S. Africa.

## 2. AMPHIDESMUS NIETII.

*Amphidesmus Nietii*, *Guér. Rev. Zool. Cuv.* 1844, p. 257.*Guér. Mag. de Zool.* 1844, pl. 146.*Hab.* Mexico.

## 3. AMPHIDESMUS XANTHOMELAS.

*Amphidesmus xanthomelas*, *Chevr. Rev. Zool. Cuv.* 1844, p. 258 ;*Mag. de Zool.* 1844.*Amphidesmus Höpfneri*, *Dej. Cat.* p. 346.*Amphidesmus torquatus*, *Klug, Mus. Berl.**Hab.* Mexico.

## 31. COSMOCERUS.

*Cosmocerus*, *Dej. Cat.* p. 346.*Guér. Icon. R. A. (texte)* iii. 219.

## 1. COSMOCERUS STRIGOSUS.

B.M.

*Cosmocerus strigosus*, *Dej. Cat.* p. 346.*Guér. Icon. R. A. (texte)* iii. 219.*Hab.* Brazil.

## 32. SPHENOTHECUS.

*Sphenothecus*, *Dej. Cat.* p. 346.*Sphænothecus*, *Dup. Mag. de Zool.* 1838, p. 55.*Charientoptenus*, *Chevr. MSS.**Leptocera*, p., *Gory.*

## 1. SPHENOTHECUS TOMENTOSUS.

*Sphænothecus tomentosus*, *Dup. Mag. de Zool.* 1838, pl. 219. f. 1.*Hab.* Mexico (Oaxaca).

## 2. SPHENOTHECUS TRILINEATUS.

B.M.

*Sphænothecus trilineatus*, *Dup. Mag. de Zool.* 1838, p. 57. pl. 219.

f. 2.

*Hab.* Mexico (Puebla) (Mrs. Rouquette).

## 3. SPHENOTHECUS BIVITTATUS.

B.M.

*Sphænothecus bivittatus*, *Dup. Mag. de Zool.* 1838, pl. 220. f. 1.  
*Guér. Icon. R. A.* (texte) iii. 250.

*Charientoptenus argentatus*, *Chevr.* (olim).

*Leptocera bilineata*, *Gory, Guér. Icon. R. A.* pl. 45. f. 9.

*Hab.* Mexico.

## 4. SPHENOTHECUS CYANICOLLIS.

*Sphænothecus cyanicollis*, *Dup. Mag. de Zool.* 1838, pl. 220. f. 2.

*Hab.* Mexico.

## 33. PRODONTIA.

*Prodontia*, *Serv. Ann. Soc. Ent. Fr.* iii. 64.

## 1. PRODONTIA DIMIDIATA.

B.M.

*Prodontia dimidiata*, *Dej. Serv. Ann. Soc. Ent. Fr.* iii. 65.

*Hab.* Brazil.

## 34. CERAGENIA.

*Ceragenia*, *Serv. Ann. Soc. Ent. Fr.* iii. 32.

*Cerambyx*, p., *Fabr.*

*Trachyderes*, p., *Schænh.*

## 1. CERAGENIA BICORNIS.

B.M.

*Cerambyx bicornis*, *Fabr. S. El.* ii. 274.

*Oliv. Col.* pl. 5. f. 31.

*Cerambyx luteus occidentalis reverberans*, *Voet, Col.* iii. 16. t. 6.  
 f. 11.

*Stenocorus aurichalceus*, *Dej. Cat.* (olim).

*Trachyderes bicornis*, *Schænh. Syn. Ins.* i. 3. p. 366.

*Ceragenia bicornis*, *Serv. Ann. Soc. Ent. Fr.* iii. 33.

*Hab.* Cayenne ; Brazil.

## 2. CERAGENIA LEPRIEURII.

*Ceragenia Leprieurii*, *Buquet, Guér. Icon. R. A.* (texte) iii. 219.

*Hab.* Cayenne.

## 35. CHLORIDA.

*Chlorida*, *Serv. Ann. Soc. Ent. Fr.* iii. 31 (1834).

*Tetracanthus*, *Hope, Trans. Zool. Soc.* i. 107 (1835).

*Cerambyx*, p., *L.*



## 1. CHLORIDA FESTIVA.

B.M.

*Cerambyx festivus*, *Linn. Syst. Nat.* ii. 623.

*Drury, Ill.* i. t. 37. f. 5.

*Stenocorus festivus*, *Fabr. S. El.* ii. 305.

*Cerambyx sulcatus*, *Oliv. Col.* iv. 28. t. 16. f. 113.

*Cerambyx spinipes*, *Degeer, Mem.* v. 100. t. 13. f. 14.

*Cerambyx africanus*, *Voet, Col.* iii. 42. t. 16. f. 66.

*Chlorida festiva*, *Serv. Ann. Soc. Ent. Fr.* iii. 32.

*Hab.* Brazil.

## 2. CHLORIDA COSTATA.

B.M.

*Chlorida costata*, *Serv. Ann. Soc. Ent. Fr.* iii. 32.

*Hab.* Brazil.

## 3. CHLORIDA CINCTA.

B.M.

*Chlorida cincta*, *Guér. Rev. Zool. Cuv.* 1844, p. 259.

*Hab.* Mexico.

## 4. CHLORIDA COSTIPENNIS.

*Chlorida costipennis*, *Buq. Dej. Cat.* p. 346.

*Guér. Icon. R. A.* (texte) iii. 221.

*Chlorida griscosulcata*, *Dup. MSS. Dej. Cat.*

*Hab.* Cayenne.

## 5. CHLORIDA TRANSVERSALIS.

*Chlorida transversalis*, *Buq. Guér. Icon. R. A.* (texte) iii. 221.

*Hab.* Columbia.

## 36. EBURIA.

*Eburia*, *Serv. Ann. Soc. Ent. Fr.* iii. 8.

*Tylostagmus*, *Kirby, Intr. Ent.* iv. 266. 301.

*Dissacanthus*, *Hope, Trans. Zool. Soc.* i. 107.

*Stenocorus*, p., *Fabr.*

*Cerambyx*, p., *Linn.*

## 1. EBURIA QUADRI-MACULATA.

*Cerambyx quadri-maculatus*, *Linn. Syst. Nat.* i. 2. 626.

*Drury, Ins.* i. t. 37. f. 3.

*Oliv. Col.* iv. t. 21. f. 164.

*Stenocorus quadri-maculatus*, *Fabr. S. El.* ii. 308.

*Cerambyx bimaculatus*, *Voet, Col.* t. 15. f. 65.

*Cerambyx ramphygeus*, *L. Syst. Nat.* i. 2. 633.

*Eburia quadri-maculata*, *Serv. Ann. Soc. Ent. Fr.* iii. 9.

*Hab.* America; Jamaica; Brazil.

2. EBURIA PEDESTRIS, n. s. B.M.

*E. subferruginea*, pilis cinereis breviusculis tecta, pedibus flavis nudiusculis, thorace spinis lateralibus et verrucis quatuor nudis nigris; antennis in mare ferrugineis, in femina flavis.

*Cerambyx quadrimaculatus*, L.?

Of a pale ferruginous. Head, thorax, elytra and body covered with very short greyish close-pressed hairs. Thorax with two lateral spines black, and four warts also black, two of these are dorsal and larger than the side ones. On the elytra there are four ivory spots, two basal closely touching, and two about the middle also closely touching, the outer largest; two spines at the end of each elytron, the outer blackish and elongated. Legs pale yellow, with scattered longish hairs, more closely set on the tibiæ; two longish spines at the end of the femora of two hind pairs of legs. Antennæ in the male ferruginous brown, in the female yellow; the margins of the thorax also in the female, especially the anterior and posterior margins, are very thickly covered with dust-coloured hairs.

Length from 9 to 12 lines.

*Hab.* Honduras (Coll. Dyson); Jamaica (Coll. Gosse).

3. EBURIA DIDYMA. B.M.

*Cerambyx didymus*, *Oliv. Col.* iv. 125. pl. 23. f. 179.

*Stenochorus didymus*, *Schænh. Syn. Ins.* i. 3. p. 407.

*Hab.* Brazil.

4. EBURIA QUADRIGEMINATA. B.M.

*Stenocorus quadrigeminatus*, *Say, Journ. Acad. Nat. Sc. Phil.* v. 275.

*Eburia quadrigeminata*, *Leconte, Journ. Ac. Nat. Sc. Phil.* n. s. ii. 11.

*Eburia consobrina*, *Dej. Cat.* p. 351.

*Hab.* U. States (Ent. Club).

## 5. EBURIA HALDEMANI.

*Eburia Haldemani*, *Leconte, Journ. Acad. Nat. Sc. Phil.* n. s. ii. 102.

*Hab.* Texas (Fort Gates).

6. EBURIA DISTINCTA. B.M.

*Eburia distincta*, *Haldem. Proc. Acad. Nat. Sc.* iii. 150.

*Leconte, Journ. Ac. Nat. Sc. Phil.* n. s. ii. 11.

*Dej. Cat.* p. 351.

*Hab.* U. States.

## 7. EBURIA TETRASTALACTA, n. s.

B.M.

*E. subferruginea*, pilis cinereis adpressis confertissime tecta; thorace verrucis quatuor nigris denudatis, duabus dorsalibus; elytris singulis maculis quatuor flavis politis, duabus basalibus approximatis, duabus post mediam proximis, exteriore majore; femoribus pedum quatuor posteriorum apice bispinis; antennarum articulis apice simplicibus.

Allied to the *E. distincta*, but smaller than that species. It is of a pale ferruginous, that colour being clearest on the legs; it is very closely covered with short ash-coloured hairs which lie close to the surface. The thorax, through the hair, seems to be covered with short waves; there are four black bluntish warts, devoid of hair, two on the back before the lateral spine, and two on the sides between the spine and the fore edge. The elytra have each four smooth ivory-like spots, two at the base not quite touching, and two behind the middle with their edges touching, the outer of these last is larger than the other. The joints of the antennæ are simple at the tip.

Length 9 to 9½ lines.

*Hab.* Jamaica (Coll. Gosse); Brazil (Ent. Club).

## 8. EBURIA STIGMA.

B.M.

*Cerambyx stigma*, *Oliv. Col.* iv. 126. pl. 23. f. 180.

*Eburia stigma*, *Serr. Ann. Soc. Ent. Fr.* iii. 10.

*Hab.* Cuba; Mexico.

## 9. EBURIA POSTICA, n. s.

B.M.

*E. flava*, capite thoraceque pilis aureis supra tectis; thorace spinis et maculis duabus dorsalibus verruciferis nigris; elytris nudiusculis punctatis, singulis maculis sex politis, duabus basalibus geminatis postice nigro-marginatis, duabus medianis geminatis antice et postice nigro-marginatis, duabus subapicalibus distortis et non arcte definitis.

Yellow, head above covered with golden hairs, antennæ yellow. Thorax on the under side covered with ash-coloured hairs, on the upper side with golden hairs; spines and two oblong spots on back black, these spots have a wart on the inner edge. Elytra rather roughly punctured, each with six smooth spots, two at the base nearly equal in size and closely approximating, edged behind with a black spot; two about the middle closely approximating, edged in front and behind with black. Near the apex are two distorted yellow spots, with indefinite edges. Legs yellow; meta-

thorax and under side of abdomen blackish, covered with a greyish pubescence, hind margins of segments ferruginous.

Length from 10 to 11 $\frac{3}{4}$  lines.

*Hab.* Jamaica (Coll. Gosse).

10. EBURIA SEXGUTTATA. B.M.

*Eburia sexguttata*, *Dej. Cat.* p. 351. *Chevr. Coll.*

*Hab.* Brazil.

11. EBURIA TARSATA. B.M.

*Eburia tarsata*, *Chevr. Coll.*

*Hab.* Brazil.

12. EBURIA SEXMACULATA. B.M.

*Stenocorus sexmaculatus*, *Fabr. S. E.* ii. 307.

*Cerambyx sexmaculatus*, *Oliv. Col.* p. 47. pl. 15. f. 108.

*Eburia sexmaculata*, *Serv. Ann. Soc. Ent. Fr.* iii. 10.

*Hab.* Brazil.

13. EBURIA VILLOSICORNIS. B.M.

*Eburia villosicornis*, *Chevr. Coll.*

*Hab.* Brazil.

14. EBURIA MOROSA. B.M.

*Eburia morosa*, *Dej. Cat.* p. 351.

*Serv. Ann. Soc. Ent. Fr.* iii. 10.

*Hab.* Brazil.

15. EBURIA PILOSA.

*Stenocorus pilosus*, *Erichs. Nov. Act. Nat. Cur.* xvi. 267. t. 39. f. 7.

*Eburia pilosa*, *Erichs. Arch.* 1847, p. 140.

*Hab.* Peru (Lima).

16. EBURIA OCTOSIGNATA. B.M.

*Eburia octosignata*, *Dej. Cat.* p. 351. *Chevr. Coll.*

*Hab.* Brazil.

17. EBURIA VARIABILIS. B.M.

*Eburia variabilis*, *Chevr. Coll.*

*Dej. Cat.* p. 351.

*Hab.* Mexico.

18. **EBURIA LINEOLA.** B.M.  
*Stenocorus lineola*, *Fabr. S. El.* ii. 310.  
*Cerambyx lineola*, *Oliv. Col.* iv. 48. *Stenoc.* t. 2. f. 17.  
*Cerambyx brasiliensis*, *Gmel. Syst. Nat.* iv. 1860.  
*Eburia lineola*, *Serv. Ann. Soc. Ent. Fr.* iii. 406.  
*Hab.* Brazil.
19. **EBURIA GRATIOSA.** B.M.  
*Eburia gratiosa*, *Blanch. D'Orb. l'Am. MÉR.* pl. 21. f. 8.  
*Hab.* Brazil.
20. **EBURIA BASICORNIS.** B.M.  
*Eburia basicornis*, *Chevr. Coll.*  
*Hab.* Brazil (Para).
21. **EBURIA COLOMBIANA.** B.M.  
*Eburia Colombiana*, *Chevr. Coll.*  
*Hab.* Columbia.
22. **EBURIA QUADRINOTATA.** B.M.  
*Cerambyx quadrinotatus*, *Latr. Humb. Observ.* i. 165. t. 16. f. 9.  
*Eburia quadrinotata*, *Dej. Cat.* p. 351.  
*Eburia speciosa*, *Blanch. D'Orbigny, l'Am. MÉR.* pl. 22. f. 5.  
*Hab.* Peru (Guayaquil).
23. **EBURIA DECEM-MACULATA.** B.M.  
*Stenocorus decem-maculatus*, *Fabr. S. El.* ii. 310.  
*Cerambyx decem-maculatus*, *Oliv. Col.* iv. 44. pl. 12. f. 86.  
*Stenocorus 5-maculatus*, *Fabr. S. El.* ii. 308.  
*Hab.* W. Indies.
24. **EBURIA PERSPICILLARIS.**  
*Eburia perspicillaris*, *Ericks. Schomb. Reis.* iii. 572.  
*Hab.* British Guiana.
25. **EBURIA VITTATA.**  
*Eburia vittata*, *Blanch. D'Orbigny, l'Am. MÉR.* p. 208. pl. 21. f. 6.  
*Hab.* Bolivia (Santa Cruz).
26. **EBURIA FORMOSA.**  
*Eburia formosa*, *Blanch. D'Orbigny, l'AmÉR. MÉR.* p. 208. pl. 21.  
 f. 7.  
*Hab.* Province of Yungas.

## 27. EBURIA OCTOGUTTATA.

*Cerambyx octoguttatus*, *Germ. Mag. Ent.* iv. 168.

*Hab.* Brazil.

## 28. EBURIA SULPHUREO-SIGNATA.

*Eburia sulphureo-signata*, *Erichs. Arch.* 1847, p. 140.

*Hab.* Peru.

## 29. EBURIA PROLETARIA.

*Eburia proletaria*, *Erichs. Arch.* 1847, p. 140.

*Hab.* Peru.

## 30. EBURIA VIRGO.

*Eburia virgo*, *Newman, Charlesw. Mag. Nat. Hist.* iv. 196.

*Hab.* Brazil.

## 31. EBURIA PUELLA.

*Eburia puella*, *Newman, Charlesw. Mag. Nat. Hist.* iv. 196.

*Hab.* Brazil.

## 32. EBURIA LANIERI.

*Eburia Lanieri*, *Chevr. Rev. Zool.* 1838, p. 283.

*Hab.* Cuba.

## 33. EBURIA SUBANGULATA.

*Eburia subangulata*, *Chevr. Rev. Zool.* 1838, p. 283.

*Hab.* Cuba.

## 34. EBURIA THORACICA, n. s.

B.M.

*E. ochracea*, thorace, tuberculis duobus nigris approximatis, punctato, supra pilis brevibus tecto, lateribus sine spinis aut pilis, supra dorso subpiloso rigide definito, elytris singulis maculis duabus didymis eburneis, maculâ medianâ majore, femoribus quatuor posticis breviter spinosis, corpore subtus pilis cinereis adpressis tecto.

Ochraceous; antennæ and legs also of that colour; the thorax punctured, with two small tubercles on the back not remote from each other, upper side covered with short hairs, sides in the middle without spines or hairs, separated on the upper edge from the hairy portion by a defined line. Elytra terminating in two short spines, and each furnished with two didymous ivory spots, the one about the middle larger than the basal. Body beneath

covered with close adpressed hairs. Femora of four hind legs with short spines.

This forms perhaps a subgenus intermediate between *Eburia* and *Anoplomerus*.

Length 9 lines.

*Hab.* Brazil (Ent. Club).

### 37. ANOPLOMERUS.

*Anoplomerus*, *Dej. Cat.* p. 352.

*Guér. Icon.* (texte) iii. 224.

#### 1. ANOPLOMERUS ROTUNDICOLLIS.

*Anoplomerus rotundicollis*, *Dej. Cat.* p. 352.

*Guér. Icon. R. A.* iii. 224.

*Hab.* Brazil.

### 38. EBURODACRYS.

*Eburodacrys*, *Blanch. Chevr. Coll.*

*Coccoderus*, p., *Buq.*

#### 1. EBURODACRYS LONGI-LINEATA, n. s.

B.M.

*E. ochracea*, tibiis antennisque nigris, antennarum articulo primo femoribusque rufis: thorace scabriusculo, punctato, spinis lateralibus et verrucis quinque concoloribus; elytris singulis lineis quatuor eburneis elongatis haud connexis, exteriore basali minore, exteriore mediano majore.

Of an ochre-yellow, the head irregularly punctured; basal joint of antennæ rufous punctured, and furrowed at the base; other joints of antennæ black, with ash-coloured pubescence and some scattered outstanding hairs; third and fourth joints grooved longitudinally all the length, the fifth indistinctly. Thorax rather roughly punctured; the spines and five warts rufous like the thorax; three of the warts are dorsal, the hindmost is depressed and oblong. Elytra for a third part punctured at the base, throughout the remainder smooth, with two longitudinal costæ on each in the middle, not extending to the tip; on these costæ at the base are two elongated ivory-like lines, that nearest the suture double the length of the other; behind these and about the middle of each elytron are two other ivory-like lines, the inner about the same length as the inner at the base, the outer more than twice as long and produced both before and behind beyond it. Elytra with a few scattered longish hairs. Apical spine of suture short, yellow, outer long and black. Femora of fore legs swollen, the middle rufescent, of middle and hind pairs of legs

somewhat compressed, the spine at the end brownish; tibiæ and tarsi blackish, tips of tibiæ ferruginous; under side of abdomen ferruginous, with scattered hairs; under side of thorax somewhat pubescent.

Length 11 lines.

*Hab.* Brazil.

2. *EBURODACRYS MANCULA*, n. s.

B.M.

*E. ochracea*, pedibus antennisque concoloribus; elytris singulis basi guttâ elongatâ politâ, post mediam lineis duabus subparallelis, exteriore paullo longiore; thorace verrucis duabus dorsalibus et fossulâ subposticâ mediâ.

This species is allied to *E. longi-lineata*, the thorax being somewhat similarly marked; the two dorsal warts are higher; behind them there is no depressed wart, but in the same line, though nearer the hind margin, there is a smooth depression. The elytra are punctured as in the other, but the ivory line on the outer of the two middle costæ is wanting, the inner being shorter and broader than in that species; behind it and about the middle of the elytra are two somewhat parallel ivory-like lineolets, the outer somewhat longer than the inner, but not continued beyond it at the base. The antennæ, tibiæ and tarsi are rufous without any indications of black.

Length  $9\frac{1}{2}$  lines.

*Hab.* S. America.

3. *EBURODACRYS PUNCTIPENNIS*, n. s.

B.M.

*E. pallida*; thorace punctato-strigilato, verrucis duabus dorsalibus spinis duabus lateralibus, nigris; elytris a basi ad apicem punctatis lineâ subelongatâ basali eburneâ, lineis duabus eburneis ad mediam.

Pale yellowish; thorax between punctured and striated transversely, the two dorsal warts and the two lateral spines black. Elytra distinctly punctured all over, the punctures at the base deeper; at the base on the inner of the two middle costæ there is an elongated ivory-like line; about the middle are two similar lines, the inner rather shorter and thicker and nearer the base of the elytra than the other. Outside spine at the tip of the elytra brown at the end.

Length 8 lines.

*Hab.* S. America?



4. *EBURODACRYS DUBITATA*, n. s. B.M.

*E. capite, thorace antennisque basi ferrugineis, elytris pallidioribus, basi punctatis, apice lævibus, lineâ basali eburneâ, duabus ad mediam, interiore minore.*

Head, thorax and antennæ at the base ferruginous, the spines and dorsal warts rather inconspicuous and of the same colour as the thorax; thorax irregularly striated across. Elytra paler, the base punctured, the tip smooth, with the two costæ of a clearer yellow, the base with an elongated ivory-like line, and about the middle two others, the inner shorter and rather thicker, and both dotted behind with brown; apical spine blackish.

Length  $7\frac{3}{4}$  lines.

*Hab.* Brazil (J. Miers, Esq.).

5. *EBURODACRYS SUBAFFINIS*, n. s. B.M.

*E. pallide-flava, capite thoraceque saturatoribus; elytris lineis duabus basalibus eburneis, exteriore minore, lineis duabus medianis similibus, exteriore majore; basi punctatis apice lævibus et costis duabus distinctis.*

Pale yellow, the head and thorax somewhat deeper in colour; thorax as in *E. dubitata*, which this species much resembles. It has however two ivory-like lines at the base, the inner considerably longer than the outer. About the middle are two ivory-like lines, the inner shorter than the outer, and more remote from the base.

Length  $7\frac{1}{2}$  lines.

*Hab.* Brazil.

6. *EBURODACRYS SEXMACULATA*. B.M.

*Coccoderus sexmaculatus*, *Buq. Rev. Zool. Cuv.* 1840, p. 295.

*Hab.* Brazil.

7. *EBURODACRYS MEGASPILOTA*, n. s. Pl. III. f. 4. B.M.

*E. fulva, thorace transverse strigato, spinis duabus lateralibus duabusque dorsalibus nigris; elytris singulis maculis tribus politis flavis, unâ basali magnâ subrotundatâ, duabus submedianis geminatis, exteriore duplo-longiore, femoribus anticis medio incrassatis, femoribus alteris elongatis cylindricis.*

Head ferruginous, nearly smooth, rather closely punctured behind. Thorax above transversely striated and undulated, with two black lateral spines and two black dorsal spines. Elytra with the basal half rather thickly punctured, the apical half nearly smooth; at the base there is a large roundish yellow smooth spot, followed by a black mark; about the middle are two yellow smooth

spots, the outer double the length of the inner and approaching it at the base, but separated from it behind, a black spot before and behind each; spine at the end of the elytra black and elongated, the suture scarcely produced into a spine. Legs yellow, femora of fore legs thickened in the middle and slightly tipped with black; femora of middle and hind pairs of legs much elongated and cylindrical throughout, spine at the end and tip deep black; antennæ with the third, fourth and fifth joints longitudinally grooved. Under side of abdomen subferruginous, with a slight silky pubescence.

Length 9 lines.

*Hab.* S. America (Ega, on the R. Amazon) (Coll. Bates).

This perhaps ought to form the type of a subgenus near *Holacanthus*.

### 39. COCCODERUS.

*Coccoderus*, *Dej. Cat.* p. 347.

*Buq. Rev. Zool. Cuv.* 1840, p. 293.

*Cerambyx*, p., *Germ.*

#### 1. COCCODERUS NOVEMPUNCTATUS.

B.M.

*Cerambyx* (*Stenocorus*) *novempunctatus*, *Germ. Ins. Spec.* p. 505.

*Coccoderus tuberculatus*, *Dej. Buq. Rev. Zool. Cuv.* 1840, p. 295.

*Blanch. D'Orb. l'Amér. MÉR.* pl. 21. f. 3. p. 207.

*Hab.* Brazil.

#### 2. COCCODERUS BISIGNATUS.

*Coccoderus bisignatus*, *Buq. Rev. Zool. Cuv.* 1840, p. 295.

*Hab.* Cayenne.

#### 3. COCCODERUS TRISTIS.

*Coccoderus tristis*, *Blanch. D'Orb. l'Amér. MÉR.* p. 208. pl. 21. f. 4.

*Hab.* Bolivia (*Chiquitos*).

### 40. HOLACANTHUS.

*Holacanthus*, *Blanch. Chev. Coll.*

*Cerambyx*, p., *Sweder.*

*Sphæron*, p., *Dej.*

#### 1. HOLACANTHUS QUADRIGUTTATUS.

B.M.

*Cerambyx quadriguttatus*, *Sweder, Act. Holm.* 1787, p. 196. t. 8. f. 7.

*Stenocorus quadriguttatus*, *Oliv. Col.* iv. 27. t. 1. f. 7.

*Sphæron quadrisignatum*, *Dej. Cat.* p. 352.

*Hab.* Brazil.

## 41. ATYLOSTAGMA.

*Atylostagma*, n. gen.

Antennæ with the joints from the third to the tenth somewhat triangular at the end, the third and four following joints spined at the end on the outside, and dilated on the inside so as to appear serrated. Elytra elongated, without ivory spots, and with two spines at the tip. Thorax with the sides slightly angled and without a spine on the side, hind margin slightly sinuated on each side. Legs moderate in length, rather robust; end of femora of two hind pairs with two shortish spines. Femora of all the legs similar in form and somewhat clavate.

1. *ATYLOSTAGMA POLITA*, n. s. Pl. III. f. 5. B.M.

*A. pallide flavescens polita*, capite thorace pedibusque saturatio-ribus thorace supra subrugoso, plagâ dorsali lævissimâ: elytris costis duabus parallelis, superficie creberrime tectâ parvis maculis vitreis.

Pale yellow, highly polished as if varnished, the elytra with two parallel costæ paler in colour, the surface of elytra covered with small round transparent dot-like marks close to each other and not puncturing it, the suture, margin and spines brownish yellow. Jaws black, head with an abbreviated impressed line between the antennæ. Thorax with the upper surface wrinkled and a smooth space in the middle; scutellum covered with short grey adpressed hairs. Under side of body brown polished, sides with close-pressed grey hairs, and the middle with a few scattered longer hairs.

Length 15 lines.

*Hab.* Honduras (Coll. Dyson).

## 42. HETEROPS.

*Heterops*, *Blanchard*, *Hist. Nat. des Ins.* ii. 146.

*Purpuricenus*, p., *Duponchel*.

*Eriphus*, p., *Dej.*

1. *HETEROPS LOREYI*.

*Purpuricenus Loreyi*, *Dup. Ann. Soc. Ent. Fr.* vi. 309. pl. 12. f. 4.

*Heterops Loreyi*, *Blanch. Ann. Soc. Ent. Fr.* 1842, p. 49.

*Hab.* (Exotic.) S. France (introduced).

2. *HETEROPS DIMIDIATUS*.

B.M.

*Eriphus dimidiata*, *Chevr. Rev. Zool. Cuv.* 1838, p. 283.

*Eriphus venustus*, *Dej. Cat.* p. 351.

*Hab.* Cuba.

## 3. HETEROPS MACULOSUS.

B.M.

*H. capite rufo, femoribus miniaceis, antennis tibiis tarsisque nigro-fuscis; thorace elytrisq̄ fusco-sericeis, elytris singulis maculis duabus geminatis eburneis, unâ basali, alterâ medianâ.*

*Cerambyx maculosus\**, *Oliv. Col. iv. 46. t. 21. f. 165.*

*Stenocorus maculosus, Fabr. S. El. ii. 308.*

*H. erythrocephalus, Chev. Coll.*

Head rufous, femora vermilion, antennæ, tibiæ and tarsi of a blackish brown; thorax punctured on the sides and on the middle, covered more or less thickly with pubescence, two slight dorsal and two similar lateral warts, the latter sometimes obsolete. Elytra punctured on the shoulder, each with two large ivory-like spots divided by a line down the middle, rest of elytra covered with silky ash-coloured pubescence, with yellowish reflections on back part of elytra, the base and round the spots brown, under side closely covered with a brownish ash-coloured pubescence.

Length from 5 to 8 lines.

*Hab.* Jamaica (Coll. Gosse).

## 43. ORION.

*Orion, Dej. Guér. Icon. R. A. (texte) iii. 229.*

*Blanch. Hist. des Ins. ii. 146.*

## 1. ORION LACHESIS.

B.M.

*Orion Lachesis, Blanch. D'Orbigny, l'Amér. MÉR. vii. 209. t. 22. f. 1.*

*Orion Patagonus, Guér. Icon. R. A. (texte) iii. 229.*

*Hab.* Bolivia; Patagonia (Coll. Bridges).

## 2. ORION BRUNNEUS.

*Orion brunneus, Guér. Icon. R. A. (texte) iii. 229.*

*Hab.* Patagonia.

## 44. DIDYMOCANTHA.

*Didymocantha, Newman, Ann. Nat. Hist. v. 20.*

*Strongylurus, Hope, Proc. Zool. Soc. 1840.*

\* As the description of Olivier seems to be derived from a rather dull specimen, the above, which is taken from fine recently caught examples in the Museum Collection, may be regarded as not altogether unnecessary.

## 1. DIDYMOCANTHA OBLIQUA.

B.M.

*Didymocantha obliqua*, *Newman, Ann. Nat. Hist.* v. 20.  
*Hab.* Australia (Ent. Club).

## 2. DIDYMOCANTHA SCUTELLATA.

*Strongylurus scutellatus*, *Hope, Proc. Zool. Soc.* 1840, p. 54.  
*Didymocantha scutellata*, *Newman, Entom.* p. 352.  
*Hab.* S. Australia (Port Philip).

## 45. PETALODES.

*Petalodes*, *Newman, Entom.* p. 9.

## 1. PETALODES LAMINOSUS.

B.M.

*Petalodes laminosus*, *Newman, Entom.* p. 9.  
*Hab.* Australia (Adelaide, Port Philip) (Ent. Club).

## 46. ELAPHIDION.

*Elaphidion*, *Serv. Ann. Soc. Ent. Fr.* iii. 66.  
*Cyclopleurus*, *Hope, Trans. Zool. Soc.* i. 107.  
*Cerambyx*, p., *L.*  
*Stenocorus*, p., *Fabr.*  
*Anoplium*, p., *Haldem.*  
*Stizocera*, p., *Haldem.*

## 1. ELAPHIDION PULVERULENTUM.

B.M.

*Cerambyx pulverulentus*, *Degeer*, v. 118. t. 14. f. 12.  
*Cerambyx atomarius*, *Drury, Ill.* i. 93. t. 41. f. 6.  
*Stenocorus Marylandicus*, *Fabr. S. El.* ii. 306.  
*Callidium Marylandicum*, *Oliv. Col.* iv. 6. t. 1. f. 5.  
*Cerambyx multicolor*, *Gmel. Syst. Nat.* iv. 1857.  
*Elaphidion Marylandicum*, *Dej. Cat.* p. 352.  
*Elaphidion atomarium*, *Leconte, Journ. Acad. Nat. Sc. Phil.* n. s.  
 ii. 177.  
*Hab.* U. States (Ent. Club).

## 2. ELAPHIDION SIMPLICICOLLE.

*Elaphidion simplicicolle*, *Haldem. Tr. Am. Phil. Soc.* x.  
*Leconte, Journ. Acad. Nat. Sc. Phil.* n. s. ii. 12.  
*Hab.* U. States (Georgia).

## 3. ELAPHIDION CONSPERSUM.

*Elaphidion conspersum*, *Newman, Ent.* p. 110.  
*Hab.* W. Indies (Hayti; Tortola).

## 4. ELAPHIDION IRRORATUM.

B.M.

*Cerambyx irroratus*, *L. Syst. Nat.* ii. 633.

*Oliv. Col.* iv. 45. t. 21. f. 163.

*Drury, Ill.* i. t. 41. f. 3.

*Elaphidion irroratum*, *Serv. Ann. Soc. Ent. Fr.* iii. 67.

*Cycliopleurus irroratus*, *Hope, Trans. Zool. Soc.* i. 107.

Var. *Elaphidion tessellatum*, *Newman, Entom.* p. 26 (Brazil).

Var. *Elaphidion ordinatum*, *Newman, Entom.* p. 26 (Brazil).

*Hab.* W. Indies.

## 5. ELAPHIDION BIDENS.

B.M.

*Cerambyx bidens*, *Oliv. Col.* iv. 42. t. 7. f. 125.

*Stenocorus bidens*, *Fabr. S. El.* ii. 306.

*Cerambyx bispinosus*, *Gmel. Syst. Nat.* iv. 1859.

*Hab.* W. Indies; Honduras (Ent. Club).

## 6. ELAPHIDION FULLONIUM.

*Elaphidion fullonium*, *Newman, Ent.* p. 110.

*Hab.* W. Indies; Hayti.

## 7. ELAPHIDION GLABRATUM.

B.M.

*Stenocorus glabratus*, *Fabr. S. El.* ii. 307.

*Elaphidion mite*, *Newman, Entom.* p. 27 (Brazil).

*Hab.* W. Indies (Ent. Club).

## 8. ELAPHIDION CORONATUM, n. s.

B.M.

*E. brunneum*, fronte pilis albis adpressis ereberrime tectâ, elytris singulis maculâ humerali, et plagis duabus alteris irregularibus albis, unâ medianâ obliquâ, alterâ apicali.

Brown, head with the fore part from the labrum to behind the eyes white, being densely covered with close-pressed white hairs; this part is notched in the middle behind; the head where not hairy is densely punctured. Thorax rugose and punctured with three smooth slightly elevated dorsal spots, two of them transverse, placed before the middle and one behind the middle. Elytra rather coarsely punctured at the base, smooth at the tip, a white triangular spot on each shoulder formed by short closely placed adpressed hairs; a large oblique white spot of similar hairs about the middle, but not reaching the suture, the edges of this are irregular; the apex with a large white spot somewhat similar to the middle one, thickest at the tip; sides of metathorax and under sides of two basal segments of abdomen at the end covered with white hairs. Legs pale ferruginous, with many short ash-coloured hairs: third to seventh joints of antennæ

spined at the end on the outside; spine of third joint rather longer than the others.

Length 8 lines.

*Hab.* Guatimala (Coll. Deby); Honduras (Coll. Dyson).

9. ELAPHIDION INERME.

B.M.

*Elaphidion inerme*, Newman, *Entom.* p. 29.

*Elaphidion truncatum*, Haldem. 33.

*Hab.* U. States (E. Florida).

10. ELAPHIDION INCERTUM.

B.M.

*Elaphidion incertum*, Newman, *Entom.* p. 28.

*Leconte*, *Journ. Acad. Nat. Sc. Phil.* ii. 13.

*Elaphidion adpersum*, Haldem.

*Hab.* N. America.

11. ELAPHIDION INSULARE.

B.M.

*Elaphidion insulare*, Newman, *Entom.* p. 27.

*Hab.* W. Indies (Nevis).

12. ELAPHIDION TRANSVERSUM, n. s.

B.M.

*E. nigro-piceum*, thorace supra punctis distinctis rotundatis tecto, angulo et margine posticis, pilis brevibus cinereis; elytris punctatis, basi crebrius, fasciâ transversâ medianâ pilis cinereis tectâ, maculâ subapicali pilis cinereis tectâ.

Of a dark pitchy black, the thorax above covered with distinct rounded punctures, the posterior angle and hind edge, except in the middle, covered with short ash-coloured hairs; scutellum with short ash-coloured hairs. Elytra punctured more thickly on the basal half; about the middle there is a transverse narrow band formed by grey hairs; near the tip there is a spot formed of grey hairs. Antennæ with the joints from the third to the seventh spined on the outside. Sides of metathorax with greyish hairs.

Length 5 lines.

*Hab.* Jamaica (Coll. Gosse).

13. ELAPHIDION PUMILUM.

B.M.

*Elaphidion pumilum*, Newman, *Entom.* p. 29.

*Leconte*, *Journ. Acad. Nat. Sc. Phil.* n. s. ii. 14.

*Hab.* U. States (E. Florida; Georgia) (Ent. Club).

## 14. ELAPHIDION OBLITUM.

Elaphidion oblitum, *Leconte, Journ. Acad. Nat. Sc. Phil.* n. s. ii. 14.

*Hab.* U. States (Pennsylvania).

## 15. ELAPHIDION RUSTICUM.

Elaphidion rusticum, *Leconte, Journ. Acad. Nat. Sc. Phil.* n. s. ii. 14.

*Hab.* U. States.

## 16. ELAPHIDION ARCTUM.

Elaphidion arctum, *Newman, Entom.* p. 29.

*Hab.* U. States (E. Florida).

## 17. ELAPHIDION PUTATOR.

B.M.

Elaphidion fucator, *Chevr.*

Elaphidion villosum, *Newman, Entom.* p. 28 (not *Stenoc. villosus, Fabr.*).

*Stenocorus putator, Peck. Harris, Ins. Mass.* p. 81.

*Hab.* U. States (E. Florida) (Ent. Club).

## 18. ELAPHIDION LUCIDUM.

B.M.

Callidium lucidum, *Oliv. Col.* iv. 59. t. 7. f. 86.

Callidium elevatum, *Schænh. Syn. Ins.* i. 3. p. 459.

Elaphidion fuscum, *Dej. Cat.* p. 352.

*Hab.* W. Indies (Coll. Gosse).

## 19. ELAPHIDION LEVE, n. s.

B.M.

*E. ferrugineo-fuscum, thoracis dorso lateribus punctato, lineâ latiusculâ longitudinali lævissimâ; elytris punctatis ad basin crebrius, ad apicem fere lævibus; antennarum articulis, tertio ad sextum apice interno spinigeris.*

Of a deep rusty brown; head punctured, smooth between the eyes. Antennæ with the third, fourth, fifth and sixth joints spined on the inside at the tip. Upper surface of thorax punctured on the sides, a whitish longitudinal line down the middle quite smooth. Elytra punctured most thickly and coarsely at the base, the punctures decreasing in size and frequency towards the tip.

Length  $6\frac{1}{2}$  lines.

*Hab.* Honduras (Coll. Dyson).



## 20. ELAPHIDION CINEREUM. B.M.

*Callidium cinereum*, *Oliv. Col.* iv. 69. t. 8. f. 102.  
*Hab.* W. Indies.

## 21. ELAPHIDION MUCRONATUM. B.M.

*Stenocorus mucronatus*, *Say, Journ. Acad. Nat. Sc. Phil.* iii. 427.

*Elaphidion mucronatum*, *Newman, Entom.* p. 27.

*Leconte, Journ. Acad. Nat. Sc. Phil.* ii. 14.

*Elaphidion nebulosum*, *Dej. Cat.* p. 352.

*Guér. Icon. R. A. (texte)* iii. 225.

*Elaphidion muricatum*, *Hentz, Leconte, l. c.* p. 16.

*Hab.* U. States (Ent. Club).

## 22. ELAPHIDION PARALLELUM. B.M.

*Elaphidion parallelum*, *Newman, Ent.* p. 29.

*Hab.* N. America (Georgia, E. Florida, Delaware) (Ent. Club).

## 23. ELAPHIDION CERUSSATUM.

*Elaphidion cerussatum*, *Newman, Ent.* p. 111.

*Hab.* S. America (Buenos Ayres).

## 24. ELAPHIDION EXORNATUM.

*Elaphidion exornatum*, *Newman, Ent.* p. 111.

*Hab.* S. America (Buenos Ayres).

## 25. ELAPHIDION MAURUM.

*Elaphidion maurum*, *Newman, Ent.* p. 111.

*Hab.* Brazil (Rio).

## 26. ELAPHIDION PRUINOSUM.

*Elaphidion pruinatum*, *Dej. Cat.* p. 352.

*Guér. Icon. R. A. (texte)* iii. 225.

*Hab.* N. America.

## 27. ELAPHIDION RIGIDUM.

*Stenocorus rigidus*, *Say, Journ. Acad. Nat. Sc. Phil.* v. 274.

*Elaphidion rigidum*, *Haldeman*, 34.

*Hab.* U. States.

## 28. ELAPHIDION POEYI.

*Elaphidion Poeyi*, *Chevr. Rev. Zool. Cuv.* 1838, p. 284.

*Hab.* W. Indies (Cuba).

## 29. ELAPHIDION CINERASCENS.

Anoplium unicolor, *Haldem.* 34.

Elaphidion cinerascens, *Leconte, Journ. Acad. Nat. Sc. Phil.* n. s. ii. 15.

*Hab.* U. States (Pennsylvania).

## 30. ELAPHIDION PUBESCENS.

Elaphidion pubescens, *Leconte, Journ. Acad. Nat. Sc. Phil.* n. s. ii. 16.

Anoplium pubescens, *Haldem.* 34.

*Hab.* U. States (Pennsylvania).

## 31. ELAPHIDION UNICOLOR.

Stenocorus unicolor, *Rondall, Bost. Journ. Nat. Hist.* ii. 42.

Stizocera unicolor, *Haldem.* 44.

Elaphidion unicolor, *Leconte, Journ. Acad. Nat. Sc. Phil.* n. s. ii. 15.

*Hab.* U. States (Pennsylvania and Virginia).

## 47. STENOSPHEENUS.

Stenosphenus, *Dej. Cat.* p. 355.

Elaphidion, p., *Newman.*

Callidium, p., *Oliv.*

## 1. STENOSPHEENUS NOTATUS.

B.M.

Callidium notatum, *Oliv. Col.* iv. 61. t. 7. f. 89.

Elaphidion deflendum, *Newman, Entom.* p. 6 & p. 30.

Stenosphenus notatus, *Haldem.* 39.

Elaphidion notatum, *Leconte, Journ. Acad. Nat. Sc. Phil.* n. s. ii. 12.

Stenosphenus discicollis, *Dej. Cat.* p. 355?

*Hab.* U. States (Ent. Club).

## 2. STENOSPHEENUS AMABILIS.

B.M.

Elaphidion amabile, *Newman, Entom.* p. 112.

Stenosphenus puberulus, *Chevr. Dej. Cat.* p. 355.

Stenosphenus rufipes, *Dej. Cat.* p. 355.

*Hab.* Mexico.

## 3. STENOSPHEENUS CRIBRIPENNIS.

B.M.

Stenosphenus cribripennis, *Dej. Cat.* p. 355. *Chevr. Coll.*

*Hab.* Mexico.

## 4. STENOSPHEMUS SOBRIUS.

B.M.

*Elaphidion sobrium*, *Newman, Entom.* p. 30.  
*Stenosphenus femoratus*, *Klug, Chevr. Coll.*  
*Hab.* N. America (Ent. Club).

## 48. TRICHOPHORUS.

*Trichophorus*, *Serv. Ann. Soc. Ent. Fr.* iii. 17.  
*Compsa*, *Perty, Del. An. Art.* p. 92.  
*Cerambyx*, p., *Germ.*  
*Ozodes*, p., *Sturm.*

## 1. TRICHOPHORUS LIPPUS.

B.M.

*Cerambyx lippus*, *Germ. Ins. Spec. Nov.* p. 508.  
*Trichophorus lippus*, *Serv. Ann. Soc. Ent. Fr.* iii. 18.  
*Trichophorus flavosignatus*, *Dej. Cat.* p. 352.  
*Hab.* Brazil (Ent. Club).

## 2. TRICHOPHORUS DISTINCTUS.

B.M.

*Trichophorus distinctus*, *Newman, Entom.* p. 6.  
*Hab.* Brazil (Ent. Club).

## 3. TRICHOPHORUS VARIATUS.

*Trichophorus variatus*, *Newman, Entom.* p. 94.  
*Hab.* Brazil.

## 4. TRICHOPHORUS INTERROGATIONIS.

B.M.

*Trichophorus interrogationis*, *Blanch. D'Orb. l'Amer. MÉR.* t. 21.  
 f. 9.  
*Hab.* Bolivia (Coll. Bridges).

## 5. TRICHOPHORUS OBLIQUUS.

B.M.

*Mallocera obliqua*, *Dej. Cat.* p. 352.  
*Trichophorus obliquus*, *Serv. Ann. Soc. Ent. Fr.* iii. 18.  
*Hab.* Brazil.

## 6. TRICHOPHORUS CHEVROLATII.

B.M.

*Trichophorus sulphureosignatus*, *Dup. Dej. Cat.* p. 352.  
*Trichophorus croceinotatus*, *Chevr.* ♀.  
*Trichophorus argenteipictus*, *Chevr.* ♂.  
*Trichophorus Chevrolatii*, *Guér. Icon. R. A.* (texte) iii. 228.  
*Ozodes mexicanus*, *Sturm, Cat.* (1843) t. 6. f. 4, 5.  
*Hab.* Mexico.

## 7. TRICHOPHORUS DYSONI, n. s.

B.M.

T. subfuscus, pilis cinereis hirtulus; thorace quinque-tuberculato, pube brevi subaureâ tecto.

Brown, legs and under side paler. Antennæ with the first six joints more or less thickly covered with longish yellowish grey hairs, the other joints with long cilia only on one side. Thorax on the back with five smooth tubercles, the two first somewhat distant from front margin, the central one longer than the rest; the thorax with a golden silky pubescence. Elytra deeper brown on the lateral margins, thickly punctured and covered with greyish hairs; end of each slightly rounded, without spine.

Length  $8\frac{1}{2}$  lines.

Hab. Venezuela (Coll. Dyson).

## 8. TRICHOPHORUS ALBO-PICTUS.

Compsa albo-picta, *Perty, Del. An. Art.* p. 92. t. 18. f. 13.

Hab. Brazil (Sebastianopolis).

## 9. TRICHOPHORUS FLAVO-PICTUS.

Compsa flavo-picta, *Perty, Del. An. Art.* p. 93. t. 18. f. 14.

Hab. Brazil (between Tejuco and St. Francisco).

## 49. SPHÆRION.

(Elaphidion, 2 Div.) Sphæron, *Serv. Ann. Soc. Ent. Fr.* iii. 68.

Nephalius, *Newman, Entom.* p. 93.

Cerambyx (Stenocorus), p., *Germar.*

## 1. SPHÆRION CASSUM.

B.M.

Nephalius cassus, *Newman, Entom.* p. 94.

Sphæron lividum, *Dej. Cat.* p. 353. *Chevr. Coll.*

Hab. Brazil.

## 2. SPHÆRION EXUTUM.

B.M.

Nephalius exutus, *Newman, Entom.* p. 93.

Sphæron rubidum, *Dej. Cat.* p. 352. *Chevr. Coll.*

Hab. Brazil.

## 3. SPHÆRION BLANDUM.

B.M.

Nephalius blandus, *Newman, Entom.* p. 112.

Sphæron conspiciatum, *Chevr. Coll.*

Hab. Brazil.

## 4. SPHÆRION AMICTUM.

*Nephalius amictus*, *Newman, Entom. p. 93.*

*Hab. Brazil.*

## 5. SPHÆRION SERIUM.

*Nephalius serius*, *Newman, Entom. p. 93.*

*Hab. Brazil.*

## 6. SPHÆRION PLICICOLLE.

B.M.

*Cerambyx (Stenocorus) plicicollis*, *Germ. Ins. Spec. Nov. i. 506.*

*Sphæriion granulatum*, *Dej. Chevr. Coll.*

*Hab. Brazil.*

## 7. SPHÆRION FLAVIDUM.

B.M.

*Sphæriion flavidum*, *Chevr. Coll.*

*Hab. Brazil.*

## 8. SPHÆRION TERMINATUM.

B.M.

*Sphæriion terminatum*, *Dej. Cat. p. 353. Chevr. Coll.*

*Hab. Brazil.*

## 9. SPHÆRION RUFESCENS.

B.M.

*Sphæriion rufescens*, *Dej. Cat. p. 353. Chevr. Coll.*

*Hab. Brazil.*

## 10. SPHÆRION ARMIGERUM, n. s.

B.M.

*S. testaceum*, thoracis dorso lævi, spinis elytrorum et femorum nigris, antennæis melleis, subvillosis.

Head ferruginous, antennæ of a yellowish hue, with several long straggling hairs; third, fourth and fifth joints distinctly grooved on the upper side and spined at the end. Thorax with an elevated ring round it close to the anterior margin, smooth, ferruginous. Elytra testaceous, smooth, shining, when minutely examined appear as if reticulated beneath the surface; spine at the end of the elytra black, that colour slightly tinging the tip of the elytra at the outside. Legs yellow, club of femora ferruginous, middle pair with one spine at the end, hind pair with two; tips and spines of two hind pair of legs black, legs with scattered longish hairs, under side ferruginous.

Length 5 lines.

*Hab. Brazil.*

## 11. SPHÆRION LINEELLUM.

B.M.

*Sphæriion lineellum*, *Dej. Cat. p. 353. Chevr. Coll.*

*Hab. Brazil (Ent. Club).*

## 12. SPHÆRION PUBESCENS.

B.M.

*Cerambyx pubescens*, *Oliv. Col.* iv. 33. t. 18. f. 135.

*Sphærimon ustulatum*, *Dej. Cat.* p. 353. *Chevr. Coll.*

*Hab.* Brazil (Para).

## 13. SPHÆRION INERME, n. s.

B.M.

*S. ochraceum*, antennis femoribusque inermibus, thoracis lateribus crasse, dorso vage punctatis, dorso subquadrituberculato, scutello cinereâ pube tecto, elytris punctatis, setis plurimis sparsis, apice lævibus, in spinam brevem subplanam productis.

Of an ochrey yellow, the antennæ and femora without spines. Antennæ with the third and fourth joints distinctly grooved, ciliated on the inside. Thorax above with four slight tubercles surrounded with scattered punctures; the sides of thorax thickly covered with punctures. Scutellum covered with greyish pubescence. Elytra punctured, with several scattered bristles; the tip smooth and produced into a short flattened spine. Legs with the femora clavate, slightly compressed; tibiæ rather thickly covered, especially on the under side, with hairs.

Length  $6\frac{1}{2}$  lines.

*Hab.* Brazil.

## 14. SPHÆRION CYANIPENNE.

B.M.

*Elaphidion?* (*Sphærimon*) *cyanipennis*, *Serv. Ann. Soc. Ent. Fr.* iii. 68.

*Sphærimon cyanipenne*, *Dej. Cat.* p. 353.

*Hab.* Brazil.

## 15. SPHÆRION MELANURUM.

*Sphærimon melanurum*, *Erichson, Schomb. Reise B. Guiana*, iii. 572.

*Hab.* British Guiana.

## 16. SPHÆRION ERICHSONII, n. s.

B.M.

*S. rubidum*, antennis pedibus apiceque elytrorum nigris, thorace supra medio transversim striato.

Head black in front, red behind. Antennæ deep black, the third, fourth, fifth and sixth joints spined on the outer edge at the tip, spines gradually decreasing in length. Thorax striated transversely on the upper side in the middle, the sides nearly parallel, a transverse groove behind the fore margin; two smooth tubercles behind this groove. Scutellum rounded behind, somewhat hollowed above. Elytra punctured till about the middle, apical half smooth, tip of each clytron with the long spine ebony-

black. Legs ebony-black, the femora of the middle and hind pairs of legs with two spines at the end, the inner short, the outer one very long: under side red, last segment of abdomen blackish beneath.

Length  $7\frac{1}{2}$  lines.

*Hab.* Brazil (Para) (Coll. Bates).

17. SPHÆRION RUGICOLLE.

*Sphæron rugicolle*, *Guér. Icon. R. A. (texte)* iii. 233.

*Hab.* Columbia.

18. SPHÆRION TRISTE.

B.M.

*Sphæron triste*, *Guér. Icon. R. A. (texte)* iii. 233.

*Hab.* Bolivia; Columbia (Coll. Goudot).

19. SPHÆRION PROCERUM.

*Sphæron procerum*, *Erichs. Schomb. Reise*, iii. 572.

*Hab.* British Guiana.

20. SPHÆRION SUBPICEUM, n. s.

B.M.

*S. piceum*, antennarum articulo tertio apice spinâ subrecurvâ articulis quarto quinto sextoque spinis brevibus rectiusculis; thorace vage-punctato, elytris punctatis, apice læviuseulâ in spinam subplanam productis, femoribus apice inermibus.

Of a pitchy brown colour, the third joint of the antennæ with a longish spine at the end which is somewhat recurved, the fourth, fifth and sixth with short straightish spines, the joints on the outside slightly ciliated. Thorax with many scattered punctures. Elytra punctured, rather deeper in colour towards the tip, which ends in a shortish flat spine. Femora not much thickened, without spines at the end.

Length  $6\frac{3}{4}$  lines.

*Hab.* Honduras (Coll. Dyson).

21. SPHÆRION INSULARE, n. s.

B.M.

*S. pallide fuscum*, antennarum articulis tertio, quarto, quinto, sextoque apice spinigeris, thorace crebre et regulariter reticulato-punctatis, elytris punctatis, piligeris, apice lævibus, emarginato-sinuatis, spinigeris; femoribus inermibus.

Pale brown, head depressed. Antennæ with the third, fourth, fifth and sixth joints spined at the end. Thorax somewhat rounded on the sides, covered, especially above, with a close network of points. Elytra punctured, hairy, tip smooth, notched,

the sides of the notch produced, the sutural side into a blunt, the outer side into a sharp spine. Femora without spines at the end.

Length 5 lines.

*Hab.* Jamaica (Coll. Gosse).

22. SPHÆRION (?) ORIENTALE, n. s.

B.M.

*S. rufo-lateritium*, antennis pedibusque nigris, elytris apice truncatis vix spinosis; thorace subtus, ante propedes, transverse excavato.

Head with the mandibles and palpi of a tile-red, between the eyes slightly rugose. Antennæ black with greyish hairs, the third, fourth and fifth joints with a short spine on the inner side at the end. Thorax of a tile-red, above somewhat depressed, front edge smoothish, back rugose and punctured. Elytra tile-red, surface punctured, punctures at the base thickest, with scattered hairs and a kind of finer and closer pubescence; each elytron at the apex somewhat obliquely truncated, scarcely or rather not at all spined. Legs black, with ashy hairs. Femora not spined at the end. Under side of prothorax transversely grooved and excavated.

Length 7 lines.

*Hab.* Silhet.

50. MALLOSOMA.

*Mallosoma*, *Serv. Ann. Soc. Ent. Fr.* iii. 68.

*Cerambyx*, p., *Schænh.*

1. MALLOSOMA ZONATUM.

B.M.

*Cerambyx zonatus*, *Schænh, Sahlberg, Per. Ent.* p. 52. t. 3. f. 1 (1823).

*Cerambyx* (*Purpuricen*) *vinulatus*, *Germ. Ins. Spec. Nov.* p. 501 (1824).

*Mallosoma elegans*, *Serv. Ann. Soc. Ent. Fr.* iii. 69 (1834).

*Hab.* Brazil.

2. MALLOSOMA SCUTELLARE, n. s.

B.M.

*M. scutello*, et spatio scutellari flavis; thoracis plagâ mediâ nigrâ antice latâ postice angustatâ; elytris distincte medio costatis; capite subtus, thorace subtus, abdominisque basi et lateribus flavis.

This species is closely allied to *M. zonatum*, but differs in the thorax being wider behind and somewhat more attenuated in



front; the black part of the middle of the thorax is wider in front than behind, and consequently the yellow margin is widest behind, the reverse of which obtains in the *M. zonatum*: the scutellum is golden, and near it is an elongated yellow triangular mark common to both elytra; the pale yellowish band across the elytra is placed nearer to the end, and the ridge down the middle is more distinct; under side of head, thorax and basal segment of abdomen in middle yellow, sides of abdomen yellow, the yellow colour only seen in some lights from the greyish pubescence with which the darkish abdomen is covered. (A female.)

*Hab.* Brazil (Coll. Bates).

3. *MALLOSOMA FULIGINEUM.* B.M.

*Mallosoma fuligineum*, Newman, *Ent.* p. 7.

*Mallosoma thoracicum*, Chevrol. *Coll.*

*Hab.* Brazil (Ent. Club).

4. *MALLOSOMA SUBMETALLICUM.* B.M.

*Callidium submetallicum*, Blanchard, Chevrol. *Coll.*

*Hab.* Chili.

5. *MALLOSOMA THORACICUM*, n. s. B.M.

*M. nigro-sericeum*, thorace rufescente, maculis quinque dorsalibus nigrescentibus, duabus parvis anticis approximatis, duabus majoribus, subdistantibus, unaque parvula posticâ.

Head brownish black; antennæ with the four basal joints black, the others of a ferruginous brown; third and fourth joints spined at the end. Thorax on the sides angled, of a light red, with more or less of a greyish silky pubescence; upper surface with five blackish spots, two fore ones small, transverse, approximating, two behind larger, transverse and somewhat distant, a small one in the middle behind; two incurved ridges on the thorax, not extending to the fore or hind margins. Elytra with the sides parallel, the back somewhat depressed, each elytron truncated at the tip; of a black colour with silky grey pubescence and bristly hairs arranged in lines; two blacker streaks at the base, and the side margin at base also of a clearer black; under side of abdomen covered with silky pubescence. Legs slightly clavate.

Length  $4\frac{1}{4}$  lines.

*Hab.* Brazil.

This species at first sight has a considerable resemblance to species of *Listroptera*, such as *L. collaris*.

## 51. ŒME.

Œme, *Newman, Entom.* p. 8.

Sclerocerus, *Dej. Cat.* p. 353.

*Leconte, Journ. Acad. Nat. Sc. Phil.* n. s. ii. 20.

## 1. ŒME INDECORA.

B.M.

Œme indecora, *Newman, Entom.* p. 8.

Stenocorus linearis, *Harris, Hartf. Tr.* p. 85.

Sclerocerus linearis, *Leconte, Journ. Acad. Nat. Sc. Phil.* n. s. ii. 20.

Sclerocerus muticus, *Dej. Cat.* p. 353.

Sclerocerus aspericornis, *Dej.* (olim) ♂.

*Hab.* U. States (Florida; New York) (Ent. Club).

## 52. CHION.

Chion, *Newman, Entom.* p. 23.

Stenocorus, p., *Fabr.*

Cerasphorus, p., *Serv. Ann. Soc. Ent. Fr.* iii. 11.

## 1. CHION RUSTICUS.

B.M.

Chion rusticus, *Newman, Entom.* p. 23.

*Leconte, Journ. Acad. Nat. Sc. Phil.* n. s. ii. 12.

Stenocorus rusticus, *Fabr. S. El.* ii. 311.

Cerambyx rusticus, *Oliv.* iv. 41. t. 2. f. 16.

Cerambyx ruricola, *Gmel. Syst. Nat.* iv. 1860.

Var. Stenocorus garganicus, *Fabr. S. El.* ii. 305.

Cerambyx garganicus, *Oliv.* t. 15. f. 105.

Cerambyx cinctus, *Drury, Ill.* i. pl. 37. f. 6.

Cerambyx balteatus, *Degeer, Mem.* v. 111. t. 14. f. 3.

Chion garganicus, *Newman, Entom.* p. 23.

Cerasphorus garganicus, *Serv. Ann. Soc. Ent. Fr.* iii. 11.

*Hab.* N. America (Ent. Club).

## 53. MALLOCERA.

Mallocera, *Serv. Ann. Soc. Ent. Fr.* ii. 567.

## 1. MALLOCERA GLAUCA.

B.M.

Mallocera glauca, *Serv. Ann. Soc. Ent. Fr.* ii. 567.

Mallocera sericata, *Newman, Zool.* p. 5.

*Hab.* Brazil.

## 2. MALLOCERA OPULENTA.

B.M.

*Mallocera opulenta*, Newman, *Entom.* p. 94.

*Hab.* Brazil.

## 3. MALLOCERA SORDIDA.

*Mallocera sordida*, *Erichs. Arch.* 1847, p. 140.

*Hab.* Peru.

## 4. MALLOCERA CONSPICILLATA.

*Mallocera conspicillata*, *Erichs. Arch.* 1847, p. 141.

*Hab.* Peru.

## 5. MALLOCERA PILIFERA.

*Mallocera pilifera*, *Erichs. Arch.* 1847, p. 141.

*Hab.* Peru.

## 6. MALLOCERA SIMPLEX, n. s.

B.M.

*M. fusca*, punctata sericeo-undulata, thoracis lateribus unispinosis dorso verrucis quinque; elytris, certo situ visis fasciâ transversâ post mediam fuscâ; antennarum articulis tertio et quarto breviter spinosis, quinto mutico.

Brown, punctured, head and thorax with silky pubescence, the latter spined in the middle on each side; the back with five tubercles, four of them arranged in a square and one placed in the middle. Elytra brown, punctured, with a greyish bristle in each puncture, with a yellowish grey silky pubescence, undulating in different lights; in some lights there seems to be a transverse brown band beyond the middle. Antennæ with third and fourth joints shortly spined at the tip. Legs brown, with many scattered greyish hairs.

Length  $6\frac{1}{2}$  lines.

*Hab.* Brazil.

## 7. MALLOCERA LATERALIS, n. s.

B.M.

*M. thorace elongato*, lateribus muticis, antice et postice subconstricto; elytris apice sericatis, medio lateribus rufescentibus, basi, sutura, parteque post apicem nigro-fuscis, sericeo-undulatis: antennis extus ciliatis, articulo basali rufo, articulis 3<sup>to</sup>, 4<sup>to</sup> et 5<sup>to</sup> apice spinosis; femoribus rufescentibus apice, tibiis tarsisque subnigris, pilis cinereis sparsis.

Head blackish, with grey, scarcely silky hairs. Antennæ with the basal joint rufous, the other joints blackish brown, ciliated on the outside. Thorax elongated, sides without spine or tubercle in the middle, somewhat constricted both in front and

behind; blackish with several grey, scarcely silky hairs. Elytra with a large spot on the apex covered with greyish silky hairs; the sides at the middle reddish, the base, suture and middle of elytra dusky brown, undulated with grey pubescence. Femora rufous, blackish at the tip, those of the hind and middle pairs of legs spined at the end on the outside, tibiæ and tarsi blackish with cinereous hairs; under side somewhat ferruginous with cinereous pubescence.

Length from  $5\frac{1}{2}$  to 7 lines.

*Hab.* Brazil.

This species and the *M. undulans* have much the appearance of species of the genus *Ibidion*.

#### 8. MALLOCERA UNDULANS, n. s.

B.M.

*M. glaucescens*, thorace elongato antice et postice substrangulato, lateribus rotundatis; clytris tomento glauco sericeo denso tectis, apice, basi et maculâ medianâ subhastatâ lucidioribus; femoribus rufescentibus apice unispinosis (anterioribus simplicibus), tibiis subnigris, pilis cinerascentibus.

Head covered with a dense ash-coloured silky pubescence. Antennæ somewhat ferruginous, covered with ash-coloured hairs, third, fourth and fifth joints spined on the outside at the end. Thorax longer than wide, in front and behind somewhat strangulated, sides in the middle rounded, without tubercle or spine. Elytra with a long spine at the tip of each, covered with a dense silky ashy pubescence, clearest at the base, tip and the middle, where there is a somewhat spear-shaped mark; under side of abdomen covered with silken pubescence, when this is removed the surface beneath is reddish. Femora ferruginous, darker at the tip; tips of two hind pairs furnished with a spine; tibiæ and tarsi blackish, with ash-coloured hairs.

Length from  $8\frac{1}{2}$  to 9 lines.

*Hab.* Brazil.

#### 9. MALLOCERA EBURIOIDES, n. s.

B.M.

*M. pallida hirtula*, capite thoraceque subferrugineis, clytris singulis lineis tribus eburneis elevatis, unâ basali, duabus medianis, exteriore plus duplo longiore et curvatâ; femoribus pedum quatuor posticorum apice intus spinigeris.

Pale yellow, head and thorax ferruginous; thorax with a slight spine on the side behind the middle and two slight tubercles on the back before the middle; thorax somewhat transversely striated, with a polished smooth space in the middle; elytra punctured, somewhat hairy, with three ivory-like lines, one (the shortest) at the base, two about the middle, the outer rather

more than twice the length of the inner and gradually curved, the curve being directed towards the lateral margin; spine at the end of the elytra black; femora of middle and hind legs with a black spine at the tip on the inner side.

Length  $4\frac{1}{2}$  lines.

*Hab.* —?

10. MALLOCERA VIRGATA.

B.M.

*Mallocera virgata*, *Chevr. Coll.*

*Hab.* Venezuela.

54. MALACOPTERUS.

*Malacopterus*, *Serv. Ann. Soc. Ent. Fr.* ii. 565.

*Cerambyx* (*Stenocorus*), p., *Germ.*

1. MALACOPTERUS PAVIDUS.

B.M.

*Cerambyx* (*Stenocorus*) *pavidus*, *Germ. Ins. Spec. Nov.* p. 506.

*Malacopterus pavidus*, *Serville, Ann. Soc. Ent. Fr.* ii. 565.

*Malacopterus rotundipennis*, *Dej. Cat.* p. 351.

*Hab.* Brazil.

2. MALACOPTERUS LINEATUS.

B.M.

*Malacopterus lineatus*, *Guér. Icon. R. A.* (texte) iii. 222.

*Malacopterus Lebasii*, *Buquet.*

*Malacopterus insolitus*, *Chevr.*

*Hab.* Columbia (Coll. Goudot).

3. MALACOPTERUS MEXICANUS.

B.M.

*Malacopterus Mexicanus*, *Dej. Cat.* p. 351. *Chevr. Coll.*

*Malacopterus scutellaris*, *Chevr.* (olim).

*Hab.* Mexico.

4. MALACOPTERUS FLAVO-SIGNATUS, n. s. Pl. III. f. 6. B.M.

*M. pallide ochraceus*, thorace maculis duabus nigris, unâ anticâ aliâ posticâ, elytris singulis apice bispinis, maculis linearibus tribus læte flavis, maculâ posticâ longissimâ.

Pale ochre. Thorax with two black spots, one placed before the other, the anterior close to the front margin, the posterior close to the hind margin. Elytra with two spines at the end of each; behind the shoulder and between it and the middle are two pale yellow spots joined at the base and tapering at the tip, the outermost is close to the lateral margin; behind these, but nearer the suture, is a linear pale yellow spot, much longer than either of the other two and somewhat thicker at the tip than at

the base ; these spots are more or less completely margined with brown ; the elytra are punctured, and have two paler-coloured costæ down the middle. Antennæ thickly ciliated on the outside, joints long and, excepting the basal, not much thickened. Legs pale, much compressed, knees brownish.

Length 13 lines.

*Hab.* Brazil (Coll. Plant.).

### 55. OPHRYOPS.

Ophryops, *White, Zool. Ereb. & Terror, Insects*, p. 19.

#### 1. OPHRYOPS PALLIDUS.

B.M.

Ophryops pallidus, *White, Zool. Ereb. & Terror*, p. 19. t. 4. f. 8.

*Hab.* New Zealand (Port Nicholson).

### 56. PHORACANTHA\*.

Phoracantha, *Newman, Ann. Nat. Hist.* v. 17.

Malloecera, p., *Dej. Cat.* p. 352.

Stenocorus, p., *Fabr.*

Stenochorus, *Hope, Trans. Zool. Soc.* i. iii.

Callirhoë, *Newm. Entom.* p. 3.

Coptocercus, *Hope, Trans. Zool. Soc.* iii. 195.

#### 1. PHORACANTHA HAMATA.

B.M.

Phoracantha hamata, *Newman, Entom.* p. 3.

*Hab.* Australia (Sydney) (Ent. Club).

#### 2. PHORACANTHA GIGAS.

Stenochorus gigas, *Hope, Trans. Zool. Soc.* iii. 190. t. 12. f. 5.

*Hab.* Australia (interior).

#### 3. PHORACANTHA LATA.

Stenochorus latus, *Hope, Trans. Zool. Soc.* iii. 190.

*Hab.* Australia (Swan River).

#### 4. PHORACANTHA LONGIPENNIS.

Stenochorus longipennis, *Hope, Trans. Zool. Soc.* iii. 190.

*Hab.* Van Diemen's Land.

\* The Rev. F. W. Hope makes a family "Stenochoridæ" with this and the genera *Malloecera*, *Cordylomera*, *Elaphidion*, *Achryson*, *Chlorida*, *Eburia* and *Uracanthus*. See *Trans. Zool. Soc.* i. 106 & iii. 187.

5. PHORACANTHA TRICUSPIS. B.M.  
 Phoracantha tricuspis, *Newman, Entom.* p. 3.  
 Var. Phoracantha gigas, *White MSS. Angas, South Australia Illustrated*, pl. 50. f. 21.  
*Hab.* Australia (Sydney) (Ent. Club).
6. PHORACANTHA SYNONYMA. B.M.  
 Phoracantha synonyma, *Newman, Ann. Nat. Hist.* v. 17.  
 Stenocorus punctatus, *Kirby, Linn. Trans.* xii. 470.  
*Hab.* Australia.
7. PHORACANTHA TENEBROSA. B.M.  
 Phoracantha tenebrosa, *Newman, Ann. Nat. Hist.* v. 17.  
 Stenocorus obscurus, *Donov. Ins. N. Holl.* (not *Fabr.*).  
 Stenochorus obscurus, *Hope, Trans. Zool. Soc.* iii. 191.  
*Hab.* Australia (Ent. Club).
8. PHORACANTHA MITCHELLI.  
 Stenochorus Mitchelli, *Hope, Trans. Zool. Soc.* iii. 191. t. 12. f. 8.  
*Hab.* Australia.
9. PHORACANTHA SEMIPUNCTATA. B.M.  
 Stenocorus semipunctatus, *Fabr. S. El.* ii. 306.  
*Donov. Ins. N. Holl.*  
 Cerambyx semipunctatus, *Oliv. Col.* iv. 67. t. 2. f. 19.  
*Hab.* Australia.
10. PHORACANTHA QUINARIA. B.M.  
 Phoracantha quinaria, *Newman, Entom.* p. 3.  
*Hab.* Australia (Adelaide) (Ent. Club).
11. PHORACANTHA RECURVA. B.M.  
 Phoracantha recurva, *Newm. Ent.* p. 4.  
 Stenocorus semipunctatus, *Boisd. Faune de l'Océanie*, i. 476 (not *Fabr.*).  
 Stenochorus semipunctatus, *Hope, Trans. Zool. Soc.*  
*Hab.* Australia (Ent. Club).
12. PHORACANTHA UNDULATA.  
 Stenochorus undulatus, *Hope, Trans. Zool. Soc.* iii. 192.  
*Hab.* Australia (Swan River).
13. PHORACANTHA ASSIMILIS.  
 Stenochorus assimilis, *Hope, Trans. Zool. Soc.* iii. 193.  
*Hab.* Van Diemen's Land.

## 14. PHORACANTHA ACANTHOCERUS.

*Stenochorus acanthocerus*, *Macleay, Hope, Trans. Zool. Soc.* iii. 193.

*Hab.* Australia.

## 15. PHORACANTHA TRIMACULATA.

B.M.

*Stenochorus trimaculatus*, *Hope, Trans. Zool. Soc.* iii. 191. t. 12. f. 9.

*Hab.* Australia (Swan River).

## 16. PHORACANTHA ALLAPSA.

B.M.

*Phoracantha allapsa*, *Newm. Ent.* p. 4.

*Hombr. & Jacquinot, Voy. Pole Sud*, pl. 16. f. 3.

*Hab.* V. D. Land and South Australia.

## 17. PHORACANTHA RUBRIPES.

B.M.

*Stenochorus rubripes*, *Boisd. Faune de l'Océanie*, ii. 477.

*Hope, Trans. Zool. Soc.* iii. 194. t. 12. f. 4.

*Phoracantha rubripes*, *Newm. Entom.*

*Stenochorus undulatus*, *Hope (olim), Trans. Zool. Soc. l. c.*

*Hab.* Australia.

## 18. PHORACANTHA ROEL.

B.M.

*Stenochorus Roeli*, *Hope, Trans. Zool. Soc.* iii. 194.

*P. allapsa*, var. ?

*Hab.* Australia (Swan River).

## 19. PHORACANTHA ABERRANS.

B.M.

*Phoracantha aberrans*, *Newman, Entom.* p. 4.

*Hab.* Australia.

## 20. PHORACANTHA SENIO.

B.M.

*Phoracantha senio*, *Newman, Entom.* p. 4.

*Hab.* Australia (Sydney, Adelaide) (Ent. Club).

## 21. PHORACANTHA BIGUTTATA.

B.M.

*Stenocorus biguttatus*, *Donov. Ins. N. Holl.*

*Malloecera biguttata*, *Dej. Cat.* p. 352.

*Malloecera tessellata*, *Latr. Dej. Cat.* p. 352.

*Phoracantha (Callirhoë) biguttata*, *Newman, Entom.* p. 3.

*Coptocercus biguttatus*, *Hope, Trans. Zool. Soc.* iii. 195.

Var. ? *Coptocercus sexmaculatus*, *Hope, Trans. Zool. Soc.* iii. 195.

*Hab.* Australia (Ent. Club).



## 22. PHORACANTHA UNIFASCIATA. B.M.

*Coptocercus unifasciatus*, *Hope, Trans. Zool. Soc.* iii. 195. t. 12. f. 6.

*Phoracantha parva*, *Newman*.

*Hab.* Australia.

## 23. PHORACANTHA TUNICATA.

*Stenochorus tunicatus*, *Macleay, Hope, Trans. Zool. Soc.* iii. 194. *Hab.* Australia.

## 24. PHORACANTHA DORSALIS. B.M.

*Stenocorus dorsalis*, *Macleay, App. King's Survey*, ii. 451.

*Stenochorus dorsalis*, *Macleay, Hope, Trans. Zool. Soc.* iii. 193.

*Phoracantha dorsalis*, *Newm. Entom.* p. 3.

*White, Zool. Ereb. & Terror*, p. 19.

Var. *Mallocera elongata*, *Dej. Cat.* p. 352.

*Lap. An. Art.* ii. 421.

*Stenochorus uniguttatus*, *Hope, Trans. Zool. Soc.* iii. 193. t. 12. f. 7.

*Stenochorus rhombifer*, *Hope, Trans. Zool. Soc.* iii. 194.

*Hab.* Australia; New Zealand.

## 57. PHLYCTENODES.

*Phlyctænodes*, *Newman, Ann. Nat. Hist.* v. 20 (1840).

*Trachelorachys*, *Hope, Proc. Ent. Soc.* 1840; *Trans. Zool. Soc.* iii. 106.

*Phoracantha*, p., *Hombr. & Jacq.*

## 1. PHLYCTÆNODES PUSTULOSA. B.M.

*Phlyctænodes pustulosa*, *Newman, Ann. Nat. Hist.* v. 20.

*Trachelorachys funicolor*, *Hope, Proc. Zool. Soc.* 1840; *Trans. Zool. Soc.* iii. 196.

*Phoracantha fuscescens*, *Hombr. & Jacq. Voy. Pole Sud*, pl. 16. f. 4.

*Hab.* Van Diemen's Land.

## 2. PHLYCTÆNODES PUSTULATA. B.M.

*Trachelorachys pustulatus*, *Hope, Proc. Zool. Soc.* 1840; *Trans. Zool. Soc.* iii. 196.

*Hab.* Australia (Richmond River).

## 3. PHLYCTÆNODES? STRIGIPENNIS. B.M.

*Cerambyx strigipennis*, *Westw. Arc. Ent.* ii. t. 56. f. 6.

*Cerambyx* (*Phlyctænodes*?) *strigipennis*, *White, Zool. Ereb. & Terror*, p. 19.

*Hab.* New Zealand.

## 58. TRICHEOPS.

*Tricheops*, *Newman, Ent. Mag.* v. 171.

## 1. TRICHEOPS EPHIPPIGER. B.M.

*Tricheops ephippiger*, *Newman, Ent. Mag.* v. 171.

*Hab.* Australia (*Ent. Club*).

## 59. XYSTROCERA.

*Xystrocera*, *Serv. Ann. Soc. Ent. Fr.* iii. 69.

*Cerambyx*, p., *Oliv.*

## 1. XYSTROCERA GLOBOSA. B.M.

*Cerambyx globosus*, *Oliv. Col.* iv. 27. t. 12. f. 81.

*Xystrocera globosa*, *Serv. Ann. Soc. Ent. Fr.* iii. 70.

*Coquerel, Ann. Soc. Ent. Fr.* 1848, p. 180. pl. 7. (iv.) f. 1-2  
(larva & nymph).

*Hab.* Batavia; Philippine Islands (*Coll. Cuming*).

## 2. XYSTROCERA MARGINALIS. B.M.

*Callidium marginale*, *Goldfuss, En. Eleuth.* p. 44. t. f. 8.

*Hab.* S. Africa.

## 3. XYSTROCERA FESTIVA. B.M.

*Xystrocera festiva*, *Dej. Cat.* p. 353.

*Xystrocera lateralis*, *Klug.*

*Hab.* Java (*J. Wilson, Esq.*).

## 4. XYSTROCERA VIRESCENS. B.M.

*Xystrocera virescens*, *Newman, Ann. Nat. Hist.* v. 19.

*Hab.* Australia (*Ent. Club*).

## 5. XYSTROCERA AUSTRALASIÆ.

*Xystrocera Australasiæ*, *Hope, Proc. Ent. Soc.* 1841, p. 49.

*Hab.* Australia (*Port Essington*).

6. *XYSTROCERA NIGRITA*.

*Xystrocera nigrita*, *Dej. Cat.* p. 353.

*Serv. Ann. Soc. Ent. Fr.* iii. 70.

*Hab.* Senegal.

7. *XYSTROCERA SENEGALENSIS*.

*Xystrocera Senegalensis*, *Klug, Erman, Verz.* p. 44.

*Laporte, An. Art.* ii. 427 (1840).

*Hab.* Senegal.

60. *TEMNOPSIS*.

*Temnopsis*, *Serv. Ann. Soc. Ent. Fr.* iii. 90.

*Cerambyx* (*Stenocorus*), p., *Germ.*

1. *TEMNOPSIS MEGACEPHALUS*.

B.M.

*Cerambyx* (*Stenocorus*) *megacephalus*, *Germ. Ins. Spec. Nov.*  
p. 509.

*Temnopsis tæniatus*, *Serv. Ann. Soc. Ent. Fr.* iii. 91.

*Temnopsis tæniata*, *Dej. Cat.* p. 353.

*Hab.* Brazil.

61. *OPLATOCERA*, n. g.

Head with strong, short, wide mandibles not toothed on the inner edge, the base elevated and covered with hairs. Eyes with the margin behind straight. Antennæ with the basal joint thick, the third joint much longer than the fourth, the others gradually diminishing in length to the end, the third, fourth, fifth, sixth and seventh joints armed with a few short spines on the outer margin; the spines are at right angles with the joints. Thorax wider than long, sides bulging, somewhat depressed above. Legs simple, femora slightly compressed.

1. *OPLATOCERA CALLIDIOIDES*, n. s. Pl. III. f. 7. B.M.

*O. cinnamomeo-fusca*, thorace villosa, elytris singulis apice oblique sectis maculis tribus nigro-fuscis, duabus ante et aliâ majore post mediam partem elytri.

Cinnamon-brown, elytra each with three blackish brown spots, one below the shoulder, the second in an oblique line from it towards the suture; these two spots are small and situated before the middle of the elytron; beyond the middle there is a much larger oblique spot or band of the same colour; the outer edge of elytra is margined with brown. Antennæ with the basal

joint covered with small warts and short hairs, the joints from the third to the seventh have each a few spines chiefly confined to the inner edge, the surface of most of these joints is more or less closely striated and punctured across; the thorax is depressed and slightly undulated above, and covered with longish yellowish brown hairs; the mesothorax is covered closely with yellowish brown shining hairs.

Length  $22\frac{1}{2}$  lines.

*Hab.* N. India. Presented by Dr. Wallich.

## 62. PÆCILODERMA.

Pæciloderma, *Dej. Cat.* p. 356.

Callidium, p., *Fabr.*

Clytus, p., *Fabr.*

### 1. PÆCILODERMA SEXFASCIATUM.

B.M.

Callidium sexfasciatum, *Fabr. Ent. Syst.* i. 2. p. 336.

Clytus sexfasciatus, *Fabr. S. El.* ii. 351.

*Hab.* Jamaica (Coll. Gosse).

### 2. PÆCILODERMA LEPTUROIDES.

B.M.

Pæciloderma Lepturoides, *Latr. Dej. Cat.* p. 356.

Colobothea multiguttata, *Sturm, Cat.*

*Hab.* St. Domingo.

### 3. PÆCILODERMA LINEOLATUM, n. s.

B.M.

*P. aterrimum*, capite thoraceque miniaceis, elytris parallelis albolineatis.

Head and thorax above and beneath of a vermilion-red, the latter with scattered punctures. Elytra deep black, with scattered black hairs and punctures, each furnished with a line of short white hairs, parallel to the suture and much nearer it than the lateral margin. Antennæ and legs black; abdomen beneath sometimes vermilion, sometimes of a blackish brown.

Length from 3 to  $3\frac{3}{4}$  lines.

*Hab.* Jamaica (Coll. Gosse).

### 4. PÆCILODERMA BASALE, n. s.

B.M.

*P. capite*, antennis pedibusque nigris, thorace, maculâ elytrorum basali, et corpore subtus miniaceis; elytris cærulescenti seu virescenti nigris.

Head black, punctured; antennæ black, third to seventh joints

spined at the end. Thorax vermilion-red, punctured with five not very distinct tubercles on its back, the two posterior most distant. Elytra with a largish triangular red spot at the base not including the shoulder, rather thickly punctured, some specimens bluish black, others black with a dark green hue, with many greyish-coloured bristles. Under side of body vermilion; legs black.

Length from 4 to 6 lines.

*Hab.* Jamaica (Coll. Gosse).

#### 5. PŒCILODERMA TERMINALE, n. s.

B.M.

*P. aurantiacum*, elytris postice subdilatis et purpureo-chalybeo-nigris, singulis apice bispinis, supra costâ medianâ elevatâ, antennis pedibusque nigris, femoribus basi aurantiacis.

Head and thorax covered with very minute punctures, of a shining orange; mandibles brownish at the tip. Elytra for two-thirds of their length orange, tip of a purplish-steel black, with two spines, one sutural; a distinct costa down the middle of each elytron not extending to the tip, the surface has the appearance of being granular. Antennæ and legs black, femora at the base orange.

Length from  $3\frac{1}{2}$  to 5 lines.

*Hab.* Jamaica (Coll. Gosse).

### 63. PHŒNICOCERUS.

*Phœnicocerus*, *Latr. R. A.* v.

*Serv. Ann. Soc. Ent. Fr.* iii. 28.

*Psygmatocherus*, *Perty, Isis*, 1828, p. 737.

#### 1. PHŒNICOCERUS DEJEANII.

B.M.

*Phœnicocerus Dejeanii*, *Latr. Serv. Ann. Soc. Ent. Fr.* iii. 29.

*Phœnicocerus Latreillei*, *Dej. Cat.* (olim).

*Psygmatocherus Wagleri*, *Perty, Del. An. Art.* p. 88. t. 17. f. 9.

*Phœnicocerus rotundicollis*, *Dup. Serv. Ann. Soc. Ent. Fr.* iii. 29. ♀.

*Prionus suturalis*, *Kollar in Perty*, p. 88. t. 17. antenn. ♀.

*Hab.* Brazil.

### 64. PLATYARTHON.

*Platyarthron*, *Dej. Guér. Icon. R. A.* (texte) iii. 230.

*Ammatocera*, *Chevr.* (olim).

## i. PLATYARTHON BILINEATUM.

B.M.

*Platyarthron bilineatum*, *Dej. Guér. Icon. R. A.* (texte) iii. 230.

*Platyarthron laticorne*, *Dup.*

*Ammatocera curvilineata*, *Chevr.* (olim).

*Hab.* Mexico.

## 65. URAGUS.

*Uragus*, *Guér. Icon. R. A.* (texte) iii. 230.

## 1. URAGUS HAMATICOLLIS.

*Uragus hamaticollis*, *Guér. Icon. R. A.* (texte) iii. 231.

*Hab.* Patagonia.

## 66. PACHYLOCERUS.

*Pachylocerus*, *Hope, Trans. Ent. Soc.* i. 19.

*Cerambyx*, p., *Oliv.*

## 1. PACHYLOCERUS CORALLINUS.

B.M.

*Pachylocerus corallinus*, *Hope, Trans. Ent. Soc.* i. 19. pl. 2. f. 5.

*Hab.* E. Indies.

## 2. PACHYLOCERUS CRASSICORNIS.

*Cerambyx crassicornis*, *Oliv. Col.* iv. 51. pl. 20. f. 150.

*Schœnh. Syn.* i. 3. p. 362.

*Hab.* —? (Oliv.) Senegal (Schœnh.).

## 3. PACHYLOCERUS PILOSUS.

*Pachylocerus pilosus*, *Buq. Guér. Icon. R. A.* (texte) iii. 230.

*Hab.* Java.

## 67. PLOCÆDERUS.

*Plocæderus*, *Dej. Cat.* p. 347.

*Hamaticherus*, p., *Serv.*

*Cerambyx*, p., *L.*

## 1. PLOCÆDERUS BELLATOR.

*Hamaticherus Bellator*, *Serv. Ann. Soc. Ent. Fr.* iii. 15.

*Plocæderus Bellator*, *Dej. Cat.* p. 347.

*Hab.* Cayenne.

## 2. PLOCÆDERUS PLICATUS.

B.M.

*Cerambyx plicatus*, *Oliv. Col.* iv. pl. 18. f. 136.

*Cerambyx rufipennis*, *Gory, Guér. Icon. R. A.* pl. 44. f. 1.

*Hamaticherus plicatus*, *Serv. Ann. Soc. Ent. Fr.* iii. 16.

*Hab.* Brazil.

## 3. PLOCÆDERUS BATUS.

B.M.

Cerambyx Batus, *L. Syst. Nat.* ii. 625.*Oliv. Col.* iv. 10. t. 5. f. 32.Cerambyx datus, *L. Mus. Lud. Utr. Reg.* p. 69.Hamaticherus Batus, *Serv. Ann. Soc. Ent. Fr.* iii. 16.Plocæderus militaris, *Dej. Cat.* p. 347.*Hab.* Brazil.

## 4. PLOCÆDERUS PATRUELIS.

B.M.

Plocæderus Patruelis, *Dej. Cat.* p. 347. *Cherr. Coll.**Hab.* S. America.

## 5. PLOCÆDERUS CARTHAGENÆ.

B.M.

Plocæderus Carthagenæ, *Guér. MSS.**Hab.* Columbia (Coll. Goudot).

## 68. HAMMATICHERUS.

Hammaticherus, *Meg. Dej. Cat.* p. 347.Hammaticherus, *Steph. Brit. Ent.* iii. 228.*Serv. Ann. Soc. Ent. Fr.* iii. 15.Pachydissus, p., *Newm. Ent. Mag.* v.Cerambyx, p., *L.*

## 1. HAMMATICHERUS VIRIDIPENNIS.

B.M.

H. nigro-fuscus, elytris latiusculis æneo-virescentibus, antennis pedibusque ferrugineis, thorace transversim undulato-strigato literâ W supra inscriptâ.

H. viridipennis, *Hope? Ann. & Mag. Nat. Hist.* 1843, p. 366.

Of a deep blackish brown, beneath with a slightly greyish pubescence. Thorax spined on the sides in the middle, on the back transversely striated and grooved, the striæ waved; four short inscribed lines on the back form the letter W. Scutellum black, somewhat pointed, covered with short hairs. Elytra smooth, shining, of a brassy green hue, truncated at the tip with two slight teeth. Antennæ and legs ferruginous; basal joint of antennæ bent and punctured in front; third and fourth joints cylindrical, thickened at the end; fifth and following joints with the inner edge dilated and pointed triangularly at the tip so as to be considerably serrated.

Length  $11\frac{1}{2}$  lines.

*Hab.* Sierra Leone (Rev. D. F. Morgan).

## 2. HAMMATICHERUS PILOSICOLLIS.

*Hamaticherus pilosicollis*, *Hope, Ann. & Mag. Nat. Hist.* 1843, p. 367.

*Hab.* W. Africa (Palmas).

## 3. HAMMATICHERUS GLABRICOLLIS.

*Hamaticherus glabricollis*, *Hope, Ann. & Mag. Nat. Hist.* 1843, p. 367.

*Hab.* W. Africa (Palmas).

## 4. HAMMATICHERUS CYANIPENNIS.

B.M.

*Hammaticherus cyanipennis*, *Dej. Cat.* p. 347. *Chevr. Coll.*

*Hab.* W. Africa; Port Natal.

## 5. HAMMATICHERUS PUBIPENNIS, n. s.

B.M.

*H. fusco-ferrugineus*, elytris latiusculis apice truncatis, sub-bidentatis, supra pube curtulâ flavo-cinereâ indutis; thorace transversim rugoso exsculpto, antennis pedibusque ferrugineis.

Dark ferruginous brown, elytra truncated at the apex, somewhat bidentate, covered above with a very short yellowish grey pubescence. Thorax transversely rugose and undulated. Antennæ and legs ferruginous; third to tenth joints of antennæ produced on the inside at the end into a broad triangular spine; basal joint curved and dotted in front; under side covered with a yellowish grey pubescence, the hairs on the breast and mesothorax longest.

Length  $11\frac{1}{2}$  lines.

*Hab.* W. Africa.

## 6. HAMMATICHERUS FULVICORNIS.

B.M.

*Cerambyx fulvicornis*, *Guér. Icon. R. A.* (texte) iii. 227.

*Hammaticherus corpulentus*, *Eschsch. Dej. Cat.* p. 347.

*Hammaticherus ruficornis*, *Newm. Entom.* p. 245.

*Hab.* Philippine Islands (Coll. Cuming).

## 7. HAMMATICHERUS DENTICORNIS.

B.M.

*Cerambyx denticornis*, *Fabr. S. El.* ii. 271.

*Hammaticherus juvenis*, *Dej. Cat.* (olim).

*Hab.* W. Africa (Sierra Leone).

## 8. HAMMATICHERUS FUCATUS.

B.M.

*Hammaticherus fucatus*, *Dej. Cat.* p. 347. *Chevr. Coll.*

*Hab.* W. Africa.



## 9. HAMMATICHERUS PEDESTRIS, n. s. B.M.

*H. fusco-niger*, elytris pilis curtulis indutis, vix pubescentibus, subangustis, apice truncatis, sub-bidentatis; antennis pedibusque ferrugineis, antennarum articulo basali vix incrassato, tertio apice haud dilatato, articulis quarto-decimo apice interne subdilatatis.

Brownish black, elytra rather narrow, covered with shortish yellowish grey hairs, scarcely pubescent, tips truncated, slightly bidentate. Antennæ and legs ferruginous, legs rather long and stout. Thorax transversely rugose and grooved. Antennæ with the basal joint bent, scarcely thickened; third joint cylindrical, slightly thickened at the tip; fourth to tenth joints at the tip somewhat dilated on the inside.

Length 12 lines.

*Hab.* N. India.

## 10. HAMMATICHERUS HUMERALIS, n. s. B.M.

*H. ferrugineus*, humeris subnigris, apice truncatis sub-bidentatis, thorace transversim striato; antennarum articulo tertio apice haud dilatato, articulis quarto-decimo apice dilatatis.

Ferruginous, the shoulders blackish. Thorax above covered with transverse undulating grooves. Elytra closely punctured and with short greyish hairs. Antennæ with the third joint not dilated at the tip; the fourth to the tenth joints dilated at the tips on the inside. Under side ferruginous, covered with greyish hairs.

Length 10 lines.

*Hab.* N. India.

## 11. HAMMATICHERUS OBESUS. B.M.

*Hammaticherus obesus*, *Dup. Dej. Cat.* p. 347. *Chevr. Coll.*

*Hab.* E. Indies.

## 12. HAMMATICHERUS NITIDUS, n. s. B.M.

*H. ferrugineus*, capite, thoraceque saturatoribus, capite nudiusculo inter antennis et oculos lineâ elevatâ; thoracis spinis lateralibus subrecurvis; elytris ferrugineis.

Allied to *H. obesus*, with which it agrees in size and look: the antennæ joints are thinner and more slender in the male, and are not black at the tips; the elytra are ferruginous, with a very slight pubescence scarcely tinging the ferruginous, whereas in the *H. obesus* the elytra are thickly clothed with a brownish grey pubescence which quite invests them.

Length 14 to 15 lines.

*Hab.* Ceylon (Coll. Thwaites).

## 13. HAMMATICHERUS PARIS. B.M.

Cerambyx Paris, *Wied. Germ. Mag.* iv. 167.

Cerambyx Brama, *Newman, Ent. Mag.* v. 493.

Hammaticherus Paris, *Dej. Cat.* p. 347.

*Hab.* Bengal.

## 14. HAMMATICHERUS INDUTUS. B.M.

Hammaticherus indutus, *Newman, Entom.* p. 245.

*Hab.* Philippine Islands (Coll. Cuming).

## 15. HAMMATICHERUS NATALENSIS, n. s. B.M.

H. umbrinus, thorace lateribus inermibus, dorso transversim strigato, elytris pube sericeâ luteo-fuscâ tectis, suturâ spinigerâ, apice intus obliquis; pedibus, tibiis præsertim, compressis et longitudinaliter subsulcatis.

Head with a longitudinal grooved line between the eyes; on each side near the eye there is a slight tubercle; back part of the head protuberant, free from hairs, scabrous with small distinct warts. Antennæ (male) with the basal joint scabrous from largish irregular excavated points, seventh, eighth and ninth joints sulcated longitudinally, the sixth slightly at the tip, the eleventh joint not so long as the two preceding taken together. Thorax without spine on the sides, back deeply striated across the front striæ, somewhat concentric. Elytra covered with a short yellowish brown silken pubescence, suture produced into a spine, tip obliquely cut off inwards. Legs compressed; femora, but especially the tibiæ, grooved on the outside longitudinally. Allied to *H. indutus*.

Length  $14\frac{1}{2}$  to  $16\frac{1}{2}$  lines.

*Hab.* Port Natal.

## 16. HAMMATICHERUS HOLOSERICÆUS. B.M.

Cerambyx holosericeus, *Fabr. S. El.* ii. 281.

*Oliv. Col.* iv. t. 17. f. 127.

Cerambyx bombycinus, *Eschsch.*

Hammaticherus holosericeus, *Dej. Cat.* p. 347.

*Hab.* Java; China (Hong Kong).

## 17. HAMMATICHERUS AURIFABER, n. s. B.M.

H. fuscus, thorace transversim profunde striato, medio longitudinaliter bisulcato, pilis aureis ornato, elytris pilis cinereo-fuscis velutinis confertissime vestitis, elytris apice bispinosis.

Head with a wide furrow between the eyes, with a transverse groove behind it and one on each side between the furrow and the

antennæ; these depressions are covered with golden-coloured hairs. Antennæ with the fifth, sixth and seventh joints spined at the end, seventh to tenth joints longitudinally hollowed out, the sixth joint slightly at the tip, the eleventh joint just the length of the preceding. Thorax deeply striated across the ridges, rounded and covered with yellowish silky hairs; there are two longitudinal grooves in the middle, verging towards each other in front. Elytra clothed with velvet-like yellowish grey and ashy brown pubescence, and with two spines at the tip. Femora of middle and hind pairs of legs with two whitish spines at the end; tibiæ slender, especially at the base.

Length 15 lines.

*Hab.* Borneo (Coll. Low).

18. HAMMATICHERUS SPINICORNIS.

B.M.

*Hammaticherus spinicornis*, Newman, *Entom.* p. 245.

*Hammaticherus longicollis*, Eschsch. *Dej. Cat.* p. 347.

*Hab.* Philippine Islands (Coll. Cuming).

19. HAMMATICHERUS FULIGINOSUS.

B.M.

*Cerambyx fuliginosus*, Oliv. *Col.* iv. t. 10. f. 64.

*Hab.* E. Indies.

20. HAMMATICHERUS SERICEUS.

B.M.

*Hammaticherus sericeus*, *Dej. Cat.* p. 347. *Chevr. Coll.*

*Hab.* Java.

21. HAMMATICHERUS GRISEUS.

*Cerambyx griseus*, Guér. *Icon. R. A.* (texte) iii. 227.

*Hab.* Senegal.

22. HAMMATICHERUS SERVUS, n. s.

B.M.

*H. fuscus*, pube cinereâ densissime (in elytris diverse sitâ) investitus; oculis postice fere in partes duas divisus; thorace supra subnoduloso, latere tuberculo magno, elytris apice rotundato ad suturam paullo submarginato, suturâ apice subcurvatâ.

Brown, entirely covered with a very close ash-coloured silky down, which lies in different directions on the elytra so as to look like rubbed velvet; the elytra are rounded at the tip, and near the suture are slightly notched; the sutural margin is somewhat curved at the end, so that the elytra could not meet

along their whole length. The notch of the eyes is so great as almost to separate the two portions. The basal joint of the antennæ is slightly curved; antennæ (in female?) not reaching beyond the middle of the elytra. Forehead somewhat hollowed out. Thorax above somewhat nodulose, the sides with a large tubercle.

Length  $22\frac{1}{2}$  lines.

*Hab.* —?

23. HAMMATICHERUS SIMPLEX, n. s.

B.M.

II. fusculus, subsericeus, thorace inermi, supra transversim striato, capite inter oculos et antennas lineâ profunde impressâ; elytris truncatis, spinâ brevi suturali; antennis articulis quinto-decimo intus apice dilatato-triangularibus.

Brown, slightly covered with an ashy brown pubescence; a deep impressed line down the front of the head between the eyes and the antennæ. Antennæ with the joints from the fifth to the tenth dilated triangularly at the tip on the inner side. Thorax contracted in front all round, above transversely striated, and with a slight oblique line on each side of the back. Elytra at the end transversely truncated with a short sutural spine.

Length 10 lines.

*Hab.* W. Africa.

24. HAMMATICHERUS SCABRICOLLIS.

B.M.

*Hammaticherus scabricollis*, *Chevr. Rev. et Mag. de Zool.* 1852, Sept. p. 417.

*Hab.* N. China (Shanghai) and Hong Kong (J. C. Bowring, Esq.).

25. HAMMATICHERUS MILES.

B.M.

*Cerambyx miles*, *Bonelli, Spec. Ins. Sub.* 26. pl. 5.

*Brullé, Exp. Morée*, p. 252.

*Muls. Col. de France*, p. 31.

*Hammaticherus miles*, *Dej. Cat.* p. 347.

*Lap. An. Art.* ii. 428. pl. 30. f. 5.

*Cerambyx* "militaris, *Bon.*," *Latr. R. A.* v. 116.

*Cerambyx procerus*, *Hoffmansegg*.

*Cerambyx nodicornis*, *Küster, Käf. Eur.* ii. 43.

*Cerambyx nodulosus*, *Germ. Reise Dalm.*

*Cerambyx Friulanus*, *Dahl*.

Var. *Hammaticherus intricatus*, *L. Fairm. Ann. Soc. Ent. Fr.* 1848, p. 167.

*Hab.* S. Europe (Coll. Frivaldsky).

26. HAMMATICHERUS MIRBECKII. B.M.  
 Cerambyx Mirbeckii, *Lucas, Ann. Sc. Nat.* 1842, p. 184; *Algérie*, p. 484. t. 41. f. 3.  
*Hab.* Algeria.
27. HAMMATICHERUS ORIENTALIS.  
 Hammaticherus orientalis, *Küster, Käf. Eur.* ii. 45.  
*Hab.* Asia Minor (Brussa).
28. HAMMATICHERUS CARINATUS.  
 Hammaticherus carinatus, *Küster, Käf. Eur.* ii. 46.  
*Hab.* Dalmatia.
29. HAMMATICHERUS THIRKII.  
 Hammaticherus Thirkii, *Küster, Käf. Eur.* ii. 47.  
*Hab.* Asia Minor (Brussa).
30. HAMMATICHERUS HEROS. B.M.  
 Cerambyx Cerdo var. major, *Linn. Syst. Nat.* ii. 629.  
 Cerambyx Heros, *Scop. Ent. Carn.* p. 51. f. 163.  
*Oliv. Col.* iv. t. 1. f. 1.  
*Pictet, Mem. Genev.* viii. 393 (on stigmata).  
*Steph. Man. Brit. Col.* p. 270.  
*Muls. Col. de France*, p. 30.  
 Cerambyx luguber, *Voet, Col.* iii. t. 5. f. 9.  
 Hammaticherus Heros, *Steph. Brit. Ent.* iii. 228.  
 Var. Hammaticherus audax, *Dahl.*  
*Hab.* Europe.
31. HAMMATICHERUS DUX.  
 Hammaticherus Dux, *Falderm. Nouv. Mem. Soc. Imp. Nat. Mosc.*  
 v. 264. t. 7. f. 5, 6.  
*Hab.* Persia.
32. HAMMATICHERUS VELUTINUS. B.M.  
 Hammaticherus velutinus, *Dej. Cat.* p. 347.  
 Cerambyx velutinus, *Brullé, Exp. Mor.* iii. 252.  
*Lap. An. Art.* ii. 429.  
*Mulsant, Col. de France*, p. 29.  
*Hab.* S. Europe.
33. HAMMATICHERUS CERDO. B.M.  
 Cerambyx Cerdo, *Linn. Syst. Nat.* ii. 629.  
*Oliv. Col.* iv. t. 10. f. 65.  
*Panz. F. I. G.* 82. f. 2.

*Cerambyx cerdo*, *Steph. Man. Brit. Col.* p. 270.

*Mulsant, Col. de Fr.* p. 31.

*Cerambyx Scopoli, Laich, Tyr. Ins.* ii. 8.

*Cerambyx piceus, Fourc. Ent. Par.* p. 74.

Var. *Hammaticherus paludivagus, Lucas, Ann. Sc. Nat.* n. s. xviii. 185 (olim).

*Hab.* Europe; N. Africa.

34. HAMMATICHERUS TATARICUS.

B.M.

*Hammaticherus Tataricus, Gebler; Motch. Bull. Mosc.* 1845, p. 87.

*Cerambyx scapularis, Fischer.*

*Hab.* Siberia.

35. HAMMATICHERUS NERII.

*Cerambyx Nerii, Erichs. Wagn. Alger.* iii. 188. pl. 8.

*Hammaticherus mauritanicus, Buq. Ann. Soc. Ent. Fr.* ix. 395.

*Hab.* Algeria.

36. HAMMATICHERUS SERICUS.

B.M.

*Pachydissus sericus, Newman, Ent. Mag.* v. 494.

*Hab.* Australia (Sydney) (Ent. Club).

37. HAMMATICHERUS (?) AURIPENNIS.

B.M.

*Hammaticherus auripennis, Newman, Entom.* p. 245.

*Hab.* Philippine Islands (Coll. Cuming).

38. HAMMATICHERUS ? SIMULANS, n. s.

B.M.

*H. fuscus*, elytris apice bidentatis, supra luteo-fusco maculatis, thorace antice posticeque transversim striato, medio undulatum rugoso.

This species is marked much like the *Rhytidodera Bowringii*, the spots on the elytra being arranged in five lines, but they are rather thicker and more confluent; the head and thorax have scattered, brownish yellow hairs, the elytra are bidentate at the tip, the sutural tooth being sharp. Legs and under side covered with greyish hairs.

Length 14 lines.

*Hab.* Tenasserim (J. Packman, Esq.).

69. RHYTIDODERA, n. g.

This genus has many of the characters of *Hammaticherus*, but is much more elongated; the eyes behind project over the back

part of the head and are ciliated excepting on the hind margin of the narrow part: the thorax is contracted in front and behind, the central part is rounded, and has from eighteen to nineteen elevated parallel longitudinal ridges. The antennæ on the inside at the tips of each joint are somewhat dilated and rounded. Elytra with the suture slightly produced at the end beyond the obliquely truncated tips.

1. RHYTIDODERA BOWRINGII, n. s. Pl. IV. f. 1. B.M.

*R. fusca*, elytris singulis plurimis maculis ochraceis lineatim ordinatis, corpore subtus pedibusque pilis cinereis tectis.

Head above the labrum punctured, between the antennæ ridged and hairy; behind the eyes roughly punctured, the punctures running together. The thorax in front and behind transversely ridged, between these ridges and the numerous longitudinal ridges of the middle portion are several scattered yellowish hairs. Scutellum covered closely with yellowish hairs. Elytra closely punctured, the punctures often running together, and with many scattered greyish yellow hairs and linear spots of yellowish hair arranged in five longitudinal lines, the spots near the base often wanting, and from the middle to the tip arranged as it were in four transverse bands. Antennæ covered with a close brownish pubescence: under side of body and legs covered with adpressed grey hairs.

Length 13 lines.

*Hab.* China (Hong Kong) (J. C. Bowring, Esq.).

70. TRIRACHYS.

*Trirachys*, Hope, *Proc. Ent. Soc.* 1841, p. 61; *Trans. Ent. Soc.* iv. 11.

1. TRIRACHYS ORIENTALIS.

*Trirachys orientalis*, Hope, *Proc. Ent. Soc.* 1841, p. 61; *Trans. Ent. Soc.* iv. 11.

*Hab.* China (Chusan).

71. CRIODION.

*Criodion*, *Serv. Ann. Soc. Ent. Fr.* ii. 571.  
*Cerambyx* (*Stenocorus*), p., *Germ.*

1. CRIODION TOMENTOSUM. B.M.  
 Criodion tomentosum, *Serv. Ann. Soc. Ent. Fr.* ii. 572.  
*Dej. Cat.* p. 347.  
*Hab.* Brazil.
2. CRIODION ERYTHROPUS. B.M.  
 Criodion erythropus, *Dej. Cat.* p. 347. *Chevr. Coll.*  
*Hab.* Brazil.
3. CRIODION HOLOSERICEUM. B.M.  
 Criodion holosericeum, *Dej. Cat.* p. 347. *Chevr. Coll.*  
*Hab.* Brazil.
4. CRIODION SETOSUM. B.M.  
 Cerambyx (Stenocorus) setosus, *Germ. Ins. Spec. Nov.* p. 507.  
 Criodion setosum, *Serv. Ann. Soc. Ent. Fr.* ii. 572.  
 Criodion puncticolle, *Dej. Cat.* p. 347.  
*Hab.* Brazil.
5. CRIODION CORVINUM. B.M.  
 Cerambyx (Stenocorus) corvinus, *Germ. Ins. Spec. Nov.* p. 508.  
 Criodion corvinum, *Serv. Ann. Soc. Ent. Fr.* ii. 572.  
*Hab.* Brazil.
6. CRIODION CASTANOPTERUM.  
 Criodion castanopterum, *Erichs. Schomb. Reis.* iii. 571.  
*Hab.* British Guiana.
7. CRIODION SEXMACULATUM.  
 Criodion sexmaculatum, *Buq. Guér. Icon. R. A. (texte)* iii. 228.  
*Hab.* Brazil.
8. CRIODION EBURIOIDES.  
 Criodion Eburioides, *Blanch. D'Orb. l'Amér. Mer.* p. 209. pl. 22.  
 f. 2.  
*Hab.* Patagonia (Rio Negro).

## 72. XESTIA.

Xestia, *Serv. Ann. Soc. Ent. Fr.* iii. 16.

1. XESTIA ELEGANS. B.M.  
 Xestia elegans, *Gory, Guér. Mag. de Zool.* 1833, pl. 64.  
*Hab.* Brazil.



## 2. XESTIA LATERALIS.

*Xestia lateralis*, *Erichs. Arch.* 1847, p. 140.

*Hab.* Peru.

## 3. XESTIA DORSALIS.

B.M.

*Xestia dorsalis*, *Chevr. Coll.*

*Hab.* Brazil.

## 4. XESTIA CONFUSA.

B.M.

*Xestia confusa*, *Dej. Cat.* p. 347. *Chevr. Coll.*

*Hab.* Brazil.

## 5. XESTIA SPINIPENNIS.

B.M.

*Xestia spinipennis*, *Serv. Ann. Soc. Ent. Fr.* iii. 17.

*Hab.* Brazil.

## 6. XESTIA ANNULIPES.

B.M.

*Criodion annulipes*, *Buq. Guér. Icon. R. A.* (texte) iii. 228.

*Hab.* Brazil.

## 7. XESTIA PICTIPES.

B.M.

*Criodion pictipes*, *Newman, Ent. Mag.* v. 396.

*Hab.* Brazil (Ent. Club).

## 8. XESTIA SOMMERI.

B.M.

*Xestia Sommeri*, *Dej. Chevr. Coll.*

*Hab.* Brazil.

## 73. DIORUS, n. g.

Head with the antennæ rather short, the joints on the inside somewhat dilated and cup-shaped, each being received into the one before it, the third joint hardly longer than the others; face very short, eyes very large. Thorax as wide as long, the middle elevated into two large transverse tubercles; sides nearly parallel. Elytra wider at the base than the thorax, tip produced into a spine.

This genus is allied to *Criodion*, and has at first sight a considerable resemblance to some of the species of the Australian genus *Phoracantha*.

## 1. DIORUS BIAPICULATUS, n. s. Pl. IV. f. 3.

B.M.

*D. fuscus*, elytris rugose punctatis, ochraceo longitudinaliter striatis, apice acute spinosis, suturâ breviter spinosâ.

Brown, head and thorax sprinkled over with grey hairs, the latter subferruginous round the tubercles. Elytra roughly punctured, the punctures running into each other, with short grey hairs scattered over the surface, brown, with ochraceous streaks, clearest about the suture, a slight callus on each elytron near the base in the middle, and two small elongated yellow spots behind the middle of each, the one nearest the suture behind the other; their edges are irregular; sutures spined, elytra spined at the tip, the sutural spine close to the apical one, but shorter than it. Legs with the femora considerably compressed; legs and under side covered with greyish hairs.

Length 10 lines.

*Hab.* Brazil.

#### 74. EURYCEPHALUS.

*Eurycephalus*, *Dej. Cat.* p. 348.

*Lap. An. Art.* ii. 430.

*Cerambyx*, p., *Oliv.*

##### 1. EURYCEPHALUS MAXILLOSUS.

B.M.

*Cerambyx maxillosus*, *Oliv. Col.* iv. t. 20. f. 147.

*Eurycephalus cephalotes*, *Dej. Cat.* (olim).

*Cerambyx Lundii*, *Fabr. S. El.* ii. 273. ♀.

*Cerambyx nigripes*, *Oliv. Col.* iv. t. 20. f. 149.

*Hab.* E. Indies; Java; Philippine Islands (Coll. Cuming).

#### 75. STERNOPLISTES.

*Purpuricenus* (*Sternoplistes*), *Guérin, Icon. R. A.* (texte) iii. 224.

##### 1. STERNOPLISTES TEMMINCKII.

*Purpuricenus* (*Sternoplistes*) *Temminckii*, *Guér. Icon. R. A.* (texte) iii. 224.

*Hab.* Japan.

#### 76. EURYPROSOPUS, n. g.

Head very wide, especially in front, the cheeks produced into an angle outside the base of the mandibles. Eyes separated into two small distinct portions by a rather wide bridge. Labrum (?) membranous, elongated, truncated at the end and ciliated. Jaws strong, slightly curved, blunt at the end. The antennæ long, third joint tufted with hair at the end. Thorax cup-shaped, being rather suddenly contracted behind. Elytra soft, quite flat at the

tip, tip rounded. Femora very thickly clubbed at the end, the base slender, tibiæ slender.

This genus seems to correspond in many particulars with *Eurycephalus*, an Eastern genus.

1. EURYPROSOPUS CLAVIPES, n. s. Pl. IV. f. 2. B.M.

E. flavescenti-rufus, elytris apice nigris, articulis 5-11 nigris, tertio et quarto apice tantum nigris, tertio apice fasciculato, suturâ interdum nigrâ.

Of a yellowish red, the tip of the elytra black (as is sometimes the sutural margin) and a mark on each side at the base near the suture; tip of third joint of antennæ tufted at the end and black, tip of fourth joint and whole of other joints black.

Length  $8\frac{3}{4}$  lines.

Hab. Brazil.

## 77. PURPURICENUS.

Purpuricenus, *Ziegl. Serv. Ann. Soc. Ent. Fr.* ii. 568.  
Cerambyx, p., L.

1. PURPURICENUS KÆHLERI. B.M.

Cerambyx Kæhleri, *Linn. Syst. Nat.* ii. 631.

*Panz. F. I. G.*

Purp. Kæhleri, *Serv. Ann. Soc. Ent. Fr.* ii. 569.

Var. Purpuricenus cinctus, *Villa, Col. Eur.* p. 36.

*Mulsant, Col. Fr.* p. 34.

Var. Purpuricenus bilineatus, *Mulsant, Col. Fr.* p. 34.

P. bipunctatus, *Villa, Col. Eur.* p. 36.

Var. P. Servillei, *Ziegl. Serv. Ann. Soc. Ent. Fr.* ii. 569.

*Oliv. Col.* iv. t. 3. f. 13 b.

Hab. Europe.

2. PURPURICENUS DESFONTAINII. B.M.

Cerambyx Desfontainii, *Fabr. S. El.* ii. 474.

*Oliv. Col.* iv. t. 23. f. 183.

Hab. East and N. Africa.

3. PURPURICENUS BUDENSIS. B.M.

Cerambyx Budensis, *Gœze, Naturf.* xix. 70. t. 4. f. 3.

Lamia Ungarica, *Herbst, Arch.* p. 90. t. 25. f. 6.

Cerambyx Kæhleri, *Oliv. Col.* iv. t. 3. f. 13 c.

Hab. S. Europe.

## 4. PURPURICENUS BORYI.

B.M.

Purpuricenus Boryi, *Brullé, Exp. Morée*, p. 251. pl. 43. f. 1.  
*Hab.* Greece.

## 5. PURPURICENUS AFFINIS.

Purpuricenus affinis, *Brullé, Exp. Morée*, p. 251.  
*Hab.* Greece.

## 6. PURPURICENUS ÆTNEENSIS.

Purpuricenus Ætneensis, *Bassi, Ann. Soc. Ent. Fr.* 1834, pl. . f. .  
*Hab.* Sicily (Mt. Etna).

## 7. PURPURICENUS DALMATINUS.

B.M.

Purpuricenus Dalmatinus, *Sturm, Cat. Col.* p. 343. t. 6. f. 2.  
 Purpuricenus Fellowsii, *White, Ann. & Mag. Nat. Hist.* xv. 111.  
 t. 8. f. 4.  
*Hab.* Asia Minor (Xanthus) (Sir C. Fellows); Dalmatia.

## 8. PURPURICENUS MONTANUS, n. s.

B.M.

*P. niger*, thorace antice maculis duabus triangularibus rufis;  
 elytris miniaceis medio nigro biplagiatis.  
*P. montanus*, *White, Ill. Proc. Zool. Soc.* pl. . f. .

Black, thorax on each side with a triangular red spot, reaching from the spine to the fore-margin, scutellum black; elytra vermilion, each with an elongated black mark in the middle, neither extending to the suture nor to the outer margin; elytra covered with large punctures. Head, antennæ, thorax, under side of body and legs black.

Length 6 lines.

*Hab.* Himalaya Mountains.

## 9. PURPURICENUS DUMERILII.

B.M.

Purpuricenus Dumerilii, *Lucas, Algér.* t. 41. f. 7.  
*P. Latreillei*, *Dej. MSS.*  
*Hab.* Algeria.

## 10. PURPURICENUS SANGUINOLENTUS.

B.M.

*Cerambyx sanguinolentus*, *Oliv. Col.* iv. t. 20. f. 155.  
*Hab.* E. Indies.

## 11. PURPURICENUS BARBARUS.

B.M.

Purpuricenus barbarus, *Lucas, Algérie*, t. 41. f. 8.  
*Hab.* Algeria.

12. PURPURICENUS SINENSIS, n. s. B.M.

*P. niger*, elytris miniaceis, thorace supra miniaceo, maculis quinque nigris, duabus ad marginem anticam, tribus ad posticam, postice medio gibboso.

Head, antennæ, under side of thorax and abdomen with the legs black. Thorax and elytra vermilion-red, the former with five black spots, two near the fore margin and three near the hind margin; thorax wider than long, gibbous above in the middle behind.

Length  $6\frac{3}{4}$  lines.

*Hab.* N. China (Shanghai) (Coll. Fortune).

## 13. PURPURICENUS WESTWOODII.

*Purpuricenus Westwoodii*, *Melly.*

*Hab.* S. Africa (Earl of Derby).

## 14. PURPURICENUS MEDICI.

*Purpuricenus Medici*, *Bert. Ann. Sc. Nat. Bologn.* 1845, p. 422.

*Hab.* S. Africa (Inhambeno).

15. PURPURICENUS HUMERALIS. B.M.

*Cerambyx humeralis*, *Fabr. S. El.* ii. 274.

*Hab.* N. America.

16. PURPURICENUS ANGULATUS. B.M.

*Purpuricenus angulatus*, *Dej. MSS. Chev. Coll.*

*Hab.* Mexico; Honduras.

## 17. PURPURICENUS DECORUS.

*Cerambyx decorus*, *Oliv. Col.* iv. 128. t. 5. f. 38 ♂.

*Acanthopterus tripunctatus*, *Gory, Guér. Icon. R. A.* pl. 43. f. 7 ♀.

*Purpuricenus imperialis*, *Dej. Cat.* (olim) ♀.

*Acanthopterus decorus*, *Gory, Guér. Icon. R. A.* (texte) iii. 223.

*Hab.* Senegal.

## 78. CYCLODERA.

*Cyclodera*, *White, Stoke's Voy. App.* i. 510.

1. CYCLODERA QUADRINOTATA. B.M.

*Cyclodera quadrinotata*, *White, Stoke's Voyage, App.* i. 510. t. 2. f. 6.

*Hab.* Australia (Percy Islands).

2. CYCLODERA ANGASII, n. s. B.M.

*Purpuricenus* (*Cyclodera*), n. s., *White, Angas, South Australia Illustrated*, pl. 50. f. 17.

*C. nigra*, subtus holosericea; thorace aurantiaco, maculis duabus transversis nigris, fasciâque posticâ nigrâ, antice trifoliatâ, elytris aurantiacis, apice et maculâ dorsali magnâ nigris.

Black; thorax above and below orange, with two transverse black spots above and a black band on hind part, the front margin with two deep notches, which leave three leaf-like projections, one in the middle and one at each end.

*Hab.* S. Australia (Adelaide) (G. F. Angas, Esq.).

Marked on the thorax much like the *Purpuricenus Desfontainii*: it may be only a variety of the preceding.

## 79. ANOPLISTES.

*Anoplites*, *Serv. Ann. Soc. Ent. Fr.* ii. 570.

*Cerambyx*, p., *Pallas*.

## 1. ANOPLISTES HALODENDRI.

B.M.

*Cerambyx Halodendri*, *Pallas, Iter*, ii. 724; *Icon. t. F. f. 15*.

*Cerambyx humeralis*, *Oliv. Col.* iv. 38. t. 19. f. 141 b.

*Purpuricenus* (*Anoplites*) *Halodendri*, *Serv. Ann. Soc. Ent. Fr.* ii. 570.

*Hab.* Siberia.

## 2. ANOPLISTES SELLATUS.

B.M.

*Cerambyx sellatus*, *Steven. Germ. Ins. Spec. Nov.* p. 498.

*Anoplites sellatus*, *Dej. Cat.* p. 348.

*Hab.* Siberia.

## 80. TYLOSIS.

*Tylosis*, *Leconte, Journ. Acad. Nat. Sc. Phil.* n. s. ii. 9.

*Anoplites*, p., *Dej.*

## 1. TYLOSIS MACULATUS.

B.M.

*Tylosis maculatus*, *Leconte, Journ. Acad. Nat. Sc. Phil.* n. s. ii. 9.

*Anoplites puncticollis*, *Klug, Dej. Cat.* p. 348.

*Hab.* Mexico.

## 2. TYLOSIS OCVLATUS.

*Tylosis oculatus*, *Leconte, Journ. Acad. Nat. Sc. Phil.* n. s. ii. 9.

*Hab.* Mexico (Puento Nacional).

## 3. TYLOSIS SUTURALIS, n. s. Pl. IV. f. 5. B.M.

*T. niger*, thorace supra miniaceo, maculis duabus nigris lævibus transversis; elytris miniaceis; suturâ late nigrâ, basi apiceque miniaceis.

Black, the thorax above vermilion, with two transverse black smooth spots in the middle; elytra vermilion, the suture widely margined with black, except at the base and tip, which are red.

*Hab.* Mexico (E. P. Coffin, Esq.).

## 81. ROSALIA.

*Rosalia*, *Serv. Ann. Soc. Ent. Fr.* ii. 561.

*Cerambyx*, p., *L.*

## 1. ROSALIA ALPINA. B.M.

*Cerambyx alpinus*, *L. Syst. Nat.* i. 2. p. 628.

*Oliv. Col.* iv. 22. t. 9. f. 28.

*Drury, Ins.* ii. 57. t. 31. f. 5.

*Panz. F. I. G.* 2. f. 22.

*Cerambyx pilosus*, *Poda, Mus. Græc.* p. 32.

*Rosalia alpina*, *Serv. Ann. Soc. Ent. Fr.* ii. 561.

*La Rosalie*, *Geoffr. Ins. Par.* i. 202. pl. 3. f. 6.

*Hab.* Mountains of Europe.

## 2. ROSALIA FUNEBRA.

*Rosalia funebra*, *Motch. Bull. Mosc.* 1845, p. 87. t. 2. f. 8.

*Hab.* N. W. America (Sitka; Oregon).

## 82. EURYBATUS.

*Eurybatus*, *Dej. Chev. Coll.*

*Cerambyx*, p., *Saunders.*

## 1. EURYBATUS HARIOLUS. B.M.

*Eurybatus hariolus*, *Dej. MSS. Chev. Coll.*

*Hab.* E. Indies.

## 2. EURYBATUS FORMOSUS. B.M.

*Cerambyx formosus*, *Saunders, Trans. Ent. Soc.* ii. 178. t. 16. f. 4.

*Hab.* E. Indies.

## 3. EURYBATUS DECEM-PUNCTATUS. B.M.

*Purpuricenus 10-punctatus*, *Westw. Cab. Or. Ent.* p. 59. pl. 29. f. 2.

*Hab.* Assam (Silhet).

## 4. EURYBATUS NOVEM-PUNCTATUS. B.M.

Purpuricenus 9-punctatus, *Westw. Cab. Or. Ent.* p. 59. pl. 29.  
f. 3.

*Hab.* Java.

## 5. EURYBATUS LATERITIUS. B.M.

*Lamia lateritia*, *Hope, Zool. Misc.* p. 27.

*Hab.* N. India (Hardw. Bcq.).

## 83. ERYTHRUS, n. g.

*Saperda*, p., *Westwood*.

Head produced; antennæ rather short, the fifth to the tenth joints somewhat dilated at the end on the inner side. Thorax narrow in front, widest behind, with two small transverse tubercles on the back. Elytra elongated, slightly dilated at the tip and thickened or slightly reflexed on the margin. Legs short.

## 1. ERYTHRUS CHAMPIONI, n. s. Pl. IV. f. 4. B.M.

*E. miniacus*, antennis, corpore subtus (capite prothoraceque exceptis), pedibus, maculisque duabus thoracis subcurvatis nigris; clytris medio longitudinaliter unicostatis, marginibus et suturâ incrassatis, apice serrulato, et breviter piloso.

Vermilion, head and thorax above and below red, the tubercles on the latter black, and having a black mark also before them. Mesothorax, legs, antennæ and under side of abdomen black. Scutellum red. Elytra red, margin thickened, each furnished with a costa down the middle, tips rounded and serrulate; suture with a very short spine; margins and end of suture with many short yellowish hairs.

Length  $9\frac{3}{4}$  lines.

*Hab.* Hong Kong (J. C. Bowring, Esq.).

## 2. ERYTHRUS FORTUNEI, n. s. B.M.

*E. miniacus*, capite, antennis, corpore subtus, thoracis maculis 2 et lineis 2 nigris, elytris apice integris, medio unicostatis, margine subincrassato.

Vermilion-red; head and antennæ black, face with some fulvous hairs, under side of body and legs black. Thorax above red, with two small black spots, one on each side of the two black dorsal lines which include the tubercles. Scutellum blackish. Elytra entire at the tip, longitudinally and rather



strongly keeled down the middle, the margin somewhat thickened.

Length 8 lines.

*Hab.* N. China (Shanghai) (Coll. Fortune).

3. ERYTHRUS WESTWOODII, n. s.

B.M.

*E. miniaceus*, antennis et capite postice nigris; thorace supra et subtus miniaceo, lineis duabus nigris, scutello nigro; elytris apice integris, medio unicostatis, margine subincrassato.

Head red, antennæ and back part of head black. Thorax above and below red, the back with two black lines; scutellum black. Elytra at the tip entire, in the middle distinctly one-ribbed, the edge of elytra somewhat thickened.

Length  $8\frac{3}{4}$  lines.

*Hab.* N. India (Himalaya Mountains).

4. ERYTHRUS BICOLOR.

B.M.

*Saperda bicolor*, *Westw. Cab. Orient. Ent.* t. 29. f. 9.

*Hab.* N. India.

84. SMILECERAS.

*Smileceras*, *Leconte, Journ. Acad. Nat. Sc. Phil.* n. s. ii. 8.

*Cerambyx*, p., *Say*.

1. SMILECERAS SOLITARIUS.

*Cerambyx solitarius*, *Say, J. A. N. S.* iii. 410.

*Smileceras solitarium*, *Leconte, Journ. Acad. Nat. Sc. Phil.* n. s. ii. 9.

*Hab.* Arkansas; N. Mexico.

85. PERARTHURUS.

*Perarthrus*, *Leconte, Journ. Acad. Nat. Sc. Phil.* n. s. ii. 101.

1. PERARTHURUS VITTATUS.

*Perarthrus vittatus*, *Leconte, Journ. Acad. Nat. Sc. Phil.* n. s. ii. 102.

*Hab.* California (San Diego).

86. CROSSIDIUS.

*Crossidius*, *Leconte, Journ. Acad. Nat. Sc. Phil.* n. s. ii. 102.

## 1. CROSSIDIUS TESTACEUS.

*Crossidius testaceus*, *Leconte, Journ. Acad. Nat. Sc. Phil. n. s. ii.*  
102.

*Hab.* California (San Diego and R. Colorado).

## 87. PACHYTERIA.

*Pachyteria*, *Serv. Ann. Soc. Ent. Fr. ii.* 553.

*Cerambyx*, p., *Fabr.*

## 1. PACHYTERIA FASCIATA.

B.M.

*Cerambyx fasciatus*, *Fabr. S. El. ii.* 276.

*Oliv. Col. iv.* 19. t. 1. f. 4.

*Cerambyx populneus*, *Schröt. Abh. i.* 349. t. 3. f. 1.

*Pachyteria fasciata*, *Serv. Ann. Soc. Ent. Fr. ii.* 554.

Var. ? *Pachyteria dimidiata*, *Westw. Cab. Or. Ent. p.* 60. pl. 29. f. 8.

*Hab.* E. Indies ; Assam.

## 2. PACHYTERIA BICOLOR.

*Pachyteria bicolor*, *Dej. Cat. p.* 349.

*Parry, Trans. Ent. Soc. v.* 182. pl. 18. f. 5.

*Hab.* Java.

## 88. NIRÆUS.

*Niræus*, *Newman, Charlesw. Mag. Nat. Hist. iv.* 194.

*Euchroma*, *Guér. Delessert, Voy. (nec Serv.).*

*Purpuriceus*, p., *Hope.*

## 1. NIRÆUS TRICOLOR.

B.M.

*Niræus tricolor*, *Newman, Mag. Nat. Hist. iv.* 194.

*Euchroma bicolor*, *Guér. Delessert, Voy. p.* 57. t. 14. f. 1.

*Hab.* Tenasserim.

## 2. NIRÆUS EQUESTRIS.

*Niræus equestris*, *Newman, Entom. p.* 79.

*Hab.* — ? (Mus. Zool. Soc.)

## 3. NIRÆUS RUBRIPENNIS.

B.M.

*Purpuriceus rubripennis*, *Hope, Linn. Trans. xix. t.* 10. f. 6.

*Hab.* E. Indies (Silhet).

## 89. EURYARTHURUM.

*Euryarthrum*, *Blanch. Hist. Ins. ii.* 149.

## 1. EURYARTHURUM ALBOCINCTUM.

*Euryarthrum albocinctum*, *Blanch. Hist. Ins. ii.* 170.

*Hab.* Singapore.

## 90. ZONOPTERUS.

*Zonopterus*, *Hope*, *Linn. Trans.* xix. 110.

## 1. ZONOPTERUS FLAVITARSIS.

B.M.

*Zonopterus flavitarsis*, *Hope*, *Linn. Trans.* xix. 111. t. 10. f. 6.

*Hab.* E. Indies.

## 91. POLYSCHISIS.

*Polyschisis*, *Serv. Ann. Soc. Ent. Fr.* ii. 564.

*Cerambyx*, p., *Oliv.*

## 1. POLYSCHISIS HIRTIPES.

*Cerambyx hirtipes*, *Oliv. Col.* iv. 36. t. 20. f. 157.

*Polyschisis hirtipes*, *Serv. Ann. Soc. Ent. Fr.* ii. 564.

*Hab.* Cayenne. ("C. G. Hope," *Oliv.*)

## 2. POLYSCHISIS MELANARIA. Pl. IV. f. 6.

B.M.

*Polyschisis melanaria*, *Dej. Cat.* p. 348. *Chevr. Coll.*

*Hab.* Brazil.

## 92. CALLISPHYRIS.

*Callisphyris*, *Newman, Entom.* p. 1.

## 1. CALLISPHYRIS MACROPUS.

*Callisphyris macropus*, *Newman, Entom.* p. 1. f. .

*Hab.* I. of Chiloe.

## 93. TRAGIDION.

*Tragidion*, *Serville, Ann. Soc. Ent. Fr.* iii. 89.

*Cerambyx*, p., *L.*

*Callidium*, p., *Fabr.*

*Cerambyx* (*Purpuricenus*), p., *Germ.*

## 1. TRAGIDION COQUUS.

B.M.

*Cerambyx coquus*, *L. Syst. Nat.* ii. 630.

*Callidium lynceum*, *Fabr. S. El.* ii. 344.

*Cerambyx lynceus*, *Oliv. Col.* iv. 37. t. 14. f. 97.

*Cerambyx* (*Purpuricenus*) *Melsheimeri*, *Knoch, Germ. Ins. Spec.*  
Nov. p. 502.

*Tragidion lynceum*, *Serv. Ann. Soc. Ent. Fr.* iii. 90.

*Tragidion coquus*, *Leconte, Journ. Acad. Nat. Sc. Phil.* n. s. ii. 10.

*Hab.* N. America.

## 2. TRAGIDION FULVIPENNE.

B.M.

*Callidium fulvipenne*, *Say, Journ. Acad. Nat. Sc. Phil.* iii. 414.

*Tragidion fulvipenne*, *Leconte, Journ. Acad. Nat. Sc. Phil.* n. s. ii. 10.

*Hab.* N. America (Missouri, Louisiana) (Mr. Carter).

## 94. ORTHOSTOMA.

*Orthostoma*, *Serv. Ann. Soc. Ent. Fr.* iii. 61.

*Compsocerus*, *Serv. Ann. Soc. Ent. Fr.* iii. 62.

*Cerambyx*, p., *Schænh.*

*Callichroma*, p., *Germar.*

## 1. ORTHOSTOMA ABDOMINALE.

*Cerambyx abdominalis*, *Gyll. Schænh. Syn. Ins.* i. 3. *App.* 157.

*Orthostoma abdominalis*, *Serv. Ann. Soc. Ent. Fr.* iii. 62.

*Callichroma rufiventre*, *Germ. Ins. Sp.* p. 495.

*Hab.* Brazil. ("I. of France," *Schænh.*)

## 2. ORTHOSTOMA VENTRALE.

B.M.

*Callichroma ventrale*, *Germ. Ins. Spec. Nov.* p. 494.

*Hab.* Brazil.

## 3. ORTHOSTOMA HÆMORRHOIDALE.

B.M.

*Callichroma hæmorrhoidale*, *Germ. Ins. Spec. Nov.* p. 496.

*Orthostoma smaragdina*, *Dej. Cat.* p. 350.

*Hab.* Brazil.

## 4. ORTHOSTOMA ERYTHROGASTER, n. s.

B.M.

*O. viride*, capite antice et subtus chalybeo micante, abdomine subtus flavo-rufo, pedibus chalybeo-nigris, antennis nigris, articulis tertio quartoque postice subciliatis.

Green, head and thorax rather more lively in hue than the elytra; the head in front and beneath tinged with chalybeous; antennæ black, the third and fourth joints behind somewhat ciliated. Under side of abdomen yellowish red. Legs black, tinged with chalybeous. Thorax depressed, not narrowed in front.

Length  $5\frac{1}{2}$  lines.

*Hab.* Brazil (Ent. Club).

## 5. ORTHOSTOMA RUFICEPS.

B.M.

*Compsocerus ruficeps*, *Dej. Cat.* p. 350. *Chevr. Coll.*

*Hab.* Brazil.

6. ORTHOSTOMA VIRIDIPENNE. B.M.  
*Compsocerus viridipennis*, *Dej. Cat.* p. 350. *Chevr. Coll.*  
*Compsocerus tricolor*, *Mannerh.*  
*Hab.* Brazil.
7. ORTHOSTOMA BARBICORNE. B.M.  
*Saperda barbicornis*, *Fabr. S. El.* ii. 321.  
*Saperda plumigera*, *Oliv. Col.* iv. 13. t. 1. f. 2.  
*Callidium barbicorne*, *Schænh. Syn. Ins.* i. 3. p. 456.  
*Compsocerus barbicornis*, *Serv. Ann. Soc. Ent. Fr.* iii. 63.  
*Hab.* Brazil.
8. ORTHOSTOMA VIOLACEUM, n. s. B.M.  
*O. rufum*, elytris violaceis micantibus pilis cinereis sparsis, abdomine subtus nigro-virescente, apice ferrugineo, antennarum articulo sexto nigro-fasciculato.  
 Rufous, elytra violet-purple metallic shining, with some scattered ash-coloured hairs; abdomen beneath black, with a greenish tinge, the tip ferruginous, the sixth joint tufted with black hairs.  
 Closely allied to *O. barbicorne*.  
*Hab.* Brazil (Rio Grande) (Coll. Plant).
9. ORTHOSTOMA JUCUNDUM. B.M.  
*Cosmisoma jucundum*, *Dej. Cat.* p. 350. *Chevr. Coll.*  
*Hab.* Brazil.
10. ORTHOSTOMA DISTINCTUM. B.M.  
*Compsocerus distinctus*, *Dej. Cat.* p. 350. *Chevr. Coll.*  
*Hab.* Brazil.
11. ORTHOSTOMA EQUESTRE. B.M.  
*Cosmisoma equestre*, *Dej. Cat.* p. 350.  
*Guér. Icon. R. A.* (texte) iii. 231.  
*Hab.* Brazil.
12. ORTHOSTOMA IGNEUM, n. s. B.M.  
*O. ferrugineum*, elytris basi igneo-purpureis, apice virescentæneis, antennis articulo sexto nigro-fasciculato; abdomine subtus nigro-fusco.  
 Head, thorax, antennæ and legs light ferruginous, the sixth joint of antennæ tufted with dark brown hairs, the hairs nearly covering the joint. Scutellum pale, hollowed in the middle.

Elytra metallic shining, for two-thirds from the base of a fiery purple, the tip of a greenish brassy hue; under side of abdomen of a dark, nearly black brown; elytra with short subferruginous hairs, placed most thickly at the tip, which is somewhat dilated.

Length  $4\frac{3}{4}$  lines.

*Hab.* Brazil (Rio Grande) (Coll. Plant).

## 95. DELTASPIS.

*Deltaspis*, *Serr. Ann. Soc. Ent. Fr.* iii. 7.

### 1. DELTASPIS AURO-MARGINATA.

B.M.

*Deltaspis auro-marginata*, *Dup. Serv. Ann. Soc. Ent. Fr.* iii. 8.

*Deltaspis pretiosa*, *Klug, Dej. Cat.* p. 348.

*Hab.* Mexico.

### 2. DELTASPIS THORACICA, n. s.

B.M.

*D. olivaceo-viridis*, thorace supra purpureo-miniaceo maculis sex nigris, antennarum articulo basali, et femoribus purpureo-miniaceis.

Elytra of an olive-green, slightly pubescent. Antennæ nearly black, the basal joint, except at the tip, red. Thorax above purplish vermilion, front edge black; back with six black spots impressed, one on each side, with two close to each other between the lateral one and the middle. Legs black, femora purplish vermilion, with the tip black. Under side of thorax and abdomen blackish brown, covered with ashy brown pubescence.

Length from 7 to 8 lines.

*Hab.* Mexico.

## 96. CHRYSOPRASIS.

*Chrysoprasis*, *Serr. Ann. Soc. Ent. Fr.* iii. 5.

*Callichroma*, p., *Germer*.

### 1. CHRYSOPRASIS FESTIVA.

*Chrysoprasis festiva*, *Dup. Serv. Ann. Soc. Ent. Fr.* iii. 7.

*Hab.* Cayenne.

### 2. CHRYSOPRASIS ERYTHROGASTER.

B.M.

*Chrysoprasis erythrogaster*, *Dej. Cat.* p. 350. *Chevr. Coll.*

*Hab.* Brazil.

## 3. CHRYSOPRASIS VIRIDISSIMA. B.M.

*Chrysoprasis viridissima*, *Dej. Cat.* p. 351. *Chevr. Coll.*  
*Chrysoprasis sericea*, *Mannerh.*  
*Hab.* Brazil.

## 4. CHRYSOPRASIS PUBESCENS. B.M.

*Chrysoprasis pubescens*, *Reiche, Goudot Coll.*  
*Hab.* Columbia (Coll. Goudot).

## 5. CHRYSOPRASIS VENTRALIS. B.M.

*Chrysoprasis ventralis*, *Dej. Cat.* p. 351. *Chevr. Coll.*  
*Hab.* Cayenne.

## 6. CHRYSOPRASIS AUREICOLLIS, n. s. B.M.

*C. læte viridis*, thorace aureo-viridis confertissime reticulato-punctigero, elytris punctatis subscabris, punctis piligeris, abdomine subtus rufo.

Bright green; thorax golden green, very closely covered with largish points, which give it a reticulated appearance. Elytra punctured, appearing as if somewhat scabrous, the punctures with short black hairs. Antennæ and legs black, femora slightly tinged with green; abdomen beneath rufous.

Length  $3\frac{1}{4}$  lines.

*Hab.* Brazil (Ega and Para) (Coll. Bates).

## 7. CHRYSOPRASIS SUTURALIS. B.M.

*Chrysoprasis suturalis*, *Chevr. Coll.*  
*Hab.* Columbia.

## 8. CHRYSOPRASIS SUTURELLA, n. s. B.M.

*C. viridis*, elytris medio læte viridibus aureo tinctis, pilis multis brevibus nigris tectis, suturâ obscurâ (fere nigrâ) viridi-marginatâ, extra marginem nigram lineâ læte viridi; abdomine subtus rufo.

A small species, the elytra of which are of a light yellowish green, margined with deep green, the suture bordered with deep green, almost approaching to black, separated from the general green of the elytra by a line of lighter green, the surface rather thickly covered with short black hairs. Under side of abdomen rufous.

Length  $3\frac{1}{4}$  lines.

*Hab.* Columbia.

9. CHRYSOPRASIS HIRTULA, n. s. B.M.

*C. obscure-viridis supra, subtus lætior et abdomine rufo; supra pilis nigris hirtulis tecta, antennis pedibusque nigris pilis seu setis nigris subhirtulis.*

Of a dull green, roughish, with small black hairs, mandibles green, antennæ black; under side of head and thorax of a brighter green than the upper parts; abdomen of a light red beneath; legs black, roughish, with black bristling hairs.

Length 3 lines.

*Hab.* Venezuela (Coll. Dyson).

10. CHRYSOPRASIS CHRYSOGASTER. B.M.

*Chrysoprasis chrysogaster, Dej. Cat. p. 351. Chevr. Coll.*

*Hab.* Brazil.

11. CHRYSOPRASIS ÆRIPES. B.M.

*Chrysoprasis æripes, Chevr. Coll.*

*Hab.* S. America.

12. CHRYSOPRASIS IANTHINA. B.M.

*Chrysoprasis ianthina, Dej. Cat. p. 351. Chevr. Coll.*

*Hab.* Brazil.

13. CHRYSOPRASIS MÆRENS, n. s. B.M.

*C. nigra, capite viridi-aureo, thorace cupreo confertissime punctigero; antennis pedibusque nigris, femoribus viridi tinctis; abdomine subtus obscuro.*

Black, punctured, hairy; head golden green; thorax reddish copper-coloured, closely punctured, the punctures giving it a reticulated appearance; antennæ and legs black, femora tinged with green; abdomen beneath obscure.

Length  $3\frac{1}{2}$  to 4 lines.

*Hab.* Brazil (Para) (Coll. Bates).

14. CHRYSOPRASIS AURIGENA. B.M.

*Callichroma aurigena, Germ. Ins. Spec. Nov. p. 496.*

*Chrysoprasis aurigena, Serv. Ann. Soc. Ent. Fr. iii. 6.*

*Chrysoprasis aurigenus, Perty, Del. An. p. 89. t. 18. f. 2.*

*Hab.* Brazil.

## 15. CHRYSOPRASIS HYPOCRITA.

*Chrysoprasis hypocrita, Erichs. Wieg. Arch. 1847, p. 142.*

*Hab.* Peru.



## 97. CORDYLOMERA.

*Cordylomera*, *Serv. Ann. Soc. Ent. Fr.* iii. 23.  
*Cerambyx*, p., *Oliv.*

## 1. CORDYLOMERA NITIDIPENNIS.

B.M.

*Cordylomera nitidipennis*, *Dej. Cat.* p. 353.

*Serv. Ann. Soc. Ent. Fr.* iii. 24.

*Hab.* W. Africa.

## 2. CORDYLOMERA TESTACEA.

*Cordylomera testacea*, *Buquet, Guér. Icon. R. A.* (texte) iii. 233.

*Hab.* W. Africa (Senegal).

## 3. CORDYLOMERA TORRIDA.

*Cerambyx torridus*, *Oliv. Col.* iv. t. 14. f. 95.

*Cordylomera gratiosa*, *Dej. Cat.* p. 353.

*Hab.* W. Africa.

## 4. CORDYLOMERA GENICULATA.

*Cordylomera geniculata*, *Buq. Guér. Icon. R. A.* (texte) iii. 233.

*Hab.* W. Africa (Senegal).

## 98. IONTHODES.

*Ionthodes*, *Serv. Ann. Soc. Ent. Fr.* ii. 558.

## 1. IONTHODES FORMOSA.

B.M.

*Ionthodes formosa*, *Serv. Ann. Soc. Ent. Fr.* ii. 559.

*Hab.* Senegal.

## 2. IONTHODES AMABILIS.

B.M.

*Ionthodes amabilis*, *Hope, Ann. & Mag. Nat. Hist.* 1843, p. 367.

*Hab.* W. Africa (Sierra Leone) (Rev. D. F. Morgan).

## 3. IONTHODES SCULPTILIS, n. s.

B.M.

I. obscure viridis; capite antennis pedibusque ferrugineis, thoracis lateribus distincte spinosis, dorso nigro-chalybeo ac ducto; elytris singulis longitudinaliter sub-bicostatis; tibiis posticis compressis apice dilatatis et subnigris; corpore subtus virescente.

Head ferruginous, punctured and striated. Antennæ of a rich yellowish brown, basal joint dilated at the tip in front and receiving the second joint as in a cup; third and following joints produced on the inside at the tip. Thorax of a deep blackish

blue, the upper surface delicately and closely striated in different directions, as if a needle had been drawn over it; on each side there is a distinct spine, blunt at the end and abrupt in front, gradually tapering behind. Scutellum grooved down the middle. Elytra green, rather darker on the margins and at the tip, each with two longitudinal costæ. Under side dark green, in some parts slightly pubescent. Legs ferruginous, tibiæ of hind legs compressed at the tip and tinged with black.

Length  $11\frac{1}{2}$  lines.

*Hab.* S. Africa (Earl of Derby).

4. *IONTHODES CLAVIPES*, n. s.

B.M.

1. *cæruleo-viridis*, punctata, antennis nigris, pedibus nigris, femoribus tenuibus apice clavatis rubris.

Head grooved behind the insertion of the antennæ and closely punctured in front. Antennæ black, basal joint punctured; third joint longitudinally grooved and with the three following joints slightly ciliated on the outside. Thorax transversely grooved in front, rather coarsely punctured, a smooth line down the middle, sides bulging. Elytra bluish green, punctured and transversely streaked, lateral margin deepish blue; under side green, covered more or less generally with a short greyish pubescence. Legs black; femora clubbed at the end, base slender, club ferruginous; inner side of tibiæ of first pair of legs with short brown pubescence.

Length 10 lines.

*Hab.* W. Africa (Sierra Leone) (Rev. D. F. Morgan).

99. *COMPSOMERA*, n. g.

Antennæ with the basal joint somewhat thickened and cut abruptly at the tip; third joint somewhat curved and longitudinally grooved down the middle. Thorax nodulose above and with two tubercles on the sides, the posterior the larger. Legs with femora of hind pair extending considerably beyond the end of the body; all the femora gradually clubbed from the base.

Genus between *Ionthodes* and *Aromia*.

1. *COMPSOMERA ELEGANTISSIMA*, n. s. Pl. IV. f. 7. B.M.

C. thorace supra obscure rufo, nigro variegato, lateribus antice maculis duabus sericeis, scutello pilis aureis seu argenteis tecto, elytris purpurascenti-nigris, singulis maculâ intus curvatâ, aurantiacâ, pedibus rufis, femoribus (apice excepto) nigris.

Head ferruginous, varied with black; between the front of the

eyes and the base of the mandibles a streak of greyish silky pubescence. Antennæ rufous, first joint somewhat scabrous in front; margins of third joint somewhat scabrous. Thorax deep ferruginous above, the depressed parts black; fore-edge of hindmost lateral tubercle with a patch of light silky hairs and another between it and the fore margin; under side of thorax and body closely covered with deep ashy grey silky pubescence. Scutellum covered with gold or silver coloured silky pubescence. Elytra covered with minute tubercles; of a deep purplish black, each with an orange-coloured linear mark, bent inwards, and with the corresponding mark on the other elytron forming almost the letter X, the sides of these marks margined with very deep black, the black extending behind towards the shoulder. Legs rufous, femora black, rufous at tip.

Length 8 to 10½ lines.

*Hab.* Port Natal (Coll. Guéinzus).

## 100. CALLICHROMA.

*Callichroma*, *Latr. R. A.* v. 113.

*Blanch. Hist. Ins.* ii. 149.

p., *Serv. Ann. Soc. Ent. Fr.* ii. 556.

*Aromia*, p., *Serv. Ann. Soc. Ent. Fr.* ii. 559.

*Cerambyx*, p., *L.*

### 1. CALLICHROMA MOSCHATUM.

B.M.

*Cerambyx moschatus*, *Linn. Syst. Nat.* ii. 627.

*Oliv. Col.* iv. 23. t. 2. f. 7.

*Cerambyx odoratus*, *Degeer, Mem.* v. 64.

*Cerambyx citrinus*, *Voet, Col.* iii. 18. t. 6. f. 14.

*Aromia moschata*, *Serv. Ann. Soc. Ent. Fr.* ii. 560.

*Muls. Col. Fr.* p. 37.

*Steph. Man. Brit. Col.* p. 270.

*Curtis, Brit. Ent.* xvi. fol. 738.

Var. *Cerambyx chlorophana*, *Fisch. Ent. Motch. Bull. Mosc.* 1845, p. 88.

*Hab.* Europe (British Islands).

### 2. CALLICHROMA AMBROSIACUM.

B.M.

*Cerambyx ambrosiacus*, *Steven, Mem. Nat. Mosc.* ii. 9.

*Germar, Faun. Ins. Eur.* v. t. 8.

*Aromia ambrosiaca*, *Serv. Ann. Soc. Ent. Fr.* ii. 560.

*Mulsant, Col. Fr.* p. 37.

Var. *Aromia thoracica*, *Fischer, Entom.* ii. pl. 48. f. 3, 4.

*Hab.* Russia (Caucasus); S. France.

## 3. CALLICHROMA ROSARUM.

B.M.

*Aromia rosarum*, *Dahl. Dej. Cat.* p. 349.

*Lucas, Alger.* t. 41. f. 9.

Var. *A. thoracica*, *Falderm.*

*Hab.* S. Europe; N. Africa.

## 4. CALLICHROMA FALDERMANNII.

*Callichroma Faldermannii*, *Saunders, Trans. Ent. Soc. Lond.* n. s. ii. pl. 4. f. 7.

*Hab.* N. China (Shanghai) (Coll. Fortune).

## 5. CALLICHROMA NEOXENUM, n. s.

B.M.

*C. viridi-prasinum*; capite thoraceque nitidis; antennis purpureo-nigris, femoribus purpureo-rufis, tibiis tarsisque purpureo-nigris; elytris elongatis.

Of a green, similar to that of *Aromia moschata*; head, thorax and scutellum shining. Head in front hollowed out and smooth; mandibles at the base green, at the tip purplish brown. Antennæ of a purplish black, the last joints more obscure. Thorax shining, smoothish, across the middle slightly striated. Scutellum hollowed out at the tip. Elytra elongated, extending far beyond the femora of the hind legs, the surface minutely punctured and striated, punctures and striæ running into each other; femora red with a purplish tinge, tip purplish black, tibiæ and tarsi of a purplish black, tibiæ compressed.

Length 16 lines.

*Hab.* — ?

## 6. CALLICHROMA BUNGII.

B.M.

*Cerambyx Bungii*, *Falderm. Mém. Acad. St. Petersb. Sav. Etr.* ii. 433.

*Aromia cyanicornis*, *Dup. Guér. Icon. R. A. (texte)* iii. 222.

*Hab.* N. China; Mongolia.

## 7. CALLICHROMA NITIDICOLLE.

B.M.

*Aromia corusca*, *Dej. Cat.* p. 349.

*Aromia nitidicollis*, *Guér. Icon. R. A. (texte)* iii. 222.

*Hab.* W. Africa.

## 8. CALLICHROMA FRAGRANS.

B.M.

*Cerambyx fragrans*, *Dalman in Schænh. Syn. Ins.* i. 3. *App.* p. 150.

*Callichroma ruficorne*, *Chevr. MS.*

*Hab.* W. Africa.

9. *CALLICHROMA NIGRICORNE.*

B.M.

*Callichroma nigricorne*, *Chevr. Coll.*

*Hab.* Port Natal (Coll. Guéinzius).

10. *CALLICHROMA CURRORI*, n. s.

B.M.

*C. viridi-metallicum*, elytris basi, ad humerum, emarginato; femoribus pedum quatuor priorum incrassatis, rufis, ad apicem postice sinuatis, tibiis nigris; tarsis pilis cinereis fere argenteis tectis; antennis nigris.

Metallic green. Thorax on the back in the middle with a few obscure hairs, the raised part slightly striated behind, posterior part ringed. Scutellum pointed, grooved across. Elytra green, wide at the base, gradually tapering towards the tip; depressed at the suture a little way beyond the scutellum, delicately transversely striated, the shoulder and a smoothish shining line about the middle punctured. Antennæ black, with the outer margin of the third and fourth joints slightly ciliated. Femora of the four anterior legs thickened, red, black at the tip and the base; hind legs with the femora gradually thickened, all the femora are, as it were, sinuated at the end beneath; the tibiæ are compressed, black, those of the first four legs with silky brown hairs; tarsi covered with greyish hairs, those of the hind legs almost silvery.

Length  $11\frac{1}{2}$  lines.

*Hab.* Congo (A. Curror, Esq., R.N.).

11. *CALLICHROMA AFRUM.*

B.M.

*Cerambyx Afer*, *L. Mant. Plant.* p. 532.

*Drury, Illustr.* i. pl. 39. f. 4.

*Dalman, Schænh. Syn. Ins.* i. 3. *App.* p. 150.

*Callichroma Afra*, *Dej. Cat.* p. 349.

*Cerambyx ater*, *Fabr. S. El.* ii. 268.

*Hab.* W. Africa.

12. *CALLICHROMA SULCATULUM*, n. s.

B.M.

*C. capite thoraceque æneo-rubris*; thorace supra transversim sulcatulo, suleis crebris, lineâ mediâ longitudinali dorso lævissimâ; scutello viridi; elytris obscure purpureis, suturâ virescente; antennis nigris chalybeo tinctis, corpore subtus flavescenti-viridi sericeo; pedibus purpureo-nigris femoribus subclavatis.

Head and thorax of a brassy red, palpi obscure. Antennæ black, some of the joints tinged with chalybeous. Thorax across delicately grooved, the grooves close to each other; down the middle there is a narrow, smooth, highly polished line, not ex-

tending to the front or hind margins; the sides are angled and slightly spined. Scutellum light green, smooth, sides margined. Elytra obscure purple, the suture margined with green except at the tip; under side yellowish green with a short silken pubescence. Legs purplish black, the femora incrassated, those of the hind legs extending a little beyond the apex of the elytra; tibiæ elongated, compressed.

Length  $9\frac{1}{2}$  lines.

*Hab.* W. Africa (Sierra Leone) (Rev. D. F. Morgan).

13. *CALLICHROMA CINDERELLA*, n. s.

B.M.

*C. fusco-æneum*, antennis tibiisque nigris; femoribus rufis apice postice sinuato, tarsis supra pilis sericeis argenteis tectis.

Of a brownish brassy hue, the mandibles black at the tip, brassy at the base; joints of palpi black, ferruginous at tip; head more or less thickly punctured, elongated. Thorax with the sides strongly spined and smooth, the fore edge and the back part of upper surface transversely striated; hind margin of thorax ringed. Scutellum with a few transverse striæ. Elytra rather closely punctured, the base of the suture with a few transverse striæ. Femora rufous, black at the tip and at the base, thickened, those of the first two pair considerably, the hind ones somewhat compressed; hind edge of femora at the tip subsinuate; tibiæ compressed, black, the first two pairs with short brownish hairs; tarsi clothed above with short silvery silky hairs, the hind tarsi much whiter than the others; the soles covered with yellowish hairs.

Length  $9\frac{1}{2}$  lines.

*Hab.* Australia (N. E. coast) (Coll. Dring).

14. *CALLICHROMA CRANCHII*, n. s.

B.M.

*C. obscure viride*, abdomine subtus rufo pilis aureis tecto, antennis nigris, articulis angulatis, pedibus rufis; femoribus quatuor prioribus incrassatis.

Dark green, thorax above with two depressions filled with short black hairs, sides with a sharpish spine. Elytra not much wider at the base than throughout their length. Under side covered with short golden-coloured silky hairs, abdomen rufous beneath and covered with short silky golden pubescence. Head short and broad. Antennæ blackish, basal joint dotted and striated in front; third and following joints angled. Legs rufous; femora of first two pair incrassated; the hind pair rather longer than the elytra, tibiæ compressed and somewhat incurved.

Length  $1\frac{1}{2}$  lines.

*Hab.* Congo (Tuckey's Exp.).

A second specimen in the Museum Collection is darker in colour and more tinged with purple, the palpi are more rufous, and the tibiæ and tarsi are lighter in colour than the femora.

15. *CALLICHROMA BASALE*, n. s. B.M.

*C. viridi-prasinum*, elytris basi suturâque subflavis, antennis pedibusque rufis, articulo primo antennarum basi obscuro, articulis tertio et quarto postice subciliatis.

Green, antennæ rufous, basal joint striated across in front, the base blackish, the third and fourth joints behind somewhat ciliated. Thorax above transversely striated, a smoothish line down the middle. Elytra at the base and on the suture yellowish. Legs rufous, femora thickened, tibiæ of hind legs much compressed; tarsi rufous like the legs. Under side of abdomen green, hind margins of abdominal segments narrowly margined with coppery red and brown.

Length  $7\frac{1}{4}$  lines.

*Hab.* Ashantee.

16. *CALLICHROMA SPLENDIDUM*. B.M.

*Callichroma splendidum*, *Leconte, Journ. Acad. Nat. Sc. Phil.* n. s. ii. 37.

*Callichroma splendida*, *Dej. Cat.* p. 349.

*Hab.* N. America (U. States).

17. *CALLICHROMA RUGICOLLE*. B.M.

*Callichroma rugicollis*, *Guér. Icon. R. A. (texte)* iii. 220.

*Hab.* Mexico.

18. *CALLICHROMA CAYENNENSE*. B.M.

*Callichroma scitula*, *Dej. Cat.* p. 349.

*Callichroma Cayennensis*, *Dup. Chev. Coll.*

*Hab.* S. America.

19. *CALLICHROMA VITTATUM*. B.M.

*Cerambyx vittatus*, *Fabr. S. El.* ii. 268.

*Oliv. Col.* iv. 32. t. 2. f. 10.

*Cerambyx ochropus*, *Voet, Col.* iii. t. 10. f. 41.

*Leptura viridi-aurea*, *Degeer, Mem.* v. 145. t. 15. f. 1.

*Leptura aurea*, *Gmel. Syst. Nat.* iv. 1877.

*Callichroma vittata*, *Serv. Ann. Soc. Ent. Fr.* ii. 557.

*Callichroma rufipes*, *Dej. Cat.* (olim).

*Hab.* Brazil.

20. *CALLICHROMA ASSIMILATUM*, n. s. B.M.

*C. viride*; thorace vittis duabus nigro-viridibus velutinis; lateribus et lineâ mediâ longitudinali transversim strigatis; elytris suturâ læte aureo-viridi, vittâ mediâ longitudinali velutinâ; corpore subtus læte viridi subsericeo; pedibus fuscis, femoribus rufis.

Allied to *C. vittatum*: the thorax has two velvety longitudinal vittæ; the sides of the thorax and a longitudinal line down the middle are closely covered with transverse striæ; the scutellum is grooved down the middle and is of a golden green colour; the elytra have the suture of a light silky green, in some lights golden; a dark velvety band runs down the middle; the under side is of a lively green, with a slight silken pubescence; the antennæ are black; the legs are blackish brown, the femora being of a light ferruginous.

Length 8 to  $9\frac{1}{4}$  lines.

*Hab.* Brazil.

21. *CALLICHROMA COSMICUM*, n. s. B.M.

*C. viridi-velutinum*, capite, lineâ dorsali thoracis, suturâque nitidis; antennis nigris; pedibus nigro-fuscis, femoribus rufis, posticis apice nigris; corpore subtus viridi, cinereo-fusco sericato.

Head triangular elongated, grooved longitudinally down the middle and punctured. Thorax nodulose on the side, a smooth line down the middle. Scutellum grooved down the middle, the tip transversely furrowed. Elytra with the tips divaricating, of a deep velvet green, the suture light shining green and transversely striated with a lighter-coloured line down the middle, clearest at the shoulder. Under side light green, silky, with an ashy grey pubescence. Femora of first two pairs of legs thickened, rufous; femora of hind legs compressed, basal half rufous, apical blackish brown. Tibiæ of hind legs compressed.

Length  $9\frac{3}{4}$  lines.

*Hab.* Honduras (Coll. Dyson).

22. *CALLICHROMA FESTIVUM*. B.M.

*Cerambyx festivus*, *Fabr. S. El.* ii. 268.

*Oliv. Col.* iv. 30. t. 7. f. 44; t. 18. f. 44.

*Cerambyx festus*, *Gmel. Syst. Nat.* iv. 1823.

*Callichroma festiva*, *Serv. Ann. Soc. Ent. Fr.* ii. 558.

*Hab.* W. Africa.



23. *CALLICHROMA ATRIPENNE*. B.M.

*Callichroma atripenne*, *Hope, Ann. & Mag. Nat. Hist.* 1843, p. 365.

*Hab.* W. Africa (Sierra Leone) (Rev. D. F. Morgan).

24. *CALLICHROMA SPECIOSUM*.

*Cerambyx speciosus*, *Dalman, Schænh. Syn. Ins.* i. 3. *App.* 153.  
*Callichroma luctuosa*, *Dej. Cat.* p. 349.

*Hab.* W. Africa (Sierra Leone).

25. *CALLICHROMA CHALYBEATUM*, n. s. B.M.

*C. atro-chalybeum*, *politum*, *antennis pedibusque nigerrimis*,  
*scutello angusto elongato, transversim sulcato, corpore subtus*  
*medio virescente.*

Head deep chalybeous; mandibles at base chalybeous, then green, tip black; labrum emarginate in front. Thorax somewhat nodulose above and ridged behind, with scattered punctures, the sides with a strong spined tubercle somewhat bent at the end. Scutellum elongated, narrow, with about twenty distinct transverse grooves. Elytra with small scattered punctures. Antennæ deep black, basal joint not much thickened and slightly punctured in front. Legs deep black, femora of hind legs not quite so long as the elytra; femora of the first two pair thickened and sinuated at the end on the under side. Tibiæ of hind legs compressed, on the inside pitted except at the base and tip; tarsi black with ashy brown pubescence.

Length  $14\frac{3}{4}$  lines.

*Hab.* W. Africa (Dix Cove) (Coll. Parry).

26. *CALLICHROMA ALBITARSUS*. B.M.

*Cerambyx albitarsus*, *Fabr. S. El.* ii. 267.

*Cerambyx albo-tarsus*, *Weber, Obs. Ent.* p. 86.

*Cerambyx femoralis*, *Oliv. Col.* iv. pl. 7. f. 45.

*Callichroma albitarsa*, *Serv. Ann. Soc. Ent. Fr.* ii. 557.

*Hab.* I. of France.

27. *CALLICHROMA TENUE*. B.M.

*Callichroma tenue*, *Chevr. Coll.*

*Hab.* Java.

28. *CALLICHROMA SINICUM*, n. s. B.M.

*C. obscure viride*; *thoracis lateribus post mediam spinosis, tho-*  
*race supra transverse strigoso, punctis duobus medio lævibus*;

scutello medio cavato; elytris angustatis depressis; pedibus chalybeato-viridibus tarsis posticis elongatis; corpore subtus pilis brevibus adpressis cinereis tecto.

Dull green; the sides of the thorax behind the middle spined; the thorax above transversely strigose and with two smooth spots in the middle, one behind the other; two large velvety marks on the back part of the thorax; scutellum hollowed out in the middle; the elytra narrowed and depressed. Legs of a greenish chalybeous; the femora of hind legs scarcely reaching to the end of the elytra; the tarsi of hind legs very long and compressed, nearly as long as the tibia. Body beneath covered with short adpressed grey hairs.

Length  $11\frac{3}{4}$  lines.

*Hab.* N. China (Coll. Fortune).

29. *CALLICHROMA GIBBICOLLE*, n. s.

B.M.

*C.* obscure viride; thorace supra transversim strigoso, dorso supra postice bigibboso, lateribus post medium spinosis; pedibus posticis purpureo-chalybeis, tarsis posticis elongatis compressis.

Nearly allied to *C. Sinicum*, but differs in having two tubercles on hind part of thorax, one on each side; there are no velvet-like marks on the thorax, and the surface is more deeply grooved. The antennæ are purplish black, except the first joint, which is green; the scutellum is hollowed out in the middle and the sides are margined; the first pair of legs are green, the tibiæ being clothed with shining brown hairs on the fore margin, the inner side of the middle femora is of a dark chalybeous; the hind legs are of a purplish chalybeous; the tarsi of hind legs are much elongated and compressed.

Length 11 lines.

*Hab.* N. China (Coll. Fortune).

30. *CALLICHROMA PHAETHUSA*, n. s.

B.M.

*C.* nigro-viride; thorace strigis radiatis; scutello nigro, suturâ obscurâ; pedibus virescenti-nigris; corpore subtus pilis cinereis brevibus sericeis induto.

Dark green; the thorax with close strigæ, many of which radiate from a centre; sides with a short spine in the middle. Scutellum black, a short impressed line at the base. Elytra at the base close to the suture, with a small space covered with coarser punctures than the rest of the surface, the suture darker; under side of body dark green, covered with ashy grey pubes-

cence. Legs dark greenish black, with bluish reflections; femora of hind legs rather longer than the elytra.

Length 11 lines.

*Hab.* Philippine Islands (Coll. Cuming).

31. *CALLICHROMA ACCENSUM*.

B.M.

*Callichroma accensum*, *Newman, Entom.* p. 246.

*Hab.* Philippine Islands (Coll. Cuming).

32. *CALLICHROMA PERLÆTUM*, n. s.

B.M.

*C. obscure viride, capite viridi-æneum, antennis chalybeo-nigris, thoracis dorso delicatule transversim striato; pedibus chalybeo-  
viridibus, femoribus purpureo-rufis, posticis apice chalybeis;  
corpore subtus læte viridi, pilis brevibus cinereis sericato.*

Head brassy green, antennæ of a deep steel-colour with green reflections. Thorax above delicately striated across, the sides with a spine behind the middle. Scutellum grooved down the middle. Legs of a steel-green, the femora purplish red, the tips of the two anterior pair narrowly pointed with chalybeous; the posterior femora project a little beyond the elytra, and are more widely tipped with chalybeous. Body beneath of a light green, with short greyish silky pubescence.

Length  $8\frac{1}{4}$  to  $9\frac{1}{2}$  lines.

*Hab.* Assam.

33. *CALLICHROMA ADDICTUM*.

B.M.

*Callichroma addictum*, *Newman, Entom.* p. 245.

*Hab.* Philippine Islands (Coll. Cuming).

34. *CALLICHROMA NYMPHA*, n. s.

B.M.

*C. supra viride subtus aureâ pube tectum, antennis pedibusque  
virescenti-chalybeis, femoribus compressis purpurascanti-rubris,  
thorace posticè binodoso, transversim sulcato, lateribus spinâ  
acutâ lævi, elytris creberrime punctulatis.*

Green, head dotted, sides behind the eyes striated. Antennæ of a dark greenish blue, the first six joints behind more or less thickly ciliated. Jaws shortish, green, tip brown. Thorax chalybeous green, with the sides sharply spined, two tubercles on the back part, the upper surface transversely grooved, the striæ somewhat undulated and running sometimes into each other. Scutellum hollowed in the middle. Elytra very thickly covered with minute punctures, longer than the femora of hind legs. Under side of prothorax striated beneath; rest of the under side of a light yellowish green, with a golden pubescence; the middle

of abdomen shining; femora slightly bent, compressed, and of a pinkish red; tibiæ greenish blue, surface of hind tibiæ waved on the inside transversely, except at the base and tip. Tarsi black, tinged with chalybeous.

Length from  $15\frac{1}{2}$  to  $16\frac{1}{2}$  lines.

*Hab.* E. Indies (Coll. Stevens).

35. *CALLICHROMA BIVITTATUM*, n. s.

B.M.

*C. nigro-chalybeum*; capite thorace elytrisqve virescentibus, elytris singulis, vittâ elongatâ atrâ velutinâ ad suturam, corpore subtus viridi.

Head dark green, with bluish reflections; mandibles dark green, the tip brown, with brassy reflections; antennæ purple, first joint at the tip grooved in front. Thorax above minutely striated across, varied with green and chalybeous, the sides strongly spined. Scutellum blue varied with green, with an impressed line down the middle. Elytra deep green, with an elongated velvet black vitta close to the suture. Body beneath metallic green. Legs purple, sometimes varied with green, the femora compressed, not much dilated, tarsi obscure.

Length 13 to 16 lines.

*Hab.* E. Indies.

36. *CALLICHROMA CANTORI*.

B.M.

*Callichroma Cantori*, *Hope, Linn. Trans.* xviii. 440. pl. 30. f. 3.

*Hab.* E. Indies; Assam; Silhet.

37. *CALLICHROMA GRIFFITHII*.

*Callichroma Griffithii*, *Hope, Linn. Trans.* xviii. 440. pl. 30. f. 2.

*Hab.* E. Indies (Assam).

38. *CALLICHROMA HARDWICKIANUM*, n. s.

B.M.

*C. capite*, thorace elytrisqve æneo-viridibus politis, antennis nigris, articulis quatuor basalibus viridibus; femoribus rubris posticis elytris brevioribus, tibiis viridibus tarsis flavescens; corpore subtus obscure viridi pubescente, abdominis segmentis tribus subtus rufescentibus.

Head, thorax and elytra of a bronzed green, polished; thorax with scattered punctures, deeply grooved transversely in front, each side with a wide pointed tubercle. Scutellum elongated, sides margined. Elytra with the base punctured. Antennæ black, with the first four joints green, the joints at the end somewhat cup-shaped. Legs with the femora red, the tibiæ green, those of hind legs compressed and bent, the tarsi yellow; the

femora of hind legs not much thickened, the elytra reaching considerably beyond them; under side of body dull green, pubescent, three of the abdominal segments somewhat rufous beneath.

Length  $14\frac{1}{2}$  lines.

*Hab.* Nepal (Maj.-Gen. Hardwicke).

A species allied to *C. Cantori*.

39. *CALLICHROMA SEMIGNITUM.* B.M.

*Callichroma semignita*, *Chevr. Rev. Zool. Cuv.* 1841, p. 227.

*Callichroma semignitum*, *Newman, Entom.* p. 246.

*Hab.* Philippine Islands (Coll. Cuming).

40. *CALLICHROMA ELEGANS.* B.M.

*Cerambyx elegans*, *Fabr. S. El.* ii. 269.

*Oliv. Col.* iv. 26. t. 5. f. 35.

*Callichroma elegans*, *Dej. Cat.* p. 349.

*Hab.* W. Indies.

41. *CALLICHROMA VIRENS.* B.M.

*Cerambyx virens*, *L. Syst. Nat.* ii. 627.

*Oliv. Col.* iv. 29.

*Drury, Ill.* i. t. 40. f. 1.

*Callichroma virens*, *Serv. Ann. Soc. Ent. Fr.* ii. 557.

*Hab.* W. Indies.

42. *CALLICHROMA COLUMBINUM.* B.M.

*Callichroma columbina*, *Dej. Cat.* p. 349.

*Guér. Rev. Zool. Cuv.* 1838, p. 282.

*Callichroma virens*, var. ?

*Hab.* Cuba.

43. *CALLICHROMA DUCALE.* B.M.

*Callichroma ducalis*, *Newman, Charlesworth's Mag. Nat. Hist.* n. s. iv. 367.

*Hab.* Navigators' Islands (Duke of Northumberland).

44. *CALLICHROMA SUTURALE.* B.M.

*Cerambyx suturalis*, *Fabr. S. El.* ii. 268.

*Oliv. Col.* iv. 25. t. 6. f. 40.

*Cerambyx auricomus*, *Voet, Col.* iii. t. 10. f. 42, 43.

*Callichroma suturalis*, *Serv. Ann. Soc. Ent. Fr.* ii. 557.

*Hab.* S. America.

45. *CALLICHROMA VELUTINUM.* B.M.  
*Cerambyx velutinus*, *Fabr. S. El.* ii. 268.  
*Oliv. Col.* iv. 24. t. 6. f. 41.  
*Callichroma velutina*, *Serv. Ann. Soc. Ent. Fr.* ii. 557.  
*Hab.* S. America.
46. *CALLICHROMA AMABILE.* B.M.  
*Callichroma amabilis*, *Dej. MSS. Coll. Goudot.*  
*Hab.* Columbia (Coll. Goudot); Brazil.
47. *CALLICHROMA PURPURATUM.* B.M.  
*Callichroma purpuratum*, *Chevr. Coll.*  
*Hab.* Venezuela.
48. *CALLICHROMA SERICEUM.* B.M.  
*Cerambyx sericeus*, *Fabr. S. El.* ii. 268.  
*Oliv. Col.* iv. 25. t. 5. f. 37.  
*Callichroma sericea*, *Serv. Ann. Soc. Ent. Fr.* ii. 557.  
*Hab.* Brazil.
49. *CALLICHROMA MELANCHOLICUM.* B.M.  
*Callichroma melancholicum*, *Chevr. Coll.*  
*Hab.* Mexico; Honduras.
50. *CALLICHROMA CYANOMELAS*, n. s. B.M.  
*C. nigro-velutinum*, capite, femoribusque chalybeis; corpore sub-  
tutus chalybeg, pilis canis brevibus sericeis, induto.  
Allied to *C. melancholicum*; the palpi are ferruginous, the  
head is of a deep steel-blue, as is the first joint of the antennæ.  
The femora of all the legs are of a deep steel-blue, except at the  
base, which is black. Tibiæ and tarsi black; tibiæ of hind legs  
compressed, slightly bent, the sides nearly parallel; under side  
deep blue, in some lights hoary grey, from the short silky hairs  
with which it is covered.  
Length 14 lines.  
*Hab.* Guatimala (Coll. Deby).
51. *CALLICHROMA PHYLLOPUS.* B.M.  
*Callichroma Phyllopus*, *Buq. in Guér. Icon. R. A.* (texte) iii. 220.  
*Hab.* Brazil.

52. *CALLICHROMA MELANIANTHE*, n. s.

*C. nigro-velutinum*, elytris (basi excepto) nitidis chalybeo et purpureo; corpore subtus lævi; femoribus posticis elytris subbrevioribus.

Of a velvet black, antennæ shorter than the body. Thorax above covered with velvety hairs, the side with a wide tubercle; base of elytra covered with velvety hairs; greater part of elytra smooth, shining with chalybeous and purple; body beneath smooth, bluish black. Legs black, soles of tarsi yellowish brown; femora of hind legs somewhat shorter than the elytra; tibiæ of hind legs flattened, gradually wider from the base to the tip.

Length  $10\frac{1}{2}$  to  $12\frac{1}{2}$  lines.

*Hab.* Port Natal (Coll. Gueinzii).

53. *CALLICHROMA LATIPES*.

B.M.

*Cerambyx latipes*, *Degeer*, *Mem.* vii. t. 49. f. 3.

*Fabr.* *S. El.* ii. 269.

*Cerambyx platypus*, *Gmel.* *Syst. Nat.* iv. 1827.

*Hab.* S. Africa.

54. *CALLICHROMA BIMACULATUM*, n. s.

B.M.

*C. olivaceo-viride*, antennarum articulis quinque ultimis flavis subincrassatis, elytris singulis medio flavo unimaculatis.

Head and thorax of an olive-green, shagreened and glittering; thorax wider than long, sides angularly dilated; elytra of a deep velvety olive-green, almost black, with a yellow subtriangular spot in the middle of each approaching the margin. Antennæ with the third joint nearly as long as the two following it; the fourth to the eleventh joints grooved on the inside; the first six joints black; the five terminal yellow and somewhat thickened. Legs black with purplish reflections; femora compressed, widened and slightly bent; tibiæ of hind legs compressed and dilated.

Length 12 lines.

*Hab.* N. China (Coll. Fortune).

55. *CALLICHROMA GUEINZII*, n. s. Pl. IV. f. 8.

B.M.

*C. nigro-chalybeum*; antennis brevibus pallide-rufis; pedibus rufis, femoribus apice nigro-chalybeis; tibiis posticis apice multum dilatatis et nigro-chalybeis; thorace supra postice bigibboso; scutello medio cavato; elytris confertissime punctulatis costis duabus lævibus, inferiore minore.

Of a dark chalybeous with greenish reflections; head blackish, with the mouth and palpi ferruginous; antennæ short, pale rufous. Thorax above roughly punctured and somewhat bigibbous

behind; hind margin constricted and striated transversely; the sides with a spine on the middle; the scutellum black, smooth, the sides at the end margined. Elytra elongated, much longer than the posterior femora, minutely punctulated, with two longitudinal costæ, the inner the shortest. Legs rufous, femora of first two pair of a dark chalybeous, except at the base and the extreme tip, which are rufous. Hind legs with the tibiæ clubbed at the end and of a dark chalybeous; the tibiæ much dilated at the end, the dilated portion dark chalybeous. The dilatation of hind legs somewhat resembles that of *C. latipes*.

Length 17 lines.

*Hab.* Port Natal (Coll. Gueinzus).

56. *CALLICHROMA MICANS*.

B.M.

*Cerambyx micans*, *Fabr. S. El.* ii. 267.

*Callichroma micans*, *Dej. Cat.* p. 349.

*Hab.* Congo.

57. *CALLICHROMA GORYI*.

*Callichroma speciosa*, *Gory, Guér. Icon. R. A. (texte)* iii. 220.  
pl. 43. f. 6.

*Hab.* C. G. Hope.

58. *CALLICHROMA ASSIMILE*.

*Callichroma assimile*, *Hope, Ann. & Mag. Nat. Hist.* 1843, p. 367.

*Hab.* W. Africa (Sierra Leone).

59. *CALLICHROMA LÆTUM*.

*Callichroma lætum*, *Hope, Ann. & Mag. Nat. Hist.* 1843, p. 368.

*Hab.* W. Africa (Palmas).

60. *CALLICHROMA IGNEICOLLE*.

*Callichroma igneicolle*, *Hope, Ann. & Mag. Nat. Hist.* 1843,  
p. 368.

*Hab.* W. Africa (Ashantee).

61. *CALLICHROMA FABRICII*.

*Cerambyx Fabricii*, *Schænh. & Dalm. Schænh. Syn. Ins.* i. 3. *App.*  
p. 152.

*Hab.* W. Africa (Sierra Leone).

62. *CALLICHROMA AURICOLLE*.

B.M.

*Callichroma auricolle*, *Buq.*

*Hab.* Angola.



## 63. CALLICHROMA HOTTENTOTTUM.

*Callichroma hottentotta*, *Buq. Guér. Icon. R. A.* (texte) iii. 221.  
*Hab.* C. G. Hope.

## 64. CALLICHROMA CYLINDRICUM, n. s.

B.M.

*C. angustum cylindricum viridi-velutinum*, scutello nitido, suturâ depressâ flavescente, antennis pedibusque rufis, tarsis sericeis pallidioribus; thoracis lateribus subtuberculatis, abdomine thoraceque subtus flavo pubescentibus.

Narrow and cylindrical, dark velvety green; scutellum lighter, the suture slightly depressed and covered with short yellowish hairs. Face long and striated in different directions; the labrum brown, margined with yellowish. Antennæ rufous, third joint slightly curved, third and fourth joints shortly ciliated. Thorax roundish, sides with a blunt tubercle; a slight transverse ridge just before the middle; upper surface transversely striated. Legs rufous, femora slightly thickened and flattened, tarsi covered with pale ash-coloured hairs; under side of body green, with short yellowish pubescence.

Length  $9\frac{1}{4}$  lines.

*Hab.* Sierra Leone (Rev. D. F. Morgan).

## 65. CALLICHROMA TELEPHOROIDES.

B.M.

*Cerambyx telephoroides*, *Westw. Cab. Ori. at. Ent.* t. 29. f. 1.  
*Hab.* Ceylon.

## 101. LITOPUS.

*Litopus*, *Serv. Ann. Soc. Ent. Fr.* ii. 563.  
*Saperda*, p., *Fabr.*

## 1. LITOPUS VIOLACEUS.

*Litopus violaceus*, *Serv. Ann. Soc. Ent. Fr.* ii. 563.  
*Hab.* C. G. Hope.

## 2. LITOPUS LATIPES.

B.M.

*Saperda latipes*, *Fabr. S. El.* ii. 322.  
*Litopus ater*, *Dej. Cat.* p. 349.  
*Hab.* S. Africa.

## 3. LITOPUS DISPAR.

B.M.

*Litopus dispar*, *Bohem. Coll. Chev.*  
*Hab.* S. Africa.

## 102. CLOSTEROMERUS.

Closteromerus, *Dej. Cat.* p. 350.

Saperda, p., *Fabr.*

## 1. CLOSTEROMERUS SEX-PUNCTATUS. B.M.

Saperda sex-punctata, *Fabr. S. El.* ii. 322.

Cerambyx sexpunctatus, *Schænh. Syn. Ins.* i. 3. 354.

Closteromerus sexpunctatus, *Dej. Cat.* p. 350.

*Hab.* S. Africa.

## 2. CLOSTEROMERUS VIOLACEUS. B.M.

Closteromerus violaceus, *Dej. Cat.* p. 350. *Chevr. Coll.*

*Hab.* S. Africa.

## 3. CLOSTEROMERUS CYANIPENNIS. B.M.

Closteromerus cyanipennis, *Dej. Cat.* p. 350. *Chevr. Coll.*

*Hab.* S. Africa.

## 4. CLOSTEROMERUS LÆTUS. B.M.

Closteromerus lætus, *Klug, Dej. Cat.* p. 350. *Chevr. Coll.*

*Hab.* S. Africa.

## 5. CLOSTEROMERUS IMPERIALIS, n. s. B.M.

C. capite, thorace, scutelloque æneo-viridibus; elytris pedibusque chalybeato-viridibus, corpore subtus violaceo-purpureo, segmentis viridi-marginatis, antennis apice multum incrassatis.

Head brassy green, in front margined with purple; antennæ with the apical joints considerably thickened, the sides grooved; first joint purple at the base, dark green at the tip. Thorax brassy green, smooth, with scattered punctures. Scutellum brassy green. Elytra of a dark greenish chalybeous, purplish at the base; under side of abdomen of a violet-purple, segments narrowly margined with green. Legs green, femora clavate.

Length 7 lines.

*Hab.* Port Natal (Coll. Guéinzus).

## 103. PROMECES.

Promeces, *Serv. Ann. Soc. Ent. Fr.* iii. 27.

Cerambyx, p., *Fabr.*

## 1. PROMECES KRAUSSII, n. s. B.M.

P. læte viridis, thorace punctigero, dorso bi-impresso; femoribus quatuor anticis clavato-incrassatis; femoribus posticis elongatis compressis.

Shining green, thorax smooth, with scattered punctures and two oblique impressions on the back; femora of four anterior legs clubbed and suddenly thickened; femora of hind legs elongated and gradually thickened and slightly compressed; under side slightly pubescent.

Length  $9\frac{1}{2}$  lines.

Hab. Port Natal (Coll. Krauss).

## 2. PROMECES VIRIDIS. B.M.

Promeces viridis, *Dej. Cat.* p. 349. *Chevr. Coll.*

Hab. S. Africa.

## 3. PROMECES CLAVIGER.

Cerambyx claviger, *Dalm. Schænh. Syn. Ins.* i. 3. *App.* p. 155.

Hab. —?

## 4. PROMECES LONGIPES. B.M.

Saperda longipes, *Fabr. Mant. Ins.* i. 148.

Callidium longipes, *Oliv. Col.* iv. 28. t. 1. f. 3.

Leptura linearis, *L. Syst. Nat.* ii. 641.

Cerambyx fusiformis, *Degeer, Mem.* vii. 657. t. 49. f. 7.

Cerambyx viridis, *Schall. Act. Hal.* i. 295.

Cerambyx virescens, *Gmel. Syst. Nat.* iv. 1858.

Promeces longipes, *Serv. Ann. Soc. Ent. Fr.* iii. 27.

Hab. S. Africa.

## 5. PROMECES CHALYBEATUS, n. s. B.M.

P. chalybeato-viridis; femoribus apice subito clavatis; thorace lucido, lævissimo; subtus lateribus holosericeis.

Steel-blue verging upon green; all the femora suddenly clavate at the tip; thorax shining, very smooth, the sides of the abdomen beneath pubescent, with a greyish silky lustrous down; elytra thickly and closely punctured.

Length 5 to 7 lines.

Hab. Port Nata (Coll. Krauss).

## 6. PROMECES SINENSIS. B.M.

Promeces Sinensis, *Hope, Proc. Ent. Soc. Lond.* 1841, p. 63.

Promeces argentatus, *Schupp. Coll. Chevr.*

Promeces subtilis, *Guérin, Chevr.*

Hab. China (J. C. Bowering, Esq.).

7. *PROMECES PRASINUS*, n. s.

B.M.

*P. viridis*, antennarum articulo basali viridi; thorace supra punctato, tuberculo laterali lævigato; scutello lævi; elytris viridibus punctatis, corpore subtus cinereo pubescente.

Green, basal joint of antennæ green, the last seven black; thorax above punctured, the punctures running into each other, the lateral tubercle smooth, green, shining; scutellum smooth; elytra green punctured, body beneath closely covered with ash-coloured pubescence. Legs green.

Length 9 lines.

*Hab.* E. Indies (Walter Elliott, Esq.) (Ent. Club).

8. *PROMECES PURPURATUS*, n. s.

B.M.

*P. angustus*, capite thoraceque nigro-chalybeis; elytris purpureis; pedibus elongatis; femoribus apice tenuiter clavatis.

Narrow elongated; head, thorax, body beneath and legs dark chalybeous, the elytra purple; thorax punctured with two or three smoothish spaces, slightly bulging behind. Legs slender, the femora gradually clubbed at the tip.

Length 7 lines.

*Hab.* S. Africa (Dr. Andrew Smith).

104. *POLYZONUS*.

*Polyzonus*, *Dej. Cat.* p. 349.

*Lap. An. Art.* ii. 438.

*Promeces*, p., *Serv.*

*Saperda*, p., *Fabr.*

1. *POLYZONUS TETRASPILATUS*.

B.M.

*Cerambyx tetraspilosus*, *Hope, Silberm. Rev. Ent.* iii. 71.

*Cerambyx tetraspilotus*, *Hope, l. c.* pl. 32.

*Hab.* E. Indies.

2. *POLYZONUS QUADRIMACULATUS*, n. s.

B.M.

*P. chalybeo-viridis*; elytris singulis, maculis duabus subquadratis luteis, suturam haud attingentibus; corpore subtus viridi, pilis brevibus sericeis induto.

Head deep bluish green, the front light green; between the eyes and behind the antennæ are six or seven short striæ; the thorax is delicately striated, those near the front margin transverse, the others radiating as if from a centre. Scutellum green, hollowed out. Elytra green and chalybeous, each with two yel-

low spots, one before and the other behind the middle, margined with very deep blue; under side light green covered with short silky pubescence.

*Hab.* E. Indies (Walter Elliott, Esq.).

Near *P. tetraspilotus*.

3. POLYZONUS CINCTUS.

B.M.

*Callichroma cincta*, *Guér. Icon. R. A. (texte) iii. 220.*

*Hab.* E. Indies.

4. POLYZONUS BIZONATUS, n. s.

B.M.

*P. capite thorace pedibusque læte viridibus; elytris nigro-viridibus fasciis duabus luteis transversis, anteriore angustiore; corpore subtus viridi, pilis brevibus flavo-cinereis densissime tecto.*

Head golden green with scattered punctures; antennæ black, first joint dull green. Thorax golden green, irregularly punctured, the sides striated. Scutellum golden green. Elytra greenish black, with two transverse pale yellow bands, the front one narrow. Under side light green, densely clothed with a yellowish grey silky pubescence. Legs green.

Length  $8\frac{3}{4}$  lines.

*Hab.* E. Indies (Moulmein).

5. POLYZONUS BIFASCIATUS.

B.M.

*Polyzonus bifasciatus*, *Newman, Entom. p. 246.*

*Polyzonus Manillarum*, *Chevr. Rev. Zool. Cuv. 1841.*

*Hab.* Philippine Islands (Coll. Cuming).

6. POLYZONUS BICINCTUS.

B.M.

*Cerambyx bicinctus*, *Oliv. Col. iv. 46. t. 21. f. 166.*

*Pallas, Icon. t. F. f. 12.*

*Saperda fasciata*, *Fabr. S. El. ii. 322.*

*Cerambyx sibiricus*, *Gmel. Syst. Nat. iv. p. 1840.*

*Polyzonus fasciatus*, *Lap. An. Art. ii. 438.*

*Hab.* Siberia.

7. POLYZONUS INERMIS, n. s.

B.M.

*P. thorace lateribus inermibus; capite thoraceque nigro-purpureis, elytris nigro-purpureis fasciis duabus flavis transversis, subtus sericeo-pubescente.*

Closely allied to *P. bicinctus*, but may at once be distinguished from the Siberian species by the thorax wanting the lateral spine.

Length 6 to 7 lines.

*Hab.* E. Indies.

8. POLYZONUS MELLII, n. s.

B.M.

*P.* obscure viridis; elytris flavis fasciis tribus transversis nigro-viridibus.

Head dull green, punctured; antennæ black, first joint dull green, punctured; scutellum smooth, green; elytra pale yellow, with three transverse greenish black bands, one apical; sometimes the tip is yellow. Under side dark green, covered with yellowish grey short hairs.

Length 10 to 11 lines.

*Hab.* Int. S. Africa (Earl of Derby).

9. POLYZONUS SCALARIS.

B.M.

*Polyzonus scalaris*, *Dej. Cat.* p. 350. *Chevr. Coll.*

*Hab.* S. Africa (Dr. A. Smith).

10. POLYZONUS SEXMACULATUS, n. s.

B.M.

*P.* viridis, punctatus, elytris viridibus, singulis maculis tribus flavis, unâ basali transversâ, secundâ et tertiâ suturam non attingentibus, corpore subtus viridi subpubescente.

Green, punctured; elytra green, each with three yellow marks, one transverse basal, second before the middle, third behind the middle, last two not reaching the suture. Body beneath green, slightly pubescent.

Length  $8\frac{1}{2}$  lines.

*Hab.* C. G. Hope (Ent. Club).

11. POLYZONUS CLAVICORNIS.

B.M.

*Saperda clavicornis*, *Fabr. S. El.* ii. 322.

*Oliv. Coll.* iv. t. 3. f. 30.

*Cerambyx grossicornis*, *Degeer, Mem.* vii. 656. t. 49. f. 5.

*Saperda sex-notata*, *Thunb. Mem. Ups.* iv. 57. t. f. 2.

*Polyzonus quadrinotatus*, *Bohem. Coll. Chevr.*

*Hab.* Port Natal (Coll. Gueinzus).

## 105. EUPORUS.

Euporus, *Serv. Ann. Soc. Ent. Fr.* iii. 20.  
 Rhopalophora, p., *Newm.*  
 Cerambyx, p., *Fabr.*  
 Callidium, p., *Oliv.*

## 1. EUPORUS STRANGULATUS. B.M.

Euporus strangulatus, *Dej. Serv. Ann. Soc. Ent. Fr.* iii. 359.  
 Rhopalophora resplendens, *Newm. Ent. Mag.* v. 496.  
*Hab.* Fernando Po (Ent. Club).

## 2. EUPORUS HEMICHRYSEUS. B.M.

Euporus hemichryseus, *Chevr. Coll.*  
*Hab.* S. Africa (Zulu) (G. F. Angas, Esq.).

## 3. EUPORUS BREVICORNIS. B.M.

Cerambyx brevicornis, *Fabr. S. El.* ii. 280.  
 Callidium brevicorne, *Oliv. Col.* iv. 24. t. 2. f. 22.  
 Cerambyx cyanicornis, *Fabr. S. El.* ii. 270.  
 Euporus cyanicornis, *Dej. Cat.* p. 359.  
*Hab.* W. Africa (Sierra Leone) (Rev. D. F. Morgan).

## 4. EUPORUS AMABILIS.

Euporus amabilis, *Hope, Ann. & Mag. Nat. Hist.* xi. (1843) 368.  
*Hab.* W. Africa (Palmas).

## 5. EUPORUS CHRYSOCOLLIS.

Euporus chrysocollis, *Hope, Ann. & Mag. Nat. Hist.* xi. (1843)  
 368.  
*Hab.* W. Africa (Fernando Po).

## 6. EUPORUS PLAGIATUS.

Cerambyx plagiatus, *Dalm. Schænh. Syn.* i. 3. *App.* p. 154.  
*Hab.* W. Africa (Sierra Leone).

## 106. SERICOGASTER.

Sericogaster, *Dej. Cat.* p. 350.  
 Stenogaster, *Blanch. Hist. Ins.* ii. 149 (misprint).

## 1. SERICOGASTER LÆTIPENNIS, n. s. B.M.

S. obscure-fuscus, thorace supra dorso binodoso ; elytris punctatis viridibus, lineâ igneo-rubrâ a humero ad apicem.

Of a dull brown ; thorax above with two tubercles on the back, placed transversely ; elytra punctured, green, with a fiery red line extending from the shoulder to the tip.

Length  $7\frac{1}{2}$  lines.

*Hab.* S. Africa.

2. SERICOGASTER ARGENTATUS.

B.M.

*Sericogaster argentatus*, *Klug, Dej. Cat.* p. 350.

*Hab.* S. Africa (Dr. A. Smith).



## EXPLANATION OF PLATES.

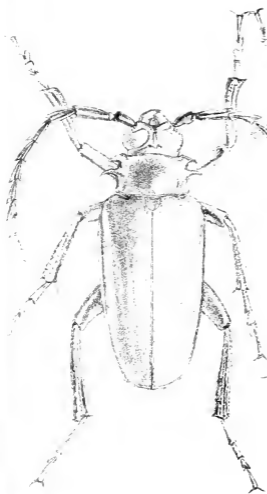
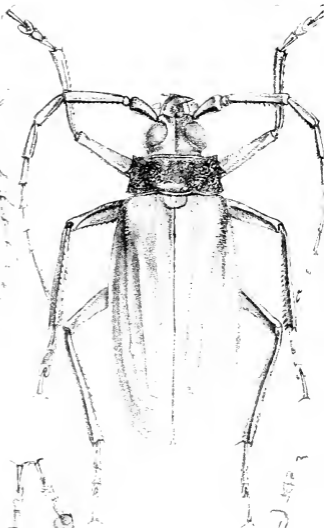
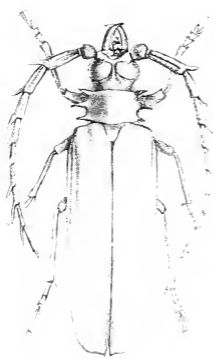
- 
- PLATE I. Fig. 1. *Dorycera spinicornis*, p. 13.  
 Fig. 2. *Aulacocerus mundus*, p. 13.  
 Fig. 3. *Prionomma orientalis*, p. 19.  
 Fig. 4. *Ancyloprotus bigibbosus*, p. 19.
- PLATE II. Fig. 1. *Pachypleura modesta*, p. 27.  
 Fig. 2. *Megopis costipennis*, p. 28.  
 Fig. 3. *Cyrtonops punctipennis*, p. 32.  
 Fig. 4. *Aulacopus natalensis*, p. 34.  
 Fig. 5. *Malacomacrus pallescens*, p. 41.  
 Fig. 6. *Pyrodes antennatus*, p. 51.  
 Fig. 7. *Mallaspis longiceps*, p. 52.
- PLATE III. Fig. 1. *Pœcilopeplus Batesii*, p. 56.  
 Fig. 2. *Agallissus quadrimaculatus*, p. 61.  
 Fig. 3. *Pteroplatus sellatus*, p. 82.  
 Fig. 4. *Eburodacrys megaspilota*, p. 95.  
 Fig. 5. *Atylostagma polita*, p. 97.  
 Fig. 6. *Malacopterus flavo-signatus*, p. 115.  
 Fig. 7. *Oplatocera callidioides*, p. 121.
- PLATE IV. Fig. 1. *Rhytidodera Bowringii*, p. 133.  
 Fig. 2. *Euryprosopus clavipes*, p. 136.  
 Fig. 3. *Diorus biapiculatus*, p. 135.  
 Fig. 4. *Erythrus Championi*, p. 142.  
 Fig. 5. *Tylosis suturalis*, p. 141.  
 Fig. 6. *Polyschisis melanaria*, p. 145.  
 Fig. 7. *Compsomera elegantissima*, p. 152.  
 Fig. 8. *Callichroma Guenzii*, p. 165.




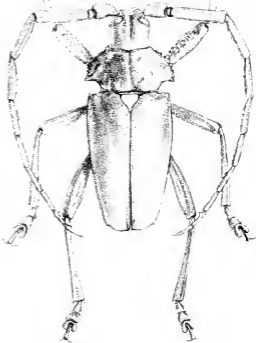
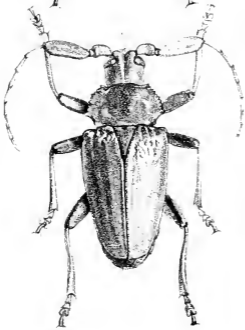
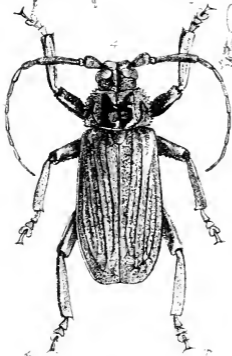
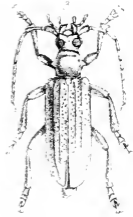
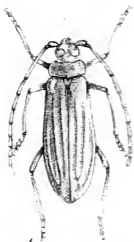
Faint vertical text or markings on the right side of the page.

Faint vertical text or markings on the right side of the page.


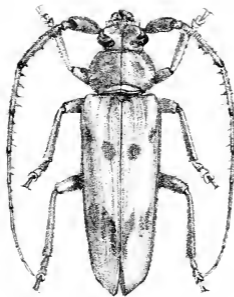
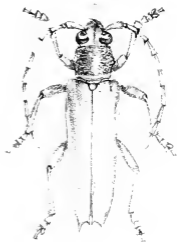
Faint vertical text or markings on the right side of the page.






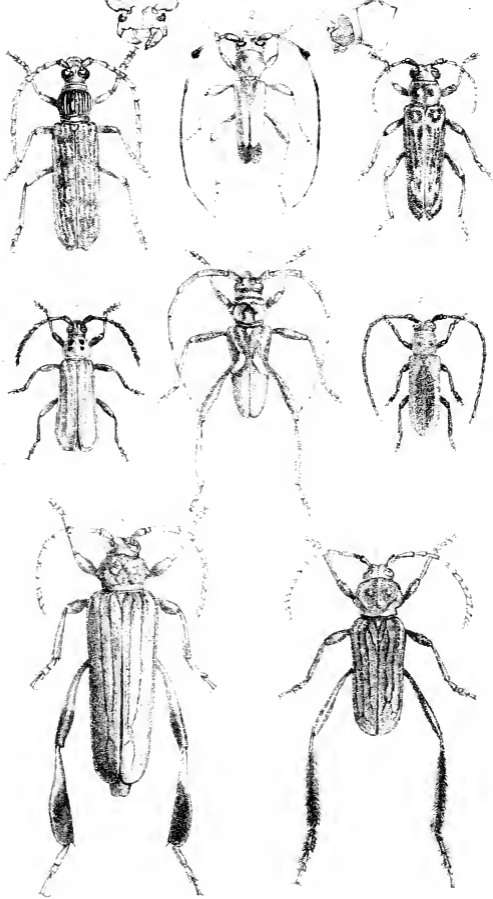















CATALOGUES  
OF  
THE ZOOLOGICAL COLLECTION  
IN  
THE BRITISH MUSEUM.

---

I. VERTEBRATA.

List of Mammalia. By Dr. J. E. GRAY, F.R.S. &c. 1843. 2s. 6d.

Catalogue of the Mammalia. By Dr. J. E. GRAY, F.R.S. &c.

Part 1. Cetacea. 12mo, 1850. 4s., with Plates.

Part 2. Seals. 12mo, 1850. 1s. 6d., with Woodcuts.

Part 3. Hoofed Quadrupeds. Section I. 1852, with Plates of Genera, 12s.

This work contains the description of the genera and species, and figures of the chief characters of the genera.

List of Mammalia and Birds of Nepal, presented by B. H. Hodgson, Esq., to the British Museum. By Dr. J. E. GRAY and G. R. GRAY. 1846. 2s.

List of Birds. By G. R. GRAY, F.L.S. &c.

Part 1. Raptorial. Edition 1, 1844; edition 2, 1848. 3s.

Part 2. Passeres. Section I. Fissirostres. 1848. 2s.

Part 3. Gallinæ, Grallæ and Anseres. 1844. 2s.

The other sections of the Passerine birds are in progress.

List of British Birds. By G. R. GRAY, F.L.S. &c. 1850. 4s.

List of the Eggs of British Birds. By G. R. GRAY, F.L.S. &c. 1852. 2s. 6d.

Catalogue of Reptiles. By Dr. J. E. GRAY, F.R.S., V.P.Z.S. &c.

Part 1. Tortoises, Crocodiles and Amphisbæniæ, 1844. 1s.

Part 2. Lizards. 1845. 3s. 6d.

Part 3. Snakes (Crotalidæ, Viperidæ, Hydridæ and Boidæ). 1849. 2s. 6d.

Part 4, completing the Snakes (Colubridæ), is in preparation.

Catalogue of Amphibia. By Dr. J. E. GRAY, F.R.S., V.P.Z.S.  
Part 2. Batrachia Gradientia. 12mo, 1850. 2s. 6d., with  
Plates of the Skull and Teeth.

Catalogue of Fish. By Dr. J. E. GRAY, F.R.S., V.P.Z.S.  
Part 1. Cartilaginous Fish. 12mo, 1850. 3s. With two  
Plates.

These Catalogues of *Reptiles*, *Amphibia*, and *Fish*, contain  
the characters of all the genera and species at present known;  
the latter are illustrated with figures of the genera.

List of British Fish; with Synonyma. By A. WHITE, F.L.S. &c.  
1851. 2s.

List of Osteological Specimens. By Dr. J. E. GRAY, F.R.S. &c.  
1847. 2s.

## II. ANNULOSA.

Catalogue of Lepidoptera. By G. R. GRAY, F.L.S.  
Part 1. Papilionidæ, with coloured figures of the new spe-  
cies. £1 : 5s.

List of Lepidopterous Insects. By E. DOUBLEDAY, F.L.S.  
Part 1. Papilionidæ, &c. 1844. 2s. 6d.  
Part 2. Erycinidæ, &c. 1847. 9d.  
Part 3. Appendix to Papilionidæ, Erycinidæ, &c. 1848. 9d.

Catalogue of Hymenopterous Insects. By F. WALKER, F.L.S.  
Part 1. Chalcididæ. 1846. 1s. 6d.  
Part 2. Additions to Chalcididæ. 1848. 2s.

Catalogue of Dipterous Insects. By F. WALKER, F.L.S.  
Part 1. 1848. 3s. 6d.                      Part 3. 1849. 3s.  
Part 2. 1849. 3s. 6d.                      Part 4. 1849. 6s.

Catalogue of Homopterous Insects. By F. WALKER, F.L.S.  
Part 1. 1850. 3s. 6d.                      Part 3. 1851. 3s. 6d.  
Part 2. 1850. 5s.                              Part 4. 1852. 4s.

Catalogue of Neuropterous Insects. By F. WALKER, F.L.S.  
Part 1. 1852. 2s. 6d.                      Part 2. 1853, with Plates.

The Catalogues of *Hymenopterous*, *Dipterous*, and *Homopte-  
rous* Insects contain the description of the species in the Museum  
which appeared to be undescribed.

Catalogue of Hemipterous Insects. By W. S. DALLAS, F.L.S.

With Plates, Part 1. 1851. 7s. Part 2. 1852. 4s.

The Catalogue of *Hemiptera* contains the description of the new species in the Museum Collection, and figures of the more interesting genera.

Nomenclature of Coleopterous Insects (with characters of new species).

Part 1. Cetoniadæ. 1847. 1s. By A. WHITE, F.L.S. &c.

Part 2. Hydrocanthari. 1847. 1s. 3d. By A. WHITE, F.L.S.

Part 3. Buprestidæ. 1848. 1s. By A. WHITE, F.L.S.

Part 4. Cleridæ. 1849. 1s. 8d. By A. WHITE, F.L.S.

Part 5. Cucujidæ. 1851. 6d. By F. SMITH, M.E.S.

Part 6. Passalidæ. 1852. 8d. By F. SMITH, M.E.S.

Part 7. Longicornia, with Plates, 1853. By A. WHITE, F.L.S.

List of Crustacea; with Synonyma. By A. WHITE. 1847. 2s.

List of Myriapoda. By G. NEWPORT, F.R.S. &c. 1844. 4d.

List of British Lepidoptera; with Synonyma. By J. F. STEPHENS, F.L.S. Part 1. 1850. 5s. Part 2. 1852. 2s. Part 3. 1853. 3s.

List of British Aculeate Hymenoptera; with Synonyma, and the description of some new species. By F. SMITH. 1851. 2s.

List of British Anoplura, or Parasitic Insects; with Synonyma. By H. DENNY. 1s.

List of British Crustacea; with Synonyma. By A. WHITE, F.L.S. 1850. 2s. 6d.

### III. MOLLUSCA.

Catalogue of the Mollusca in the Collection of the British Museum. By Dr. J. E. GRAY, F.R.S., &c.

Part 1. Cephalopoda Antepedia. 1849. 4s.

Part 2. Pteropoda. 1850. 1s.

Part 3. Placuniadæ and Anomiadæ. 1850. 4d.

Part 4. Brachiopoda Ancylopoda; figures of genera. 1853. 3s.

Containing the characters of the recent and fossil genera, and the descriptions of all the recent species at present known.

Catalogue of Phaneropneumona or Operculated Terrestrial Mollusca. By Dr. LOUIS PFEIFFER. 1852.

Cat of British Mollusca and Shells; with Synonyma. By Dr. J. E. GRAY, F.R.S.

Part 1. Acephala and Brachiopoda. 1851. 2s.

Nomenclature of Mollusca. By Dr. W. BAIRD, F.L.S. &c.

Part 1. Cyclophoridae. 1851. 1s. 6d.

#### IV. RADIATA.

Catalogue of Marine Polyzoa. By G. BUSK, F.R.S. &c., with characters and figures of all the species.

Part 1. Chilostoma. 1852. 17s.

Catalogue of the Echinidae or Sea Eggs. By Dr. J. E. GRAY, F.R.S.

Part 1. Echinida irregularia. 12mo, 1851, with Plates.

Containing the characters of all the known genera and species, and illustrated with figures of the new species.

List of British Radiata; with Synonyma. By Dr. J. E. GRAY, F.R.S. 1848. 4s.

List of British Sponges; with Synonyma. By Dr. J. E. GRAY, F.R.S. 1848. 10d.

#### V. BRITISH ZOOLOGY.

List of the British Animals; with Synonyma and references to figures.

Part 1. Radiata. By Dr. J. E. GRAY. 1848. 4s.

Part 2. Sponges. By Dr. J. E. GRAY. 1848. 10d.

Part 3. Birds. By G. R. GRAY. 1850. 4s.

Part 4. Crustacea. By A. WHITE. 1850. 2s. 6d.

Part 5. Lepidoptera. By J. F. STEPHENS. 1850. 5s.

Part 6. Hymenoptera. By F. SMITH. 1851. 2s.

Part 7. Mollusca Acephala and Brachiopoda. By Dr. J. E. GRAY. 1851. 3s. 6d.

Part 8. Fish. By A. WHITE. 1851. 3s.

Part 9. Eggs of British Birds. By G. R. GRAY. 1852. 2s. 6d.


Part 10. Lepidoptera (continued). By J. F. STEPHENS. 1852. 2s.

Part 11. Anoplura or Parasitic Insects. By H. DENNY. 1s.

Part 12. Lepidoptera (continued). By J. F. STEPHENS. 1852. 3s.

N.B.—These Catalogues can be obtained at the Secretary's Office in the BRITISH MUSEUM; or of any Bookseller.











QL  
577  
B32  
pt.7

British Museum (Natural History)  
Dept. of Zoology  
Catalogue of coleopterous  
insects

BioMed

PLEASE DO NOT REMOVE  
CARDS OR SLIPS FROM THIS POCKET

---

UNIVERSITY OF TORONTO LIBRARY

---

