

Finance Dept

PUBLIC ACCOUNTS

FOR THE

FISCAL YEAR ENDED JUNE 30

1902

PRINTED BY ORDER OF PARLIAMENT



OTTAWA

PRINTED BY S. E. DAWSON, PRINTER TO THE KING'S MOST
EXCELLENT MAJESTY

1903

[No. 2—1903] *Price 15 cents.*



CANADA

PUBLIC ACCOUNTS

FOR THE

FISCAL YEAR ENDED JUNE 30

1902


PRINTED BY ORDER OF PARLIAMENT



OTTAWA

PRINTED BY S. E. DAWSON, PRINTER TO THE KING'S MOST
EXCELLENT MAJESTY

1903



LIBRARY

OCT 15 1971

UNIVERSITY OF TORONTO

*To His Excellency the Right Honourable Sir Gilbert John Elliot, Earl of Minto,
G.C.M.G., &c., &c., Governor General of Canada.*

MAY IT PLEASE YOUR EXCELLENCY,—

The undersigned has the honour to present to Your Excellency the Public Accounts of Canada for the Fiscal Year ended June 30, 1902.

All of which is respectfully submitted.

W. S. FIELDING,
Minister of Finance.

OTTAWA, December 10, 1902.




TABLE OF CONTENTS.

	PAGE.
REPORT OF THE DEPUTY MINISTER OF FINANCE.....	ix
PART I.	
Balance Sheet for the fiscal year ended June 30, 1902.....	4
Consolidated Fund “ “.....	10
Receipts and Payments “ “.....	12
Table I.—Debt of Canada from July 1, 1867, to June 30, 1902.....	18
II.—Receipts and Expenditures of Canada “.....	20
III.—Summary of the Liabilities “ “.....	22
IV.— “ Assets “ “.....	24
V.—Detailed Liabilities of Canada “.....	25
VI.— “ Assets “ “.....	31
VII.—Receipts from Consolidated Fund “.....	41
VIII.—Expenditure “ “.....	44
IX.—Debt of Canada payable in London from 1867 to 1902, according to the rate of interest it bears.....	49
X.—Liabilities and Assets of Canada from July 1, 1868, to June 30, 1902, according to the rate of interest they bear.....	50
Funded Debt, payable in London.....	54
“ “ Canada.....	56
Loans authorized and redeemed.....	57
Sinking Funds.....	57
Capital Expenditure.....	58
Increase and Decrease of Debt from 1867 to 1902.....	60
Savings Banks, Post Office.....	62
“ Nova Scotia.....	64
“ New Brunswick.....	64
“ Toronto.....	64
“ Winnipeg.....	64
“ British Columbia.....	64
“ Prince Edward Island.....	64
“ Recapitulation, 1868 to 1902.....	65
“ General Recapitulation, 1868 to 1902.....	75
Comparative Statement of Finance Department.....	76
Issues and Redemptions of Dominion notes.....	77
Railway Subsidies.....	78

1900

1901

1902

1903

1904

1905

1906

1907

1908

1909

1910

1911

1912

1913

1914

1915

1916

1917

1918

1919

1920

1921

1922

1923

1924

SUBSIDIARY STATEMENTS.

PART II.

REVENUE STATEMENTS.

	PAGE.
Customs.....	2
Excise.....	12
Post Office.....	21
Railways and Canals.....	22
Public Works.....	26
Sick Mariners' Fund.....	31
Steamboat Inspection.....	32
Ordnance Lands.....	34
Militia and Defence.....	33
Lighthouse and Coast Service.....	33
Gas and Law Stamps.....	18
Weights and Measures.....	16
Premium, Discount and Exchange.....	39
Interest on Investments.....	40
Fisheries.....	33
Dominion Lands.....	34
Casual Revenue.....	43
Fines and Forfeitures, including Seizures.....	36
Superannuation.....	49
Penitentiaries.....	35
Electric Light Inspection.....	20

PART III.

EXPENDITURE STATEMENTS.

Interest on Public Debt.....	2
Sinking Funds.....	4
Charges of Management.....	5
Redemption of Public Debt.....	7
Premium, Discount and Exchange.....	8
Superannuation.....	9

	PAGE.
Expenditure by Services.....	32
Unpaid Warrants.....	56
Clergy Reserve Fund, Lower Canada.....	56
Intercolonial Railway.....	56
Prince Edward Island Railway.....	60
Indian Fund.....	61
Province of Canada Debt Account.....	62
“ “ Suspense Account.....	62
“ Ontario Debt Account.....	62
“ “ Suspense Account.....	62
“ “ Emigration Account.....	36
“ “ and Quebec Subsidy Account.....	63
“ “ “ Special.....	63
“ Quebec Debt Account.....	63
“ “ Suspense Account.....	63
“ “ Current “ 	63
“ Nova Scotia Debt “ 	64
“ “ Suspense Account.....	64
“ New Brunswick Debt “ 	64
“ Prince Edward Island Debt Account.....	64
“ “ Land “ 	65
“ British Columbia Debt “ 	65
“ Manitoba Debt Account.....	65
Provincial Subsidy Accounts.....	65, 67

FINANCE DEPARTMENT, OTTAWA, CANADA,
December 10, 1902.

Hon. W. S. FIELDING,
Minister of Finance, Ottawa.

SIR,—I have the honour to submit to you herewith the Public Accounts for the year ended June 30, 1902.

The receipts on account of Consolidated Fund for the year amounted to \$58,050,-790.03, and the expenditure on the same account for the same period to \$50,759,391.97. The surplus of receipts over expenditure was therefore \$7,291,398.06.

The expenditure chargeable to capital was as follows:—

Railways—

Intercolonial Railway.....	\$4,626,841 05
Prince Edward Island Railway.....	475,997 94

Canals—

Lachine.....	113,328 26
Sault Ste. Marie.....	122,505 73
Trent.....	449,075 45
Welland.....	303,997 81

St. Lawrence River—

Cornwall.....	90,535 18
Farran's Point.....	42,209 89
Galops.....	487,341 23
Lake St. Francis.....	13,945 25
Lake St. Louis Channel.....	6,000 00
North Channel.....	83,642 43
Rapid Plat.....	137,818 22
River Reaches.....	29,268 64
Soulanges.....	235,021 79

\$7,217,528 87

Public Works—

Government Buildings, Ottawa.....	93,790 32
Montreal Harbour Improvements.....	201,722 69
River St. Lawrence Ship Channel.....	674,249 34
Port Colborne Harbour.....	183,162 60
River Kaministiquia and Port Arthur Harbour.....	30,360 85
St. Andrew's Rapids.....	9,584 56
Rainy River Lock and Dam.....	133 80
Telegraph Lines, B.C.....	66,288 83
Yukon Territory.....	930,832 10

2,190,125 09

<i>Dominion Lands</i>	370,837 97
<i>Militia</i>	299,697 43

\$10,078,189 36

There was also paid to the *Canadian Pacific Railway Company*.... \$448 70

2-3 EDWARD VII., A. 1903

Railway Subsidies to the amount of \$2,093,939 were paid on account of the following:—

Algoma Central and Hudson's Bay Railway.....	\$ 380,624 00
Atlantic and Lake Superior Railway.....	14,800 00
Atlantic and North-western Railway.....	186,600 00
Canadian Northern Railway.....	939,891 00
Canadian Pacific Railway.....	67,200 00
Crow's Nest Pass Railway.....	22,946 00
Inverness and Richmond Railway.....	86,800 00
Lake Erie and Detroit River Railway.....	137,120 00
Montreal and Province Line.....	58,560 00
Ottawa Northern and Western Railway.....	8,192 00
Quebec Bridge.....	167,430 00
Thousand Islands Railway.....	5,440 00
York and Carleton Railway.....	18,336 00
	\$2,093,939 00

The sum of \$791,089.38 was paid on account of bounties on iron and steel, and \$247,741.45 was paid in connection with the South African contingents and Halifax garrison.

At the close of the fiscal year the balance at the credit of the depositors in the Post Office and Government savings banks amounted to \$58,437,988.70, an increase of \$2,389,029.64 over the balance held on June 30, 1901; part of this increase, \$1,662,258.32, represents interest added to the various accounts, and the remainder, \$726,771.32, the excess of receipts over withdrawals.

Dominion notes to the amount of \$32,780,387.05 were outstanding on June 30, 1902, as against \$27,898,509.05 on June 30, of the previous year, or an increase of \$4,881,878.

The demand for the \$1 and \$2 Dominion notes still continues, as will be seen from the following table showing their circulation at the end of September and October for each year from 1894:

	1895.	1896.	1897.	1898.	1899.	1900.	1901.	1902.
	\$	\$	\$	\$	\$	\$	\$	\$
September	7,078,529	7,343,959	7,720,014	8,363,238	9,269,531	9,967,963	10,534,439	11,293,752
October	7,312,917	7,601,234	7,958,026	8,612,602	9,421,885	10,218,684	10,461,770	11,511,447

Investments on account of the sinking funds of the various loans were made during the year to the amount of \$2,569,380.59, making the total amount held on this account on June 30, \$50,873,999.86.

SESSIONAL PAPER No. 2

The net debt of the Dominion at the close of the fiscal year was \$271,829,089.62, or an increase of \$3,349,085.93 over the previous year, the details of which are as follows :—

Capital expenditure on railways, canals and public works, including the Canadian Pacific Railway..	\$9,408,102	66
Capital expenditure on Dominion lands.....	370,837	97
" Militia.....	299,697	43
Railway subsidies.....	2,093,939	00
South Africa contingents and Halifax garrison.....	247,741	45
Bounties on iron and steel.....	791,089	38
		<hr/>
		\$13,211,407 89
LESS—Surplus.....	\$7,291,398	06
Sinking funds.....	2,569,380	59
Refunds on account of North-West Territories rebellion....	1,543	31
		<hr/>
		9,862,321 96
		<hr/>
		\$3,349,085 93

The average rate of interest paid on the gross debt for the year was \$3.09, as compared with \$3.12 in the previous year, and the net rate of interest paid has fallen from \$2.60 to \$2.57.

With regard to the unsettled accounts with the provinces of Ontario and Quebec, since my last report a decision has been given by the Judicial Committee of the Privy Council on the subject of the Common School Fund. A case was prepared and submitted to the Exchequer Court dealing with the points of difference in the account between the province of Ontario and the Dominion. Judgment has recently been given thereon. Steps will be taken to follow the same course with the differences now existing with the province of Quebec. When these are settled, the only item remaining to be adjusted by the arbitrators will be that pertaining to Treaty No. 3. It is to be hoped that efforts will be made to close that up within the next year. The whole of the unsettled accounts between the provinces of Ontario and Quebec and the Dominion arising out of confederation will then have been disposed of.

Statements are submitted showing the aggregate receipts and expenditures year by year from confederation to June 30 last, and the receipts and expenditures on account of the Yukon Territory since its organization.

A statement is also submitted giving the number of officers subject to the Civil Service Superannuation Act. The number has fallen from 2,747 in 1901, to 2,540 on June 30 last.

No interest has been received during the year on account of the following investments :—

- Albert Railway Company.
- Three Rivers Harbour Commission.
- Quebec Harbour Commission.
- Fredericton and St. Mary's Bridge Company.
- Montreal Turnpike Trust.

I regret that since my report of last year the department has lost the services of two faithful officers, Mr. M. G. Dickieson, the Dominion Bookkeeper, by superannuation on account of ill-health, and Mr. E. A. Black by death at a comparatively early age. The former had a public service of twenty-eight years and the latter twenty-three years, eighteen of which were in this department. Mr. Black's demise is very much regretted. He was held in high esteem by all his fellow clerks and much respected by all who knew him.

Two officers have resigned, and an applicant, to whom an appointment was offered, on second thoughts declined the same and entered the service of a chartered bank.

I find that this is the twenty-fifth annual report I have had the honour to present as Deputy Minister of Finance. At the time of the publication of my first report, the facilities for keeping in touch with the different parts of the Dominion were very different from what they are to-day. At that time it was a matter of as much difficulty to go from the eastern part of the Dominion to the western as it is to-day to go from Ottawa to South Africa. The provinces have been moulded into one confederation. The Dominion of Canada has arrived at a stage of development that even the most sanguine Canadian of those days hardly dreamed of, and there is every likelihood that the progress of the coming years will be even greater.

It has been my pleasant duty and privilege to have taken part during the past quarter of a century in solving many public financial problems, and looking back over the period I feel it can be said that, as a whole, the department has not been unsuccessful in its undertakings.

As the business of the country increased the work of the department increased in like proportion. Some idea of this evolution may be inferred from the statement that on my entry upon the duties of the office of deputy minister the amount of Dominion notes in circulation of all kinds, large and small, was less than the circulation to-day of the notes of small denomination only (\$1 and \$2.) The total amount of Dominion notes in circulation has increased threefold. The deposits in the savings banks, both government and post office, have increased over sevenfold. Owing to the development of banking facilities throughout the country, in consequence of the opening up of branches of the various chartered banks, the number of deposit entries for revenue received has very largely increased. The total absolute turnover in cash of the daily transactions of the department has advanced from \$85,086,954 on June 30, 1879, to \$223,091,827.04 on June 30, 1902. All the work entailed by this expansion has been met without the slightest increase in the cost of the department.

It gives me pleasure to record that during my tenure of office the officers of the department have been most united in their efforts to carry on the daily work. Many changes of course have taken place in the staff. Some of the officers have died, some have gone into honourable retirement, and some have left the department to occupy positions of importance in other parts of the Dominion.

With advancing age, that necessarily prevents me taking up new financial problems, my official career must soon close. The department requires as its deputy head a

SESSIONAL PAPER No. 2

younger and more active man, thoroughly well versed in the varied features of modern finance, who shall be able to give to the head of the department that advice and assistance which the intricate and important financial questions of the day demand.

Perhaps I might be pardoned if, at the close of my career, when my remarks cannot have any reference to myself personally, I suggest for the consideration of the ministry whether, seeing the opportunities of betterment that are now presented throughout Canada to men of intelligence, good judgment and industry, by reason of the development of the resources of the Dominion, the conditions of the public service are such at present as to attract the best men. Men of this class are needed to undertake the increasing quantity of high-class work that the Dominion demands. The employment of the best class of men for the best class of work, at generous rates of remuneration, is the truest economy in the end. Resignations from the service are now of frequent occurrence, and something will soon have to be done to meet this new condition.

The selection of the officers of the Department of Finance during the time I have been deputy has been uniformly good. As a consequence the charge of its management has not increased. It can hardly be expected, however, that this can go on much further. With the prizes now offered outside to superior men, such men will be unwilling to enter the public service where, at the best, they cannot hope to obtain anything better than a moderate income. As there are vacancies to be filled, I respectfully suggest that, in the reorganization of the staff of the department, which requires immediate attention, there be considered the question of not only how to attract capable men but how to retain their services.

I have the honour to be, sir,

Your obedient servant,

J. M. COURTNEY,

Deputy Minister of Finance.

NUMBER and Total Salaries of Officials coming under the Superannuation Acts and the Retirement Act, on July 1, 1892 and 1902.

DEPARTMENT.	1892.				1902.				Total Annual Salaries by Departments.	Total Annual Salaries.	Annual Salaries, Retirement Act, 1898.	Total Annual Salaries.
	No. of Officials.	Annual Salaries.	Total Salaries by Departments.	No. of Officials, Superannuation Fund No. 1.	No. of Officials, Retirement Act, 1898.	Total Number of Officials.	Annual Salaries, Superannuation Fund No. 1.	Annual Salaries, Superannuation Fund No. 2.				
Governor General's Office.....	6	6,900	6,900	3	1	5	5,850	590	700	7,140	7,140	
Privy Council.....	16	22,025	22,025	12	7	19	18,400	8,090		26,490	26,490	
High Commissioner's Office.....	6	7,834	7,834	5		5	8,850			8,850	8,850	
Justice.....	16	25,960	73,460	14	3	21	26,690	3,160	5,950	35,800	35,800	
Outside.....	34	47,500	73,460	17	2	31	22,170	2,950	20,400	43,520	43,520	
Militia and Defence.....	31	42,700	45,900	19	7	31	27,950	10,050	6,150	44,150	44,150	
Outside.....	1	3,200	45,900			2			2,700	2,700	46,850	
Secretary of State.....	34	38,510	38,510	24	1	26	36,940	850	1,200	38,990	38,990	
Printing and Stationery.....	21	22,450	22,450	19	2	24	25,403	2,300	2,100	29,803	29,803	
Interior.....	90	96,126	148,571	68	6	91	86,990	9,300	12,700	108,990	108,990	
Outside.....	37	52,445	148,571	11	1	13	19,500	2,700	1,200	23,400	23,400	
Geological Survey.....	31	47,640	47,640	21	4	30	38,100	6,000	6,150	50,250	50,250	
North-west Mounted Police.....	7	9,450	67,150	6		6	10,850		17,400	10,850	10,850	
Outside.....	52	57,700	67,150	32	2	51	38,400	2,000	2,100	57,800	57,800	
Auditor General's Office.....	26	29,110	29,110	21	3	27	30,600	2,200	2,100	34,900	34,900	
Finance.....	34	49,020	36,150	26	1	31	42,240	510	5,250	48,000	48,000	
Outside.....	28	36,150	36,150	17	2	22	24,450	1,350	1,800	28,100	28,100	
Insurance Branch.....	4	7,200	92,370	4		6	8,450		1,900	10,350	10,350	

SESSIONAL PAPER No. 2

Inland Revenue	25	38,120	13	7	4	24	21,500	6,610	2,450	80,560
Outside	406	387,807	217	26	109	352	240,331	21,167	79,905	341,403
Customs	29	34,790	19	5	6	30	27,690	4,850	4,900	37,440
Outside	1,904	660,220	504	73	437	1,014	400,330	52,650	283,510	736,490
Post Office	210	197,090	153	13	28	194	164,410	12,100	18,600	195,110
Outside	1,284	941,070	915	159	440	1,514	775,361	93,071	200,717	1,069,149
Agriculture	42	50,770	23	8	11	42	31,112	7,000	13,600	51,712
Outside	11	10,092	5	1	6	6	3,862	2,000	2,000	5,862
Marine and Fisheries	33	43,180	28	11	10	90	40,880	11,650	9,050	61,580
Outside	221	111,240	77	25	25	102	41,465	8,125	8,125	49,590
Public Works	25	36,520	18	5	4	27	26,870	5,600	7,000	39,470
Outside	22	14,647	7	1	7	7	5,240	5,600	7,000	5,240
Railways and Canals	28	45,550	18	4	4	26	34,050	3,500	5,200	42,750
Outside	251	152,117	102	1	1	103	68,060	548	548	68,608
Indian Affairs	47	49,850	36	1	9	46	43,967	700	8,800	53,467
Outside	22	29,030	7	1	7	7	11,800	11,800	11,800	11,800
Trade and Commerce			2	2	3	7	5,240	2,250	2,450	9,940
Outside			3	1	3	3	1,800	1,800	1,800	1,800
Senate of Canada	27	32,950	19	2	2	23	29,150	1,950	1,250	32,350
House of Commons	59	82,000	40	6	7	53	62,200	6,930	7,030	76,160
Library of Parliament	13	16,700	9	1	3	12	15,430	1,700	1,700	17,130
Totals	4,236	3,537,283	2,540	365	1,104	4,099	2,523,061	282,078	744,535	3,549,674

YUKON TERRITORY.
STATEMENT showing Revenue and Expenditure, in the Yukon Territory, from July 1, 1894, to June 30, 1902.
REVENUE.

Department.	Fiscal Years: 1894-1895, 1895-1896, 1896-1897.		Fiscal Year 1897-1898.		Fiscal Year 1898-1899.		Fiscal Year 1899-1900.		Fiscal Year 1900-1901.		Fiscal Year 1901-1902.		Total.
	\$	cts.	\$	cts.	\$	cts.	\$	cts.	\$	cts.	\$	cts.	
Interior.....	9,100 00		735,485 69		1,263,415 15		1,134,518 95		1,297,648 07		849,720 39		5,229,887 65
Post Office.....			2,083 50		10,846 61		21,550 99		21,075 24		30,289 45		85,845 79
Customs.....	34,812 16		351,369 33		482,098 55		613,191 97		630,958 80		527,913 90		2,640,284 80
Marine and Fisheries.....							4,601 48		2,682 36		3,884 32		11,168 16
Public Works.....							30,423 17		108,272 13		141,571 57		280,266 87
Justice.....							14,493 29		14,493 29		5,879 64		20,372 93
Total	43,912 16		1,088,877 92		1,756,360 31		1,804,286 56		2,015,129 98		1,559,259 27		8,267,826 20

EXPENDITURE.

Interior.....	52,201 52		208,359 97		233,275 56		288,897 00		278,974 47		1,061,708 52		
Post Office.....			21,950 39		112,368 57		116,915 33		117,774 36		369,008 65		
Customs.....	7,573 89		32,612 55		31,141 29		30,548 45		30,887 05		139,372 04		
Public Works.....			68,619 32		118,543 98		215,575 88		379,281 00		796,020 18		
Mounted Police.....	49,729 79		890,018 99		492,427 52		498,824 52		499,068 55		2,923,846 45		
Militia and Defence.....			387,763 41		185,869 42		14,321 05				703,893 88		
Railways and Canals.....			116,000 00		24,341 32		12,226 52				380,840 31		
Justice.....			4,996 00		55,952 92		74,787 95		110,541 95		239,594 07		
Marine and Fisheries.....			933 97		17,564 62		800 00		2,063 85		7,703 54		
Inland Revenue.....					820 00						820 00		
Total	57,303 68		690,517 38		1,682,842 17		1,235,293 24		1,254,156 55		1,704,694 62		6,624,807 64
<i>Capital Account.</i>													
Public Works.....					568,874 90		385,064 37				707,584 39		1,662,523 66
Dominion Lands.....	3,576 66		29,668 65		19,444 63		4,770 80		30,864 43		61,940 67		150,265 84
Total	3,576 66		29,668 65		19,444 63		573,645 70		416,928 80		769,525 06		1,812,789 50
Total Expenditure	60,880 34		720,186 03		1,702,286 80		1,808,938 94		1,671,085 35		2,474,219 68		8,437,597 14

PART I

BALANCE SHEET

RECEIPTS AND PAYMENTS

MISCELLANEOUS STATEMENTS

2-3 EDWARD VII., A. 1903

Year.	Expenditure chargeable to Consolidated Fund.		Expenditure Chargeable to Capital.		Railway Subsidies.		Other Charges.		Total Disbursements.	
	\$	cts.	\$	cts.	\$	cts.	\$	cts.	\$	cts.
1868	13,486,092	96	548,437	58			37,157	98	14,071,688	52
1869	14,038,084	00	440,418	40			429,663	24	14,908,165	64
1870	14,345,509	58	3,515,116	18			155,988	18	18,016,613	94
1871	15,623,081	72	3,670,396	51					19,293,478	23
1872	17,589,468	82	7,853,049	79			223,456	13	25,665,974	74
1873	19,174,647	92	19,859,441	17			5,718	-8	39,039,807	57
1874	23,316,316	75	10,177,740	06			4,018	90	33,498,075	71
1875	23,713,071	04	6,922,742	33			2,253,097	17	32,888,910	54
1876	24,488,372	11	7,154,007	94			315,764	40	31,958,144	45
1877	23,519,301	77	7,599,709	55			1,388,984	38	32,507,995	70
1878	23,503,158	25	6,657,200	36			385,412	99	30,545,771	60
1879	24,455,381	56	5,648,331	66			676,225	30	30,779,938	52
1880	24,850,634	45	8,241,173	98			949,947	68	34,041,756	11
1881	25,502,554	42	8,176,316	50			117,771	74	33,796,642	66
1882	27,067,103	58	7,405,637	06			201,884	75	34,674,625	39
1883	28,730,157	45	14,147,359	76			21,868	75	42,898,885	96
1884	31,107,706	25	23,977,702	44	208,000	00	2,567,452	84	57,860,861	53
1885	35,037,060	12	13,220,185	35	403,245	00	502,587	06	49,163,077	53
1886	39,011,612	26	9,589,734	19	2,701,249	00	10,534,973	07	61,837,568	52
1887	35,637,680	16	4,439,938	72	1,406,533	00			41,504,151	88
1888	36,718,494	79	7,162,964	26	1,027,041	92	155,623	07	45,064,124	04
1889	36,917,834	76	4,420,313	66	846,721	83	1,333,327	81	43,518,198	06
1890	35,994,031	47	4,053,158	98	1,678,195	72	44,946	56	41,770,332	73
1891	36,343,567	96	3,115,860	04	1,265,705	87	68,074	32	40,793,208	19
1892	36,765,894	18	2,164,456	78	1,248,215	93	2,093,569	43	42,272,136	32
1893	36,814,052	90	3,088,317	60	811,394	07	139,963	34	40,853,727	91
1894	37,585,025	52	3,862,969	67	1,229,885	10	330,353	60	43,008,233	89
1895	38,132,005	05	3,030,490	40	1,310,549	10	399,293	89	42,872,338	44
1896	36,949,142	03	3,781,311	21	3,228,745	49	137,185	19	44,096,383	92
1897	38,349,759	84	3,523,160	23	416,955	30	682,880	52	42,972,755	89
1898	38,832,525	70	4,143,503	39	1,414,934	78	943,317	19	45,334,281	06
1899	41,903,500	54	5,936,342	94	3,201,220	05	501,571	76	51,542,635	29
1900	42,975,279	51	7,468,843	24	725,720	35	1,547,623	74	52,717,466	84
1901	46,866,367	84	7,695,488	34	2,512,328	86	908,681	42	57,982,866	46
1902	50,759,391	97	10,078,638	06	2,093,939	00	1,038,830	83	63,970,799	86
	1,076,123,869	23	242,770,458	33	27,730,580	37	31,096,715	71	1,377,721,623	64

SESSIONAL PAPER No. 2

Consolidated Fund Receipts.		Other Receipts.	Total Receipts.	Difference between Receipts and Expenditure.	Sinking Funds.	Net Difference between Receipts and Expenditure.	Year.					
\$	cts.	\$	cts.	\$	cts.	\$	cts.					
13,687,928	49			13,687,928	49	383,760	03	355,266	66	28,493	37	1868
14,379,174	52			14,379,174	52	528,991	12	426,806	66	102,184	46	1869
15,512,225	65	27,431	71	15,539,657	36	2,476,956	58	126,533	33	2,350,423	25	1870
19,335,560	81	39,475	98	19,375,036	79	81,558	56	421,666	24	503,224	80	1871
20,714,813	68			20,714,813	68	4,951,161	06	470,606	67	4,480,554	39	1872
20,813,469	45	157,121	90	20,970,591	35	18,069,216	22	407,826	62	17,661,389	60	1873
24,205,092	54	302,560	39	24,507,652	93	8,990,422	78	513,920	00	8,476,502	78	1874
24,648,715	04	1,008	58	24,649,723	62	8,239,186	92	555,773	32	7,683,413	60	1875
22,587,587	05	4,468	22	22,592,055	27	9,366,089	18	822,953	32	8,543,135	86	1876
22,059,274	11	868,486	44	22,927,760	55	9,580,235	15	896,440	00	8,633,795	15	1877
22,375,011	88	31,245	49	22,406,257	37	8,139,514	23	1,012,753	35	7,126,760	88	1878
22,517,382	14	4,503,142	76	27,020,524	90	3,759,413	62	1,131,296	17	2,628,117	45	1879
23,307,406	69	57,140	21	23,364,546	90	10,677,209	21	1,215,807	96	9,461,401	25	1880
29,635,297	54			29,635,297	54	4,161,345	12	1,217,153	33	2,944,191	79	1881
33,383,455	52	1,799,093	69	35,182,549	21	507,923	82	1,226,265	80	1,734,129	62	1882
35,794,619	80	1,009,019	15	36,803,668	95	6,095,217	01	1,290,153	33	4,805,063	68	1883
31,861,961	73	953,264	00	32,815,225	73	25,045,635	80	1,350,500	00	23,695,155	80	1884
32,797,001	22	557,039	59	33,354,040	81	15,809,036	72	1,563,194	84	14,245,841	88	1885
33,177,040	39	302,842	41	33,479,882	80	28,357,685	72	1,606,270	77	26,751,414	95	1886
35,754,993	25	537	66	35,755,530	91	5,748,620	97	1,592,952	62	4,155,668	35	1887
35,908,463	53			35,908,463	53	9,155,660	51	1,939,077	79	7,216,582	72	1888
38,782,870	23			38,782,870	23	4,735,327	83	1,736,644	34	2,998,683	49	1889
39,879,925	41			39,879,925	41	1,890,407	32	1,887,237	20	3,170	12	1890
38,579,310	88			38,579,310	88	2,213,897	31	1,938,078	57	275,818	74	1891
36,921,871	60			36,921,871	60	5,350,264	72	2,027,860	79	3,322,403	93	1892
38,168,608	85	40,000	00	38,208,608	85	2,645,119	06	2,095,513	89	549,605	17	1893
36,374,693	07	190	14	36,374,883	21	6,633,350	68	2,131,360	81	4,501,989	87	1894
33,978,129	47			33,978,129	47	8,894,208	97	2,002,311	36	6,891,897	61	1895
36,618,590	72			36,618,590	72	7,477,793	20	2,055,287	52	5,422,505	68	1896
37,829,778	40			37,829,778	40	5,142,977	49	2,101,813	80	3,041,163	69	1897
40,555,238	03	1,272	03	40,556,510	06	4,777,771	00	2,359,968	55	2,417,802	45	1898
46,741,249	54	1,853	41	46,743,102	95	4,799,532	34	2,482,484	65	2,317,047	69	1899
51,029,994	02	1,472	69	51,031,466	71	1,686,000	13	2,465,639	84	+779,639	71	1900
52,514,701	13	1,631	63	52,516,332	76	5,466,533	70	2,480,336	90	2,986,196	80	1901
58,050,790	03	1,543	31	58,052,333	34	5,918,466	52	2,569,380	59	3,349,085	93	1902
1,120,482,256	41	10,661,841	39	1,131,144,097	80	246,577,525	84	50,477,077	59	196,100,448	25	

2-3 EDWARD VII., A. 1903

BALANCE SHEET, Dominion of Canada,

Dr.	Amount.	Total.
	\$ cts.	\$ cts.
INVESTMENTS.		
<i>Sinking Funds.</i>		
Canada Reduced 4 per cent Loan	18,890,987 81	
Intercolonial Railway 4 per cent Loan	9,278,822 86	
Rupert's Land Guaranteed 4 per cent Loan	974,922 80	
Guaranteed Loans of 1875-78	6,360,761 88	
Loan of 1874	4,845,906 21	
" 1875	1,126,437 37	
" 1876	2,543,603 09	
" 1878-79	3,920,662 20	
" 1884	2,931,895 64	
		50,873,999 86.
<i>Sundry Investments.</i>		
Albert Railway Co. Loan Account	14,725 56	
Consolidated Fund Investment Account	184,171 00	
Fredericton and St. Mary's Railway Bridge Co. Loan Account	300,000 00	
Montreal Harbour Commission	2,550,000 00	
Quebec Harbour Debentures	3,748,519 62	
Three Rivers Harbour Debentures	81,760 97	
St. John Bridge and Railway Extension Co	433,900 00	
Montreal Turnpike Trust	195,000 00	
		7,508,077 15.
<i>Interest Special Accounts.</i>		
Albert Railway Company Loan	9,264 27	
Three Rivers Harbour Debentures	40,364 39	
Fredericton and St. Mary's Bridge Loan	108,000 00	
Quebec Harbour Debentures	1,305,315 01	
Montreal Turnpike Trust	17,062 50	
		1,480,006 17
PUBLIC WORKS.		
<i>Canals.</i>		
Burlington Bay Canal	308,328 32	
Chambly Canal and River Richelieu	436,152 83	
Improvement of the Trent	559,067 70	
Murray Canal	1,247,470 26	
Lachine Canal	8,132,633 05	
Lake St. Peter	1,164,235 08	
Ottawa works	6,865,965 62	
Sault Ste. Marie Canal	4,215,531 33	
St. Lawrence Canals	30,237,579 38	
St. Peter's Canal	492,023 82	
Tay River Navigation	489,599 23	
Trent River Navigation	3,301,470 01	
Welland Canal	24,096,117 82	
<i>Railways.</i>		
Digby and Annapolis Railway	660,683 09	
Intercolonial Railway	68,602,102 83	
Prince Edward Island Railway	4,599,825 15	
Carried forward	155,408,785 52	59,862,083 18

SESSIONAL PAPER No. 2

for the Year ended June 30, 1902.

Cr.	Amount.	Total.
	\$ cts.	\$ cts.
PUBLIC DEBT.		
<i>Payable in London.</i>		
Intercolonial Railway Guaranteed 4 per cent Loan.....	14,600,000 00	
Rupert's Land " "	1,460,000 00	
Intercolonial Railway Unguaranteed 5 "	2,433,333 34	
4 per cent Loan of 1874.....	19,466,666 67	
4 " " 1875	4,866,666 66	
4 " " 1875, Guaranteed	7,300,000 00	
4 " " 1876	12,166,666 66	
4 " " 1878-79	21,900,000 00	
4 " " 1878, Guaranteed	8,273,333 34	
3½ " " 1884.....	24,333,333 33	
Canada Reduced 4 per cent Loan.....	31,356,595 88	
4 per cent Loan of 1885.....	19,466,666 66	
3 " " 1888.....	21,402,241 01	
3 " " 1892.....	18,250,000 00	
3 " " 1894.....	10,950,000 00	
2½ " " 1897.....	9,733,333 33	
		227,958,836 88
<i>Payable in Canada.</i>		
Province of Canada, 5 per cent Loan Debentures.....	400 00	
Dominion " 4 " " 1883.....	2,852,000 00	
" " 3½ " " 1896.....	500,000 00	
Province of New Brunswick, 6 per cent Loan Debentures.....	600 00	
Dominion Stock, Issue A, 6 per cent.....	8,000 00	
" " A, 3½ "	86,098 34	
" " B, 3½ "	557,900 00	
" " C, 3½ "	49,066 34	
" " E, 3½ "	2,000,000 00	
" " 1896, 3½ "	559,000 00	
Quebec Railway Subsidy, 5 "	2,394,000 00	
		9,007,064 68
DOMINION NOTES.....		32,780,387 05
PROVINCIAL NOTES, NOVA SCOTIA		39,406 92
UNPAID WARRANTS, PRINCE EDWARD ISLAND		549 59
SAVINGS BANKS.		
Post Office.....	42,320,209 91	
Dominion.....	16,113,864 95	
Nova Scotia Suspense Account.....	1,095 89	
" Interest "	2,817 95	
		58,437,988 70
SEIGNEURIAL ACCOUNTS.		
Compensation to Seigneurs	76,109 43	
" Townships.....	153 00	
		76,262 43
EXCHEQUER BONDS, 5 per cent	17,250,000 00	
LESS—In hands of the Receiver General.....	17,250,000 00	
Carried forward.....		328,300,496 25

2-3 EDWARD VII., A. 1903

BALANCE SHEET, Dominion of Canada,

Dr.	Amount.	Total.
	\$ cts.	\$ cts.
Brought forward	155,408,785 52	59,862,083 18
<i>PUBLIC WORKS—Concluded.</i>		
<i>Sundry Works.</i>		
Cape Tormentine Harbour	236,860 63	
Esquimalt Graving Dock	928,300 93	
Government Buildings, Ottawa	5,313,935 61	
Improvement of the St. Lawrence	5,765,936 10	
Kingston Graving Dock	510,493 23	
Lévis Graving Dock	1,066,592 58	
Montreal Harbour Improvements	252,215 65	
Land and Cable Telegraph Lines	328,287 32	
Port Arthur Harbour and River Kaministiquia	747,255 96	
Port Colborne Harbour	184,774 18	
Rainy River Lock and Dam	133 80	
St. Andrew's Rapids	31,498 18	
Yukon Territory Works	1,885,121 37	
MILITIA		172,600,191 06 2,973,947 96
<i>PROVINCE ACCOUNTS.</i>		
Province of Canada, Suspense Account	38,445 01	
" " Debt Account	111,833 47	
" " Ontario	4,898,435 86	
" " Quebec	2,095,781 48	
" " Nova Scotia, Debt Suspense Account	40,502 81	
" " Prince Edward Island, Land Account	782,402 33	
" " Ontario Immigration Account	6,572 20	
" " Quebec Current Account	625,000 00	
" " Suspense Account	862,847 03	
" " Ontario	1,256,641 20	
		10,718,461 39
<i>MISCELLANEOUS AND BANKING ACCOUNTS.</i>		
Bank of Montreal, Provincial Notes Suspense Account	28,547 80	
Bank of Upper Canada, Special Account	1,150,000 01	
" " Advance	88,699 39	
" " Trustee	150,000 00	
" " Current	29,027 35	
Bank of Liverpool, Liquidation	2,930 69	
Calgary and Edmonton Railway, Special Account	1,013,802 33	
Cash Suspense	816 50	
Canadian Northern Railway Co.	243,858 27	
Canadian Pacific Railway, Open Account	241 67	
Exchange Bank Liquidation Account	67,337 03	
Government Savings Bank Defalcation Account	25,728 13	
Intercolonial Railway, Open Account	351,523 19	
" " Stores	1,535,377 20	
" " Windsor Branch, Stores Account	384 09	
Icelandic Immigration	47,700 00	
Manitoba Swamp Lands Commission	35,697 72	
Militia Paymaster	605 49	
Prince Edward Island Railway, Stores Account	67,013 79	
" " Open	12,402 42	
Printing Contractor	2,365 87	
Qu'Appelle, Long Lake and Saskatchewan Railway, Special Account	1,142,780 14	
King's Printer, Stationery	90,509 51	
Rails, Loan Account	90,355 99	
Services and Unpaid Speeches	152 77	
Seed Grain to Settlers	13,884 20	
" " Advances, 1895	25,919 37	
Silver, 20-cent pieces	3,152 10	
		6,220,813 02
Carried forward		252,375,496 61

SESSIONAL PAPER No. 2

for the Year ended June 30, 1902—Continued.

CR	Amount.	Total.
	\$ cts.	\$ cts.
Brought forward.....		328,360,496 25
TRUST FUNDS.		
Indian Fund.....	4,045,945 86	
Common School Fund.....	2,544,996 09	
Lower Canada Superior Education Fund.....	412,314 25	
Upper Canada Grammar School Fund.....	312,769 04	
" Building Fund.....	1,597,076 59	
Widows' Pensions and Uncommuted Stipends, Lower Canada.....	14,165 52	
Bank Circulation Redemption Fund.....	2,665,907 38	
		11,593,174 73
PROVINCE ACCOUNTS.		
Province of Ontario and Quebec, Subsidy Account.....	10,037,000 55	
" " Special Account.....	112,170 67	
Province of British Columbia, Debt Account.....	583,021 40	
" Manitoba, ".....	3,578,941 20	
" Nova Scotia, ".....	1,056,111 12	
" New Brunswick, ".....	529,299 39	
" Prince Edward Island ".....	775,791 83	
		16,672,336 16
MISCELLANEOUS AND BANKING ACCOUNTS.		
Alberta School Lands Account.....	55,038 46	
Assiniboia " ".....	27,228 08	
Bank of Montreal, London.....	6,624,198 38	
Bank of Upper Canada, Liquidation Account.....	363,889 26	
Banque du Peuple, Special Account.....	19,939 18	
Behring Sea Indemnity.....	9,476 58	
Briton Medical and General Life Association, Special Account.....	179 74	
Central Bank, Special Account.....	2,184 54	
Collingwood Harbour, Special Account.....	12,304 80	
Columbia River, ".....	2,989 16	
Commercial Bank of Manitoba.....	6,788 06	
Contractors' Securities.....	950,992 87	
Copyright duty.....	76 37	
Des Joachims Bridge, Special Account.....	4,000 00	
Insurance Fund.....	17,063 61	
Intercolonial Railway, Windsor Branch, Open Account.....	32,160 66	
King's Printer Advance.....	41,122 69	
Law Fees, Maritime Court, Ontario.....	408 25	
Land Assurance Fund Special Account.....	49,512 30	
Manitoba School Lands Account.....	714,918 35	
Portage du Fort Bridge, Special Account.....	9,257 14	
Post Office Account.....	633,628 60	
Retirement Fund.....	91,004 27	
Saskatchewan School Lands Account.....	1,190 69	
Superannuation Lands Account.....	73,910 53	
Three Rivers Harbour Sinking Fund.....	1,055 82	
Unpaid Coupons.....	35,561 74	
" Debentures.....	973 33	
Unpaid Dividends—		
Canada.....	4,663 18	
Dominion Stock.....	3,727 73	
New Brunswick.....	1,279 00	
Nova Scotia.....	795 80	
Prince Edward Island.....	867 25	
British Columbia.....	33 67	
Unpaid Warrants of former years.....	49 36	
		9,792,469 45
Carried forward.....		366,358,476 59

2-3 EDWARD VII., A. 1903

BALANCE SHEET, Dominion of Canada,

DR.	Amount.	Total.
	\$ cts.	\$ cts.
Brought forward.....		252,375,496 61
SPECIE RESERVE.....		18,901,639 55
CASH.....		1,456,396 01
RAILWAY ACCOUNTS.		
Canadian Pacific Railway.....	62,752,243 58	
Grand Trunk, Debenture Account.....	15,142,633 34	
" Interest ".....	10,457,458 01	
" Special ".....	7,302 18	
		88,359,637 11
TERRITORIAL ACCOUNT.		
North-west Territories Organization.....	1,460,000 00	
" " Purchase.....	1,460,000 00	
ADD—Dominion Lands to June 30, 1902.....	4,960,586 34	
	7,880,586 34	
LESS—Received from Dominion Lands.....	4,275,526 11	
	3,605,060 23	
ADD—Expenses connected with the North-west Rebellion.....	873,625 44	
		4,478,685 67
CONSOLIDATED FUND.		
Balance, June 30, 1902.....		786,621 64
		366,358,476 59

SESSIONAL PAPER No. 2

for the Year ended June 30, 1902—*Concluded.*

CR.	Amount.	Total.
Brought forward		366,358,476 59
Total		366,358,476 59

2-3 EDWARD VII., A. 1903

STATEMENT of Consolidated Fund of Canada

Date.	Dr.	Amount.	Total.
1901.		\$ cts.	\$ cts.
July 1..	To Balance as per Public Accounts of 1900-01.....		7,514,630 46
1902.			
June 30..	To Amount of payments (for details see page 13).....	50,759,391 97	
	LESS—Sinking Funds.....	2,569,380 59	
	Amount paid for Railway Subsidies		48,190,011 38
	Amount paid for South Africa Contingent.....		2,093,939 00
	Amount paid for Bounty on Ores		247,741 45
			791,089 38
			58,837,411 67
July 1..	To Balance.....		786,621 64

SESSIONAL PAPER No. 2

for the Year ended June 30, 1902.

Date.	CR	Amount.	Total.
1902.		\$ cts.	\$ cts.
June. 30.	By Amount of receipts (for details see page 12).		58,050,790 03
	Balance.....		786,621 64
			58,837,411 67

2-3 EDWARD VII, A. 1903

STATEMENT of the Receipts and

RECEIPTS.	Amount.	Total.
CONSOLIDATED FUND.	\$ cts.	\$ cts.
Customs..	32,191,978 47	
Excise..	11,197,133 40	
Post Office..	3,918,415 55	
Revenue from Public Works	209,496 77	
" Minor Public Works	19,074 19	
" Railways..	5,918,997 60	
" Canals..	300,413 68	
Interest on Investments	1,892,224 09	
Patent Fees	140,959 95	
Casual	360,151 37	
Ordnance Lands	16,907 36	
Fines and Forfeitures	49,825 71	
Premium, Discount and Exchange..	89,238 27	
Mariners Fund	65,853 83	
Electric Light Inspection	21,428 75	
Steamboat Inspection..	38,458 92	
Gas Inspection..	24,216 80	
Weights and Measures..	62,912 68	
Cullers' Fees	11,199 55	
Law Stamps	4,080 25	
Penitentiaries	73,601 29	
Insurance Inspection..	12,844 18	
Fisheries..	67,945 93	
Modus Vivendi	11,223 65	
Canada Gazette	4,813 19	
Superannuation Fund..	48,297 89	
Lighthouse and Coast Service..	2,800 66	
Dominion Steamers..	11,307 65	
Military College	23,229 71	
Militia..	18,457 07	
Civil Service Examination Fees	2,885 00	
Supreme and Exchequer Courts Reports..	3,642 06	
Dominion Lands	1,227,976 75	
Militia Pensions..	5,964 76	
Inspection of Staples..	2,773 05	
LOANS.		58,050,790 03
Temporary Loans		6,583,333 33
Savings Bank		16,430,384 52
Dominion Notes		6,061,762 00
TRUST FUNDS.		
Bank Circulation Redemption Fund	218,192 95	
Indian Fund	368,256 84	
Common School Fund	9,706 91	
		596,156 70
INVESTMENTS.		
Canadian Pacific Railway Land Grant Bonds..	13,000 00	
City of St. John Bonds..	21,560 00	
Northern Railway Bond Account	73,000 00	
		107,560 00
MISCELLANEOUS.		
Alberta School Lands Account	5,388 74	
Assiniboia School Lands Account..	8,830 80	
Bank of Montreal Provincial Notes Suspense..	263 47	
Bank of Upper Canada Liquidation Account	75 00	
Behring Sea Indemnity	2,546 29	
Calgary and Edmonton Railway Special Account..	10,893 86	
Canadian Northern Railway Special Account..	3,719 99	
Carried forward..	31,718 15	87,829,986 58

SESSIONAL PAPER No. 2

Payments of Canada, 1901-02.

PAYMENTS.	Amount.	Total.
CONSOLIDATED FUND.	\$ cts.	\$ cts.
Interest on Public Debt	10,975,935 15	
Charges of Management	210,864 57	
Sinking Funds	2,569,380 59	
Premium, Discount and Exchange	52,385 05	
Civil Government	1,497,369 44	
Administration of Justice	949,229 85	
Dominion Police	60,241 16	
Legislation	991,432 78	
Penitentiaries	438,072 92	
Arts, Agriculture and Statistics	1,274,790 14	
Immigration	494,841 55	
Quarantine	264,737 78	
Pensions	83,304 65	
Superannuation	338,764 35	
Militia	2,060,978 71	
Mounted Police	948,215 66	
Public Works Consolidated Fund	4,221,293 59	
Railways and Canals Consolidated Fund	272,296 14	
Mail Subsidies and Steamship Subventions	624,956 25	
Ocean and River Service	496,190 57	
Lighthouse and Coast Service	696,311 02	
Marine Hospitals	51,827 13	
Steamboat Inspection	27,493 80	
Insurance Inspection	13,500 00	
Fisheries	548,894 91	
Geological Survey	68,730 00	
Scientific Institutions	155,285 10	
Subsidies to Provinces	4,402,097 64	
Indians	1,057,130 55	
Government of North-west Territories	491,923 89	
Miscellaneous	1,146,120 58	
Yukon Provisional District	266,931 98	
Customs	1,176,024 24	
Excise	463,404 51	
Weights, Measures, Gas and Electric Light	109,671 99	
Culling Timber	17,101 51	
Inspection of Staples	13,500 60	
Adulteration of Food	24,956 74	
Post Office	4,023,636 82	
Public Works Collection of Revenue	498,513 41	
Railways and Canals Collection of Revenue	6,508,477 07	
Minor Revenues	1,750 53	
Dominion Lands	158,843 94	
Trade and Commerce	11,974 11	
		50,759,391 97
REDEMPTION OF DEBT.		
Dominion $3\frac{1}{2}$ per cent "A" stock	1,000 00	
" $3\frac{1}{2}$ " " "B" "	45,300 00	
" $3\frac{1}{2}$ " " 1901 "	1,000 00	
Province of Nova Scotia Notes	12 65	
Compensation to Seigneurs	1,766 91	
Temporary Loans	6,083,333 33	
		6,132,412 89
SAVINGS BANKS		14,041,352 88
Dominion Notes		952,827 00
TRUST FUNDS.		
Bank Circulation Redemption Fund	44,888 45	
Indian Fund	263,704 75	
		308,593 20
PROVINCE ACCOUNTS		328 30
Carried forward		72,194,906 24

2-3 EDWARD VII., A. 1903
STATEMENT of the Receipts and

RECEIPTS.	Amount.	Total.
	\$ cts.	\$ cts.
Brought forward.....	31,718 15	87,829,986 58
<i>MISCELLANEOUS—Concluded.</i>		
Contractors Security	322,112 92	
Copper Coinage.	15,000 00	
Des Joachims Bridge Special Account.....	4,000 00	
Insurance Fund	3,747 93	
Joint Stock Companies Deposits	505,400 00	
King's Printer, Advance Account.....	499,386 41	
King's Printer, Stationery.....	289,214 10	
Land Assurance Fund	9,881 75	
Manitoba School Lands Account.....	207,322 08	
Manitoba Swamp Lands Commission.....	21,351 71	
Portage du Fort Bridge Special Account.....	10,000 00	
Post Office Account.....	150,524 71	
Qu'Appelle, Long Lake and Saskatchewan Railway Special Account.....	25,622 75	
Retirement Fund.....	35,866 83	
Saskatchewan School Lands Account.....	150 17	
Superannuation Fund.....	13,070 09	
Seed Grain to Settlers.....	1,616 31	
" 1895	4,206 28	
Silver Coinage.....	200,000 00	
Three Rivers Harbour Sinking Fund.....	41 00	
Unpaid Dividends.....	609 00	
Intercolonial Railway, Open Account.....	268,588 46	
" Stores.....	289,599 84	
" Windsor Branch, Open Account.....	15,108 94	
" Stores.....	2,006 45	
Prince Edward Island Railway, Open Account.....	5,957 58	
" Stores	6,945 30	
		2,919,048 76
<i>CASH ACCOUNTS.</i>		
Bank of Montreal, London.....	21,876,621 14	
Cash Receipts.....	90,726,907 43	
		112,603,528 57
SPECIE RESERVE		1,941,159 00
TERRITORIAL ACCOUNTS.....		1,543 31
Carried forward		205,295,266 22

SESSIONAL PAPER No. 2

Payments of Canada, 1901-02—Continued.

PAYMENTS.	Amount.	Total.
	\$ cts.	\$ cts.
Brought forward.....		72,194,906 24
INVESTMENTS.		
Montreal Harbour Commission.....	550,000 00	
Consolidated Fund Investment Account.....	2,801 20	
		552,801 20
MISCELLANEOUS.		
Alberta School Lands Account.....	2,174 46	
Assiniboia School Lands Account.....	1,215 02	
Banque du Peuple Special Account.....	3,466 11	
Behring Sea Indemnity.....	605 05	
Calgary and Edmonton Railway Special Account.....	116,879 89	
Canadian Northern Railway Special Account.....	88,300 97	
Cash Suspense Account.....	32 50	
Central Bank Suspense Account.....	984 55	
Commercial Bank of Manitoba.....	60 00	
Contractors' Security.....	382,755 76	
Copper Coinage.....	15,000 00	
Insurance Fund.....	1,712 25	
Joint Stock Companies Deposits.....	562,400 00	
King's Printer, Advance Account.....	475,781 36	
King's Printer, Stationery.....	308,237 81	
Manitoba School Lands Account.....	260,947 15	
Manitoba Swamp Lands Commission.....	36,135 87	
Portage du Fort Bridge Special Account.....	1,045 71	
Qu'Appelle, Long Lake and Saskatchewan Railway, Special Account.....	121,754 56	
Retirement Fund.....	2,750 25	
Saskatchewan School Lands Account.....	66 12	
Silver 20-cent pieces.....	573 40	
Silver Coinage.....	200,000 00	
Seed Grain to Settlers.....	53 37	
" 1895.....	31 76	
Unpaid Dividends.....	207 50	
		2,583,171 42
CASH ACCOUNTS.		
Bank of Montreal, London.....	18,594,578 07	
Cash Payments.....	91,903,720 40	
		110,488,298 47
SPECIE RESERVE.....		6,264,681 00
RAILWAYS AND CANALS—CAPITAL.		
Intercolonial Railway.....	4,626,841 05	
Prince Edward Island Railway.....	475,997 94	
Soulanges.....	235,021 79	
Sault Ste. Marie.....	122,505 73	
Lachine.....	113,328 26	
Lake St. Louis.....	6,000 00	
Lake St. Francis.....	13,945 25	
Cornwall.....	90,535 18	
Farran's Point.....	42,209 89	
Galops.....	487,341 23	
North Channel.....	83,642 43	
St. Lawrence River and Canals.....	29,268 64	
Trent.....	449,075 45	
Welland.....	303,997 81	
Rapide Plat.....	137,818 22	
Yukon Territory Works.....	283,323 55	
		7,500,852 42
Carried forward.....		199,584,710 75

2-3 EDWARD VII., A. 1903

STATEMENT of the Receipts and

RECEIPTS.	Amount.	Total.
	\$ cts.	\$ cts.
Brought forward.. .. .		205,295,266 22
		205,295,266 22

SESSIONAL PAPER No. 2

Payments of Canada, 1901-02—*Concluded.*

PAYMENTS.	Amount.		Total.	
	\$	cts.	\$	cts.
Brought forward.....			199,584,710	75
PUBLIC WORKS—CAPITAL.				
Ottawa Buildings.....	93,790	32		
Montreal Harbour Improvements.....	201,722	69		
River St. Lawrence Ship Channel.....	674,249	34		
Port Arthur Harbour.....	20,371	57		
Port Colborne Harbour.....	183,162	60		
River Kaministiquia.....	9,989	28		
St. Andrew's Rapids.....	9,584	56		
Rainy River Lock and Dam.....		133	80	
Telegraph Lines, British Columbia.....	66,288	83		
Yukon Territory Works.....	647,508	55		
			1,906,801	54
DOMINION LANDS—CAPITAL.....			370,837	97
MILITIA—CAPITAL.....			299,697	43
CANADIAN PACIFIC RAILWAY.....			448	70
RAILWAY SUBSIDIES.				
Algoma Central and Hudson's Bay Railway.....	380,624	00		
Atlantic and Lake Superior Railway.....	14,800	00		
Atlantic and North Western Railway.....	186,600	00		
Canadian Northern Railway.....	939,891	00		
Canadian Pacific Railway.....	67,200	00		
Crow's Nest Pass Railway.....	22,946	00		
Inverness and Richmond Railway.....	86,800	00		
Lake Erie and Detroit River Railway.....	137,120	00		
Montreal and Province Line Railway.....	58,560	00		
Ottawa and Northern and Western Railway.....	8,192	00		
Quebec Bridge.....	167,430	00		
Thousand Island Railway.....	5,440	00		
York and Carleton Railway.....	18,336	00		
			2,093,939	00
SOUTH AFRICA CONTINGENT.....			247,741	45
BOUNTY ON ORES.....			791,089	38
			205,295,266	22

2-3 EDWARD VII., A. 1903

TABLE I.—DEBT of Canada, from

(For Details, see

Year.	Total Debt.		Total Assets.		Net Debt.		Increase of Debt.		Decrease of Debt.		
	\$	cts.	\$	cts.	\$	cts.	\$	cts.	\$	cts.	
1867....	93,046,051	73	17,317,410	36	75,728,641	37					
1868....	96,896,666	20	21,139,531	46	75,757,134	74		28,493	37		
1869....	112,361,998	39	36,502,679	19	75,859,319	20		102,184	46		
1870....	115,993,706	76	37,783,964	31	78,209,742	45		2,350,423	25		
1871....	115,492,682	76	37,786,165	11	77,706,517	65				503,224	80
1872....	122,400,179	36	40,213,107	32	82,187,072	04		4,480,554	39		
1873....	129,743,432	19	29,894,970	55	99,848,461	64		17,661,389	60		
1874....	141,163,551	33	32,838,586	91	108,324,964	42		8,476,502	78		
1875....	151,663,401	62	35,655,023	60	116,008,378	02		7,683,413	60		
1876....	161,204,687	86	36,653,173	78	124,551,514	08		8,543,136	06		
1877....	174,675,834	97	41,440,525	94	133,235,309	03		8,683,794	95		
1878....	174,957,268	96	34,595,199	05	140,362,069	91		7,126,760	88		
1879....	179,483,871	21	36,493,683	85	142,990,187	36		2,628,117	45		
1880....	194,634,440	68	42,182,852	07	152,451,588	61		9,461,401	25		
1881....	199,861,537	51	44,465,757	11	155,395,780	40		2,944,191	79		
1882....	205,365,251	97	51,703,601	19	153,661,650	78				1,734,129	62
1883....	202,159,104	30	43,692,389	84	158,466,714	46		4,805,063	68		
1884....	242,482,416	21	60,320,565	95	182,161,850	26		23,695,135	80		
1885....	264,703,607	43	68,295,915	29	196,407,692	14		14,245,841	88		
1886....	273,164,341	11	50,005,234	02	223,159,107	09		*26,751,414	95		
1887....	273,187,626	43	45,872,850	99	227,314,775	44		4,155,668	35		
1888....	284,513,841	89	49,982,483	73	234,531,358	16		7,216,582	72		
1889....	287,722,062	76	50,192,021	11	237,530,041	65		2,998,683	40		
1880....	286,112,295	10	48,579,083	33	237,533,211	77		3,170	12		
1891....	289,899,229	62	52,090,199	11	237,809,030	51		275,818	74		
1892....	295,333,274	10	54,201,839	66	241,131,434	44		3,322,403	93		
1893....	300,054,524	74	58,373,485	13	241,681,039	61		549,605	17		
1894....	308,348,023	96	62,164,994	48	246,183,029	48		4,501,989	87		
1895....	318,048,754	87	64,973,827	78	253,074,927	09		6,891,897	61		
1896....	325,717,536	75	67,220,103	96	258,497,432	77		5,422,505	68		
1897....	332,530,131	33	70,991,534	87	261,538,596	46		3,041,163	69		
1898....	338,375,984	23	74,419,585	32	263,956,398	91		2,417,802	45		
1899....	345,160,902	54	78,887,455	94	266,273,446	60		2,317,047	69		
1900....	346,206,979	92	80,713,173	03	265,493,806	89				779,639	71
1901....	354,732,432	52	86,252,428	83	268,480,003	69		2,986,196	80		
1902....	366,358,476	59	94,529,386	97	271,829,089	62		3,349,085	93		
							199,117,442	38		3,016,994	13

*This amount includes \$10,199,520.33, for which land was taken from the Canadian Pacific Railway Co.

SESSIONAL PAPER No. 2

July 1, 1867 to June 30, 1902.

Tables III, IV, V and VI.)

Interest paid on Debt.	Interest received from Investment.	Rate of Interest paid on Gross Debt.	Rate of Interest received from Investment.	Net rate of Interest paid.	Allowances to Provinces, Capital Expenditure, including Canadian Pacific Railway, also N.W. Territories Rebellion.	Increase or Decrease of Debt compared with Capital Expenditure, &c.	Year.
\$ cts.	\$ cts.				\$ cts.	\$ cts.	
4,501,568 33	126,419 84	4 64	59	4 51	574,208 32	545,714 95	1867
4,907,013 71	313,021 20	4 36	85	4 08	514,023 11	411,838 65	+1868
5,047,054 24	333,955 91	4 35	96	4 02	3,671,104 36	1,320,681 11	+1870
5,165,304 24	554,383 72	4 47	1 46	3 99	3,670,396 51	4,173,621 31	+1871
5,257,230 64	488,041 54	4 29	1 21	3 89	7,898,549 79	3,417,995 40	+1872
5,209,205 97	396,403 94	4 01	1 32	3 70	19,864,319 00	2,202,929 40	+1873
5,724,436 31	610,863 00	4 05	1 85	3 61	10,181,758 96	1,705,256 18	+1874
6,590,790 19	840,886 65	4 34	2 35	3 78	6,923,183 33	760,228 27	-1875
6,400,902 07	798,905 95	3 97	2 17	3 47	7,154,118 69	1,389,017 37	-1876
6,797,227 25	717,684 31	3 89	1 73	3 47	7,599,731 85	1,084,063 10	-1877
7,048,883 55	605,774 22	4 02	1 75	3 68	6,657,200 36	469,560 52	-1878
7,194,734 14	592,500 04	4 00	1 62	3 67	5,648,331 66	3,020,214 21	+1879
7,773,868 75	834,792 67	3 99	1 97	3 56	8,241,173 98	1,220,227 27	-1880
7,591,144 88	751,513 49	3 79	1 69	3 41	8,176,316 50	5,232,124 71	+1881
7,740,804 47	914,009 27	3 76	1 76	3 32	7,351,052 61	9,085,182 23	+1882
7,668,552 89	1,001,192 96	3 79	2 29	3 29	14,171,413 96	9,366,350 28	+1883
7,700,180 61	986,693 37	3 17	1 63	2 76	23,977,702 44	282,566 64	+1884
9,419,482 19	1,997,035 51	3 55	2 92	2 80	13,220,185 35	1,025,656 53	-1885
10,137,008 66	2,299,078 91	3 71	4 59	2 86	9,589,734 19	17,161,680 76	-1886
9,682,928 87	990,886 69	3 54	2 16	3 18	4,439,938 72	284,270 37	+1887
9,823,313 00	932,025 35	3 45	1 86	3 12	4,437,460 16	2,779,122 56	-1888
10,148,931 97	1,305,392 25	3 52	2 60	3 07	4,420,313 66	1,421,630 17	+1889
9,656,841 16	1,082,271 36	3 37	2 23	2 99	16,778,663 08	6,775,492 96	+1890
9,584,136 74	1,077,228 14	3 35	2 07	2 93	3,115,860 04	2,840,041 30	+1891
9,763,978 34	1,086,419 93	3 30	2 00	2 93	2,164,456 78	1,157,947 15	-1892
9,806,888 45	1,150,166 51	3 26	1 97	2 88	3,088,317 60	2,538,702 43	+1893
10,212,596 13	1,217,808 97	3 31	1 96	2 91	3,862,969 67	639,020 20	-1894
10,466,294 44	1,336,046 94	3 29	2 05	2 87	3,030,490 40	3,861,407 21	-1895
10,502,429 90	1,370,000 56	3 23	2 04	2 80	3,781,311 21	1,641,194 47	-1896
10,645,663 27	1,443,093 84	3 20	2 03	2 76	3,523,160 23	481,996 54	+1897
10,516,757 90	1,513,654 58	3 10	2 03	2 66	4,142,231 36	1,724,428 91	+1898
10,855,111 84	1,590,447 91	3 14	2 01	2 68	6,201,515 96	3,884,468 27	+1899
10,699,645 20	1,683,050 51	3 09	2 08	2 60	7,467,370 55	8,247,010 26	-1900
10,807,954 65	1,784,833 79	3 12	2 07	2 60	7,693,856 71	4,707,659 91	+1901
10,975,935 15	1,892,224 09	3 09	2 00	2 57	10,077,094 75	6,728,008 82	+1902

† Including \$2,725,504.10 expended in previous years in the improvement of the St. Lawrence, and transferred this year to Capital.

2-3 EDWARD VII., A. 1903

TABLE II.—RECEIPTS AND EXPENDITURES of Canada

(For Details, see

Year.	RECEIPTS.				
	Taxes.	Various Sources.	Total.	Charges on Debt.	Subsidies to Provinces.
	\$ cts.	\$ cts.	\$ cts.	\$ cts.	\$ cts.
1867-68...	11,700,681 08	1,987,247 41	13,687,928 49	4,860,757 62	2,753,966 46
1868-69...	11,112,573 01	3,266,601 51	14,379,174 52	5,372,670 32	2,604,050 13
1869-70...	13,087,882 67	2,424,342 98	15,512,225 65	5,387,053 70	2,588,604 96
1870-71...	16,320,368 70	3,015,192 11	19,335,560 81	5,591,959 08	2,624,940 23
1871-72...	17,715,552 04	2,999,261 64	20,714,813 68	5,603,642 69	2,930,113 10
1872-73...	17,616,554 78	3,196,914 67	20,813,469 45	5,387,850 47	2,921,399 87
1873-74...	20,129,185 17	4,075,907 37	24,205,092 54	5,989,120 82	3,752,757 48
1874-75...	20,664,878 96	3,983,836 08	24,648,715 04	6,817,991 02	3,750,961 88
1875-76...	18,614,415 02	3,973,172 03	22,587,587 05	6,609,050 62	3,690,355 15
1876-77...	17,697,924 82	4,361,349 29	22,059,274 11	7,005,102 78	3,655,850 58
1877-78...	17,841,938 19	4,533,073 69	22,375,011 88	7,240,969 89	3,472,807 87
1878-79...	18,476,613 35	4,040,768 79	22,517,382 14	7,472,657 57	3,442,764 34
1879-80...	18,479,576 44	4,827,830 25	23,307,406 69	8,062,954 24	3,430,846 31
1880-81...	23,942,138 95	5,693,158 59	29,635,297 54	7,819,588 99	3,455,517 73
1881-82...	27,549,046 45	5,834,409 07	33,383,455 52	7,935,848 05	3,530,999 48
1882-83...	29,269,698 81	6,524,960 99	35,794,649 80	7,902,722 45	3,606,672 61
1883-84...	25,483,199 19	6,378,762 54	31,861,961 73	7,930,085 85	3,603,714 38
1884-85...	25,384,529 32	7,412,471 90	32,797,001 22	9,806,977 70	3,959,326 91
1885-86...	25,226,456 21	7,950,584 18	33,177,040 39	10,483,929 52	4,182,525 91
1886-87...	28,687,001 93	7,067,991 32	35,754,993 25	9,970,671 25	4,169,341 04
1887-88...	28,177,413 18	7,731,050 35	35,908,463 53	10,166,905 12	4,188,513 53
1888-89...	30,613,522 51	8,169,347 72	38,782,870 23	10,422,521 99	4,051,427 62
1889-90...	31,587,071 73	8,292,853 68	39,879,925 41	9,887,250 11	3,904,922 12
1890-91...	30,314,151 15	8,265,159 73	38,579,310 88	9,846,205 15	3,903,756 61
1891-92...	28,446,157 31	8,475,714 29	36,921,871 60	9,947,916 40	3,935,913 56
1892-93...	29,321,367 42	8,847,241 43	38,168,608 85	10,020,682 08	3,935,764 80
1893-94...	27,579,203 09	8,795,489 98	36,374,693 07	10,393,571 92	4,206,654 77
1894-95...	25,446,198 71	8,531,930 76	33,978,129 47	10,745,244 66	4,250,674 46
1895-96...	27,759,285 42	8,859,305 30	36,618,590 72	10,751,005 75	4,235,664 24
1896-97...	28,648,626 11	9,181,152 29	37,829,778 40	10,960,977 42	4,238,059 08
1897-98...	29,576,455 64	10,978,782 39	40,555,238 03	10,716,645 38	4,237,372 19
1898-99...	34,958,069 21	11,783,180 33	46,741,249 54	11,028,368 86	4,250,636 47
1899-1900...	38,242,222 99	12,787,771 03	51,029,994 02	10,873,673 49	4,250,607 60
1900-01...	38,743,550 28	13,771,150 85	52,514,701 13	10,970,782 83	4,250,607 48
1901-02...	43,389,111 87	14,661,678 16	58,050,790 03	11,186,799 72	4,402,097 64

SESSIONAL PAPER No. 2

on Account of Consolidated Fund.

(Tables VII and VIII.)

EXPENDITURE.				Surplus.	Deficit.	Year.
Sinking Funds.	Collection of Revenue.	Other Expenditure.	Total Expenditure.			
\$ cts.	\$ cts.	\$ cts.	\$ cts.	\$ cts.	\$ cts.	
355,266 66	1,885,804 20	3,630,298 02	13,486,092 96	201,835 53		1867-68
426,806 66	2,175,071 47	3,459,485 42	14,038,084 00	341,090 52		1868-69
126,533 33	2,351,724 89	3,891,592 70	14,345,509 58	1,166,716 07		1869-70
421,666 24	2,374,114 36	4,610,401 81	15,623,081 72	3,712,479 09		1870-71
470,606 67	2,711,587 33	5,873,519 03	17,589,468 82	3,125,344 86		1871-72
407,826 62	3,395,475 60	7,062,095 36	19,174,647 92	1,638,821 53		1872-73
913,920 00	4,736,442 28	8,324,076 17	23,316,316 75	888,775 79		1873-74
555,773 32	4,719,654 78	7,868,690 04	23,713,071 04	935,644 00		1874-75
822,953 32	4,796,238 91	8,569,774 11	24,488,372 11		1,900,785 06	1875-76
828,373 59	5,194,896 64	6,835,078 18	23,519,301 77		1,460,027 66	1876-77
945,746 02	5,301,124 20	6,542,510 27	23,503,158 25		1,128,146 37	1877-78
1,037,219 76	5,561,162 19	6,941,577 70	24,455,381 56		1,937,999 42	1878-79
1,165,867 22	5,227,113 89	6,963,852 79	24,850,634 45		1,543,227 76	1879-80
1,250,731 20	5,683,153 15	7,293,563 35	25,502,554 42	4,132,743 12		1880-81
1,290,724 90	6,016,069 58	8,293,461 57	27,067,103 58	6,316,351 94		1881-82
1,344,136 83	6,622,755 12	9,253,870 44	28,730,157 45	7,064,492 35		1882-83
1,403,863 61	6,875,727 78	11,294,314 63	31,107,706 25	754,255 48		1883-84
1,482,051 48	7,193,876 66	*12,594,827 37	35,037,060 12		2,240,058 90	1884-85
1,606,270 77	7,808,751 36	+14,930,134 70	39,011,612 26		5,834,571 87	1885-86
1,592,952 62	8,376,026 87	11,548,688 38	35,657,680 16	97,313 09		1886-87
1,939,077 79	8,789,764 34	11,634,234 01	36,718,494 79		810,031 26	1887-88
1,736,644 34	8,873,338 81	11,833,902 00	36,917,834 76	1,865,035 47		1888-89
1,887,237 20	9,182,941 10	11,131,680 94	35,994,031 47	3,885,893 94		1889-90
1,938,078 57	9,453,312 02	11,202,206 61	36,343,567 96	2,235,742 92		1890-91
2,027,860 79	9,426,067 20	11,428,136 23	36,765,894 18	155,977 42		1891-92
2,095,513 89	8,993,924 73	11,768,167 40	36,814,052 90	1,354,555 95		1892-93
2,131,360 81	9,132,616 13	11,720,821 89	37,585,025 52		1,210,332 45	1893-94
2,002,311 36	9,129,416 48	12,004,358 09	38,132,005 05		4,153,875 58	1894-95
2,055,287 52	9,291,169 23	10,616,015 29	36,949,142 03		330,551 31	1895-96
2,101,813 80	9,336,916 29	11,711,993 25	38,349,759 84		519,981 44	1896-97
2,359,968 55	9,469,664 37	12,048,875 21	38,832,525 70	1,722,712 33		1897-98
2,482,484 65	9,837,453 31	14,304,557 25	41,903,500 54	4,837,749 00		1898-99
2,465,639 84	11,044,526 18	14,340,832 40	42,975,279 51	8,054,714 51		1899-1900
2,480,336 90	12,503,249 41	18,661,391 22	46,866,367 84	5,648,333 29		1900-01
2,569,380 59	13,007,864 47	19,593,249 55	50,759,391 97	7,291,398 06		1901-02
				67,427,976 26	23,069,589 08	

* Including \$1,697,851.33 on account of North-west Rebellion.

+ " 3,177,220.56 " " "

2-3 EDWARD VII., A. 1903

TABLE III.—SUMMARY OF THE LIABILITIES of the

(For Details, see

Year.	Funded Debt, payable in London.	Funded Debt, payable in Canada. Debentures, Stock C. P. Ry. Guaranteed, &c.	Dominion Notes.	Provincial Notes.	Savings Banks.	Compensation to Seigneurs.
	\$ cts.	\$ cts.	\$ cts.	\$ cts.	\$ cts.	\$ cts.
1867.	67,069,115 92	3,999,175 03	3,113,700 00	605,859 12	1,422,046 87	3,869,810 02
1868.	66,795,609 27	6,016,073 69	3,795,000 00	552,325 79	1,686,126 31	3,869,810 02
1869.	75,847,175 94	6,950,496 12	4,830,000 00	467,743 12	2,452,118 72	3,869,810 02
1870.	75,847,175 94	7,768,236 23	7,479,353 33	334,301 05	3,367,072 44	3,860,645 58
1871.	75,811,162 61	7,828,451 36	7,367,340 74	115,091 80	4,515,445 78	3,811,065 13
1872.	76,486,655 93	7,974,572 89	10,510,541 21	61,685 04	5,187,586 42	3,725,553 71
1873.	76,137,715 94	8,199,396 16	11,284,131 69	51,028 04	6,119,690 65	3,500,593 57
1874.	85,798,049 15	8,914,513 96	12,175,578 62	47,013 05	7,210,260 83	3,476,822 29
1875.	99,961,022 52	8,398,909 21	10,778,873 00	44,665 38	7,171,181 20	825,477 88
1876.	112,133,529 18	8,123,051 45	11,533,891 48	43,228 79	7,044,118 09	466,387 88
1877.	122,477,629 18	8,308,523 45	10,680,492 88	42,527 03	7,470,630 83	407,061 20
1878.	121,244,415 85	8,933,230 66	10,460,734 81	41,845 76	8,497,013 35	400,427 41
1879.	128,307,409 18	9,998,778 39	10,789,710 04	41,397 04	9,207,683 20	391,330 96
1880.	137,024,582 53	11,595,160 16	13,565,159 46	41,039 84	11,052,956 18	385,840 31
1881.	135,601,082 53	11,580,141 84	14,538,965 05	40,810 17	15,836,672 00	394,595 90
1882.	132,122,875 86	10,901,004 55	15,807,910 91	40,595 08	21,768,661 69	244,936 10
1883.	130,187,402 54	5,924,403 45	15,997,854 73	40,358 61	26,219,107 55	200,085 45
1884.	153,157,095 87	21,988,565 93	15,360,281 32	40,237 01	29,217,536 84	198,162 11
1885.	154,105,122 54	19,930,644 25	15,633,255 58	40,164 06	32,979,076 39	195,378 79
1886.	172,247,082 55	20,382,614 03	16,297,453 36	40,084 29	37,173,813 88	188,764 80
1887.	171,675,735 89	18,749,402 05	15,059,836 06	39,880 87	40,832,275 37	188,764 80
1888.	176,601,775 89	17,572,668 28	16,249,318 53	39,792 31	41,371,058 23	179,153 81
1889.	188,239,435 90	15,511,362 16	15,426,280 83	39,767 98	42,956,357 68	181,776 48
1890.	187,616,502 55	13,674,428 47	15,357,892 71	39,743 64	41,012,465 04	179,416 33
1891.	188,040,133 54	11,833,539 47	16,176,317 23	39,624 89	39,400,026 16	166,959 98
1892.	198,804,342 12	10,362,566 33	17,282,698 66	39,584 99	39,529,547 63	166,559 98
1893.	201,615,480 55	8,218,152 40	18,448,493 80	39,570 39	41,849,656 10	166,309 98
1894.	207,275,504 62	7,181,711 11	20,061,719 45	39,534 38	43,036,012 32	164,732 32
1895.	218,225,503 55	7,095,624 51	19,520,233 12	39,519 79	44,450,498 85	131,386 90
1896.	218,225,503 55	9,708,835 23	20,372,215 12	39,475 01	46,799,318 58	124,327 80
1897.	218,225,503 55	9,188,638 38	22,318,096 26	39,438 04	48,934,975 72	117,287 66
1898.	227,958,836 88	8,992,958 70	22,178,193 76	39,429 29	50,111,118 98	78,873 00
1899.	227,958,836 88	8,812,866 99	24,236,466 52	39,429 29	50,241,715 45	78,798 00
1900.	227,958,836 88	8,676,764 68	26,094,923 52	39,424 43	53,149,722 40	78,798 00
1901.	227,958,836 88	8,554,364 68	27,671,452 05	39,419 57	56,048,957 06	78,029 34
1902.	227,958,836 88	9,007,614 27	32,780,387 05	39,406 92	58,437,988 70	76,262 43

SESSIONAL PAPER No. 2

Dominion of Canada from July 1, 1867, to June 30, 1902.

Table V.)

Temporary Loans.	Trust Funds.	Province Accounts	Miscellaneous Accounts.	Total.	Year.
\$ cts.	\$ cts.	\$ cts.	\$ cts.	\$ cts.	
.....	6,408,779 93	2,573,292 92	3,984,271 92	93,046,051 73	1867
.....	6,454,799 24	3,499,678 45	4,227,243 43	96,896,666 20	1868
6,575,410 05	6,477,618 45	4,664,510 82	227,115 15	112,361,998 39	1869
2,224,353 70	6,535,102 56	6,224,159 32	2,353,306 61	115,993,706 76	1870
.....	6,595,677 85	7,951,628 12	1,496,819 37	115,492,682 76	1871
.....	6,655,248 83	10,319,741 47	1,478,593 86	122,400,179 36	1872
.....	6,686,346 61	14,477,825 70	4,321,370 17	130,778,098 53	1873
.....	6,752,846 71	16,119,309 36	669,157 36	141,163,551 33	1874
.....	6,822,523 78	14,984,382 27	2,676,366 38	151,663,401 62	1875
.....	6,881,938 05	14,384,864 21	593,678 73	161,204,687 86	1876
.....	6,899,347 34	13,910,660 10	4,478,962 96	174,675,834 97	1877
.....	6,860,331 40	13,313,435 34	5,205,834 38	174,957,268 96	1878
.....	6,834,477 14	12,605,298 47	5,798,669 43	183,974,753 85	1879
.....	6,893,433 12	12,569,014 44	5,998,117 28	199,125,323 32	1880
.....	6,941,146 22	12,424,853 45	2,503,270 35	199,861,537 51	1881
.....	6,999,035 43	12,596,072 17	4,884,160 18	205,365,251 97	1882
.....	7,003,187 70	12,573,490 79	4,013,213 48	202,159,104 30	1883
.....	7,055,899 45	14,285,698 73	1,178,938 95	242,482,416 21	1884
18,985,907 97	7,041,841 15	14,219,479 69	1,572,737 01	264,703,607 43	1885
1,262,444 46	7,060,526 23	17,310,531 30	1,201,026 21	273,164,341 11	1886
1,241,000 00	7,080,835 85	17,282,987 33	1,036,908 21	273,187,626 43	1887
5,651,459 33	7,098,643 59	17,194,048 29	2,555,923 63	284,513,841 89	1888
.....	7,200,385 51	16,927,883 96	1,238,812 26	287,722,062 76	1889
.....	1,946,666 66	8,184,794 08	1,192,852 84	286,112,295 10	1890
.....	7,786,666 65	8,217,992 88	1,330,554 79	289,899,229 62	1891
.....	9,113,817 36	3,626,782 90	295,333,274 10	1892
1,460,000 00	10,111,141 16	16,407,359 53	1,738,360 83	300,054,524 74	1893
2,433,333 33	10,205,365 74	16,407,323 52	1,542,787 17	308,348,023 96	1894
.....	10,263,694 31	16,407,031 65	1,915,262 19	318,048,754 87	1895
.....	1,946,666 66	10,314,883 06	1,779,324 85	325,717,536 73	1896
.....	4,866,666 66	10,409,788 00	2,023,016 31	332,530,131 33	1897
.....	10,446,967 27	16,406,434 91	338,375,984 23	1898
.....	3,893,333 33	10,690,277 50	2,536,491 75	345,160,902 54	1899
.....	10,910,056 03	2,625,767 15	346,206,979 92	1900
.....	11,305,611 23	6,403,084 60	354,732,432 52	1901
.....	11,593,174 73	9,792,469 45	366,358,476 59	1902

2-3 EDWARD VII., A. 1903

TABLE IV.—SUMMARY OF ASSETS of the Dominion of Canada, from July 1, 1867, to June 30, 1902.

(For details, see Table IV.)

Year.	Sinking Funds.	Other Investments.	Province Accounts.	Miscellaneous Accounts.	Total.
	\$ cts.	\$ cts.	\$ cts.	\$ cts.	\$ cts.
1867.....	1,207,222 26	4,578,560 04	10,045,533 63	1,486,094 43	17,317,410 36
1867-68.....	1,562,488 92	4,573,957 00	11,723,359 51	3,279,726 03	21,139,531 46
1868-69.....	1,989,295 58	13,348,757 25	14,776,812 35	6,387,814 01	36,502,679 19
1869-70.....	2,115,828 91	11,125,437 25	17,193,583 67	7,349,114 48	37,783,964 31
1870-71.....	2,537,495 15	9,369,951 94	19,126,530 78	6,752,187 24	37,786,165 11
1871-72.....	3,450,481 82	7,468,891 90	20,901,517 14	8,392,216 46	40,213,107 32
1872-73.....	3,598,422 46	5,717,694 42	11,537,690 00	10,041,163 67	30,894,970 55
1873-74.....	4,112,348 46	6,313,565 10	11,524,637 57	10,888,035 78	32,838,586 91
1874-75.....	4,668,121 78	7,119,180 61	11,521,697 70	12,346,023 51	35,655,023 60
1875-76.....	5,491,075 10	9,157,463 90	11,974,808 36	10,029,826 62	36,653,173 98
1876-77.....	6,387,515 10	7,786,874 41	12,367,515 84	14,898,620 59	41,440,525 94
1877-78.....	7,400,268 45	4,551,637 84	12,274,893 35	10,368,399 41	34,595,199 05
1878-79.....	8,531,564 62	4,152,654 81	13,030,018 76	10,779,445 66	36,493,683 85
1879-80.....	9,747,372 58	5,932,433 66	13,535,092 05	12,967,953 78	42,182,852 07
1880-81.....	10,964,525 91	6,798,964 16	13,314,114 95	13,388,152 09	44,465,757 11
1881-82.....	12,190,731 71	11,443,103 98	13,013,285 71	15,056,479 79	51,703,601 19
1882-83.....	12,941,658 37	7,850,894 54	13,146,291 01	9,753,545 92	43,692,389 84
1883-84.....	14,292,158 37	28,337,490 82	7,499,069 39	10,191,847 37	60,320,565 95
1884-85.....	15,855,353 21	34,497,966 54	7,502,723 71	10,439,871 83	68,295,915 29
1885-86.....	17,461,623 98	8,249,817 13	7,508,754 51	16,785,038 40	50,005,234 02
1886-87.....	19,054,576 60	8,874,105 59	7,518,401 82	10,425,766 98	45,872,850 99
1887-88.....	20,993,654 39	10,549,695 87	7,545,149 99	10,893,983 48	49,982,483 73
1888-89.....	22,730,298 73	9,749,154 91	7,973,556 47	9,739,011 00	50,192,021 11
1889-90.....	24,617,535 93	6,179,281 07	9,412,337 15	8,369,929 18	48,579,083 33
1890-91.....	26,555,614 50	6,199,581 07	9,910,524 45	9,424,479 09	52,090,199 11
1891-92.....	28,583,475 29	5,179,535 53	10,412,417 39	10,026,411 45	54,201,839 66
1892-93.....	30,678,989 18	5,263,137 95	10,921,105 92	11,510,252 08	58,373,485 13
1893-94.....	32,356,776 65	5,263,137 95	10,917,856 12	13,627,223 76	62,164,994 48
1894-95.....	34,359,088 01	5,487,461 94	10,923,487 40	14,203,790 43	64,973,827 78
1895-96.....	36,414,375 53	6,077,627 95	10,586,398 83	14,141,701 65	67,220,103 96
1896-97.....	38,516,189 33	6,261,527 95	10,606,052 44	15,607,765 15	70,991,534 87
1897-98.....	40,876,157 88	6,371,527 95	10,603,210 98	16,568,688 51	74,419,585 32
1898-99.....	43,358,642 53	6,371,527 95	10,671,783 46	18,483,502 00	78,887,455 94
1899-1900.....	45,824,282 37	6,769,527 95	10,718,483 76	17,400,878 95	80,713,173 03
1900-01.....	48,304,619 27	7,062,835 95	10,718,474 04	20,166,499 57	86,252,428 83
1901-02.....	50,873,999 86	7,508,077 15	10,718,461 39	25,428,848 57	94,529,386 97

SESSIONAL PAPER No. 2

TABLE V.—LIABILITIES OF CANADA, July 1, 1867, to June 30, 1902.

Year.	DEBENTURES AND STOCKS PAYABLE IN LONDON.									
	British Columbia Bonds, 6 per cent.	Canadian Bonds, 5 per cent.	Canadian Bonds, 6 per cent.	Consolidated Canadian Loan Bonds, 5 per cent.	Consolidated Canadian Loan Stock, 5 per cent.	Dominion Loan of 1874, 4 per cent.	Dominion Loan of 1875, 4 per cent.	Dominion Loan of 1876, 4 per cent.	Dominion Loan of 1878, 4 per cent.	Dominion Loan of 1879, 4 per cent.
	\$ cts.	\$ cts.	\$ cts.	\$ cts.	\$ cts.	\$ cts.	\$ cts.	\$ cts.	\$ cts.	\$ cts.
1867		267,666 70	24,947,506 71	27,784,461 92	3,770,153 93					
1868		267,666 70	24,945,973 38	27,082,201 92	4,472,413 93					
1869		267,666 70	24,942,640 05	26,899,127 06	4,657,488 79					
1870		267,666 70	24,942,640 05	26,375,473 74	5,181,142 11					
1871		267,666 70	24,942,640 05	25,882,267 49	5,674,348 36					
1872	1,168,000 00	96,846 70	24,782,940 04	25,111,357 39	6,445,258 36					
1873	924,666 67	21,900 05	24,778,146 69	24,197,770 91	7,332,978 28					
1874	924,666 67	21,900 05	24,751,866 71	23,418,308 53	7,956,780 64					
1875	924,666 67	21,900 05	23,020,793 39	22,789,048 54	8,586,040 63					
1876	924,666 67	20,926 72	23,020,793 39	22,353,481 88	9,021,607 26	19,466,666 67	4,866,666 66	12,166,666 66	7,300,000 00	14,600,000 00
1877	924,666 67	20,440 06	21,193,200 06	22,179,741 88	9,194,860 62	19,466,666 67	4,866,666 66	12,166,666 66	7,300,000 00	14,600,000 00
1878	924,666 67	20,440 06	19,963,386 73	22,630,288 55	9,324,313 95	19,466,666 67	4,866,666 66	12,166,666 66	7,300,000 00	14,600,000 00
1879	924,666 67	20,440 06	12,428,980 06	21,768,802 99	9,603,799 51	19,466,666 67	4,866,666 66	12,166,666 66	7,300,000 00	14,600,000 00
1880	924,666 67	118,260 00	6,448,333 33	21,476,316 37	9,898,286 97	19,466,666 67	4,866,666 66	12,166,666 66	7,300,000 00	14,600,000 00
1881	924,666 67	118,260 00	5,024,833 33	21,040,206 47	10,334,396 97	19,466,666 67	4,866,666 66	12,166,666 66	7,300,000 00	14,600,000 00
1882	924,666 67	2,433 33	2,482,893 33	20,595,303 14	10,779,209 40	19,466,666 67	4,866,666 66	12,166,666 66	7,300,000 00	14,600,000 00
1883	486,666 67		1,342,226 66	20,007,489 81	11,366,129 40	19,466,666 67	4,866,666 66	12,166,666 66	7,300,000 00	14,600,000 00
1884	486,666 67		12,653 33	19,529,406 48	11,837,222 73	19,466,666 67	4,866,666 66	12,166,666 66	7,300,000 00	14,600,000 00
1885	486,666 67		4,379 99			19,466,666 67	4,866,666 66	12,166,666 66	7,300,000 00	14,600,000 00
1886	486,666 67					19,466,666 67	4,866,666 66	12,166,666 66	7,300,000 00	14,600,000 00
1887	486,666 67					19,466,666 67	4,866,666 66	12,166,666 66	7,300,000 00	14,600,000 00
1888	486,666 67					19,466,666 67	4,866,666 66	12,166,666 66	7,300,000 00	14,600,000 00
1889	453,573 34					19,466,666 67	4,866,666 66	12,166,666 66	7,300,000 00	14,600,000 00
1890	453,573 34					19,466,666 67	4,866,666 66	12,166,666 66	7,300,000 00	14,600,000 00
1891	453,573 34					19,466,666 67	4,866,666 66	12,166,666 66	7,300,000 00	14,600,000 00
1892	453,573 34					19,466,666 67	4,866,666 66	12,166,666 66	7,300,000 00	14,600,000 00
1893	453,573 34					19,466,666 67	4,866,666 66	12,166,666 66	7,300,000 00	14,600,000 00
1894						19,466,666 67	4,866,666 66	12,166,666 66	7,300,000 00	14,600,000 00
1895						19,466,666 67	4,866,666 66	12,166,666 66	7,300,000 00	14,600,000 00
1896						19,466,666 67	4,866,666 66	12,166,666 66	7,300,000 00	14,600,000 00
1897						19,466,666 67	4,866,666 66	12,166,666 66	7,300,000 00	14,600,000 00
1898						19,466,666 67	4,866,666 66	12,166,666 66	7,300,000 00	14,600,000 00
1899						19,466,666 67	4,866,666 66	12,166,666 66	7,300,000 00	14,600,000 00
1900						19,466,666 67	4,866,666 66	12,166,666 66	7,300,000 00	14,600,000 00
1901						19,466,666 67	4,866,666 66	12,166,666 66	7,300,000 00	14,600,000 00
1902						19,466,666 67	4,866,666 66	12,166,666 66	7,300,000 00	14,600,000 00

TABLE V.—Liabilities of Canada, from June 1, 1867, to June 30, 1902—Continued.

Year.	DEBENTURES AND STOCKS PAYABLE IN LONDON.										
	Dominion Loan of 1884, 3½ per cent.	Dominion Loan of 1885, 4 per cent (reduced.)	Dominion Loan of 1885, 4 per cent.	Dominion Loan of 1888, 1892 and 1894, 3 per cent.	Imperial Guar. Loan(Old), 4 per cent.	Imperial Guaranteed Loan, 4 per cent.	Inter-colonial Ry. Loan, 5 per cent.	New Brunswick Bonds, 6 per cent.	Nova Scotia Bonds, 6 per cent.	Prince Edward Island Bonds, 6 per cent.	Loan of 1887, 2½ per cent.
	\$ cts.	\$ cts.	\$ cts.	\$ cts.	\$ cts.	\$ cts.	\$ cts.	\$ cts.	\$ cts.	\$ cts.	\$ cts.
1867.											
1868.			681,333 34					4,580,506 66			
1869.			681,333 34					4,460,300 00			
1870.					7,300,000 00			4,460,300 00			
1871.					7,300,000 00			4,460,300 67			
1872.					7,300,000 00			4,448,133 33			
1873.					7,300,000 00			4,448,133 33			
1874.					16,060,000 00			4,438,400 00			
1875.					16,060,000 00			4,438,400 00			1,091,106 54
1876.					23,360,000 00			4,491,446 67			1,091,106 54
1877.					23,360,000 00			4,491,446 67			1,091,106 54
1878.					23,360,000 00			4,491,446 67			1,091,106 54
1879.					30,660,000 00			4,491,446 67			1,091,106 54
1880.					30,660,000 00			4,491,446 67			1,091,106 54
1881.					30,660,000 00			4,491,446 67			1,091,106 54
1882.					30,660,000 00			4,481,713 34			1,082,833 33
1883.					30,660,000 00			4,408,713 34			1,082,833 33
1884.								4,374,646 67			1,082,833 33
1885.			31,356,595 88					4,374,646 67			1,082,833 33
1886.			31,356,595 88					4,374,646 67			1,082,833 33
1887.			31,356,595 88					4,374,646 67			1,082,833 33
1888.			31,356,595 88					4,374,646 67			1,082,833 33
1889.			31,356,595 88					4,374,646 67			1,082,833 33
1890.			31,356,595 88					4,374,646 67			1,082,833 33
1891.			31,356,595 88					4,374,646 67			1,082,833 33
1892.			31,356,595 88					4,374,646 67			1,082,833 33
1893.			31,356,595 88					4,374,646 67			1,082,833 33
1894.			31,356,595 88					4,374,646 67			1,082,833 33
1895.			31,356,595 88					4,374,646 67			1,082,833 33
1896.			31,356,595 88					4,374,646 67			1,082,833 33
1897.			31,356,595 88					4,374,646 67			1,082,833 33
1898.			31,356,595 88					4,374,646 67			1,082,833 33
1899.			31,356,595 88					4,374,646 67			1,082,833 33
1900.			31,356,595 88					4,374,646 67			1,082,833 33
1901.			31,356,595 88					4,374,646 67			1,082,833 33
1902.			31,356,595 88					4,374,646 67			1,082,833 33

SESSIONAL PAPER No. 2

TABLE V.—Liabilities of Canada, from July 1, 1867, to June 30, 1902—Continued.

Year.	DEBENTURES PAYABLE IN CANADA.										
	Bonds Convertible into Stocks, 6 per cent.	Canada Bonds (old), 5 per cent.	Canada Bonds (old), 6 per cent.	Canada Bonds, 7 per cent.	Dominion Bonds, 5 per cent.	Dominion Bonds, 4 per cent.	New Brunswick, 6 per cent.	Nova Scotia, 6 per cent.	Overdue Debentures, Province of Canada.	Prince Edward Island, 6 per cent.	Prince Edward Island, 5 per cent.
	\$ cts.	\$ cts.	\$ cts.	\$ cts.	\$ cts.	\$ cts.	\$ cts.	\$ cts.	\$ cts.	\$ cts.	\$ cts.
1867		192,925 01	1,254,250 02	873,200 00			196,900 00	1,481,900 00			
1868	600,000 00	192,925 01	1,243,610 02	873,200 00			196,900 00	1,481,900 00			
1869	578,000 00	192,925 01	1,227,610 02	300 00			196,900 00	1,481,900 00			
1870	576,000 00	192,925 01	1,227,210 02	300 00			196,900 00	1,481,900 00			
1871	566,000 00	192,925 01	1,015,692 60	300 00	80,000 00		196,900 00	1,481,900 00			
1872	541,000 00	182,725 01	343,635 04	300 00	80,000 00		196,900 00	1,481,900 00			
1873	541,000 00	182,725 01	257,391 04	300 00	80,000 00		196,900 00	1,481,900 00			
1874	540,000 00	167,038 33	183,037 72	300 00	80,000 00		189,300 00	970,900 00			
1875	539,000 00	160,858 33	132,630 00				130,100 00	954,353 34	9,614 39	308,004 46	
1876	538,000 00	127,016 67	17,500 00				123,700 00	951,920 01	9,614 39	302,975 58	
1877	538,000 00	114,850 00	4,120 00				123,700 00	951,920 01	8,641 06	201,100 00	
1878	538,000 00	113,650 00	1,200 00				123,900 00	951,920 01	10,101 06	186,500 00	
1879	538,000 00	113,650 00	1,200 00				122,900 00	951,920 01	9,614 40	69,500 00	
1880	538,000 00	113,650 00	1,200 00				122,900 00	951,920 01	9,514 40	2,500 00	
1881	538,000 00	113,650 00	1,200 00				122,900 00	951,920 01	9,514 40	1,000 00	
1882	538,000 00	113,650 00	1,200 00				122,900 00	951,920 01	9,514 40	1,000 00	
1883	538,000 00	38,200 00				27,000 00	122,900 00	951,920 01	2,920 07	1,000 00	
1884	538,000 00	2,100 00				316,000 00	122,900 00	951,920 01		1,000 00	
1885	538,000 00	400 00				1,244,000 00	122,900 00	951,920 01			
1886	538,000 00	400 00				1,269,000 00	122,900 00	951,920 01			
1887	538,000 00	400 00				1,276,000 00	122,900 00	951,920 01			
1888	538,000 00	400 00				1,276,000 00	122,900 00	951,920 01			
1889	238,000 00	400 00				1,276,000 00	122,900 00	951,920 01			
1890	238,000 00	400 00				1,276,000 00	122,900 00	951,920 01			
1891	238,000 00	400 00				1,776,000 00	122,900 00	951,920 01			
1892	238,000 00	400 00				1,768,000 00	122,900 00	951,920 01			
1893		400 00				1,762,000 00	122,900 00	951,920 01			
1894		400 00				1,708,000 00	122,900 00	951,920 01			
1895		400 00				1,708,000 00	122,900 00	951,920 01			
1896		400 00				1,708,000 00	122,900 00	951,920 01			
1897		400 00				1,708,000 00	122,900 00	951,920 01			
1898		400 00				1,708,000 00	122,900 00	951,920 01			
1899		400 00				1,708,000 00	122,900 00	951,920 01			
1900		400 00				1,708,000 00	122,900 00	951,920 01			
1901		400 00				1,708,000 00	122,900 00	951,920 01			
1902		400 00				1,708,000 00	122,900 00	951,920 01			

TABLE V.—Liabilities of Canada, from July 1, 1867, to June 30, 1902—Continued.

Year.	Bank of Montreal, Various.	Canadian Pacific Railway, 4 per cent Funded Debt.	Dominion Stock, 6 per cent.	Dominion Stock, 5 per cent.	Dominion Stock, 4 per cent.	Dominion Stock, and Bonds, 3½ per cent.	Exchequer Bills.	Indemnity to Seigneurs and Townships, 6 per cent.	London Agents, (Various.)	Miscellaneous.
	\$ cts.	\$ cts.	\$ cts.	\$ cts.	\$ cts.	\$ cts.	\$ cts.	\$ cts.	\$ cts.	\$ cts.
1867	2,249,416 67							3,869,810 02	1,226,548 53	508,306 72
1868	2,500,000 00		1,427,538 66	4,096,148 02	955,000 00			3,869,810 02	1,372,873 87	354,369 56
1869			3,272,861 09	3,928,851 76	1,078,000 00			3,869,810 02	49,080 91	178,084 24
1870	2,022,805 51		4,093,001 20	1,184,062 05	4,757,222 83		6,575,410 95	3,869,810 02	215,370 75	135,583 40
1871	1,247,639 84		4,203,223 75	1,923,483 15	1,120,817 70		2,224,353 70	3,811,065 13		269,608 32
1872	501,793 36		4,516,499 51	2,132,251 82	1,034,371 61			3,725,563 71		894,302 42
1873			4,433,942 54	2,776,017 82	984,561 67			3,500,393 57		439,227 21
1874			4,403,605 97	3,945,739 82	9,620,307 61			2,880,809 96		513,588 37
1875			4,158,143 83	9,244,237 58	9,095,834 54			151,639 51		659,122 71
1876			4,124,643 83	4,262,883 44	4,262,883 44			2,006,471 47		581,300 40
1877			4,124,643 83	8,000 00	8,000 00			406,387 88		574,842 00
1878			4,124,643 83	8,000 00	8,000 00			407,061 20		749,014 36
1879			4,124,643 83	8,000 00	8,000 00			400,427 41		1,298,515 03
1880			4,222,152 57	8,000 00	8,000 00			391,330 96		1,498,043 99
1881			45,664 22	8,000 00	8,000 00			385,840 31		1,492,619 70
1882			8,000 00	8,000 00	8,000 00			244,936 10		1,307,196 19
1883			8,000 00	4,262,883 44	4,262,883 44			200,085 45		1,308,963 34
1884	15,286,497 90		8,000 00	4,096,148 02	955,000 00			198,162 11		1,108,874 96
1885	13,934,572 42		8,000 00	3,928,851 76	1,078,000 00			195,378 79		1,572,187 42
1886	12,528,029 15		8,000 00	1,184,062 05	4,757,222 83			188,764 80		1,200,476 62
1887	11,064,661 52		8,000 00	1,120,817 70	4,625,622 83			188,764 80		1,036,358 62
1888	9,542,173 84		8,000 00	1,034,371 61	5,030,822 83			179,153 81		2,535,374 04
1889	7,958,177 66		8,000 00	984,561 67	4,923,322 83			181,776 48		1,288,262 67
1890	6,310,188 03		8,000 00	911,217 61	4,807,722 83			173,416 33		1,192,303 25
1891	4,595,619 62		8,000 00	834,160 51	4,705,959 34			166,959 98		1,330,065 20
1892	2,811,782 65		8,000 00	753,202 39	4,593,281 29			166,559 98	2,323,399 04	1,302,834 27
1893	955,878 67		8,000 00	688,145 77	4,542,527 96			166,309 98	179,025 51	1,538,785 73
1894			8,000 00	578,783 15	4,474,327 96			164,732 32		1,542,237 58
1895			8,000 00	484,896 55	4,472,727 96			131,386 90		1,914,712 60
1896			8,000 00	386,256 94	4,428,678 29			124,327 80	85,365 60	1,693,209 66
1897			8,000 00	282,623 70	1,644,000 00			117,287 66		2,022,466 72
1898			8,000 00	173,744 02	1,654,000 00			78,873 00		2,162,621 85
1899			8,000 00	59,352 31	1,654,000 00			78,798 00		2,535,942 16
1900			8,000 00		1,654,000 00			78,798 00		2,625,217 59
1901			8,000 00		1,654,000 00			78,029 34		6,402,535 01
1902			8,000 00		1,654,000 00			76,262 43		9,792,469 45

SESSIONAL PAPER No. 2

TABLE V.—Liabilities of Canada, from July 1, 1867, to June 30, 1902—Continued.

Year.	Notes, Canada.	Notes, Nova Scotia.	Pacific Railway Land Grant Bonds and Deposit Accounts.	Province of Ontario and Quebec, Account.	Province of Nova Scotia, Special Account.	Province of New Brunswick, Account.	Province of British Columbia, Debt Account.	Province of Manitoba, Debt Account.	Province of Prince Edward Island, Debt Account.
1867	\$ 3,113,700 00	cts. 605,859 12	\$ cts.	\$ 358,822 01	cts. 1,260,527 30	\$ 953,943 61	\$ cts.	\$ cts.	\$ cts.
1868	3,795,000 00	532,325 79	2,151,192 13	4,010,802 64	843,857 72	504,028 60	443,257 92	416,247 65	1,529,411 33
1869	4,830,000 00	367,743 12	5,753,946 06	7,501,361 93	653,708 48	417,980 94	840,843 34	393,060 89	870,701 36
1870	7,479,353 33	334,301 05	9,248,686 99	9,248,686 99	470,213 26	412,615 74	501,871 24	393,060 89	831,886 16
1871	7,367,340 74	115,091 80	10,986,365 67	10,986,365 67	405,266 51	261,781 07	501,871 24	393,060 89	801,530 10
1872	10,510,541 21	61,685 04	10,360,335 35	10,360,335 35	1,734,034 63	33 510 42	501,871 24	393,060 89	793,356 12
1873	11,284,131 69	51,028 04	10,841,820 64	10,841,820 64	1,929,213 74	500,382 53	500,382 53	393,060 89	793,356 12
1874	12,173,378 62	47,013 65	10,821,221 01	10,821,221 01	1,708,322 53	499,913 52	499,913 52	393,060 89	793,356 12
1875	10,778,873 00	44,665 38	10,800,486 28	10,800,486 28	1,322,628 25	499,913 52	499,913 52	393,060 89	793,356 12
1876	11,533,891 48	43,228 79	10,778,518 53	10,778,518 53	1,018,913 66	563,449 29	583,021 40	393,060 89	793,356 12
1877	10,680,492 88	42,527 03	10,757,123 34	10,757,123 34	700,983 90	663,449 29	583,021 40	393,060 89	793,356 12
1878	10,460,734 81	41,845 76	10,735,536 86	10,735,536 86	54,800 87	638,449 29	583,021 40	393,060 89	793,356 12
1879	10,789,710 04	41,307 04	10,714,021 11	10,714,021 11	54,800 87	596,449 29	583,021 40	393,060 89	793,356 12
1880	13,563,159 46	41,039 84	10,691,985 55	10,691,985 55	40,394 26	531,185 72	583,021 40	393,060 89	793,356 12
1881	14,538,965 65	40,810 17	10,649,171 22	10,649,171 22	17,383 91	531,185 72	583,021 40	393,060 89	793,356 12
1882	15,807,910 91	40,565 08	10,639,549 47	10,639,549 47	259,337 36	531,185 72	583,021 40	393,060 89	793,356 12
1883	15,997,854 73	40,358 61	10,649,234 49	10,649,234 49	2,634,186 15	596,449 29	583,021 40	393,060 89	793,356 12
1884	15,369,281 92	40,237 01	10,649,171 22	10,649,171 22	1,057,633 28	531,185 72	583,021 40	393,060 89	793,356 12
1885	15,633,255 58	40,164 06	10,649,171 22	10,649,171 22	1,057,633 28	531,185 72	583,021 40	393,060 89	793,356 12
1886	16,297,433 36	40,084 29	10,649,171 22	10,649,171 22	1,057,633 28	531,185 72	583,021 40	393,060 89	793,356 12
1887	15,059,836 06	39,880 87	10,649,171 22	10,649,171 22	1,057,633 28	531,185 72	583,021 40	393,060 89	793,356 12
1888	16,249,318 53	39,792 31	10,649,171 22	10,649,171 22	1,057,633 28	531,185 72	583,021 40	393,060 89	793,356 12
1889	15,426,280 83	39,797 98	10,649,171 22	10,649,171 22	1,057,633 28	531,185 72	583,021 40	393,060 89	793,356 12
1890	15,357,892 71	39,743 64	10,649,171 22	10,649,171 22	1,057,633 28	531,185 72	583,021 40	393,060 89	793,356 12
1891	16,176,317 23	39,624 99	10,649,171 22	10,649,171 22	1,057,633 28	531,185 72	583,021 40	393,060 89	793,356 12
1892	17,282,638 66	39,584 99	10,649,171 22	10,649,171 22	1,057,633 28	531,185 72	583,021 40	393,060 89	793,356 12
1893	18,448,493 80	39,570 39	10,649,171 22	10,649,171 22	1,057,633 28	531,185 72	583,021 40	393,060 89	793,356 12
1894	18,448,493 80	39,584 38	10,649,171 22	10,649,171 22	1,057,633 28	531,185 72	583,021 40	393,060 89	793,356 12
1895	19,520,233 12	39,519 79	10,649,171 22	10,649,171 22	1,057,633 28	531,185 72	583,021 40	393,060 89	793,356 12
1896	20,372,215 12	39,475 01	10,649,171 22	10,649,171 22	1,057,633 28	531,185 72	583,021 40	393,060 89	793,356 12
1897	22,318,096 26	39,438 04	10,649,171 22	10,649,171 22	1,057,633 28	531,185 72	583,021 40	393,060 89	793,356 12
1898	22,178,193 76	39,429 20	10,649,171 22	10,649,171 22	1,057,633 28	531,185 72	583,021 40	393,060 89	793,356 12
1899	24,236,466 52	39,420 20	10,649,171 22	10,649,171 22	1,057,633 28	531,185 72	583,021 40	393,060 89	793,356 12
1900	26,094,923 52	39,424 43	10,649,171 22	10,649,171 22	1,057,633 28	531,185 72	583,021 40	393,060 89	793,356 12
1901	27,671,452 65	39,419 57	10,649,171 22	10,649,171 22	1,057,633 28	531,185 72	583,021 40	393,060 89	793,356 12
1902	32,780,387 65	39,406 92	10,649,171 22	10,649,171 22	1,057,633 28	531,185 72	583,021 40	393,060 89	793,356 12

TABLE V.—Liabilities of Canada, from July 1, 1867, to June 30, 1902—*Concluded.*

Year.	Quebec Railway Subsidies.	Savings Banks, Post Office, 4 per cent after Oct. 1, 1889, and 3 per cent after July 1, 1897.	Savings Banks, Gov- ernment, 4 per cent; 3½ per cent after Oct. 1, 1889, and 3 per cent after July 1, 1897.	Temporary Loans.	Trust Funds, 6 per cent.	Trust Funds, 5 per cent.	Trust Funds, 4 per cent; 3 per cent after 1891.	Trust Funds, 3 per cent.	Unpaid Warrants, Prince Edward Island.	Total Liabilities.
	\$ cts.	\$ cts.	\$ cts.	\$ cts.	\$ cts.	\$ cts.	\$ cts.	\$ cts.	\$ cts.	\$ cts.
1867.....			1,422,046 87		1,178,410 58	5,230,369 35				93,046,051 73
1868.....		204,588 80	1,481,537 42		1,178,410 58	5,276,388 66				96,896,666 20
1869.....		856,814 26	1,595,304 46		1,178,410 58	5,299,207 87				112,361,998 39
1870.....		1,543,970 41	1,823,102 03		1,178,410 58	5,336,088 93				115,993,706 76
1871.....		2,452,965 29	2,062,480 49		1,178,410 58	5,396,778 48				116,492,682 76
1872.....		3,033,352 90	2,154,233 52		1,178,410 58	5,476,838 25				122,400,179 36
1873.....		3,163,320 26	2,958,170 39		1,178,410 58	5,507,936 03				130,778,098 53
1874.....		3,204,965 46	4,005,295 37		1,178,410 58	5,574,436 13				141,163,551 33
1875.....		2,926,090 48	4,245,090 72		1,178,410 58	5,644,113 20			3,869 48	151,663,401 62
1876.....		2,740,952 59	4,368,165 50		1,178,410 58	5,703,527 47			1,187 81	161,204,687 86
1877.....		2,630,937 47	4,830,693 36		1,178,410 58	5,720,936 76			630 70	174,675,834 97
1878.....		2,754,484 03	5,742,529 32		1,178,410 58	5,681,920 82			630 70	174,957,268 96
1879.....		3,105,190 80	6,102,492 40		1,178,410 58	5,656,066 56			630 70	179,483,871 21
1880.....		3,945,669 11	7,107,287 07		1,178,410 58	5,715,042 54			549 59	194,634,440 68
1881.....		6,208,226 77	9,628,445 23		1,183,172 84	5,807,973 88			549 59	199,861,537 51
1882.....		9,473,661 53	12,295,000 16		1,103,476 81	5,892,538 62			549 59	203,365,251 97
1883.....		11,976,237 31	14,242,870 24		1,107,812 93	4,425,801 64			549 59	202,159,104 30
1884.....		13,245,552 64	15,971,984 29		1,092,431 71	4,473,061 44			549 59	242,482,416 21
1885.....		15,090,540 31	17,888,536 08		1,116,962 68	4,506,111 43			549 59	264,703,607 43
1886.....		17,159,372 00	20,014,441 79		1,117,803 92	4,474,052 05			549 59	273,164,941 11
1887.....		19,497,750 15	21,334,525 22		1,125,112 38	4,387,368 61			549 59	281,87,626 43
1888.....		20,689,032 62	20,682,025 61		1,125,112 38	4,597,303 01			549 59	274,513,841 89
1889.....		23,011,422 57	19,944,935 11		1,125,112 38	4,475,734 07			549 59	287,722,062 76
1890.....		21,990,653 49	19,021,811 55		1,112,779 55	5,459,748 17			549 59	286,112,295 10
1891.....		21,738,648 09	17,661,378 07		1,107,965 99	5,413,731 45			549 59	289,899,229 62
1892.....		22,298,401 65	17,231,145 98		1,105,220 50	5,414,414 02			549 59	290,333,274 10
1893.....		24,153,193 66	17,693,462 44		1,110,205 34	5,414,414 02			549 59	300,064,524 74
1894.....		25,257,868 14	17,773,144 18		1,105,220 59	5,402,007 56			549 59	308,348,023 96
1895.....		26,805,542 47	17,644,956 38		1,105,220 59	5,400,603 61			549 59	318,048,754 87
1896.....		28,392,929 68	17,866,388 90		1,105,220 59	5,397,734 95			549 59	325,717,536 73
1897.....	2,394,000 00	32,380,829 09	16,554,146 63		1,105,220 59	5,387,734 95			549 59	332,530,131 33
1898.....	2,394,000 00	34,480,937 77	15,630,181 21		1,097,657 70	5,397,175 04			549 59	338,373,984 23
1899.....	2,394,000 00	34,771,005 17	15,470,110 28		1,097,657 70	5,462,390 83			549 59	343,160,902 54
1900.....	2,394,000 00	37,507,455 80	15,642,266 60		1,097,657 70	5,455,200 43			549 59	346,206,979 92
1901.....	2,394,000 00	39,950,310 62	16,098,146 44		1,097,056 11	5,476,178 74			549 59	354,732,432 52
1902.....	2,394,000 00	42,320,309 91	16,117,178 79		1,097,056 11	5,485,685 65			549 59	366,358,476 59

TABLE VI.—Assets of Canada, from July 1, 1867, to June 30, 1902—Continued.

Year.	Bonds for Savings Banks, 5 per cent.	Bonds for Intercolonial Railway, 5 per cent.	New Brunswick Bonds, 6 per cent.	C.P.R. Land Grant Bond Account, 5 per cent.	C. P. R. Co. Accounts.	Cash.	City of St. John Bonds, 6 per cent.	Canada Reduced Loan, 4 per cent.	Cobourg Bonds, 6 per cent.	Cobourg Bonds, 5 per cent.	Exchequer Bills.	Financial Agents.
	\$ cts.	\$ cts.	\$ cts.	\$ cts.	\$ cts.	\$ cts.	\$ cts.	\$ cts.	\$ cts.	\$ cts.	\$ cts.	\$ cts.
1867.						589,085 23		53,533 33	21,210 47	23,587 77		22,403 59
1868.						1,425,786 00		53,533 33	21,210 47	23,587 77		10,569 18
1869.		234,000 00				2,966,930 73		53,533 33	21,210 47	23,587 77	6,575,410 05	1,118,256 68
1870.		157,106 66				2,275,101 50		53,533 33	21,210 47	23,587 77	2,224,353 70	12,204 42
1871.						3,499,502 26			21,210 47	23,587 77		335,997 57
1872.			374,886 67			3,935,945 95		526,573 32	21,210 47	23,587 77		839,103 91
1873.			469,633 35			4,717,571 49		264,746 66	21,210 47	23,587 77		157,498 79
1874.			385,026 71		1,001,333 00	5,599,554 64		118,260 00	21,210 47	23,587 77		255,400 85
1875.			200,706 72			6,037,361 08		118,260 00	21,210 47	23,587 77		544,297 38
1876.			88,573 38			4,825,529 33		118,260 00	21,210 47	23,587 77		885,914 87
1877.			38,933 39			4,802,766 05		118,260 00	21,210 47	23,587 77		5,053,763 38
1878.			38,933 39			5,184,327 57		118,260 00	21,210 47	23,587 77		305,887 05
1879.			2,433 39			5,339,554 64		118,260 00	21,210 47	23,587 77		423,118 23
1880.			2,433 39			7,339,770 44		118,260 00	21,210 47	23,587 77		822,003 84
1881.			2,433 39			7,208,311 95		118,260 00	21,210 47	23,587 77		1,253,379 21
1882.			2,433 39		1,155,736 09	7,596,853 56		40,393 33	21,210 47	23,587 77		880,643 35
1883.			2,433 39			3,351,510 29		39,906 66	21,210 47	23,587 77		563,428 67
1884.			2,433 39			29,000 00		39,906 66	21,210 47	23,587 77		288,254 19
1885.			2,433 39		18,439,374 00	5,228,382 85		39,906 66	21,210 47	23,587 77		1,979,952 34
1886.			2,433 39		29,000 00	5,521,076 89		39,906 66	21,210 47	23,587 77		1,800,423 26
1887.			2,433 39			7,758,485 68		39,906 66	21,210 47	23,587 77		461,469 58
1888.			2,433 39			5,080,636 68		39,906 66	21,210 47	23,587 77		
1889.			2,433 39			5,211,965 76		39,906 66	21,210 47	23,587 77		
1890.						4,441,272 95		39,906 66	21,210 47	23,587 77		
1891.						2,884,540 39		39,906 66	21,210 47	23,587 77		
1892.						2,487,078 38		39,906 66	21,210 47	23,587 77		
1893.						2,822,968 48		39,906 66	21,210 47	23,587 77		
1894.						3,071,183 48		39,906 66	21,210 47	23,587 77		
1895.						2,790,663 60		39,906 66	21,210 47	23,587 77		
1896.						3,931,348 13		39,906 66	21,210 47	23,587 77		
1897.						2,624,214 56		39,906 66	21,210 47	23,587 77		
1898.						1,790,865 79		39,906 66	21,210 47	23,587 77		
1899.						1,813,511 91		39,906 66	21,210 47	23,587 77		
1900.						2,271,099 82		39,906 66	21,210 47	23,587 77		
1901.						1,652,259 69		39,906 66	21,210 47	23,587 77		
1902.						27,000 00		39,906 66	21,210 47	23,587 77		
						24,000 00		39,906 66	21,210 47	23,587 77		
						11,000 00						
						1,456,396 01						

SESSIONAL PAPER No. 2

TABLE VI.—Assets of Canada, from July 1, 1867, to June 30, 1902—Continued.

Year.	Fredericton and St. Mary's Railway Bridge Co.		Grand Trunk Postal Bonds, Variable.		Grand Trunk Preference Stock, Variable.		Graving Dock, Quebec, 5 per cent.		Great Western Ry. Bond (1869), 4 per cent.		Hamilton Coupons.		Improvement of the St. Lawrence (5 per cent prior to 1884).		India Bonds, 5 per cent.		Inter-colonial Ry. Construction Account, 3½ p.r cent.		Issue Account and Specie Reserve.		Memnonite Loan Account, 6 per cent.		Miscellaneous Consolidated Fund Investments Variable.	
	\$	cts.	\$	cts.	\$	cts.	\$	cts.	\$	cts.	\$	cts.	\$	cts.	\$	cts.	\$	cts.	\$	cts.	\$	cts.	\$	cts.
1867		121,666 66	121,739 66	2,810,500 00	22,218 89	16,781 35	275,000 00	681,333 34	757,140 00														98,350 25	
1868		121,666 66	121,739 66	2,810,500 00	19,345 85	16,781 35	544,000 00	681,333 34	938,440 00														98,350 25	
1869		121,666 66	121,739 66	2,708,234 70	16,781 35	16,781 35	736,000 00	681,333 34	1,899,000 00														98,350 25	
1870		121,666 66	121,739 66	2,076,176 03	16,781 35	16,781 35		681,333 34	2,883,436 67														98,350 25	
1871		121,666 66	121,739 66	1,384,117 86	16,781 35	16,781 35			1,974,492 75														98,350 25	
1872		121,666 66	121,739 66	692,058 69	16,781 35	16,781 35			2,458,546 24														98,350 25	
1873		121,666 66	121,739 66		16,781 35	16,781 35			2,526,358 45														98,350 25	
1874		121,666 66	121,739 66		16,781 35	16,781 35			3,307,964 51														98,350 25	
1875		121,666 66	121,739 66		16,781 35	16,781 35			9,789,108 42														98,350 25	
1876		121,666 66	121,739 66		16,781 35	16,781 35			3,034,849 26														98,350 25	
1877		121,666 66	121,739 66		16,781 35	16,781 35			2,706,966 61														98,350 25	
1878			121,739 65		16,781 35	16,781 35			2,519,845 93														98,350 25	
1879			121,739 65	50,000 00	16,781 35	16,781 35	988,000 00		2,860,211 44														98,350 25	
1880			121,739 65	125,000 00	16,781 35	16,781 35	1,306,000 00		2,755,257 52														98,350 25	
1881			121,739 65	300,000 00	16,781 35	16,781 35	3,000,000 00		3,018,683 39														98,350 25	
1882			121,739 65	350,000 00	16,781 35	16,781 35	3,500,000 00		3,719,389 28														98,350 25	
1883			121,739 65	425,000 00	16,781 35	16,781 35	4,250,000 00		2,597,655 07														98,350 25	
1884			121,739 65	672,000 00	16,781 35	16,781 35	672,000 00		2,415,189 11														98,350 25	
1885			121,739 65	724,000 00	16,781 35	16,781 35	724,000 00		2,478,307 85														98,350 25	
1886			121,739 65	744,000 00	16,781 35	16,781 35	744,000 00		3,989,194 10														98,350 25	
1887			121,739 65		16,781 35	16,781 35			2,777,813 59														98,350 25	
1888		274,947 00	121,739 65		16,781 35	16,781 35			3,897,636 31														98,350 25	
1889		300,000 00	121,739 65		16,781 35	16,781 35			3,261,115 59														98,350 25	
1890		300,000 00	121,739 65		16,781 35	16,781 35			3,285,515 34														98,350 25	
1891		300,000 00	121,739 65		16,781 35	16,781 35			3,887,027 96														98,350 25	
1892		300,000 00	121,739 65		16,781 35	16,781 35			5,061,577 26														98,350 25	
1893		300,000 00	121,739 65		16,781 35	16,781 35			6,449,348 36														98,350 25	
1894		300,000 00	121,739 65		16,781 35	16,781 35			8,292,405 61														98,350 25	
1895		300,000 00	121,739 65		16,781 35	16,781 35			7,761,084 48														98,350 25	
1896		300,000 00	121,739 65		16,781 35	16,781 35			8,758,252 83														98,350 25	
1897		300,000 00	121,739 65		16,781 35	16,781 35			10,723,649 87														98,350 25	
1898		300,000 00	121,739 65		16,781 35	16,781 35			10,813,739 97														98,350 25	
1899		300,000 00	121,739 65		16,781 35	16,781 35			13,061,775 13														98,350 25	
1900		300,000 00	121,739 65		16,781 35	16,781 35			12,476,044 02														98,350 25	
1901		300,000 00	121,739 65		16,781 35	16,781 35			14,578,117 55														98,350 25	
1902		300,000 00	121,739 65		16,781 35	16,781 35			18,901,639 55														98,350 25	

TABLE VI.—Assets of Canada, from July 1, 1867, to June 30, 1902—Continued.

Year.	SINKING FUNDS.				
	Provincial Accounts 5 per cent.		Quebec Harbour 5 per cent.	Receiver General's Inscribed Stock, 4 per cent.	Silver Deposit Account.
	¢	cts.	%	¢	cts.
1867					
1868	940,699	44			
1869	3,842,165	67			
1870	3,957,580	08			
1871	7,802,501	04		1,277,818	49
1872	9,638,386	81			
1873	11,473,624	70			
1874	11,463,881	48	724,140		
1875	11,463,383	45	724,140		
1876	11,916,733	27	724,140		
1877	12,306,133	68	724,140		
1878	12,297,333	42	799,140		
1879	12,933,206	65	949,140		
1880	13,432,094	61	1,149,140		
1881	13,196,377	80	1,351,140		
1882	12,885,328	57	1,405,000		
1883	12,982,961	93	1,471,540		
1884	7,374,053	63	1,672,069		
1885	7,377,780	93	1,935,000		
1886	7,383,000	33	2,389,493		
1887	7,390,540	95	2,822,289		
1888	7,400,100	89	2,845,000		
1889	7,870,452	53	3,365,717		
1890	9,303,668	86	3,614,117		
1891	9,803,974	91	3,664,717		
1892	10,395,368	90	3,664,717		
1893	10,814,072	3	3,748,519		
1894	10,810,858	24	3,748,519		
1895	10,810,858	24	3,748,519		
1896	10,473,748	57	3,748,519		
1897	10,493,439	15	3,748,519		
1898	10,490,329	34	3,748,519		
1899	10,553,141	97	3,748,519		
1900	10,506,125	11	3,748,519		
1901	10,506,125	11	3,748,519		
1902	10,566,125	11	3,748,519		

Consolidated Canadian Loan.		Canada Reduced Loan.	
5 per cent.	4 per cent.	3½ per cent.	3 per cent.
¢	cts.	¢	cts.
1,207,222	26		
1,562,488	92		
1,952,795	58		
2,001,462	24		
2,349,641	82		
2,625,581	82		
2,903,795	15		
3,196,928	48		
3,496,715	14		
3,655,855	14	187,366	66
3,655,855	14	582,053	33
3,655,855	14	986,959	99
3,655,855	14	1,410,025	75
3,655,855	14	1,833,218	29
3,911,841	80	1,980,678	29
4,098,329	87	2,212,402	09
4,536,816	54	2,229,435	42
4,796,209	87	2,451,842	09
Canada Re-duced Loan.			
		494,015	64
		747,034	83
		7,851,505	94
		941,005	76
		1,230,999	45
		8,069,899	85
		784,870	27
		222,660	29
		1,261,575	25
		1,279,636	11
		1,314,204	40
		1,314,204	40
		2,284,453	27
		4,929,527	08
		1,314,204	40
		3,528,781	23
		1,314,204	40
		3,813,641	80
		1,348,271	07
		4,346,951	69
		9,013,960	29
		1,358,004	40
		4,672,541	03
		1,358,004	40
		4,672,541	03
		9,077,226	95
		1,358,004	40
		4,933,966	82
		9,229,336	42
		1,530,510	49
		5,161,262	91
		1,400,918	66
		9,750,729	23
		1,563,249	19
		5,347,748	65
		10,056,836	14
		1,622,726	46
		3,687,319	88
		1,476,351	99
		688,299	06
		1,203,499	43
		4,933,966	82
		5,161,262	91
		1,400,918	66
		5,347,748	65
		10,056,836	14
		1,622,726	46
		3,687,319	88
		1,476,351	99

2-3 EDWARD VII., A. 1903

TABLE VI.—Assets of Canada, from July 1, 1867, to June 30, 1902—Continued.

Year.	SINKING FUNDS—Continued.									
	Dominion Guaranteed Loan of 1875-78.					Dominion Loan of 1875.				
	5 per cent.	4 per cent.	3½ per cent.	3 per cent.	2½ per cent.	5 per cent.	4 per cent.	3½ per cent.	3 per cent.	2½ per cent.
§	§	§	§	§	§	§	§	§	§	§
cts.	cts.	cts.	cts.	cts.	cts.	cts.	cts.	cts.	cts.	cts.
1867										
1868										
1869										
1870										
1871										
1872										
1873										
1874										
1875										
1876										
1877		54,020 00								
1878		163,033 32			12,653 33	54,506 66				
1879		208,780 00			12,653 33	84,009 13				
1880		386,286 67			12,653 33	113,507 33				
1881		506,133 33			12,653 33	142,707 33				
1882		672,573 34			19,953 33	164,894 95				
1883		820,519 99			52,073 33	164,894 94				
1884		854,586 67			73,973 33	177,061 61				
1885		897,413 34			12,653 33	253,901 61	19,826 60			
1886		1,204,360 00	156,706 67		12,653 33	274,769 41	38,621 85			
1887		1,405,006 67	237,006 66		12,653 33	312,447 80	38,621 85			
1888		1,546,626 65	315,019 52		12,653 33	351,651 61	38,621 85			
1889		1,635,546 65	392,886 19		12,653 33	351,651 61	38,621 85			
1890		1,771,466 65	392,886 19	164,274 40	12,653 33	351,651 61	42,399 38			
1891		1,856,146 66	392,886 19	326,714 64	12,653 33	351,651 61	51,130 98			
1892		1,970,513 32	392,886 19	491,077 85	12,653 33	354,571 61	134,082 04			
1893		1,995,831 08	441,552 86	693,976 64	12,653 33	354,571 61	182,214 96			
1894		1,995,831 08	441,552 86	986,873 10	12,653 33	354,571 61	38,718 66			
1895		1,995,831 08	441,552 86	1,288,281 04	12,653 33	354,571 61	38,718 66			
1896		1,995,831 08	441,552 86	1,583,797 19	12,653 33	370,766 80	282,260 91			
1897		1,995,831 08	441,552 86	1,877,404 50	12,653 33	381,906 65	307,346 54			
1898		1,995,831 08	441,552 86	2,181,194 75	12,653 33	435,114 14	340,865 19			
1899		1,995,831 08	441,552 86	2,409,564 17	12,653 33	438,519 02	346,341 13			
1900		1,995,831 08	441,552 86	2,485,457 46	12,653 33	438,519 02	346,907 02			54,080 01
1901		1,995,831 08	441,552 86	2,510,088 81	12,653 33	443,385 68	374,557 27			84,160 34
1902		2,069,483 20	441,552 86	2,737,369 82	12,653 33	484,700 48	39,370 19			103,092 20
		2,069,483 20	441,552 86	2,995,939 89	12,653 33	525,082 00	39,370 19			103,092 20

SESSIONAL PAPER No. 2

TABLE VI.—Assets of Canada, from July 1, 1867, to June 30, 1902.—Continued.

SINKING FUNDS—Continued.

Year.	Dominion Loan of 1876.				Dominion Loan of 1878-79.				Dominion Loan of 1884.	
	5 per cent.	4 per cent.	3½ per cent.	2½ per cent.	5 per cent.	4 per cent.	3½ per cent.	3 per cent.	2½ per cent.	4 per cent.
	\$	cts.	\$	cts.	\$	cts.	\$	cts.	\$	cts.
1867										
1868										
1869										
1870										
1871										
1872										
1873										
1874										
1875										
1876										
1877										
1878	30,660 00	32,606 67								
1879	30,660 00	101,108 99				19,173 12				
1880	30,660 00	170,591 89				95,714 11				
1881	30,660 00	238,725 22				207,160 77				
1882	65,356 79	273,641 60			28,226 67	242,432 20				
1883	141,276 79	273,641 60			120,693 33	324,065 54				
1884	201,136 79	293,504 93			177,146 67	397,552 20				
1885	30,660 00	505,438 39	45,855 47			641,858 87	74,825 47			
1886	30,660 00	550,089 92	80,945 09			713,412 64	146,956 40			
1887	30,660 00	638,483 85	80,945 09			858,023 34	146,956 40			129,860 67
1888	30,660 00	730,448 17	80,945 09			1,008,477 37	146,956 40			264,968 66
1889	30,660 00	730,448 17	80,945 09			1,008,477 37	146,956 40			264,968 66
1890	30,660 00	730,448 17	80,945 09	99,461 82		1,008,477 37	146,956 40	162,717 70		
1891	30,660 00	736,288 17	91,873 87	314,350 06		1,017,237 37	149,642 33	348,495 80		
1892	30,660 00	736,288 17	91,873 87	427,274 99		1,017,237 37	149,642 33	513,437 05		
1893	30,660 00	736,288 17	91,873 87	542,068 72		1,017,237 37	149,642 33	698,101 20		
1894	30,660 00	736,288 17	91,873 87	661,926 41		1,017,237 37	149,642 33	887,400 48		
1895	30,660 00	812,270 40	91,873 87	694,400 85		1,130,751 66	149,642 33	1,082,012 19		
1896	30,660 00	909,336 66	91,873 87	773,264 52		1,187,718 37	149,642 33	1,146,809 71		
1897	30,660 00	928,669 94	91,873 87	826,969 61		1,306,204 07	149,642 33	1,272,283 24		
1898	30,660 00	928,669 94	91,873 87	828,238 33	114,573 24	1,321,827 11	149,642 33	1,343,574 62		454,652 45
1899	30,660 00	928,669 94	91,873 87	893,069 39	185,094 20	1,321,827 11	149,642 33	1,344,633 99	198,897 60	463,585 78
1900	30,660 00	998,287 57	93,419 81	938,411 36	202,356 92	1,412,657 44	152,160 34	1,409,449 40	360,962 51	493,585 78
1901	30,660 00	1,071,294 46	93,419 81	1,002,360 98	204,174 64	1,573,155 23	152,160 34	1,519,952 31	443,619 69	505,521 89
1902	30,660 00	1,203,782 48	93,419 81	1,011,536 16	204,174 64	1,739,824 29	152,160 34	1,585,057 88	443,619 69	583,218 84

TABLE VI.—Assets of Canada, from July 1, 1867, to June 30, 1902—*Concluded.*

Year.	SINKING FUNDS— <i>Concluded.</i>						Total Assets.
	Dominion Loan of 1884.						
	3½ per cent.	3 per cent.	2½ per cent.	\$	cts.	\$	
1867						17,317,410 36	
1868						21,139,531 46	
1869						36,502,679 19	
1870						37,783,964 31	
1871						37,786,165 11	
1872						31,500 00	
1873						28,000 00	
1874						30,329,638 89	
1875						32,838,586 91	
1876						21,000 00	
1877						35,655,023 60	
1878						21,000 00	
1879						36,653,173 98	
1880						14,000 00	
1881						41,440,525 94	
1882						7,000 00	
1883						34,505,199 05	
1884						7,000 00	
1885						36,493,683 83	
1886						7,000 00	
1887						42,182,852 97	
1888						7,000 00	
1889						44,465,757 11	
1890						7,000 00	
1891						51,703,601 19	
1892						7,000 00	
1893						43,692,389 84	
1894						7,000 00	
1895						60,320,565 95	
1896						68,295,915 29	
1897						50,005,234 02	
1898						81,760 97	
1899						45,872,850 99	
1900						49,982,483 73	
1901						50,192,021 11	
1902						48,579,083 33	
						52,090,199 11	
						54,201,839 66	
						58,373,485 13	
						62,164,904 48	
						64,973,827 78	
						67,220,103 96	
						70,991,534 87	
						74,419,585 32	
						78,886,363 93	
						80,713,173 03	
						86,232,428 83	
						94,529,386 97	

SINKING FUNDS—*Concluded.*

Dominion Loan of 1884.

3½ per cent.

3 per cent.

2½ per cent.

\$

cts.

\$

cts.

\$

cts.

\$

cts.

\$

cts.

\$

cts.

Special Circulation Account.

Sinking Fund Inscription Special Account, 4 per cent.

\$

cts.

\$

cts.

\$

cts.

\$

cts.

\$

cts.

\$

cts.

\$

cts.

\$

cts.

Sterling Debentures.

\$

cts.

\$

cts.

\$

cts.

\$

cts.

\$

cts.

\$

cts.

\$

cts.

\$

cts.

\$

St. John Bridge and Railway Extension Co., 4 per cent.

\$

cts.

\$

cts.

\$

cts.

\$

cts.

\$

cts.

\$

cts.

\$

cts.

\$

cts.

\$

Three Rivers Harbour Debentures, 4 per cent.

\$

cts.

\$

cts.

\$

cts.

\$

cts.

\$

cts.

\$

cts.

\$

cts.

\$

cts.

\$

Toronto Roads, 6 per cent.

\$

cts.

\$

cts.

\$

cts.

\$

cts.

\$

cts.

\$

cts.

\$

cts.

\$

cts.

\$

York Roads, 6 per cent.

\$

cts.

\$

cts.

\$

cts.

\$

cts.

\$

cts.

\$

cts.

\$

cts.

\$

cts.

\$

TABLE VII.—Comparative Statement of Receipts from Consolidated Fund, &c.—Continued.

Year.	Fines, Forfeitures and Seizures.		Fisheries.	Gas Inspection and Law Stamps.		Interest on Investments.		Inspection of Staples.		Insurance Superintendence.		Imperial Contribution to Sable Island, &c.		Military.		Military Pensions.		Miscellaneous Receipts.		Ordinance Lands.		Passenger Duties (Immigration.)	
	\$	cts.		\$	cts.	%	\$	cts.	\$	cts.	\$	cts.	\$	cts.	\$	cts.	\$	cts.	\$	cts.	\$	cts.	\$
1897-98	30,305	49	19,536	97		174,073	46					29,537	32	26,155	70			3,377	05	42,332	99	31,064	04
1898-99	20,649	58	13,583	97		824,424	46							12,095	04			8,681	80	45,248	50	40,398	00
1899-00	41,680	69	16,622	43		383,955	91							16,555	75			18,421	31	49,915	40	39,855	24
1870-71	47,877	28	12,408	97		534,383	72							7,393	58			53,012	57	95,216	35	36,750	65
1871-72	48,333	07	10,458	00		488,041	54							38,966	54			80,681	06	54,043	00	15,361	50
1872-73	17,850	45	10,338	24		396,403	94							18,485	78			56,909	02	54,308	43	7,383	00
1873-74	14,296	04	14,012	83		610,863	00							42,756	85			64,674	25	214,384	30		
1874-75	20,422	11	14,764	20		840,886	65							12,137	13			54,559	44	45,016	93		
1875-76	16,836	39	13,571	12		798,905	95							24,344	73			38,011	51	51,350	80		
1876-77	16,778	85	13,364	85		717,684	31	7,422	35					12,627	14			51,169	02	87,689	28		
1877-78	26,664	12	14,113	11		791,757	60	235	11					12,796	43			22,977	07	44,219	37		
1878-79	32,148	81	17,738	34		592,500	04	6,134	38					16,031	14			15,325	77	40,849	56		
1879-80	50,778	04	19,423	16		834,742	67	8,005	91					20,555	69			32,079	06	30,091	37		
1880-81	38,216	58	24,596	94		751,513	49	9,647	90					19,346	32			15,003	64	50,747	33		
1881-82	17,677	13	23,687	45		914,009	27	9,315	45					18,579	93			9,177	89	42,989	13		
1882-83	27,185	56	21,337	16		1,001,192	96	9,301	27					16,081	50			9,411	76	19,402	69		
1883-84	41,276	15	20,006	50		986,698	37	9,855	13					22,211	73			9,672	55	14,138	70		
1884-85	51,847	75	26,627	86		1,997,035	50	1,997	03					18,943	63			9,021	70	24,540	61		
1885-86	99,227	38	3,394	75		2,299,078	91	2,299	07					24,331	51			9,573	47	26,483	16		
1886-87	19,736	64	25,947	53		1,990,886	69	2,810	66					23,428	66			10,954	62	21,676	57		
1887-88	12,291	73	44,998	12		932,025	35	9,702	14					20,719	52			10,329	78	36,239	88		
1888-89	18,576	19	56,426	26		1,305,392	25	7,758	98					22,712	55			10,834	13	42,072	07		
1889-90	68,277	92	69,643	33		1,082,217	36	7,706	70					43,209	15			7,347	89	24,921	61		
1890-91	2,429	66	70,794	42		1,077,228	11	915	00					43,358	27			9,210	28	54,229	69		
1891-92	9,586	53	62,785	89		1,086,419	93	7,913	44					40,372	65			8,969	21	42,360	60		
1892-93	82,535	42	111,540	32		1,150,166	51	8,126	27					42,584	81			10,027	89	33,776	90		
1893-94	12,339	64	79,601	59		1,217,808	97	6,977	70					42,527	09			11,641	59	22,318	20		
1894-95	22,469	39	94,970	04		1,336,046	94	3,793	70					39,445	03			11,148	24	22,645	97		
1895-96	2,992	58	88,822	66		1,370,000	56	9,985	78					42,716	80			12,411	75	17,550	28		
1896-97	21,037	07	106,469	55		1,443,003	84	10,183	81					40,362	59			12,896	52	9,831	27		
1897-98	32,987	41	113,103	50		1,513,454	58	10,574	95					36,916	34			12,812	52	22,537	17		
1898-99	38,414	21	85,502	85		1,590,447	91	10,635	06					72,964	39			8,931	35	12,349	65		
1899-00	25,981	61	88,396	59		1,683,050	51	10,901	85					47,755	16			8,085	42	11,003	63		
1900-01	23,063	34	86,145	11		1,784,833	79	11,365	71					47,693	75			11,888	98	14,594	37		
1901-02	49,825	71	79,169	58		1,892,224	69	12,844	18					41,686	78			11,340	25	16,967	36		

SESSIONAL PAPER No. 2

TABLE VII.—Comparative Statement of Receipts from Consolidated Fund, &c.—Concluded.

Year.	Patent Fees.		Penitentiaries.		Post Office, including Ocean Postage and Money Orders.		Public Works, including Railways and Canals.		Premium and Discount.		Steamboat Inspection.		Superannuation.		Tonnage Dues (River Police.)		Tonnage Dues (Mariner's Fund).		Weights and Measures.		Total Receipts.	
	\$	cts.	\$	cts.	\$	cts.	\$	cts.	\$	cts.	\$	cts.	\$	cts.	\$	cts.	\$	cts.	\$	cts.	\$	cts.
1867-68.	8,948	13	64,040	98	525,691	80	901,466	41	608,510	12	5,682	36	49,470	59	11,918	76	24,672	66	13,687,928	49	13,687,928	49
1868-69.	13,241	04	75,935	16	535,315	54	918,032	80	608,510	12	11,914	63	33,018	27	21,400	06	33,018	27	14,379,174	52	14,379,174	52
1869-70.	13,822	26	93,530	89	573,565	84	1,006,844	67	14,533	56	9,369	67	38,987	38	28,490	91	38,987	38	15,519,225	65	15,519,225	65
1870-71.	14,073	34	124,817	85	612,630	67	1,146,240	25	92,019	59	10,632	13	49,470	59	21,845	28	30,409	41	13,333,360	81	13,333,360	81
1871-72.	13,076	31	108,132	65	632,374	98	1,211,729	08	92,019	59	10,632	13	49,470	59	21,845	28	30,409	41	13,333,360	81	13,333,360	81
1872-73.	28,333	73	98,087	94	833,637	21	1,316,635	90	24,077	64	18,284	12	54,577	30	26,744	51	38,363	14	20,813,469	68	20,813,469	68
1873-74.	29,915	17	95,066	90	1,139,973	15	1,499,915	04	4,968	18	15,106	12	34,620	18	28,041	09	41,732	81	24,205,092	54	24,205,092	54
1874-75.	34,072	17	97,072	90	1,135,332	09	1,432,359	95	13,415	29	16,144	25	36,678	71	25,620	09	37,658	12	24,648,715	04	24,648,715	04
1875-76.	35,673	31	95,408	80	1,102,540	32	1,479,231	61	32,635	60	13,758	87	38,476	00	26,409	09	41,507	06	22,587,387	05	22,587,387	05
1876-77.	33,583	27	98,732	29	1,114,945	78	1,917,455	19	15,879	93	40,890	26	28,538	10	44,245	83	22,063,274	11	22,063,274	11
1877-78.	35,111	33	35,784	06	1,297,790	15	2,034,483	53	12,431	93	41,856	62	26,805	75	44,668	83	30,054	10	22,375,011	88
1878-79.	30,051	81	53,115	10	1,172,418	14	1,863,149	07	460	82	12,331	16	41,959	20	21,361	65	37,757	39	13,685	97	22,517,382	14
1879-80.	38,440	76	31,504	12	1,252,468	22	2,167,401	06	777	78	12,762	02	43,531	80	21,510	15	42,472	10	15,372	57	23,307,406	69
1880-81.	46,333	12	30,344	16	1,352,109	64	2,759,591	06	90,685	47	13,953	39	44,965	80	27,375	09	49,771	41	33,046	87	29,635,297	54
1881-82.	58,769	93	24,224	63	1,587,888	15	2,711,134	30	64,991	35	13,277	78	46,426	39	21,420	33	45,914	77	27,389	70	33,383,455	52
1882-83.	61,561	61	22,156	64	1,890,391	37	3,101,138	04	83,363	69	12,577	36	46,372	03	28,060	02	47,632	36	28,600	43	35,794,649	89
1883-84.	73,039	78	17,848	72	1,755,674	29	3,053,792	09	52,414	65	15,371	79	51,882	21	28,497	25	48,666	65	31,387	53	31,861,961	73
1884-85.	65,172	31	13,468	69	1,841,372	22	3,065,502	59	16,444	01	12,942	66	52,701	33	20,638	79	38,994	90	31,142	19	32,797,901	22
1885-86.	70,246	02	17,882	15	1,901,630	25	3,822,410	58	3,075	43	13,835	78	57,075	43	24,089	97	40,848	05	33,230	09	33,177,040	39
1886-87.	76,394	30	19,863	17	2,030,623	51	3,270,782	18	40,508	74	12,701	20	62,600	96	22,934	46	42,334	92	34,376	51	35,754,993	25
1887-88.	72,194	93	9,645	00	2,373,241	57	3,556,101	24	47,016	97	12,530	14	62,967	43	21,072	73	41,669	64	37,810	39	35,908,463	53
1888-89.	77,040	64	10,607	29	2,220,503	66	3,642,537	38	77,397	64	12,624	43	63,031	46	19,688	27	39,306	29	36,040	91	38,782,870	23
1889-90.	89,163	61	14,567	87	2,357,388	95	3,800,110	42	118,503	12	19,430	33	61,513	65	17,816	95	47,881	75	40,438	88	38,579,925	41
1890-91.	90,087	25	13,069	43	2,515,823	44	3,685,630	29	118,562	42	21,239	23	62,824	60	7,649	19	47,829	68	33,586	66	38,579,310	88
1891-92.	83,972	06	9,156	35	2,652,745	79	3,575,167	83	141,080	11	21,169	64	63,862	79	8,714	79	45,381	92	38,296	66	36,921,871	60
1892-93.	87,182	02	10,321	01	2,773,507	71	3,701,474	07	126,925	91	25,283	55	64,433	27	3,792	90	46,200	63	39,204	46	38,168,608	85
1893-94.	83,104	61	11,162	18	2,809,341	06	3,702,745	74	151,071	35	24,006	33	63,974	27	42,600	85	38,631	52	36,374,693	07
1894-95.	94,663	17	2,623	84	2,792,789	64	3,591,689	42	18,875	86	25,092	61	63,937	44	291	25	49,070	83	49,715	08	39,433	29
1895-96.	98,864	54	42,493	24	2,964,014	23	3,594,264	48	3,162	65	23,033	16	61,390	99	47,226	11	57,056	94	36,618,500	72
1896-97.	110,009	10	38,897	57	3,202,938	42	3,587,196	31	34,853	92	25,933	95	59,218	14	45,264	09	36,772	94	37,829,778	40
1897-98.	112,084	39	75,588	08	3,597,869	69	3,873,464	49	191,539	32	31,525	40	65,643	06	44,014	59	40,555	238	40,555,238	03
1898-99.	115,322	35	45,582	96	3,193,777	53	4,433,934	36	166,880	39	34,839	93	33,647	32	57,287	57	48,390	35	46,741,249	51
1899-00.	121,130	97	68,850	29	3,205,535	16	5,232,439	45	182,187	10	34,839	69	51,574	52	50,945	52	53,523	54	51,029,994	02
1900-01.	130,894	33	30,211	11	3,441,504	93	5,170,976	99	64,927	86	33,876	57	50,474	91	59,783	34	54,350	56	52,514,701	13
1901-02.	140,559	95	73,601	29	3,518,415	55	5,447,982	24	89,238	27	38,458	92	48,297	89	65,853	83	62,912	68	58,050,790	03

TABLE VIII.—Comparative Statement of Expenditure on account of Consolidated Fund, from July 1, 1867, to June 30, 1902.

Year.	CHARGES ON PUBLIC DEBT.				MISCELLANEOUS EXPENDITURE.							
	Interest on Public Debt.	Charges of Management.	Premium, Discount and Exchange.	Sinking Funds	Administration of Justice.	Arts, Agriculture and Statistics.	Boundary Survey, United States and Canada.	Census.	Civil Government.	Dominion Forces, Manitoba.		
	\$	cts.	\$	cts.	\$	cts.	\$	cts.	\$	cts.	\$	cts.
1867-68.	4,501,568 33	285,512 75	73,676 54	355,266 66	291,242 73	5,580 30	81,723 60	594,441 82	147,367 91			
1868-69.	4,907,013 71	317,400 94	68,255 71	426,806 66	315,215 10	7,020 14	121,741 66	559,643 06	269,169 42			
1869-70.	5,047,054 24	332,589 85	7,400 01	126,533 33	304,259 61	6,226 84	183,392 18	620,348 73	133,227 10			
1870-71.	5,165,304 24	346,036 82	3,018 02	421,666 24	314,410 98	6,173 64	134,105 18	642,300 50	81,916 53			
1871-72.	5,297,205 64	243,522 51	52,889 54	470,606 07	348,847 55	6,411 00	43,905 69	663,189 43	29,969 17			
1872-73.	5,209,203 97	172,981 06	3,683 44	407,826 62	308,966 41	19,690 52	48,905 69	750,874 40	11,210 18			
1873-74.	5,224,436 31	238,068 52	26,680 39	513,920 00	459,037 49	19,091 92	43,905 69	863,685 53				
1874-75.	6,590,790 19	197,889 17	29,361 66	555,773 82	497,405 08	11,935 76	43,905 69	909,265 73				
1875-76.	6,400,902 07	189,596 91	18,551 64	822,953 32	544,091 20	67,552 16	43,905 69	841,995 39				
1876-77.	6,797,227 25	183,544 24	24,331 29	828,373 59	565,597 84	65,767 18	43,905 69	812,193 03				
1877-78.	7,048,883 55	189,566 54	2,519 80	945,746 02	564,920 11	92,365 62	43,905 69	823,369 80				
1878-79.	7,194,734 14	275,559 37	2,364 06	1,037,219 76	577,896 58	63,063 23	43,905 69	861,170 85				
1879-80.	7,473,868 75	245,731 40	43,354 09	1,165,867 22	574,311 41	25,068 24	43,905 69	895,605 16				
1880-81.	7,594,144 88	218,307 48	1,250,731 20	583,957 46	22,408 13	25,068 24	43,905 69	915,958 78				
1881-82.	7,400,804 47	191,075 06	3,913 76	1,290,724 90	581,695 72	20,741 89	43,905 69	946,031 65				
1882-83.	7,668,552 89	194,255 80	39,913 76	1,344,136 83	615,588 48	24,730 59	43,905 69	986,721 47				
1883-84.	7,700,180 61	179,766 58	50,138 66	1,403,863 61	615,044 90	38,187 55	43,905 69	1,084,417 79				
1884-85.	8,419,482 19	232,641 02	154,854 49	1,482,051 48	627,252 56	86,322 16	43,905 69	1,139,495 49				
1885-86.	10,137,008 66	282,390 85	64,530 01	1,606,270 77	707,832 42	203,312 02	43,905 69	1,190,370 68				
1886-87.	9,682,928 87	195,759 40	91,982 98	1,592,952 62	657,114 57	253,759 10	43,905 69	1,211,850 63				
1887-88.	9,823,313 00	205,363 29	138,228 83	1,939,077 79	678,814 65	311,159 17	43,905 69	1,258,618 15				
1888-89.	10,148,931 97	202,276 25	71,313 77	1,736,644 34	685,806 78	161,629 29	43,905 69	1,281,713 70				
1889-90.	9,656,841 16	186,336 97	44,071 98	1,887,237 20	709,734 12	133,398 14	43,905 69	1,308,846 95				
1890-91.	9,584,136 74	184,711 47	77,356 94	1,938,078 57	726,592 57	138,053 05	43,905 69	1,334,200 59				
1891-92.	9,763,178 34	176,036 62	7,901 44	2,027,860 79	750,723 23	156,563 92	43,905 69	1,325,087 20				
1892-93.	9,806,888 45	212,630 83	1,102 80	2,095,513 89	736,457 40	258,635 32	43,905 69	1,367,570 29				
1893-94.	10,212,596 13	166,444 39	14,531 40	2,131,360 60	745,500 97	264,879 66	43,905 69	1,402,279 49				
1894-95.	10,465,294 44	162,590 31	116,359 91	2,092,311 36	755,682 97	216,740 30	43,905 69	1,422,227 97				
1895-96.	10,592,423 90	166,315 43	82,260 42	2,095,287 52	758,270 08	210,877 61	43,905 69	1,396,628 36				
1896-97.	10,645,663 27	196,220 73	119,093 42	2,101,813 33	774,761 69	224,389 63	43,905 69	1,418,846 68				
1897-98.	10,516,757 90	152,880 16	47,007 32	2,359,968 55	765,608 28	245,231 69	43,905 69	1,399,422 44				
1898-99.	10,695,111 84	160,002 92	13,254 10	2,482,484 65	815,454 91	258,782 02	43,905 69	1,411,817 48				
1899-1900.	10,893,645 20	174,028 29	58,165 83	2,465,639 84	827,560 88	461,560 75	43,905 69	1,420,937 90				
1900-1901.	10,897,954 65	162,828 18	39,632 89	2,480,336 90	873,232 90	697,206 50	43,905 69	1,474,919 24				
1901-1902.	10,975,935 13	210,804 57	52,385 65	2,563,380 59	949,229 85	1,274,790 14	43,905 69	1,497,369 44				

TABLE VIII.—Comparative Statement of Expenditure on account of Consolidated Fund, &c.—Continued.

MISCELLANEOUS EXPENDITURE—Continued.

Year.	Marine Hospitals.		Militia and Defence.		Miscellaneous.		Mounted Police.		North-west Territories Government.		Ocean and River Service.		Penitentiaries.		Pensions.		Police.		Public Works.	
	\$	cts.	\$	cts.	\$	cts.	\$	cts.	\$	cts.	\$	cts.	\$	cts.	\$	cts.	\$	cts.	\$	cts.
1868	21,048	22	1,013,015	69	93,451	95	92,162	24	209,369	42	56,421	60	49,176	17	126,269	78
1869	34,887	16	937,513	35	29,784	51	63,510	31	269,817	26	50,564	18	46,321	12	65,031	27
1870	36,742	09	1,245,972	83	97,682	90	54,309	45	211,981	62	53,586	28	49,494	21	120,035	02
1871	35,551	58	908,732	86	9,736	05	72,939	86	219,212	25	52,611	49	39,547	35	597,274	96
1872	44,536	16	1,654,255	34	39,422	02	81,905	46	205,111	23	62,251	42	37,281	24	839,786	26
1873	48,130	43	1,248,663	93	63,848	57	92,742	34	270,661	20	49,204	04	49,813	99	1,297,999	11
1874	66,462	33	1,122,282	27	102,160	20	127,818	18	395,551	76	56,453	84	56,387	54	1,778,915	88
1875	59,021	93	1,013,943	84	75,382	96	165,699	89	397,593	55	63,676	58	1,756,010	11	1,756,010	11
1876	60,971	57	978,530	41	86,026	20	284,941	07	312,015	31	110,201	04	13,427	73	1,948,241	82
1877	62,408	52	550,451	87	87,733	30	147,393	57	303,168	98	112,531	13	11,355	62	1,262,823	27
1878	57,481	60	618,136	58	62,968	61	144,837	82	308,101	69	105,842	05	10,616	44	997,469	70
1879	58,237	34	777,698	90	91,027	25	141,175	25	308,482	61	107,795	04	11,122	08	1,013,023	10
1880	55,031	23	690,018	93	174,191	46	149,501	52	270,381	54	102,888	95	12,368	65	1,046,341	97
1881	52,183	27	667,000	51	332,855	12	227,936	29	307,366	29	93,388	66	13,525	77	1,088,814	85
1882	53,100	57	772,811	79	289,845	23	137,809	20	293,616	76	101,196	96	12,841	11	1,342,000	48
1883	49,879	31	734,354	25	209,624	64	200,982	42	286,424	86	98,446	13	18,490	19	1,765,253	64
1884	51,312	62	982,498	22	301,732	93	331,519	23	296,996	32	95,342	72	20,124	49	2,908,851	65
1885	35,391	28	42,707,757	77	481,112	29	280,275	58	287,551	67	89,879	37	18,953	14	2,302,362	74
1886	49,359	67	1,178,659	10	564,249	61	206,476	02	310,782	46	88,319	27	17,341	33	2,046,532	32
1887	52,252	32	1,193,692	77	483,413	38	205,031	10	311,297	45	102,109	24	16,678	44	2,133,315	50
1888	49,445	29	1,273,178	59	359,646	71	204,801	94	320,776	61	120,833	85	16,812	20	2,162,116	29
1889	52,332	34	1,323,551	56	415,707	63	318,098	91	319,486	26	116,029	78	18,306	88	2,299,231	24
1890	41,729	11	1,287,013	59	174,066	18	164,046	70	349,859	30	107,391	45	20,464	51	1,972,501	18
1891	35,167	74	1,279,513	65	181,795	33	199,277	26	353,158	32	103,850	35	21,459	87	1,937,545	72
1892	34,102	71	1,256,308	05	164,787	12	177,185	37	344,538	66	92,456	67	21,788	76	1,937,851	24
1893	36,143	97	1,419,745	89	251,407	72	193,349	78	346,353	93	90,309	06	22,157	25	1,927,832	45
1894	38,403	94	1,284,517	17	187,974	04	211,922	67	446,134	16	86,327	18	21,947	47	2,033,954	91
1895	38,589	05	1,574,013	76	172,645	57	205,922	65	449,599	81	84,349	36	21,943	13	1,742,316	89
1896	36,683	36	1,136,713	54	172,363	61	181,451	71	385,227	58	90,080	31	22,703	88	1,296,768	89
1897	38,130	68	1,667,588	26	1,428,855	16	320,535	66	409,598	23	86,881	89	23,788	82	1,633,718	54
1898	38,162	56	1,514,472	36	181,410	93	145,553	23	386,395	09	96,128	69	22,100	04	1,701,312	95
1899	37,353	29	2,112,291	79	318,907	57	330,254	93	416,939	48	96,187	00	24,442	41	1,902,664	27
1900	37,741	36	1,846,178	79	381,395	56	247,784	93	438,421	22	93,453	39	23,276	88	2,289,888	75
1901	36,141	37	2,061,674	71	286,940	36	504,387	59	533,161	59	83,551	28	68,980	95	3,386,632	16
1902	51,827	13	2,069,378	71	1,146,120	58	496,190	57	438,072	92	83,304	65	60,241	16	4,221,293	59

* This amount includes \$1,697,851.52 North-west Rebellion expenditure.
\$3,177,220.50

SESSIONAL PAPER No. 2

TABLE VIII.—Comparative Statement of Expenditure on account of Consolidated Fund, &c.—Continued.

Year.	MISCELLANEOUS EXPENDITURE—Concluded.										COLLECTION OF REVENUE.									
	Railways and Canals.		Settlers' Relief Manitoba.		Steamboat Inspection.		Subsidies to Provinces.		Super-annuation.		Yukon Provisional District.		Adulteration of Food.		Culling Timber.		Customs.		Dominion Lands.	
	\$	cts.	\$	cts.	\$	cts.	\$	cts.	\$	cts.	\$	cts.	\$	cts.	\$	cts.	\$	cts.	\$	cts.
1867-68.					10,406	93	2,753	966	46						69,480	93	477,503	82		
1868-69.		413	53		11,299	99	2,604	050	13						67,089	33	496,049	94		
1869-70.		6,208	21		7,396	96	2,588	604	96						74,096	60	505,109	31		
1870-71.		168,583	73		8,321	00	2,624	940	23	12,880	49				62,130	22	500,441	49	14,243	97
1871-72.		25,777	30		13,206	00	2,921	399	87	38,842	81				68,691	26	528,735	62	290,519	81
1872-73.		299,614	64		10,291	58	3,752	757	48	53,026	03				69,691	90	567,735	36	237,676	19
1873-74.		47,085	15		12,199	81	3,750	361	88	77,298	25				82,886	43	727,629	36	282,696	28
1874-75.		1,065	53		13,081	86	3,690	355	15	101,627	16				81,996	33	682,673	65	185,218	92
1875-76.		700	00	83,405	80	13,073	01	3,655	850	58	104,826	99	4,903	64	721,004	95	721,004	95	212,841	27
1876-77.					13,315	82	3,472	807	87	106,588	91				68,171	76	714,527	77	90,521	71
1877-78.		1,125	00		11,854	34	3,442	764	34	113,531	63				49,940	38	710,711	29	87,628	52
1878-79.		5,584	90		12,149	15	3,430	846	31	127,732	22				44,670	02	710,711	29	91,773	29
1879-80.		29,951	08		14,315	38	3,453	517	73	147,362	10				44,651	89	716,126	23	147,802	98
1880-81.		81,440	26		12,825	80	3,630	999	48	147,362	10				51,079	65	800,107	34	67,745	97
1881-82.		94,543	59		16,209	02	3,606	672	61	186,236	67				51,360	65	851,131	62	81,899	57
1882-83.		188,889	00		21,893	28	3,693	714	38	192,692	70				56,228	79	757,245	62	115,746	90
1883-84.		204,090	12		23,211	58	3,959	326	91	203,636	21				54,866	17	798,837	96	166,808	69
1884-85.		86,026	41		21,799	03	4,182	525	91	206,655	25				50,580	00	791,537	91	178,727	29
1885-86.		87,436	29		22,825	85	4,169	341	04	202,285	85				49,284	56	800,107	34	194,965	58
1886-87.		121,629	13		21,430	45	4,188	513	53	212,743	72				51,120	43	819,131	62	195,725	71
1887-88.		176,889	89		22,313	02	4,051	427	62	218,933	65				49,596	23	851,025	36	184,548	04
1888-89.		188,660	00		20,619	52	3,904	922	12	241,764	66				48,307	56	864,590	46	188,759	22
1889-90.		214,189	97		22,183	76	3,903	756	61	241,110	49				30,781	16	873,400	10	173,574	29
1890-91.		199,083	59		22,736	59	3,935	913	56	233,679	88				28,539	75	900,491	82	158,483	11
1891-92.		219,732	61		24,386	95	3,935	764	80	263,710	15				26,143	22	904,800	50	132,807	24
1892-93.		237,638	91		25,939	89	4,206	654	77	262,302	07				27,628	69	901,946	10	136,179	17
1893-94.		133,996	60		26,885	88	4,250	674	46	265,385	77				25,281	18	917,039	92	133,305	61
1894-95.		252,716	00		26,857	27	4,235	664	24	311,231	79				23,299	16	921,632	39	129,727	51
1895-96.		126,443	94		26,837	83	4,238	059	08	307,732	66				17,237	38	896,332	50	119,908	08
1896-97.		134,405	10		26,342	29	4,237	372	19	340,185	67				16,618	75	943,245	33	111,415	24
1897-98.		190,490	30		28,035	47	4,250	636	47	325,560	47				19,245	87	971,320	11	91,296	26
1898-99.		183,850	12		27,965	72	4,250	607	60	323,398	52	1,098	378	96	17,003	39	1,037,635	65	92,913	92
1899-1900.		188,826	45		29,247	59	4,250	607	48	324,507	13				17,403	10	1,071,222	17	104,979	49
1900-01.		210,414	02		27,493	80	4,402	097	64	338,764	35				18,448	10	1,128,817	06	138,416	53
1901-02.		272,296	14		27,493	80	4,402	097	64	338,764	35				17,101	51	1,170,024	24	138,843	94

* Including \$80,330.02, refunds of former years.

TABLE VIII.—Comparative Statement of Expenditure on account of Consolidated Fund, &c.—*Concluded.*

Year.	COLLECTION OF REVENUE— <i>Concluded.</i>										Total.		
	Excise.	Inspection of Staples.	Liquor License Act.	Minor Revenue.	Post Office.	Public Works.	Railways and Canals.	Trade and Commerce.	Weights, Measures, Gas and Electric Light.				
	\$	cts.	\$	cts.	\$	cts.	\$	cts.	\$	cts.	\$	cts.	
1867-68	78,939	00		16,841	91	616,802	21	44,783	22	581,503	11	13,486,092	96
1868-69	109,414	56		21,778	26	787,886	32	51,039	41	641,813	65	14,038,084	00
1869-70	119,461	48		32,804	16	808,622	77	68,560	13	743,070	44	14,845,509	58
1870-71	129,563	56		35,436	78	815,470	59	78,300	12	752,771	60	15,623,081	72
1871-72	142,732	09		39,369	95	929,609	33	92,206	63	913,236	45	17,089,468	82
1872-73	171,704	85		22,262	12	1,067,866	69	118,021	66	1,378,163	62	19,174,647	92
1873-74	206,935	28		11,371	03	1,387,270	48	128,859	65	2,260,820	07	23,316,316	75
1874-75	199,253	72		23,867	04	1,520,861	21	1,981,892	75	2,269,829	62	23,713,071	04
1875-76	218,339	81		20,024	02	1,629,827	10	147,215	00	1,897,282	83	24,488,372	11
1876-77	211,137	18		20,181	01	1,765,311	54	112,486	17	2,239,346	23	23,519,301	77
1877-78	215,024	50		21,785	45	1,724,938	52	97,123	93	2,374,313	97	23,903,138	25
1878-79	211,064	71		27,888	26	1,784,423	88	110,618	25	2,570,360	85	24,455,381	56
1879-80	219,284	91		28,732	52	1,818,271	05	103,170	01	2,229,456	21	24,850,634	45
1880-81	247,577	05		3,575	08	1,876,657	96	99,948	28	2,603,717	46	25,702,554	42
1881-82	280,573	51		5,916	41	1,980,567	25	137,679	97	2,735,832	95	27,067,103	58
1882-83	278,910	51		3,445	20	2,170,089	69	147,411	14	3,117,465	50	28,730,137	45
1883-84	303,617	28		2,824	78	2,312,965	27	180,688	65	3,122,103	01	31,107,706	25
1884-85	309,268	29		6,579	92	2,488,315	36	180,360	91	3,339,670	25	33,037,060	12
1885-86	310,022	06		6,478	11	2,763,186	41	191,836	30	3,339,670	25	39,011,612	26
1886-87	344,690	93		3,973	35	2,818,197	22	173,619	82	3,473,894	35	44,363,72	
1887-88	373,348	44		3,868	59	2,889,728	59	154,187	05	4,160,332	20	45,492,33	
1888-89	362,833	42		3,773	66	2,982,321	48	215,085	51	4,095,300	97	48,618,27	
1889-90	362,996	45		5,221	91	3,074,469	91	186,346	83	4,362,200	26	50,990,26	
1890-91	378,236	81		3,820	04	3,161,675	72	196,580	19	4,505,516	35	53,994,031	47
1891-92	400,049	52		3,529	84	3,316,120	63	190,386	22	4,337,876	96	57,343,567	96
1892-93	387,673	27		4,478	38	3,421,203	17	149,300	98	3,848,403	53	60,765,894	18
1893-94	484,949	72		5,532	27	3,517,261	31	194,237	24	3,760,549	82	63,814,652	90
1894-95	471,864	90		1,833	73	3,663,647	37	151,638	22	3,704,126	48	67,586,025	52
1895-96	470,869	86		1,833	73	3,663,647	30	159,400	22	3,826,225	51	68,132,005	05
1896-97	464,426	75		859	10	3,780,478	34	147,567	92	3,729,689	92	66,949,142	03
1897-98	468,320	37		1,575	08	3,675,411	99	156,313	85	4,049,274	60	68,319,759	84
1898-99	464,620	01		2,078	66	3,663,799	10	165,907	30	4,246,403	53	68,832,925	70
1899-1900	468,993	89		1,986	69	3,758,014	61	182,808	42	5,244,300	84	71,903,500	54
1900-1901	458,382	71		1,718	49	3,931,446	01	272,808	72	6,377,961	26	74,466,367	84
1901-1902	463,404	51		1,750	53	4,023,636	82	498,513	41	6,508,477	07	76,759,391	97

SESSIONAL PAPER No. 2

TABLE IX.—Comparative Statement of the Debt of Canada payable in London, from July 1, 1867, to July 1, 1902, according to the rate of interest it bears.

Year.	At 2½ per cent Interest.		At 3 per cent Interest.		At 3½ per cent Interest.		At 4 per cent Interest.		At 5 per cent Interest.		At 6 per cent Interest.		Total.		Interest.		Average Interest.
	§	cts.	§	cts.	§	cts.	§	cts.	§	cts.	§	cts.	§	cts.	§	cts.	
1867																	5.55
1868																	5.30
1869																	5.35
1870																	5.35
1871																	5.35
1872																	5.36
1873																	5.25
1874																	4.45
1875																	4.84
1876																	4.74
1877																	4.37
1878																	4.43
1879																	4.39
1880																	4.37
1881																	4.37
1882																	4.22
1883																	3.99
1884																	3.99
1885																	3.99
1886																	3.99
1887																	3.94
1888																	3.85
1889																	3.85
1890																	3.80
1891																	3.76
1892																	3.72
1893																	3.67
1894																	3.67
1895																	3.67
1896																	3.67
1897																	3.67
1898																	3.67
1899																	3.67
1900																	3.67
1901																	3.67
1902																	3.67

SESSIONAL PAPER No. 2

TABLE X.—Comparative Statement of the Liabilities and Assets of Canada, from July 1, 1867, to July 1, 1902, &c.—Continued.

Year.	LIABILITIES.				ASSETS.				
	Total Debt.	Total Interest.	Average Rate of Interest.	Without Interest.	At Varying Rates.	At 2½ per cent Interest.	At 3 per cent Interest.	At 3½ per cent Interest.	At 4 per cent Interest.
	\$	cts.		\$	\$	\$	\$	\$	\$
1867.	98,046,051 73	4,851,710 70	5 21	1,463,690 84	3,174,660 16				
1868.	96,896,666 20	4,374,279 93	5 13	4,209,856 29	3,162,825 75				2,768,234 70
1869.	112,361,998 39	5,188,641 96	4 62	15,812,184 66	1,460,616 25	2,000,000 00			2,076,176 08
1870.	115,993,706 76	5,355,614 96	4 61	15,675,193 64	353,960 99				1,384,117 36
1871.	115,492,682 76	5,371,082 30	4 65	14,366,317 84	677,754 14				1,642,058 69
1872.	122,400,179 36	5,435,599 19	4 44	18,107,041 19	341,756 57				
1873.	129,743,432 19	5,549,374 57	4 33	20,513,788 37	301,756 57				
1874.	141,163,551 33	6,122,844 30	4 28	21,408,907 41	787,703 70				
1875.	151,663,401 62	6,340,036 89	4 18	22,107,852 14	1,615,987 86				2,280,213 29
1876.	161,204,687 86	6,753,171 89	4 18	21,167,884 23	3,287,169 70				4,802,955 47
1877.	174,675,834 97	7,132,408 11	4 08	22,256,314 13	484,863 05				5,993,492 64
1878.	174,957,268 96	7,100,033 17	4 05	22,316,036 10	601,491 21				3,659,686 66
1879.	179,483,871 21	7,281,018 07	4 00	23,334,300 66	999,852 32				4,082,972 82
1880.	194,634,440 68	7,625,065 90	3 91	24,778,812 88	1,122,015 40				6,025,450 75
1881.	199,861,537 51	7,748,785 21	3 87	26,627,752 69	177,378 98	390,000 00			6,105,150 49
1882.	205,365,251 97	7,848,764 76	3 82	26,829,032 85	173,458 80	15,000 00			11,263,294 49
1883.	202,159,104 30	7,699,158 49	3 76	21,524,762 67	173,262 70	15,000 00			10,383,133 14
1884.	242,482,416 21	9,637,227 00	3 98	9,723,888 91	461,516 89				19,617,019 37
1885.	264,703,607 43	10,162,275 80	3 84	10,203,605 48	344,185 96				19,493,197 79
1886.	273,164,341 11	10,489,130 64	3 84	14,748,758 45	2,163,215 04				20,549,916 68
1887.	273,187,626 43	10,526,859 14	3 85	10,283,517 25	4,900,000 00				22,234,816 47
1888.	284,513,841 89	10,801,882 13	3 81	10,921,419 63					21,141,398 83
1889.	287,722,062 76	10,842,889 48	3 79	9,945,182 80	434,717 42				22,808,374 06
1890.	286,112,295 10	10,560,352 24	3 69	8,576,100 98	5,364,375 59				21,808,474 06
1891.	289,899,229 62	10,675,555 38	3 68	9,615,076 45	3,356,644 12				22,514,851 09
1892.	295,333,274 74	10,683,742 63	3 62	10,202,283 25	4,743,422 29				23,067,691 47
1893.	300,054,524 74	10,817,967 50	3 60	11,700,649 44	6,624,845 79				23,102,731 08
1894.	308,348,023 96	11,001,880 41	3 57	13,858,251 39	8,711,227 59				23,186,563 50
1895.	318,048,754 87	11,291,490 91	3 55	14,734,803 47	10,662,540 19				22,933,006 57
1896.	325,717,536 73	11,560,016 73	3 54	13,729,172 84	13,584,653 04				23,629,305 93
1897.	332,530,131 33	11,675,583 45	3 51	15,118,098 48	14,844,344 56				24,633,665 77
1898.	338,160,962 54	11,564,375 22	3 41	16,039,770 88	15,361,384 20				25,522,878 94
1899.	345,160,962 54	11,707,667 96	3 39	17,725,920 85	16,068,811 90				25,910,766 47
1900.	354,206,975 92	11,675,576 76	3 37	20,140,583 77	3,444,381 04				26,160,337 45
1901.	364,732,432 69	11,783,822 69	3 32	22,602,735 50	4,484,448 45				23,098,356 16
1902.	366,358,476 59	11,879,500 12	3 24	27,546,390 07	5,102,254 55				24,423,049 35

TABLE X.—Comparative Statement of the Liabilities and Assets of Canada, from July 1, 1867, to July 1, 1902, &c.—Continued.

Year.	ASSETS.					Average Rate of Interest.	Total Debt.	Total Assets.
	At 4½ per cent Interest.	At 5 per cent Interest.	At 6 per cent Interest.	Total Assets.	Total Interest.			
1867	\$	\$	\$	\$	cts.	4	\$	cts.
1868	140,000 00	12,244,725 90	434,333 46	17,317,410 36	788,187 38	35	98,046,091 73	17,317,410 36
1869		13,334,215 96	432,633 46	21,139,531 46	806,968 26	77	96,896,666 20	21,139,531 46
1870		14,019,390 12	442,853 46	36,502,679 19	929,268 39	53	112,361,998 39	36,502,679 19
1871		14,358,230 70	437,313 46	37,788,964 31	1,001,452 06	65	115,993,706 70	37,788,964 31
1872		15,362,739 09	939,743 79	37,786,165 11	1,068,269 50	88	115,492,682 76	37,786,165 11
1873		15,011,582 22	1,525,890 47	40,216,107 32	1,068,269 50	57	122,490,179 36	40,216,107 32
1874		7,686,488 47	1,392,937 14	29,894,970 55	467,900 65	56	129,743,432 19	29,894,970 55
1875		9,735,918 01	1,392,004 92	32,838,586 91	570,316 19	74	141,163,551 33	32,838,586 91
1876		9,087,249 55	1,392,004 92	35,655,023 60	629,091 29	76	151,663,401 62	35,655,023 60
1877		7,674,341 29	1,394,002 93	36,653,173 78	673,955 49	88	161,204,687 86	36,653,173 78
1878		6,467,177 88	1,426,371 59	41,440,525 94	648,680 89	94	174,675,834 97	41,440,525 94
1879		6,674,614 98	1,359,998 26	34,495,199 05	566,718 20	95	174,957,268 96	34,495,199 05
1880		7,309,328 67	1,165,590 49	36,493,683 85	616,765 49	69	179,483,871 21	36,493,683 85
1881		8,176,112 25	1,202,617 17	42,182,852 07	756,980 93	79	194,634,440 68	42,182,852 07
1882		8,041,276 38	1,024,198 27	44,463,757 11	798,243 11	79	199,861,537 51	44,463,757 11
1883		8,686,123 44	881,604 94	51,703,601 19	1,078,325 32	68	202,159,104 30	51,703,601 19
1884		10,487,533 05	43,692,389 84	68,295,915 29	1,005,771 77	29	242,482,416 21	68,295,915 29
1885		25,750,419 36	680,628 14	664,266 96	2,272,240 77	76	264,703,607 43	68,295,915 29
1886		36,468,643 70	664,266 96	68,295,915 29	2,694,333 14	94	273,164,341 11	68,295,915 29
1887		10,111,302 50	543,684 82	50,005,234 02	1,501,927 85	30	273,164,341 11	50,005,234 02
1888		10,130,043 15	511,476 32	48,873,715 37	1,521,568 57	31	273,164,341 11	48,873,715 37
1889		9,412,791 32	248,331 41	49,982,483 73	1,507,820 83	32	284,513,841 89	49,982,483 73
1890		9,821,983 12	42,536 12	50,192,021 11	1,649,894 04	32	287,722,062 76	50,192,021 11
1891		11,226,550 48	44,558 93	48,579,083 33	1,655,407 64	29	289,899,229 62	48,579,083 33
1892		11,724,737 80	22,533 35	52,000,199 11	1,792,007 65	36	295,383,274 10	52,000,199 11
1893		11,765,319 27	22,533 35	58,373,485 13	1,882,968 88	30	300,054,524 74	58,373,485 13
1894		11,703,919 20	21,560 00	62,164,994 48	1,928,230 45	23	308,348,023 96	62,164,994 48
1895		11,709,565 07	21,560 00	64,973,827 78	1,993,186 11	30	318,048,754 87	64,973,827 78
1896		11,030,728 51	21,560 00	67,220,103 96	2,063,408 67	27	325,717,536 76	67,220,103 96
1897		11,024,731 86	21,560 00	70,991,534 87	2,174,872 90	33	332,530,131 53	70,991,534 87
1898		11,021,899 15	21,560 00	74,419,385 32	2,244,514 61	36	338,375,984 23	74,419,385 32
1899		11,090,471 63	21,560 00	78,886,363 90	2,323,525 17	30	346,160,902 54	78,886,363 90
1900		11,141,986 91	21,560 00	80,713,173 03	2,265,911 57	29	354,732,432 52	80,713,173 03
1901		11,172,552 16	21,560 00	86,252,428 83	2,381,946 96	25	366,368,476 59	86,252,428 83
1902		11,112,042 99	21,560 00	94,529,386 97	2,489,723 72	23	366,368,476 59	94,529,386 97

SESSIONAL PAPER No. 2

TABLE X.—Comparative Statement of the Liabilities and Assets of Canada, from July 1, 1867, to July 1, 1902, &c.—Continued.

Year.	Net Debt.		Interest (calculated on balances at the close of the year).				Average.	Interest paid.	Less Actual Interest on Investment.	Actual Net Interest.				
	Net Interest.		On Assets.		On Liabilities.									
	\$	cts.	\$	cts.	\$	cts.								
1867.	75,728,641	37	4,851,710	70	753,187	48	4,008,523	22	4,501,568	33	126,419	84	4,375,148	49
1868.	75,757,134	74	4,974,279	93	806,968	26	4,167,311	67	4,907,013	71	313,021	20	4,593,992	51
1869.	75,859,319	20	5,188,641	90	929,373	73	4,259,373	61	5,047,054	74	383,955	91	4,663,098	33
1870.	78,209,742	45	5,355,614	96	1,001,452	06	4,354,162	90	5,165,304	24	564,383	72	4,610,920	52
1871.	77,706,517	65	5,371,082	30	1,068,269	50	4,302,812	60	5,257,230	64	488,041	54	4,769,189	10
1872.	82,187,072	04	5,435,599	19	1,033,282	50	4,402,316	69	5,209,205	97	396,403	94	4,812,802	03
1873.	99,848,461	64	5,549,374	57	467,900	85	5,081,473	11	5,724,433	67	610,863	00	5,113,573	31
1874.	108,324,964	42	5,122,844	39	570,316	99	5,552,528	11	6,590,790	19	840,866	65	5,749,903	54
1875.	116,008,378	02	6,340,056	39	629,091	29	6,291,965	10	6,400,902	07	798,905	95	5,601,996	12
1876.	124,551,514	08	6,753,171	89	673,955	49	6,073,216	40	6,797,227	25	717,684	31	6,079,542	94
1877.	133,235,309	03	7,132,408	11	648,680	89	6,483,727	22	7,048,883	55	605,774	22	6,443,109	33
1878.	140,362,069	91	7,100,033	17	566,718	20	6,533,314	97	7,194,774	22	592,500	04	6,602,234	08
1879.	142,990,187	36	7,281,018	07	616,765	49	6,664,252	58	7,773,868	75	834,792	67	6,939,076	08
1880.	152,451,588	61	7,625,065	90	756,980	93	6,868,084	97	7,594,144	88	751,513	49	6,842,631	39
1881.	155,395,780	40	7,748,785	21	798,243	11	6,950,542	10	7,740,804	47	914,009	27	6,829,735	20
1882.	153,601,650	78	7,848,764	76	1,078,325	32	6,770,439	44	7,668,552	89	1,001,192	96	6,667,359	93
1883.	158,466,714	46	7,609,158	49	1,005,771	77	6,603,386	72	7,700,180	61	986,598	37	6,713,482	24
1884.	182,161,850	26	9,657,227	00	2,272,240	77	7,384,986	23	9,419,482	19	1,997,035	51	7,422,446	68
1885.	196,407,692	14	10,162,275	80	2,694,333	14	7,467,942	66	10,137,008	66	2,299,078	91	7,837,929	75
1886.	223,159,107	09	10,489,130	64	1,501,927	85	8,987,202	79	9,682,928	87	990,886	69	8,692,042	18
1887.	227,313,911	06	10,526,859	14	1,521,568	57	9,005,230	57	9,823,313	00	932,025	35	8,891,287	65
1888.	234,531,358	16	10,849,424	13	1,507,820	83	9,341,603	30	10,148,931	97	1,305,392	25	8,843,539	72
1889.	237,530,041	65	10,842,889	48	1,649,894	04	9,192,995	44	9,656,841	16	1,082,271	36	8,574,369	80
1890.	237,533,211	77	10,560,352	24	1,655,407	63	8,904,944	61	9,584,136	74	1,077,228	14	8,506,908	60
1891.	237,809,030	51	10,675,555	38	1,753,333	02	8,922,222	36	9,763,978	34	1,086,419	93	8,677,558	41
1892.	241,151,434	44	10,837,742	63	1,792,007	65	8,891,734	98	9,806,888	45	1,150,166	51	8,656,722	30
1893.	241,681,039	61	10,817,967	50	1,882,998	88	8,934,998	63	10,212,596	33	1,217,808	97	8,994,787	16
1894.	246,183,029	48	11,001,880	41	1,928,186	11	9,073,694	30	10,466,294	44	1,336,046	94	9,130,249	50
1895.	237,074,927	09	11,291,490	91	1,993,230	45	9,294,260	46	10,592,429	90	1,370,000	56	9,182,429	34
1896.	258,497,432	77	11,569,016	73	2,093,408	67	9,466,607	06	10,645,663	27	1,443,003	84	9,202,565	43
1897.	261,588,596	46	11,675,583	46	2,174,872	90	9,500,710	56	10,516,757	30	1,513,454	58	9,003,303	32
1898.	263,956,398	91	11,504,375	22	2,244,514	61	9,319,860	61	10,855,111	84	1,590,447	91	9,264,061	93
1899.	266,274,538	64	11,707,667	96	2,353,525	17	9,384,142	79	10,699,644	29	1,683,050	51	9,016,594	69
1900.	265,493,806	69	11,675,576	57	2,265,911	15	9,409,695	42	10,807,954	65	1,784,833	79	9,023,120	86
1901.	268,480,003	69	11,783,822	69	2,381,946	96	9,401,875	73	10,975,935	15	1,892,224	09	9,082,711	06
1902.	271,829,089	62	11,879,500	12	2,489,723	72	9,389,776	40	10,975,935	15	1,892,224	09	9,082,711	06

2-3 EDWARD VII., A. 1903

STATEMENT showing the portion of the DEBT OF CANADA PAYABLE IN

	At 2½ per cent Interest.	At 3 per cent Interest.	At 3½ per cent Interest.
	£ s. d.	£ s. d.	£ s. d.
Act 31 Vic., cap. 13, and Imperial Act 30 Vic., cap. 16, Imperial Guaranteed Loan.....			
Act 31 Vic., cap. 13.....			
Act 32 and 33 Vic., cap. 1, 31 Vic., cap. 13, and Imperial Act 30 Vic., cap. 16.....			
Act 37 Vic., cap. 2.....			
Act 38 Vic., cap. 3.....			
Act 39 Vic., cap. 1.....			
Imperial Act 37 Vic., cap. 45.....			
Act 35 Vic., cap. 6, Act 38 Vic., cap. 1, Act 42 Vic., cap. 1, and 41 Vic., cap. 4.....			
Act 47 Vic., cap. 3.....			5,000,000 0 0
Act 22 Vic., caps. 84 and 18, and 46 Vic., cap. 3.....			
Act 47 Vic., caps. 2 and 3.....			
Act 51 Vic., cap. 2.....		4,397,720 15 0	
Act 54-55 Vic., cap. 3.....		6,000,000 0 0	
Act 60-61 Vic., cap. 2, and 60-61 Vic., cap. 3.....	2,000,000 0 0		
Total bearing interest.....	2,000,000 0 0	10,397,720 15 0	5,000,000 0 0
Total interest.....	50,000 0 0	311,931 12 6	175,000 0 0

SESSIONAL PAPER No. 2

LONDON, June 30, 1902, and Annual Interest payable thereon.

At 4 per cent Interest.		At 5 per cent Interest.		Total, sterling.		Total, Currency.		Maturing.
£	s. d.	£	s. d.	£	s. d.	\$	cts.	
1,500,000	0 0		1,500,000	0 0	7,300,000	00	1903, October 1.
.....		500,000	0 0	500,000	0 0	2,433,333	34	"
1,500,000	0 0		1,500,000	0 0	7,300,000	00	1908, April 1.
300,000	0 0		300,000	0 0	1,460,000	00	1904, "
4,000,000	0 0		4,000,000	0 0	19,466,666	67	1904, May 1.
1,000,000	0 0		1,000,000	0 0	4,866,666	66	1905, November 1.
1,500,000	0 0		1,500,000	0 0	7,300,000	00	1910, October 1.
2,500,000	0 0		2,500,000	0 0	12,166,666	66	1906, November 1.
1,700,000	0 0		1,700,000	0 0	8,273,333	34	1913, October 1.
4,500,000	0 0		4,500,000	0 0	21,900,000	00	1908, November 1.
.....			5,000,000	0 0	24,333,333	33	1909 (after 6 months' notice) or 1934, June 1.
6,443,136	2 9		6,443,136	2 9	31,356,595	88	1910, January 1.
4,000,000	0 0		4,000,000	0 0	19,466,666	66	1910 (after 6 months' notice) or 1935, January 1.
.....			4,397,720	15 0	21,402,241	01	1938, July 1.
.....			6,000,000	0 0	29,200,000	00	"
.....			2,000,000	0 0	9,733,333	33	1947, October 1.
28,943,136	2 9	500,000	0 0	46,840,856	17 9	227,958,836	88	
1,157,725	8 9	25,000	0 0	1,719,657	1 3	8,368,997	73	

STATEMENT showing the portion of the FUNDED DEBT OF CANADA payable therein, June 30, 1902, and the Interest thereon.

	DOMINION OF CANADA.				Total.	Maturing.
	Bearing 3½ per cent Interest.	Bearing 4 per cent Interest.	Bearing 5 per cent Interest.	Bearing 6 per cent Interest.		
	\$	cts.	\$	cts.	\$	cts.
Loan Funds, L. C.					400 00	Overdue.
Act 28 Vic., chap. 11, New Brunswick					600 00	"
Act 31 Vic., chap. 4					8,000 00	
Act 46 Vic., chap. 2					2,852,000 00	1st Nov., 1903.
"	500,000 00				500,000 00	1st Dec., 1906.
Act 53 Vic., chap. 1	3,752,064 68				3,252,064 68	Various dates.
Act 47 Vic., chap. 8, and 57-58 Vic., chap. 5.			2,394,000 00		2,394,000 00	
	3,752,064 68		2,394,000 00		9,607,064 68	
LESS—Overdue bonds					1,000 00	
Total bearing interest	3,752,064 68		2,852,000 00		9,006,064 68	
Total interest	131,322 26		114,080 00		365,582 26	

SESSIONAL PAPER No. 2

STATEMENT showing the LOANS AUTHORIZED, AMOUNTS ISSUED AND REDEEMED, from July 1, 1901, to June 30, 1902, and the BALANCE NEGOTIABLE under the several Acts of Parliament.

DR.

		1902.		Cr.	
		\$	cts.	\$	cts.
1901.					
July 1..	To Balance.....	7,778,941	66		2,389,031 64
	2 Ed. VII, cap. 18.....	15,000,000	00		20,438,989 58
1902.					
June 30..	Amount of debt redeemed during the year ended June 30, 1902.....	49,079	56		
		22,828,021	22		22,828,021 22
July 1..	To Balance.....	20,438,989	58		

STATEMENT of the Sinking Funds of Canada, showing the amount invested to June 30, 1902.

		Particulars.	
		\$	cts.
	Amount brought from last year as per Public Accounts of 1900-01.....	48,304,619	27
	Amount of Debentures and Stocks bought during the year 1901-02 on account of—		
	Canada Reduced 4 per cent Loan.....	792,355	41
	Intercolonial Railway 4 per cent Loan.....	460,636	62
	Rupert's Land Guaranteed Loan.....	48,164	95
	Guaranteed Loan of 1875-78.....	365,295	54
	Loan of 1874.....	263,870	53
	" 1875.....	60,386	77
	" 1876.....	141,693	20
	" 1878-79.....	231,774	63
	" 1884.....	205,202	94
		50,873,999	86

2-3 EDWARD VII., A. 1903

EXPENDITURE on Railways, Canals, other Public Works, Dominion Lands, and Provinces, and N. W.

Year.	Canals.	Canadian Pacific Railway.	Debts allowed to Provinces.	Dominion Lands.	Intercolonial and connected Railways.	Other Public Works.
	\$ cts.	\$ cts.	\$ cts.	\$ cts.	\$ cts.	\$ cts.
1868.	51,498 18				455,249 77	
1869.	130,141 80				282,615 18	
1870.					1,693,228 83	
1871.		30,148 32			2,866,376 44	
1872.	255,645 75	489,428 16	1,666,200 00		5,131,141 51	
1873.	256,547 27	561,818 44	13,859,079 84		5,019,239 70	
1874.	1,189,591 91	310,224 88	4,927,060 74		3,614,898 81	
1875.	1,714,830 37	1,546,241 67			3,426,099 55	
1876.	2,388,733 46	3,346,567 06			1,108,321 59	
1877.	4,131,374 30	1,691,149 97			1,318,352 19	
1878.	3,843,338 62	2,228,373 13			408,816 74	
1879.	3,064,098 61	2,240,285 47			226,639 19	
1880.	2,123,368 34	4,044,522 72			2,048,014 60	
1881.	2,077,028 49	4,968,503 93		334,681 41	608,732 80	175,138 01
1882.	1,647,758 54	4,589,075 79		511,882 32	585,568 79	33,635 43
1883.	1,763,001 97	10,033,800 04		556,869 77	1,616,632 96	49,449 05
1884.	1,577,295 42	11,192,722 02	7,172,297 92	723,658 01	2,689,689 49	445,691 98
1885.	1,504,621 47	9,900,281 53	5,420 39	303,592 66	1,247,006 45	142,088 78
1886.	1,333,324 80	3,672,584 81	3,113,333 80	130,653 66	765,967 03	451,855 51
1887.	1,783,698 16	915,057 49		162,391 67	926,029 69	254,983 47
1888.	1,033,118 34	52,098 65		135,047 82	1,713,487 46	842,058 56
1889.	972,918 43	86,716 07		130,684 85	2,623,137 30	443,256 97
1890.	1,026,364 24	40,980 54		133,832 20	2,351,787 45	*3,124,260 23
1891.	1,280,725 15	37,367 00		94,847 06	1,184,317 34	454,129 30
1892.	1,463,279 19	66,211 39		86,735 33	316,783 96	220,879 27
1893.	2,069,573 30	413,836 49		115,038 39	299,080 95	181,877 63
1894.	3,027,164 19	146,539 87		149,146 58	439,209 14	102,058 94
1895.	2,452,273 65	49,209 77		99,842 25	327,605 06	102,392 80
1896.	2,258,778 97	65,669 49		82,184 15	260,395 54	114,825 58
1897.	2,348,636 91	14,054 50		91,411 86	190,569 81	129,237 76
1898.	3,207,249 79	692 17		127,504 71	252,756 80	198,935 69
1899.	3,899,877 31	8,418 53	267,026 43	151,212 68	1,081,929 74	325,236 40
1900.	2,639,564 93	236 11		199,470 09	3,255,348 29	1,022,641 96
1901.	2,360,569 89	8,978 87		269,060 90	3,633,836 57	966,501 84
1902.	2,114,689 88	448 70		370,837 97	4,626,841 05	2,096,334 77
	62,990,679 63	62,752,243 58	31,010,419 12	4,960,586 34	58,595,707 77	11,877,469 93

* Including \$2,725,504.10 for the improvement of the St. Lawrence, spent during the previous years by the Montreal Harbour Commission.

SESSIONAL PAPER No. 2

Militia, chargeable to Capital, the Canadian Pacific Railway, Debts allowed to the Territories Expenditure.

Public Buildings, Ottawa.	Prince Edward Island Railway.	North-west Territories.	Militia.	Total.	Increase and Decrease of Debt.	Expenditure on service named compared with increase of Debt.
\$ cts.	\$ cts.	\$ cts.	\$ cts.	\$ cts.	\$ cts.	\$ cts.
41,689 63				548,437 58 +	28,493 37	519,944 21
8,548 29				440,418 40 +	102,184 46	338,233 94
		19,113 13		3,515,116 18 +	2,350,423 25	1,164,692 93
		773,871 75		3,670,396 51 -	503,224 80	4,173,621 31
68,745 52		241,888 85		7,853,049 79 +	4,480,554 39	3,372,495 40
99,517 00		63,238 92		19,859,441 17 +	17,661,389 60	2,198,051 57
135,963 72				10,177,740 06 +	8,476,502 78	1,701,237 28
189,484 11	46,086 63			6,922,742 33 +	7,683,413 60 -	760,671 27
267,839 73	42,546 10			7,154,007 94 +	8,543,136 06 -	1,389,128 12
258,833 09	200,000 00			7,599,709 55 +	8,683,794 95 -	1,084,085 40
170,120 01	6,551 86			6,657,200 36 +	7,126,760 88 -	469,560 52
77,179 34	40,129 05			5,648,331 66 +	2,628,117 45	3,020,214 21
8,730 50	16,539 82			8,241,173 98 +	9,461,401 25 -	1,220,227 27
12,231 86				8,176,316 50 +	2,944,191 79	5,232,124 71
37,314 16	402 03			7,405,637 06 -	1,734,129 62	9,139,766 68
70,419 95	57,186 02			14,147,359 76 +	4,805,063 68	9,342,296 08
45,684 22	130,663 38			23,977,702 44 +	23,695,135 80	282,566 64
40,217 51	76,956 56			13,220,185 35 +	14,245,841 88 -	1,025,656 53
117,346 25	4,668 33			9,589,734 19 +	26,751,414 95 -	17,161,680 76
98,060 45	5,800 00	293,917 79		4,439,938 72 +	4,155,668 35	284,270 37
121,719 46		539,929 87		4,437,460 16 +	7,216,582 72 -	2,779,122 56
132,151 27		31,448 77		4,420,313 66 +	2,998,683 49	1,421,630 17
96,665 32		4,773 10		*6,778,663 08 +	3,170 12	6,775,492 96
61,572 77		2,901 42		3,115,860 04 +	275,818 74	2,840,041 30
3,510 37	8,300 49	1,243 22		2,164,456 78 +	3,322,403 93 -	1,157,947 15
		8,910 84		3,088,317 60 +	549,605 17	2,538,712 43
		1,149 05		3,862,969 67 +	4,501,989 87 -	639,020 20
		833 13		3,030,490 40 +	6,891,897 61 -	3,861,407 21
		542 52	1,000,000 00	3,781,311 21 +	5,422,505 68 -	1,641,194 47
		3,284 64	745,964 75	3,523,160 23 +	3,041,163 69	481,996 54
165,082 03	17,541 88	1,272 03	173,740 32	4,142,231 36 +	2,417,802 45	1,724,428 91
59,857 92	22,000 00	1,853 41	387,810 16	6,201,515 76 +	2,317,047 69	3,884,468 07
67,185 33	53,546 02	1,472 69	230,850 51	7,467,370 55 -	779,639 71	8,247,010 26
40,481 53	280,173 93	1,631 63	135,884 79	7,693,856 71 +	2,986,196 80	4,707,659 91
93,790 32	475,997 94	1,543 31	299,697 43	10,077,094 75 +	3,349,085 93	6,728,008 82
2,589,941 68	1,485,090 04	3,793,625 44	2,973,947 96	243,029,711 49	196,100,448 25	46,929,263 24

2-3 EDWARD VII., A. 1903

STATEMENT accounting for the Increase of Debt from July 1, 1867, to June 30, 1902.

ITEMS WHICH INCREASE THE DEBT.

Year.	Railways, Canals, Pacific Railway and other Public Works.	Dominion Lands.	Consolidated Fund Transfers.	Railway Subsidies, including Quebec Railway Subsidy	Expenses of and Discount on Loans.		Deficits.	Territorial.		Allowance to Provinces.	Militia.
					\$.	cts.		\$	cts.		
1868.	548,437 58		37,157 98					19,113 13			
1869.	421,305 27		423,663 24					1,821,887 35			
1870.	1,693,228 83		155,988 18					773,871 75			
1871.	2,896,524 76		223,456 13					241,888 85	1,666,200 00		
1872.	5,944,960 94		5,718 48					63,288 92	13,859,079 84		
1873.	5,487,122 41		4,018 90						4,927,060 74		
1874.	3,250,679 32		40,300 37								
1875.	6,922,742 33		110 75								
1876.	7,154,007 94		28,750 08								
1877.	7,599,709 55		372,650 65								
1878.	6,687,200 36										
1879.	5,648,331 66										
1880.	8,241,173 98										
1881.	7,841,635 09	334,681 41	117,771 74								
1882.	5,111,882 32	511,882 32	201,884 75								
1883.	6,893,754 74	556,869 77	21,368 75								
1884.	16,081,746 51	723,658 01	12,481 23								
1885.	12,911,172 30	303,592 66		208,000 00							
1886.	6,345,746 73	130,653 66		403,245 00							
1887.	3,983,629 26	162,391 67		2,701,249 00							
1888.	6,487,986 57	135,047 82		1,406,533 00							
1889.	4,258,180 04	130,684 85		1,027,041 92							
1890.	3,914,553 68	133,832 20		1,678,195 72							
1891.	3,018,111 56	93,847 06		1,265,705 87							
1892.	2,078,964 67	86,735 33		1,248,215 93							
1893.	2,964,368 37	115,038 39		811,394 07							
1894.	3,714,972 14	149,146 58		1,229,885 10							
1895.	2,931,481 28	99,842 25		1,310,549 10							
1896.	2,699,689 58	82,184 15		†3,228,745 49							
1897.	2,682,498 98	91,411 86		416,955 30							
1898.	3,842,258 36	127,504 71		1,414,934 78							
1899.	5,397,320 10	151,212 68		3,201,220 65							
1900.	7,038,522 64	199,470 09		725,720 35							
1901.	7,290,542 65	269,060 90		2,512,328 86							
1902.	9,408,102 66	370,837 97		2,093,939 00							
	200,291,132 83	4,960,586 34	17,645,896 56	27,730,580 37	13,183,792 72	23,069,589 08	3,793,625 44	31,010,419 12	2,973,947 96		

* Land returned by the Canadian Pacific Railway for \$10,189,521.33. † Quebec Railway Subsidy, on which interest is paid \$2,394,000.

SESSIONAL PAPER No. 2

STATEMENT accounting for the Increase of Debt from July 1, 1867, to June 30, 1902—Concluded.

Year.	ITEMS WHICH DECREASE THE DEBT.										Gross Decrease of Debt. \$ cts.	Net Increase of Debt. \$ cts.
	Gross Increase of Debt. \$ cts.	Sinking Funds. \$ cts.	Surplus. \$ cts.	Consolidated Fund Transfers. \$ cts.	Receipts from Premiums on Loans. \$ cts.	Dominion Lands. \$ cts.	Refunds from Sales of Public Works (Capital). \$ cts.	Gross Decrease of Debt. \$ cts.	Net Increase of Debt. \$ cts.			
1868.	585,595 56	355,266 66	201,835 53	557,102 19	28,493 37	
1869.	870,081 04	426,806 66	341,060 52	767,897 18	102,184 46	
1870.	3,671,104 36	126,533 33	1,166,716 07	27,431 71	1,320,681 11	2,350,423 25	
1871.	3,670,396 51	421,668 24	3,712,479 09	39,475 98	4,173,621 31	-503,224 80	
1872.	8,070,905 92	470,608 67	3,125,344 86	3,595,951 53	4,480,554 39	
1873.	19,865,159 65	407,826 62	1,638,821 53	156,121 90	2,203,770 05	17,661,389 60	
1874.	10,181,758 96	513,920 00	888,775 79	6,962 36	1,705,256 18	8,476,502 78	
1875.	9,175,839 50	555,775 32	935,644 00	1,492,425 90	7,683,413 60	
1876.	9,370,557 40	822,953 82	4,468 22	827,421 54	8,543,136 06	
1877.	10,448,721 59	896,440 00	1987,486 44	1,764,926 44	8,683,794 95	
1878.	8,170,759 72	1,012,753 35	28,233 26	1,043,398 84	7,126,360 88	
1879.	8,262,556 38	1,131,296 17	44,503,142 76	5,634,438 93	2,628,117 45	
1880.	10,734,349 42	1,215,807 96	57,140 21	1,272,948 17	9,461,401 25	
1881.	8,294,088 24	1,217,153 33	4,132,743 12	5,349,896 45	2,944,191 79	
1882.	7,607,521 81	1,226,205 80	6,316,351 94	54,637 21	9,341,651 43	-1,734,129 62	
1883.	14,168,728 51	1,290,153 33	7,064,492 35	9,363,664 83	4,805,063 68	
1884.	26,753,155 28	1,350,500 00	3,038,019 48	23,695,135 80	
1885.	16,306,076 31	1,563,194 84	751,255 48	22,938 06	2,120,254 43	14,245,841 88	
1886.	28,660,528 13	1,606,270 77	1,990,803 37	26,751,414 95	
1887.	5,846,471 72	1,592,952 62	97,313 09	587 66	1,939,077 79	4,155,688 35	
1888.	9,155,660 51	1,333,077 79	3,601,679 81	7,216,582 72	
1889.	6,600,363 30	1,736,644 34	1,865,035 47	5,773,131 14	2,998,683 49	
1890.	5,776,301 26	1,887,287 20	3,885,893 94	3,170 12	2,605,181 74	
1891.	4,449,640 23	1,938,078 57	2,235,742 92	4,173,821 49	275,818 74	
1892.	5,506,242 14	2,027,860 79	155,977 42	2,183,838 21	3,322,403 93	
1893.	4,039,675 01	2,095,513 89	1,354,555 95	3,490,069 84	549,605 17	
1894.	6,333,540 82	2,131,360 81	190 14	2,131,550 95	4,301,989 87	
1895.	8,894,208 97	2,002,311 36	2,002,311 36	6,891,897 61	
1896.	7,477,793 20	2,055,287 52	2,055,287 52	5,422,505 68	
1897.	5,142,977 49	2,101,813 80	2,101,813 80	3,041,163 69	
1898.	6,500,483 33	2,350,968 55	1,722,712 33	4,082,680 88	2,417,802 45	
1899.	9,637,281 34	2,482,484 65	1,837,749 00	7,320,233 65	2,317,047 69	
1900.	9,740,714 54	2,465,639 84	8,054,714 51	10,520,354 35	-779,639 71	
1901.	11,114,866 99	2,480,336 90	5,648,333 29	9,860,778 65	2,986,196 80	
1902.	13,209,864 58	2,569,380 59	7,291,398 06	128,559,122 17	3,349,085 93	
	324,639,570 42	50,477,077 59	67,427,976 26	5,768,765 91	555,971 92	4,275,526 11	53,804 38	128,559,122 17	196,100,448 25	

† Northern Railway composition. ‡ Fishery award, \$4,490,882.64.

2-3 EDWARD VII., A. 1903

STATEMENT of the Business of the Post Office Savings Bank, Canada,

PERIOD.	Number of Post Office Savings Banks at the close of period.	Number of deposits received during period.	Total amount of deposits received during period.	Average amount of cash deposit received during period.	Amount of depositors' accounts transferred from Dominion Government Savings Bank during period.	Number of withdrawals during period
			\$	\$	\$	
Year ended June 30, 1868.....	81	3,247	212,507	65 44		166
Year ended June 30, 1869.....	213	16,653	927,885	55 71		4,787
Year ended June 30, 1870.....	226	24,994	1,347,901	53 93		9,478
Year ended June 30, 1871.....	230	33,256	1,917,576	57 66		15,148
Year ended June 30, 1872.....	235	39,489	2,261,631	57 27		20,154
Year ended June 30, 1873.....	239	44,413	2,306,918	51 94		23,800
Year ended June 30, 1874.....	266	45,329	2,340,284	51 63		25,814
Year ended June 30, 1875.....	268	42,508	1,942,346	45 69		25,954
Year ended June 30, 1876.....	279	38,647	1,726,204	44 66		24,152
Year ended June 30, 1877.....	287	36,126	1,521,000	42 10		22,484
Year ended June 30, 1878.....	295	40,097	1,724,371	43 00		21,944
Year ended June 30, 1879.....	297	43,349	1,973,243	45 52		23,226
Year ended June 30, 1880.....	297	56,031	2,720,216	48 55		26,716
Year ended June 30, 1881.....	304	71,747	4,175,042	58 19		28,510
Year ended June 30, 1882.....	308	97,380	6,435,989	66 09		35,859
Year ended June 30, 1883.....	330	109,489	6,826,266	62 35		45,253
Year ended June 30, 1884.....	343	109,388	6,441,439	58 88		56,026
Year ended June 30, 1885.....	355	116,576	7,098,459	60 89		59,714
Year ended June 30, 1886.....	392	126,322	7,645,227	60 52		62,205
Year ended June 30, 1887.....	415	143,076	8,272,041	57 81		65,853
Year ended June 30, 1888.....	433	155,978	7,722,330	49 51	217,385.10	78,229
Year ended June 30, 1889.....	463	166,235	7,926,634	47 67	1,085,979.72	84,572
Year ended June 30, 1890.....	494	154,678	6,599,896	42 67	167,501.53	90,151
Year ended June 30, 1891.....	634	147,672	6,500,372	44 02	389,169.28	84,963
Year ended June 30, 1892.....	642	145,423	7,056,002	48 52		77,381
Year ended June 30, 1893.....	673	148,868	7,708,888	51 78		73,361
Year ended June 30, 1894.....	699	145,960	7,524,286	51 55	218,173.60	84,941
Year ended June 30, 1895.....	731	143,685	7,488,028	52 11	493,889.23	85,588
Year ended June 30, 1896.....	755	155,398	8,138,947	52 37	449,981.61	87,221
Year ended June 30, 1897.....	779	161,151	8,223,000	51 02	1,856,474.31	91,398
Year ended June 30, 1898.....	814	179,814	9,183,693	51 07	786,868.48	94,532
Year ended June 30, 1899.....	848	174,658	8,310,630	47 58		95,090
Year ended June 30, 1900.....	847	201,262	10,448,485	51 91	141,171.82	92,713
Year ended June 30, 1901.....	895	212,217	11,091,099	52 26		102,083
Year ended June 30, 1902.....	915	219,678	11,382,035	51 81	415,507.96	105,946

SESSIONAL PAPER No. 2

year by year, from April 1, 1868, to June 30, 1902.

Total amount withdrawn during period.	Average amount of each withdrawal during period.	Number of accounts opened during period.	Number of depositors' accounts transferred from Dominion Government Savings Bank during period.	Number of accounts closed during period.	Number of accounts remaining open at close of period.	Interest allowed to depositors.	Total amount standing to the credit of all Open Accounts, inclusive of interest allowed at close of period.	Average amount standing to credit of each Open Account at close of period.
£	£					£	£	£
8,857.48	53.35	2,146		44	2,102	939.37	204,588.89	97.33
296,754.35	61.99	6,429		1,319	7,212	21,094.72	856,814.26	118.80
664,555.51	70.11	7,823		2,857	12,178	48,689.08	1,588,848.83	130.41
1,093,438.86	72.10	9,424		4,449	17,153	84,273.68	2,497,259.65	145.59
1,778,565.19	81.33	10,846		6,940	21,059	116,174.54	3,096,500.01	147.04
2,323,299.32	86.91	11,995		9,528	23,526	126,932.88	3,207,051.57	136.32
2,468,643.42	86.04	12,048		10,606	24,968	126,273.31	3,204,965.46	128.36
2,341,979.04	82.88	10,516		11,190	24,294	120,758.06	2,926,090.48	120.44
2,021,457.97	77.11	10,218		10,097	24,415	110,116.08	2,740,952.59	112.27
1,726,082.98	70.49	8,971		9,312	24,074	104,067.86	2,639,937.47	109.60
1,713,658.73	70.55	10,058		8,597	25,535	103,834.29	2,754,484.03	107.87
1,733,448.78	66.07	10,755		8,845	27,445	110,912.56	3,105,190.80	113.14
2,015,813.16	69.39	14,407		10,487	31,365	136,075.47	3,945,669.11	125.80
2,097,389.15	73.56	18,731		10,491	39,605	184,904.81	6,208,226.77	156.75
3,461,619.31	96.53	25,778		13,920	51,463	291,065.07	9,473,661.53	184.08
4,730,995.39	104.54	27,127		17,531	61,059	407,305.17	11,976,237.31	196.13
5,649,611.13	100.84	26,562		20,939	66,682	477,487.46	13,245,552.64	198.63
5,793,031.84	97.01	27,591		20,951	73,322	539,560.51	15,090,540.31	205.81
6,183,470.60	99.40	29,103		21,555	80,870	607,075.38	17,159,372.09	212.18
6,626,067.51	100.62	31,874		22,585	90,159	692,404.57	19,497,750.15	216.26
7,514,071.78	96.05	37,515	723	26,704	101,693	765,639.15	20,689,032.62	203.44
7,532,145.56	89.06	38,049	2,962	29,581	113,123	841,921.79	23,011,422.57	203.41
8,575,041.98	95.12	32,127	570	33,499	112,321	786,875.37	21,990,653.49	195.78
7,875,977.57	92.67	29,791	1,124	32,006	111,230	734,430.89	21,738,648.09	195.44
7,230,839.14	93.44	28,943		29,368	110,805	734,590.70	22,298,401.65	201.24
6,631,578.97	90.39	29,502		26,032	114,275	777,482.98	24,153,193.66	211.36
7,473,585.46	87.98	29,116	662	27,033	117,020	835,800.34	25,257,868.14	215.84
7,310,291.97	85.41	27,998	1,647	26,037	120,628	876,049.07	26,805,542.47	222.22
7,406,066.13	84.91	30,100	1,959	26,245	126,442	944,524.73	28,932,929.68	228.82
7,656,086.64	83.76	30,236	5,722	26,663	135,737	1,024,511.74	32,380,829.09	238.55
8,853,178.42	93.65	33,722	2,279	29,449	142,289	982,725.62	34,480,937.77	242.47
9,021,862.56	94.88	30,172		30,320	142,141	1,001,899.96	34,771,605.17	244.62
8,905,505.46	96.03	37,596	587	29,337	150,987	1,049,699.27	37,507,455.80	248.41
9,774,694.62	95.75	38,685		32,304	157,368	1,126,952.44	39,950,812.62	253.87
10,617,070.50	100.21	38,886	712	34,205	162,761	1,188,924.83	42,320,209.91	260.01

2-3 EDWARD VII., A. 1903

STATEMENT of the Annual Transactions of the Dominion Government Savings Banks from July 1, 1901, to June 30, 1902.

BANKS.	Balance, July 1, 1901.	Deposits, 1901-2.	Interest added 1901-2.	Total.	Withdrawn.	Balance, July 1, 1902.
<i>Nova Scotia.</i>	\$ cts.	\$ cts.	\$ cts.	\$ cts.	\$ cts.	\$ cts.
Acadia Mines . . .	17,648 40	5,113 00	574 82	23,336 22	2,506 36	20,829 86
Amherst	318,712 07	82,510 00	9,499 92	410,721 99	67,449 78	343,272 21
Arichat	201,106 83	20,856 00	5,869 50	227,832 33	27,191 32	200,641 01
Barrington	173,893 81	23,281 00	5,109 80	202,284 61	24,622 35	177,662 26
Guysboro	116,569 63	15,876 00	3,365 78	135,811 41	22,082 65	113,728 76
Halifax	2,475,751 63	412,670 00	72,419 54	2,960,841 17	449,845 02	2,510,996 15
Kentville	273,235 78	52,635 00	7,834 18	333,704 96	69,193 01	264,511 95
Lunenburg	337,105 30	54,183 00	9,847 54	401,135 84	51,720 49	349,415 35
Maitland	65,439 30	10,888 00	1,945 21	78,272 51	13,274 92	64,997 59
Pictou	259,551 14	29,934 00	7,467 56	296,952 70	40,992 21	255,960 49
Port Hood	139,342 47	24,500 00	4,012 30	167,854 77	30,178 07	137,676 70
Shelburne	137,625 24	24,800 00	4,040 49	166,465 73	21,476 57	144,989 16
Sherbrooke	77,210 65	16,164 00	2,272 08	95,646 73	18,166 56	77,480 17
Wallace	70,090 39	24,318 00	2,196 54	96,605 93	16,614 59	79,990 34
Weymouth	135,565 72	25,419 00	3,970 63	164,955 35	25,924 57	139,030 78
	4,798,848 36	823,147 00	140,425 89	5,762,421 25	881,238 47	4,881,182 78
<i>New Brunswick.</i>						
Chatham	295,196 51	30,761 00	8,559 50	334,517 01	44,288 45	290,228 56
Dalhousie	439,066 76	50,613 00	12,094 60	501,774 36	501,774 36	*
Fredericton	802,143 17	200,620 15	24,523 17	1,027,286 49	125,083 05	902,203 44
Newcastle	278,156 10	28,837 41	8,287 47	315,280 98	28,776 91	286,504 07
St. John	4,778,754 95	730,879 09	141,332 21	5,650,966 25	709,984 96	4,940,981 29
	6,593,317 49	1,041,710 65	194,796 95	7,829,825 09	1,409,907 73	6,419,917 36

RECAPITULATION.

Nova Scotia	4,798,848 36	823,147 00	140,425 89	5,762,421 25	881,238 47	4,881,182 78
New Brunswick . . .	6,593,317 49	1,041,710 65	194,796 95	7,829,825 09	1,409,907 73	6,419,917 36
Ontario	688,247 61	114,798 76	19,708 63	822,755 00	140,362 30	682,392 70
Manitoba	942,810 31	290,948 36	27,999 51	1,261,758 18	280,193 86	981,564 32
B. Columbia	1,212,399 34	336,999 52	35,304 14	1,584,703 00	371,316 75	1,213,386 25
P. E. Island	1,862,523 33	363,978 90	55,098 37	2,281,600 60	342,265 22	1,939,335 38
	16,098,146 44	2,971,583 19	473,333 49	19,543,063 12	3,425,284 33	16,117,778 79

* Transferred to Post Office Department.

SESSIONAL PAPER No. 2

SAVINGS BANKS.

RECAPITULATION of Yearly Transactions of Savings Banks, from July 1, 1867, to June 30, 1902.

Balances, July 1.	DEPOSITS.			Banks.	Withdrawals.	Balances, June 30.	Total.
	Cash.	Interest.	Total.				
1867.	\$ cts.	\$ cts.	\$ cts.	1867-68.	\$ cts.	\$ cts.	\$ cts.
.....	212,507 00	939 37	213,446 37	Post Office	8,857 48	204,588 89	213,446 37
.....	202,311 35	25,132 50	872,150 86	Halifax, N. S.	202,513 68	669,637 18	872,150 86
.....	30,682 99	40,925 15	908,967 99New Brunswick.....	95,386 16	813,581 83	908,967 99
1,422,946 86	505,501 34	67,017 02	1,994,565 22		306,757 32	1,687,807 90	1,994,565 22
1868.				1868-69.			
.....	927,885 00	21,094 72	1,153,568 61	Post Office	296,754 35	856,814 26	1,153,568 61
.....	227,128 02	26,303 82	923,062 02	Halifax, N. S.	290,649 09	722,419 93	923,062 02
.....	96,010 00	43,224 22	952,816 05New Brunswick.....	80,711 04	872,105 01	952,816 05
1,687,807 90	1,251,023 02	90,622 76	3,029,453 68		578,114 48	2,451,335 20	3,029,453 68
1869.				1869-70.			
.....	1,347,901 00	48,689 08	2,253,404 34	Post Office	694,555 51	1,588,848 83	2,253,404 34
.....	298,217 31	29,926 63	1,050,563 87	Halifax, N. S.	215,513 32	835,048 55	1,050,563 87
.....	104,263 89	47,290 99	1,083,569 89New Brunswick.....	96,048 39	987,521 90	1,083,569 89
2,451,339 20	1,810,382 20	125,816 70	4,387,538 10		976,119 22	3,411,418 88	4,387,538 10
1870.				1870-71.			
.....	1,917,575 00	84,273 68	3,590,698 51	Post Office	1,093,438 86	2,497,259 65	3,590,698 51
.....	379,864 77	34,848 47	1,249,761 79	Halifax, N. S.	306,420 91	943,340 88	1,249,761 79
.....	176,804 13	53,408 36	1,217,733 99New Brunswick.....	89,037 61	1,128,696 38	1,217,733 99
3,411,418 88	2,474,244 90	172,530 51	6,058,194 29		1,488,897 38	4,569,296 91	6,058,194 29

SAVINGS BANKS.

RECAPITULATION of Yearly Transactions of Savings Banks, from July 1, 1867, to June 30, 1902—Continued.

Balances, July 1.	DEPOSITS.			Banks.	Withdrawals.	Balances, June 30.	Total.
	Cash.	Interest.	Total.				
1871. \$ cts. 2,497,259 65 943,340 88 1,128,696 38 38,417 41 4,607,714 32	\$ cts. 2,261,631 00 418,909 94 448,358 70 185,430 75 32,590 00 3,346,920 39	\$ cts. 116,174 55 89,753 47 58,648 35 2,250 22 183 39 217,009 98	\$ cts. 4,875,065 20 1,402,004 29 1,674,120 84 187,680 97 32,773 89 8,171,644 69	1871-72. Post Office..... Halifax, N. S..... New Brunswick..... Toronto..... Winnipeg.....	\$ cts. 1,778,565 19 356,650 49 672,597 27 99,057 65 14,040 56 2,920,911 16	1872. \$ cts. 3,096,500 01 1,045,353 80 1,001,523 57 88,623 32 18,732 83 5,250,733 53	\$ cts. 4,875,065 20 1,402,004 29 1,674,120 84 187,680 97 32,773 89 8,171,644 69
1872. \$ cts. 3,096,500 01 88,623 32 18,732 83 1,045,353 80 1,001,523 57 5,250,733 53	\$ cts. 2,306,918 00 148,563 68 133,543 75 822,039 90 630,903 02 707,807 00 4,749,835 35	\$ cts. 126,932 88 3,943 07 2,193 86 45,195 29 32,802 15 9,757 35 220,824 60	\$ cts. 5,530,350 89 241,130 07 154,470 44 1,912,648 90 1,665,228 74 717,564 35 10,221,393 48	1872-73. Post Office..... Toronto..... Winnipeg..... Nova Scotia..... New Brunswick..... British Columbia.....	\$ cts. 2,323,299 32 127,976 32 95,495 85 656,119 12 672,580 26 180,900 65 4,056,171 52	1873. \$ cts. 3,207,051 57 113,153 75 58,974 59 1,256,529 87 992,848 48 586,663 70 6,165,221 96	\$ cts. 5,530,350 89 241,130 07 154,470 44 1,912,648 90 1,665,228 74 717,564 35 10,221,393 48
1873. \$ cts. 3,207,051 57 113,153 75 58,974 59 1,256,529 87 992,848 48 586,663 70 6,165,221 96	\$ cts. 2,340,284 00 228,724 01 93,009 87 1,070,427 46 717,758 07 907,653 60 190,115 57 5,547,972 58	\$ cts. 126,273 31 5,591 71 2,407 60 54,097 52 43,313 74 35,048 25 14,032 20 280,764 33	\$ cts. 5,673,608 88 347,469 47 154,392 06 2,381,054 85 1,753,920 29 1,479,365 55 454,089 17 12,243,900 27	1873-74. Post Office..... Toronto..... Winnipeg..... Nova Scotia..... New Brunswick..... British Columbia..... Prince Edward Island.....	\$ cts. 2,468,643 42 179,786 93 93,887 37 850,973 35 602,176 73 721,535 02 117,236 32 5,033,639 44	1874. \$ cts. 3,204,965 46 167,682 54 60,504 39 1,530,981 50 1,151,743 56 757,530 53 386,852 85 7,210,260 83	\$ cts. 5,673,608 88 347,469 47 154,392 06 2,381,054 85 1,753,920 29 1,479,365 55 454,089 17 12,243,900 27
6,415,163 36	5,547,972 58	280,764 33	12,243,900 27	1874-75. Post Office..... Toronto..... Winnipeg..... Nova Scotia.....	5,033,639 44	7,210,260 83	12,243,900 27
1874. \$ cts. 3,204,965 46 167,682 54 60,504 39 1,530,981 50	1,942,846 00 205,009 98 68,329 00 1,201,708 80	120,758 06 5,628 14 1,990 59 63,551 53	5,268,069 52 378,320 66 130,823 98 2,796,241 83	Post Office..... Toronto..... Winnipeg..... Nova Scotia.....	2,341,979 04 219,779 89 86,632 71 1,185,987 52	2,996,090 48 158,540 77 44,191 27 1,610,254 31	5,268,069 52 378,320 66 130,823 98 2,796,241 83

SESSIONAL PAPER No. 2

1,451,743 56	706,532 24	47,735 29	1,906,011 09	710,306 67	1,195,704 42	1,906,011 09
757,530 53	1,027,369 75	46,444 38	1,830,344 66	940,475 27	889,869 39	1,830,344 66
336,852 85	361,339 00	13,546 01	711,737 86	365,297 30	346,530 56	711,737 86
7,210,260 83	5,512,634 77	298,654 00	13,021,549 60	5,850,368 40	7,171,181 20	13,021,549 60
1876.			1875-76.			
2,926,090 48	1,726,204 00	110,116 08	4,762,410 56	2,021,457 97	1876.	4,762,410 56
158,540 77	188,928 49	6,329 89	353,799 15	186,009 85	2,740,952 50	353,799 15
44,191 27	53,299 40	1,648 67	99,139 34	58,453 59	167,789 30	99,139 34
1,610,254 31	1,208,548 75	64,922 50	2,883,725 56	1,211,687 05	1,672,038 51	2,883,725 56
1,195,074 42	686,739 14	46,909 96	1,929,413 52	730,986 22	1,189,427 32	1,929,413 52
889,869 39	873,147 66	46,461 07	1,809,478 12	881,523 15	927,954 97	1,809,478 12
346,530 56	211,949 00	12,300 18	570,779 74	265,510 07	305,269 67	570,779 74
7,171,181 20	4,948,376 44	288,688 35	12,408,745 99	5,364,627 90	7,044,118 69	12,408,745 99
1876.			1876-77.			
2,740,352 59	1,521,000 00	104,067 80	4,366,020 45	1,726,082 98	1877.	4,366,020 45
167,789 30	182,732 13	6,434 63	336,956 06	201,974 35	2,639,937 47	336,956 06
40,685 75	32,135 00	1,362 93	74,183 68	42,130 27	154,981 71	74,183 68
1,672,038 51	1,567,305 85	72,261 22	3,311,665 58	1,366,311 00	32,033 41	3,311,665 58
1,189,427 30	768,127 23	48,063 58	2,005,618 11	726,138 56	1,945,294 58	2,005,618 11
927,454 97	898,596 12	47,063 64	1,873,614 73	856,245 13	1,279,479 55	1,873,614 73
305,269 67	462,479 39	14,970 39	782,919 45	381,404 94	1,017,369 60	782,919 45
7,044,118 09	5,432,575 72	294,224 25	12,770,918 06	5,300,287 23	7,470,630 83	12,770,918 06
1877.			1877-78.			
2,639,937 47	1,724,371 00	103,834 29	4,468,142 76	1,713,658 73	1878.	4,468,142 76
154,981 71	236,190 42	7,064 83	398,236 96	209,016 21	2,754,484 03	398,236 96
32,033 41	64,404 51	1,290 41	97,748 33	56,241 50	189,220 75	97,748 33
1,945,294 58	1,606,962 87	81,293 80	3,633,551 25	1,425,531 90	41,506 83	3,633,551 25
1,279,479 55	1,733,188 76	70,634 86	3,083,303 17	2,210,019 35	2,210,019 35	3,083,303 17
1,017,369 60	1,451,975 48	57,277 55	2,526,622 63	1,386,110 95	1,790,196 36	2,526,622 63
401,514 51	273,636 00	15,254 76	630,405 27	319,330 92	1,140,511 68	630,405 27
7,470,630 83	7,090,729 04	336,650 50	14,898,010 37	6,400,997 02	371,074 35	14,898,010 37
1878.			1878-79.			
2,754,484 03	1,973,243 00	110,912 56	4,838,639 59	1,733,448 79	1879.	4,838,639 59
189,220 75	234,365 42	8,383 35	432,169 52	209,702 28	3,105,190 80	432,169 52
41,506 83	108,157 85	2,040 41	151,705 09	76,440 34	222,467 24	151,705 09
2,210,019 35	1,974,757 19	91,867 39	4,276,643 93	1,777,237 37	75,264 75	4,276,643 93
1,790,196 36	979,369 24	68,880 24	2,838,655 84	1,132,874 04	2,499,406 56	2,838,655 84
1,140,511 68	920,790 56	56,108 97	2,117,411 21	988,008 35	1,705,781 80	2,117,411 21
371,074 35	331,450 00	15,374 92	717,899 27	297,730 08	1,179,402 86	717,899 27
8,497,013 35	6,522,533 26	353,577 84	15,373,124 45	6,165,441 25	420,169 19	15,373,124 45

SAVINGS BANKS.

RECAPITULATION of Yearly Transactions of Savings Banks, from July 1, 1867, to June 30, 1902—Continued.

Balances, July 1.	Deposits.		Total.	Banks.	Withdrawals.	Balances, June 30.	Total.
	Cash.	Interest allowed.					
	\$	\$	\$		\$	\$	\$
	cts.	cts.	cts.		cts.	cts.	cts.
1879.				1879-80.		1880.	
3,105,190 80	2,720,216 00	136,075 47	5,961,482 27	Post Office.....	2,015,813 16	3,945,669 11	5,961,482 27
222,467 24	260,565 54	9,679 85	492,742 63	Toronto.....	232,881 62	259,861 01	492,742 63
75,264 75	208,880 84	3,748 60	287,844 19	Winnipeg.....	169,544 70	118,299 49	287,844 19
2,499,406 56	2,406,735 72	107,815 82	5,013,968 10	Nova Scotia.....	1,997,692 32	3,016,355 78	5,013,968 10
1,705,781 80	1,024,485 65	70,139 59	2,800,407 04	New Brunswick.....	888,458 79	1,911,948 25	2,800,407 04
1,179,402 86	937,336 66	58,940 83	2,175,680 35	British Columbia.....	891,510 47	1,284,169 88	2,175,680 35
420,169 19	402,211 00	18,403 39	840,783 58	Prince Edward Island.....	324,130 92	516,652 66	840,783 58
9,207,683 20	7,960,411 41	404,803 55	17,572,898 16		6,519,941 98	11,052,956 18	17,577,898 16
				1880-81.		1881.	
1880.							
8,905,669 11	4,175,042 00	184,904 81	8,305,615 92	Post Office.....	2,097,389 15	6,208,226 77	8,305,615 92
259,861 01	506,405 19	15,575 20	781,841 40	Toronto.....	298,701 29	483,140 11	781,841 40
118,289 49	310,129 50	5,349 72	433,778 71	Winnipeg.....	241,267 27	192,511 44	433,778 71
3,016,355 78	2,961,021 33	137,771 36	6,115,148 47	Nova Scotia.....	1,897,944 03	4,217,204 44	6,115,148 47
1,911,948 25	1,346,276 74	86,873 47	3,345,098 46	New Brunswick.....	733,581 08	2,611,517 38	3,345,098 46
1,284,169 88	1,004,303 00	57,000 66	2,345,563 54	British Columbia.....	835,839 82	1,509,723 72	2,345,563 54
516,652 66	366,414 00	21,303 44	904,370 10	Prince Edward Island.....	290,021 96	614,348 14	904,370 10
11,052,956 18	10,669,681 76	508,778 66	22,231,416 60		6,304,744 60	15,836,672 00	22,231,416 60
				1881-82.		1882.	
1881.							
6,208,226 77	6,435,989 00	291,065 07	12,935,280 84	Post Office.....	3,461,619 31	9,473,661 53	12,935,280 84
483,140 11	1,440,903 07	19,420 89	943,464 07	Toronto.....	361,577 95	581,886 12	943,464 07
192,511 44	1,018,006 55	12,597 28	1,223,115 27	Winnipeg.....	664,486 26	558,629 01	1,223,115 27
4,217,204 44	2,585,369 79	176,337 77	6,978,852 00	Nova Scotia.....	1,877,808 96	5,101,043 04	6,978,852 00
2,611,517 38	1,411,829 12	115,086 30	4,138,432 80	New Brunswick.....	775,642 91	3,362,789 89	4,138,432 80
1,509,723 72	1,048,612 87	60,465 17	2,619,291 76	British Columbia.....	824,071 85	1,795,219 71	2,619,291 76
614,348 14	585,772 13	27,551 20	1,227,671 47	Prince Edward Island.....	332,239 28	895,432 19	1,227,671 47
15,836,672 00	13,526,422 53	703,013 68	30,066,108 21		8,297,446 52	21,768,661 69	30,066,108 21

SESSIONAL PAPER No. 2

1882.	9,473,661 53 581,886 12 568,620 01 5,101,043 04 3,362,789 80 1,755,219 91 845,432 19	6,826,266 00 408,361 53 735,914 29 2,569,298 34 1,426,610 90 1,306,842 07 620,363 00	407,395 17 23,665 85 20,404 24 207,048 45 139,980 89 74,380 87 39,907 40	16,707,232 70 1,013,913 50 1,314,947 54 7,877,389 83 4,929,381 68 3,176,442 85 1,555,702 59	1882-83. Post Office Toronto Winnipeg Nova Scotia New Brunswick British Columbia Prince Edward Island	4,730,995 39 340,062 95 729,747 20 2,086,756 78 1,033,063 05 3,896,287 91 2,137,500 06 1,159,428 33	1883. 11,976,237 31 473,820 55 585,200 34 5,739,633 05 3,896,287 91 2,137,500 06 1,159,428 33	16,707,232 70 1,013,913 50 1,314,947 54 7,877,389 83 4,929,381 68 3,176,442 85 1,555,702 59	1883. 11,976,237 31 473,820 55 585,200 34 5,739,633 05 3,896,287 91 2,137,500 06 1,159,428 33	1882-83. Post Office Toronto Winnipeg Nova Scotia New Brunswick British Columbia Prince Edward Island	4,730,995 39 340,062 95 729,747 20 2,086,756 78 1,033,063 05 3,896,287 91 2,137,500 06 1,159,428 33	1883. 11,976,237 31 473,820 55 585,200 34 5,739,633 05 3,896,287 91 2,137,500 06 1,159,428 33	16,707,232 70 1,013,913 50 1,314,947 54 7,877,389 83 4,929,381 68 3,176,442 85 1,555,702 59	1883. 11,976,237 31 473,820 55 585,200 34 5,739,633 05 3,896,287 91 2,137,500 06 1,159,428 33	
1884.	21,768,661 69	13,893,656 13	912,692 87	36,575,010 69	1883-84. Post office Toronto Winnipeg Nova Scotia New Brunswick British Columbia Prince Edward Island	10,355,903 14	36,575,010 69	1884. 13,245,552 64 738,331 43 653,511 98 6,493,277 31 4,306,703 13 2,347,465 39 1,412,694 96	26,219,107 55	1884-85. Post office Toronto Winnipeg Nova Scotia New Brunswick British Columbia Prince Edward Island	5,649,611 13 306,542 79 534,684 15 2,004,639 78 1,024,692 49 1,306,738 98 417,872 29	18,895,163 77 1,124,874 22 1,188,196 13 8,497,917 09 8,331,395 62 5,654,204 37 1,830,567 25	26,219,107 55	1884. 13,245,552 64 738,331 43 653,511 98 6,493,277 31 4,306,703 13 2,347,465 39 1,412,694 96	26,219,107 55
1884.	13,245,552 64 738,331 43 653,511 98 6,493,277 31 4,306,703 13 2,347,465 39 1,412,694 96	7,098,459 00 410,593 62 444,918 86 3,052,329 79 1,343,396 06 1,110,271 50 808,969 77	539,560 51 30,069 53 25,351 61 298,481 93 176,298 58 84,478 25 61,027 11	20,883,572 15 1,198,994 58 1,123,782 45 9,814,089 03 5,826,397 77 3,542,215 14 2,282,691 84	1884-85. Post office Toronto Winnipeg Nova Scotia New Brunswick British Columbia Prince Edward Island	5,793,031 84 388,938 94 436,855 01 2,225,035 39 1,004,681 99 1,318,522 15 525,601 25	11,304,781 61	40,522,318 45	1885. 15,090,540 31 810,055 64 686,927 44 7,589,053 64 4,821,715 78 2,223,692 99 1,757,090 59	29,217,536 84	1885. 15,090,540 31 810,055 64 686,927 44 7,589,053 64 4,821,715 78 2,223,692 99 1,757,090 59	20,883,572 15 1,198,994 58 1,123,782 45 9,814,089 03 5,826,397 77 3,542,215 14 2,282,691 84	29,217,536 84		
1885.	29,217,536 84	14,248,938 60	1,185,297 52	44,671,742 96	1885-86. Post Office Toronto Winnipeg Nova Scotia New Brunswick British Columbia Prince Edward Island	11,692,666 57	44,671,742 96	1886. 15,090,540 31 810,055 64 686,927 44 7,589,053 64 4,821,715 78 2,223,692 99 1,757,090 59	32,979,076 39	1886-87. Post Office Toronto Winnipeg Nova Scotia New Brunswick British Columbia Prince Edward Island	6,183,470 60 362,663 71 424,636 00 2,417,066 38 1,047,698 71 1,297,949 32 565,674 00	23,342,842 69 1,250,356 59 1,316,378 79 11,010,177 41 6,540,047 64 3,487,077 13 2,526,112 44	32,979,076 39	1886. 15,090,540 31 810,055 64 686,927 44 7,589,053 64 4,821,715 78 2,223,692 99 1,757,090 59	44,671,742 96
1885.	15,090,540 31 810,055 64 686,927 44 7,589,053 64 4,821,715 78 2,223,692 99 1,757,090 59	7,645,227 00 407,681 93 599,668 70 3,109,668 80 1,518,689 61 1,179,774 31 697,645 30	607,075 38 32,619 02 29,782 57 311,454 88 139,642 25 83,669 83 71,376 55	23,342,842 69 1,250,356 59 1,316,378 79 11,010,177 41 6,540,047 64 3,487,077 13 2,526,112 44	1886-87. Post Office Toronto Winnipeg Nova Scotia New Brunswick British Columbia Prince Edward Island	6,183,470 60 362,663 71 424,636 00 2,417,066 38 1,047,698 71 1,297,949 32 565,674 00	12,290,178 81	49,472,992 69	1887. 15,090,540 31 810,055 64 686,927 44 7,589,053 64 4,821,715 78 2,223,692 99 1,757,090 59	32,979,076 39	1887. 15,090,540 31 810,055 64 686,927 44 7,589,053 64 4,821,715 78 2,223,692 99 1,757,090 59	23,342,842 69 1,250,356 59 1,316,378 79 11,010,177 41 6,540,047 64 3,487,077 13 2,526,112 44	32,979,076 39		
1887.	32,979,076 39	15,158,295 74	1,335,620 56	49,472,992 69	1887-88. Post office Toronto Winnipeg Nova Scotia New Brunswick British Columbia Prince Edward Island	12,290,178 81	49,472,992 69	1888. 15,090,540 31 810,055 64 686,927 44 7,589,053 64 4,821,715 78 2,223,692 99 1,757,090 59	37,173,813 88	1888-89. Post office Toronto Winnipeg Nova Scotia New Brunswick British Columbia Prince Edward Island	12,290,178 81	49,472,992 69	1888. 15,090,540 31 810,055 64 686,927 44 7,589,053 64 4,821,715 78 2,223,692 99 1,757,090 59	49,472,992 69	

SAVINGS BANKS.

RECAPITULATION of Yearly Transactions of Savings Banks, from July 1, 1867, to June 30, 1902--Continued.

Balances, July 1.	DEPOSITS.		Total.	Banks.	Withdrawals.	Balances, June 30.	Tota.
	Cash.	Interest.					
\$ cts.	\$ cts.	\$ cts.	\$ cts.		\$ cts.	\$ cts.	\$ cts.
1886.							
17,459,372 09	8,272,041 00	692,404 57	26,123,817 66	Post Office	6,026,067 51	19,497,750 15	26,123,817 66
887,692 88	312,578 77	33,093 35	1,233,335 00	Toronto	358,992 21	874,342 79	1,233,335 00
891,742 70	469,530 00	36,009 08	1,397,281 78	Winnipeg	408,072 08	989,209 70	1,397,281 78
8,593,121 03	2,444,940 45	340,263 50	11,378,324 98	Nova Scotia	2,313,495 35	9,064,829 63	11,378,324 98
5,492,348 93	1,439,672 26	224,433 38	7,156,454 57	New Brunswick	1,017,720 55	6,138,734 02	7,156,454 57
2,189,127 81	844,670 49	82,210 91	3,116,009 21	British Columbia	1,003,536 22	2,112,472 99	3,116,009 21
1,960,438 44	623,519 44	79,154 57	2,663,112 45	Prince Edward Island	508,176 36	2,154,936 09	2,663,112 45
37,173,813 88	14,406,952 41	1,487,569 36	53,068,335 65		12,236,060 28	40,832,275 37	53,068,335 65
1887.							
19,497,750 15	7,939,715 10	765,639 15	28,203,104 40	Post Office	7,514,071 78	20,689,032 62	28,203,104 40
874,342 79	185,911 18	32,068 55	1,092,322 52	Toronto	297,395 55	794,926 97	1,092,322 52
989,209 70	301,069 04	36,831 08	1,327,049 82	Winnipeg	378,522 68	948,527 14	1,327,049 82
9,064,829 63	1,324,766 75	346,237 28	10,735,833 66	Nova Scotia	1,856,268 78	8,879,564 88	10,735,833 66
6,138,734 02	923,741 84	240,362 74	7,302,838 60	New Brunswick	1,033,250 83	6,269,587 77	7,302,838 60
2,112,472 99	421,791 37	74,937 99	2,609,202 35	British Columbia	980,233 55	1,628,968 80	2,609,202 35
2,154,936 09	383,923 74	82,891 07	2,621,750 90	Prince Edward Island	461,320 85	2,160,430 05	2,621,750 90
40,832,275 37	11,480,859 02	1,573,987 86	53,892,122 25		12,521,064 02	41,371,058 23	53,892,122 25
1888.							
20,689,032 62	9,012,613 72	841,921 79	30,543,568 13	Post Office	7,532,145 56	23,011,422 57	30,543,568 13
794,926 97	173,277 05	29,372 13	997,576 15	Toronto	244,871 00	752,705 15	997,576 15
948,527 14	271,626 01	35,191 52	1,255,344 67	Winnipeg	363,307 68	892,036 99	1,255,344 67
8,879,584 88	1,484,082 69	331,590 30	10,696,157 87	Nova Scotia	2,284,646 70	8,411,511 17	10,696,157 87
6,269,587 77	909,824 53	232,846 61	7,406,258 91	New Brunswick	1,360,913 15	6,045,345 76	7,406,258 91
1,628,968 80	399,048 43	63,072 87	2,091,090 10	British Columbia	492,144 21	1,598,945 89	2,091,090 10
2,160,430 05	412,429 71	85,226 73	2,658,086 49	Prince Edward Island	413,696 34	2,244,390 15	2,658,086 49
41,371,058 23	12,657,802 14	1,619,221 95	55,648,082 32		12,691,724 64	42,956,357 68	55,648,082 32

SESSIONAL PAPER No. 2

1889.		1889-90.		1890.	
23,011,422 57	6,767,397 53	786,875 37	30,565,695 47	21,990,653 49	8,575,041 98
752,706 15	145,627 39	24,807 93	923,140 49	659,352 24	263,788 25
892,086 99	232,615 86	29,769 93	1,154,362 78	814,873 58	339,489 20
8,411,511 17	1,180,511 74	290,002 20	9,882,025 11	7,988,948 79	1,893,076 32
6,045,345 76	797,069 03	212,755 81	7,055,170 60	6,012,745 58	6,012,425 02
1,598,945 89	402,748 53	53,681 41	2,653,375 83	1,898,275 14	657,100 69
2,244,390 15	328,362 90	77,459 69	2,650,212 74	2,147,616 22	502,596 52
42,956,337 68	9,254,332 98	1,475,292 36	54,285,983 02	41,012,465 04	13,273,517 98
1890.		1890-91.		1891.	
21,990,653 49	6,889,541 28	734,430 89	29,614,625 66	21,738,648 09	7,875,977 57
659,352 24	117,897 18	20,227 87	797,477 29	566,776 05	230,701 24
814,873 58	234,790 50	26,026 97	1,075,691 05	753,999 12	321,691 93
7,988,948 79	1,068,430 53	258,647 03	9,316,026 35	7,894,349 11	9,316,026 35
6,012,745 58	797,091 14	202,837 43	7,012,674 15	5,941,892 04	7,012,674 15
1,398,275 14	381,365 48	34,335 56	1,713,976 18	884,232 54	829,743 64
2,147,616 22	358,959 49	72,019 51	2,578,595 22	2,120,129 21	458,466 01
41,012,465 04	9,748,075 60	1,348,525 26	52,109,065 90	39,400,026 16	12,709,039 74
1891.		1891-92.		1892.	
21,738,648 09	7,056,002 00	734,590 70	29,529,240 79	22,298,401 65	7,230,839 14
566,776 05	124,846 37	18,418 79	710,041 21	532,238 05	177,803 16
753,999 12	250,147 23	24,704 37	1,028,850 72	723,670 54	299,180 28
7,394,349 11	1,216,995 56	242,102 82	8,853,447 49	7,108,567 27	1,744,880 22
5,941,892 04	884,774 68	202,028 68	7,028,695 40	6,002,694 07	6,002,694 07
884,232 54	252,340 73	26,550 16	1,163,123 43	723,279 74	439,843 69
2,120,129 21	426,239 18	72,184 48	2,618,552 87	2,134,696 31	483,836 56
39,400,026 16	10,211,345 75	1,320,580 00	50,931,951 91	39,529,547 63	11,402,404 28
1892.		1892-93.		1893.	
22,298,401 65	7,708,888 00	777,482 98	30,784,772 63	24,153,193 66	6,631,578 97
532,238 05	130,294 28	18,106 94	680,639 27	554,313 82	126,325 45
723,670 54	238,216 11	23,338 64	991,225 29	691,638 94	299,586 35
7,108,567 27	1,277,145 33	241,927 47	8,627,640 07	7,206,998 25	1,420,641 82
6,002,694 07	1,065,390 34	208,336 24	7,276,420 68	6,300,304 49	976,116 19
723,279 74	212,259 16	23,457 12	958,996 02	696,902 40	262,903 62
2,134,696 31	486,787 90	73,153 02	2,694,637 23	2,247,116 46	447,520 77
39,529,547 63	11,118,981 12	1,365,802 44	52,014,331 19	41,849,658 02	10,164,673 17

SAVINGS BANKS.

RECAPITULATION of Yearly Transactions of Savings Banks, from July 1, 1867, to June 30, 1902—Continued.

Balances, July 1.	DEPOSITS.		Total.	Banks.	Withdrawals.		Balances, June 30.	Total.
	Cash.	Interest.			\$	cts.		
\$ cts.	\$	cts.	\$		\$	cts.	\$	cts.
1893.				1893-94.			1894.	
24,153,193 66	7,742,459 60	835,800 34	32,731,453 60	Post Office.....	7,473,585 46		25,257,868 14	32,731,453 60
554,313 82	114,165 15	18,810 32	687,289 29	Toronto.....	134,042 78		553,246 51	687,289 29
691,638 94	263,898 71	23,605 47	979,143 12	Winnipeg.....	277,903 35		701,239 77	979,143 12
7,200,398 25	1,243,513 53	244,025 82	8,696,537 60	Nova Scotia.....	1,536,350 79		7,160,186 81	8,696,537 60
6,300,304 49	1,065,118 15	214,956 85	7,580,379 49	New Brunswick.....	1,220,073 17		6,360,306 32	7,580,379 49
696,092 40	275,426 11	23,572 33	995,090 84	British Columbia.....	276,026 12		719,064 72	995,090 84
2,247,116 46	434,951 00	76,449 07	2,758,516 53	Prince Edward Island.....	475,800 01		2,282,716 52	2,758,516 53
	1,383 53		1,383 53	Suspense.....			1,383 53	1,383 53
41,849,658 02	11,142,915 78	1,437,220 20	54,429,794 00	1894-95.	11,393,781 68		43,036,012 32	54,429,794 00
1894.				Post Office.....	7,310,291 97		1895.	
25,257,868 14	7,981,917 23	876,049 07	34,115,834 44	Toronto.....	132,071 78		26,805,542 47	34,115,834 44
553,246 51	130,152 52	18,747 70	702,146 73	Winnipeg.....	242,812 80		570,074 95	702,146 73
701,239 77	231,783 00	23,589 06	956,611 83	Nova Scotia.....	1,675,047 00		713,799 03	956,611 83
7,160,186 81	1,229,010 65	237,721 00	8,626,918 46	New Brunswick.....	1,145,018 94		6,951,171 46	8,626,918 46
6,360,306 32	1,012,069 65	213,780 07	7,586,156 04	British Columbia.....	275,589 71		6,441,137 10	7,586,156 04
719,064 72	301,256 31	24,734 77	1,045,055 80	Prince Edward Island.....	498,508 76		769,466 09	1,045,055 80
2,282,716 52	389,389 32	75,710 67	2,697,816 51	Suspense.....			2,199,307 75	2,697,816 51
1,383 53				1895-96.	11,280,040 96		44,450,498 85	55,730,539 81
43,036,012 32	11,224,195 15	1,470,332 34	55,730,539 81	Post Office.....	7,406,066 13		1896.	
1895.				Toronto.....	136,900 01		28,932,929 68	36,338,905 81
26,805,542 47	8,588,928 61	944,524 73	36,338,995 81	Winnipeg.....	209,049 60		579,057 65	715,957 66
570,074 95	126,519 69	19,363 02	715,957 66	Nova Scotia.....	1,577,051 07		777,330 49	986,380 09
713,799 03	247,665 93	24,915 13	986,380 09	New Brunswick.....	1,080,192 62		6,811,606 69	8,388,687 76
6,951,171 46	1,206,831 48	230,654 82	8,388,657 76	British Columbia.....	231,008 03		6,653,470 23	7,733,662 85
6,441,137 10	1,070,707 99	221,817 76	7,733,662 85	Prince Edward Island.....	436,189 65		875,309 01	1,106,317 04
769,466 09	309,099 39	27,751 56	1,106,317 04	Suspense.....			2,169,614 83	2,605,804 48
2,199,307 75	332,553 97	73,942 76	2,605,804 48	1896-97.	11,076,457 11		46,799,318 58	57,875,775 69
44,450,498 85	11,882,307 06	1,542,969 78	57,875,775 69	Post Office.....				

SESSIONAL PAPER No. 2

1896.	1896-97.	1897.	1897-98.	1898-99.	1899-1900.
28,932,929 68 131,562 54 579,339 65 773,330 49 6,811,606 69 6,633,470 23 337,379 92 2,169,614 83	1,024,511 74 19,893 77 27,235 88 216,993 41 231,443 29 30,841 62 71,172 09	40,036,915 73 730,513 96 1,047,545 37 8,100,772 91 7,962,161 97 1,244,130 55 2,564,625 22	7,656,086 64 129,572 50 231,345 59 2,418,434 99 1,236,337 96 288,326 44 731,785 87	12,752,489 99	1896-97.
46,799,318 58	1,622,091 80	61,087,465 71	12,752,489 99	1897-98.	1896-97.
32,380,829 09 600,941 46 816,190 78 5,682,337 92 6,606,024 01 953,804 11 1,832,839 35	9,970,561 48 133,988 40 280,035 46 811,104 64 812,805 53 364,475 24 332,590 74	48,934,975 72	8,853,178 42 119,702 31 232,599 37 1,546,531 95 1,518,539 31 299,897 48 375,018 29	1897-98.	1896-97.
48,934,975 72	1,446,038 90	63,056,606 11	12,945,487 13	1898-99.	1897-98.
34,480,837 77 633,151 12 888,777 73 5,103,710 35 6,111,750 64 1,048,829 75 1,843,961 62	1,001,899 96 18,588 04 26,081 59 142,427 29 177,531 58 31,818 26 52,719 62	50,111,118 98	9,021,862 56 134,835 89 275,547 02 1,076,704 05 970,525 27 304,019 57 372,003 32	1898-99.	1897-98.
50,111,118 98	1,451,066 34	62,387,213 13	12,145,497 68	1899-1900.	1898-99.
34,771,605 17 648,367 42 913,301 30 4,839,446 99 6,132,647 51 1,439,699 71 1,800,666 92	1,049,699 27 19,414 31 27,310 46 139,353 46 180,240 26 33,607 39 52,473 95	50,241,715 45	8,903,505 46 126,255 19 293,619 72 1,017,322 58 944,548 45 344,821 66 338,237 35	1899-1900.	1898-99.
50,241,715 45	1,502,099 10	65,118,052 81	11,970,330 41		1899-1900.
34,771,605 17 648,367 42 913,301 30 4,839,446 99 6,132,647 51 1,439,699 71 1,800,666 92	10,589,656 82 127,021 37 362,999 00 782,899 42 926,014 92 334,433 73 311,213 00	62,387,213 13	8,903,505 46 126,255 19 293,619 72 1,017,322 58 944,548 45 344,821 66 338,237 35		1899-1900.
50,241,715 45	13,374,238 26	65,118,052 81	11,970,330 41		1899-1900.

SAVINGS BANKS.

RECAPITULATION of Yearly Transactions of Savings Banks, from July 1, 1867, to June 30, 1902—Concluded.

Balances, July 1.	DEPOSITS.			Banks.	Withdrawals.		Balances, June 30.	Total.
	Cash.	Interest.	Total.		\$	cts.		
37,507,455 80	11,091,097 00	1,126,952 44	49,725,505 24	1900-1901.	9,774,694 62	39,950,810 62	49,725,505 24	
668,547 91	125,040 31	19,856 57	813,444 79	Post Office.....	125,197 18	688,247 61	813,444 79	
949,991 04	272,446 00	27,432 33	1,249,869 37	Toronto.....	307,059 06	942,810 31	1,249,869 37	
4,744,377 29	773,861 79	138,877 44	5,657,116 52	Manitoba.....	858,268 16	4,798,848 36	5,657,116 52	
6,294,354 24	1,015,714 35	188,682 67	7,498,751 26	Nova Scotia.....	905,433 77	6,593,317 49	7,498,751 26	
1,158,899 60	362,744 00	34,836 64	1,555,980 24	New Brunswick.....	343,580 90	1,212,399 34	1,555,980 24	
1,826,096 52	331,670 26	53,622 96	2,211,389 74	British Columbia.....	348,866 41	1,862,523 33	2,211,389 74	
53,149,722 40	13,972,573 71	1,589,761 05	68,712,057 16	Princc Edward Island.....	12,663,100 10	56,048,957 06	68,712,057 16	
39,950,810 62	11,797,542 96	1,188,924 83	52,937,278 41	1901-1902.	10,617,070 50	42,320,207 91	52,937,278 41	
688,247 61	114,798 76	19,708 63	822,755 00	Post Office.....	140,362 30	682,392 70	822,755 00	
942,810 31	290,948 36	27,999 51	1,261,758 18	Toronto.....	280,193 86	981,564 32	1,261,758 18	
4,798,848 36	823,147 00	140,425 89	5,762,421 25	Manitoba.....	881,238 47	4,881,182 78	5,762,421 25	
6,593,317 49	1,041,710 65	194,796 95	7,829,825 09	Nova Scotia.....	1,409,907 73	6,419,917 36	7,829,825 09	
1,212,399 34	336,999 52	35,304 14	1,584,703 00	New Brunswick.....	371,316 75	1,213,386 25	1,584,703 00	
1,862,523 33	363,978 90	55,098 37	2,281,600 60	British Columbia.....	342,265 22	1,939,335 38	2,281,600 60	
56,048,957 06	14,769,126 15	1,662,258 32	72,480,341 53	Princc Edward Island.....	14,042,354 83	58,437,986 70	72,480,341 53	

SESSIONAL PAPER No. 2

SAVINGS BANKS.

GENERAL RECAPITULATION.

Year.	Deposits.		Interest Allowed.		Total.		Withdrawals.		Increase or Decrease of Deposits over Withdrawals.	Total.					
	\$	cts.	\$	cts.	\$	cts.	\$	cts.		\$	cts.				
1867-68....	505,501	34	67,017	02	572,518	36	306,757	32	+	265,761	04	572,518	36		
1868-69....	1,251,023	02	90,622	76	1,341,645	78	578,114	48	+	763,531	30	1,341,645	78		
1869-70....	1,810,382	20	125,816	70	1,936,198	90	976,119	22	+	960,079	68	1,936,198	90		
1870-71....	2,474,244	90	172,530	51	2,646,775	41	1,488,897	38	+	1,157,878	03	2,646,775	41		
1871-72....	3,385,337	80	217,009	98	3,602,347	78	2,920,911	16	+	681,436	62	3,602,347	78		
1872-73....	4,749,835	35	220,824	60	4,970,659	95	4,056,171	52	+	914,488	43	4,970,659	95		
1873-74....	5,797,913	98	280,764	33	6,078,678	31	5,033,639	44	+	1,045,038	87	6,078,678	31		
1874-75....	5,512,634	77	298,654	00	5,811,288	77	5,850,368	40	-	39,079	63	5,811,288	77		
1875-76....	4,948,876	44	288,688	35	5,237,564	79	5,364,627	90	-	127,063	11	5,237,564	79		
1876-77....	5,432,575	72	294,224	25	5,726,799	97	5,300,287	23	+	426,512	74	5,726,799	97		
1877-78....	7,090,729	04	336,650	50	7,427,379	54	6,400,997	02	+	1,026,382	52	7,427,379	54		
1878-79....	6,522,533	26	353,577	84	6,876,111	10	6,165,441	25	+	710,669	85	6,876,111	10		
1879-80....	7,960,411	41	404,803	55	8,365,214	96	6,519,941	98	+	1,845,272	98	8,365,214	96		
1880-81....	10,669,681	76	508,778	66	11,178,460	42	6,394,744	60	+	4,783,715	82	11,178,460	42		
1881-82....	13,526,422	53	703,013	68	14,229,436	21	8,297,446	52	+	5,931,989	69	14,229,436	21		
1882-83....	13,893,656	13	912,692	87	14,806,349	00	10,355,903	14	+	4,450,445	86	14,806,349	00		
1883-84....	13,249,070	97	1,054,139	93	14,303,210	90	11,304,781	61	+	2,998,429	29	14,303,210	90		
1884-85....	14,268,938	60	1,185,267	52	15,454,206	12	11,692,666	57	+	3,761,539	55	15,454,206	12		
1885-86....	15,158,295	74	1,355,629	56	16,493,916	30	12,299,178	81	+	4,194,737	49	16,493,916	30		
1886-87....	14,409,952	41	1,487,569	36	15,894,521	77	12,236,060	28	+	3,658,461	49	15,894,521	77		
1887-88....	11,480,859	02	1,578,987	86	13,059,846	88	12,521,064	02	+	538,782	86	13,059,846	88		
1888-89....	12,657,802	14	1,619,221	95	14,277,024	09	12,691,724	64	+	1,585,299	45	14,277,024	09		
1889-90....	9,854,332	98	1,475,292	36	11,329,625	34	13,273,517	98	-	1,943,892	64	11,329,625	34		
1890-91....	9,748,075	60	1,348,525	26	11,096,600	86	12,709,039	74	-	1,612,438	88	11,096,600	86		
1891-92....	10,211,345	75	1,320,580	00	11,531,925	75	11,402,404	28	+	129,521	47	11,531,925	75		
1892-93....	11,118,981	12	1,365,802	44	12,484,783	56	10,164,673	17	+	2,320,110	39	12,484,783	56		
1893-94....	11,142,915	78	1,437,220	20	12,580,135	98	11,393,781	68	+	1,186,354	30	12,580,135	98		
1894-95....	11,224,195	15	1,470,332	34	12,694,527	49	11,280,040	96	+	1,414,486	53	12,694,527	49		
1895-96....	11,882,307	06	1,542,969	78	13,425,276	84	11,076,457	11	+	2,348,819	73	13,425,276	84		
1896-97....	13,266,055	33	1,622,091	80	14,888,147	13	12,752,489	99	+	2,135,677	14	14,888,147	13		
1897-98....	12,675,591	49	1,446,038	90	14,121,630	39	12,945,487	13	+	1,176,143	26	14,121,630	39		
1898-99....	10,925,027	81	1,451,066	34	12,276,094	15	12,145,497	68	+	120,596	47	12,276,094	15		
1899-1900....	13,374,238	26	1,502,099	10	14,876,337	36	11,968,330	41	+	2,906,006	95	14,876,337	36		
1900-1901....	13,972,573	71	1,589,761	05	15,562,334	76	12,663,100	10	+	2,899,234	66	15,562,334	76		
1901-1902....	14,769,126	15	1,662,258	32	16,431,384	47	14,042,354	83	+	2,389,029	64	16,431,384	47		
										+	60,738,414	10			
										-	3,722,474	26			
												57,015,939	84		
												1,422,046	86		
												58,437,986	70		

Increase of deposits over withdrawals.....

Balance, July, 1867.....

57,015,939 84

1,422,046 86

58,437,986 70

2-3 EDWARD VII., A. 1903

COMPARATIVE Statement of Finance Department.

	References to the Treasury Board.	Issue and Redemption of Currency.		Savings Bank Accounts Remaining Open.	Salaries of Staff.
		\$	cts.	No.	\$ cts.
1878-79.....	329	2,946,010	00	22,622	51,968 33
1879-80.....	372	4,900,941	00	25,468	51,454 91
1880-81.....	313	3,262,903	60	28,212	52,058 28
1881-82.....	1,297	4,006,583	00	33,748	52,694 90
1882-83.....	703	3,095,612	00	38,758	54,377 78
1883-84.....	897	3,770,990	00	43,406	56,034 19
1884-85.....	810	6,967,579	00	46,601	54,632 92
1885-86.....	1,040	8,377,952	00	51,592	55,427 57
1886-87.....	1,070	5,760,852	00	53,519	51,129 78
1887-88.....	990	7,334,852	00	57,367	52,382 41
1888-89.....	1,115	6,862,953	00	58,114	52,090 71
1889-90.....	1,134	6,899,973	00	57,297	51,347 50
1890-91.....	1,707	6,769,398	00	56,149	51,764 88
1891-92.....	1,659	8,906,805	00	54,794	48,482 52
1892-93.....	1,492	7,179,351	00	55,039	49,770 00
1893-94.....	1,366	8,114,390	00	55,815	50,492 50
1894-95.....	1,773	8,333,474	00	54,932	49,690 00
1895-96.....	1,066	7,562,761	00	54,186	49,893 89
1896-97.....	827	9,679,714	00	47,081	50,418 14
1897-98.....	1,225	16,296,903	00	46,093	50,460 00
1898-99.....	1,015	5,437,361	00	49,320	49,465 00
1899-00.....	1,485	9,050,907	00	45,773	49,907 50
1900-01.....	1,603	10,673,753	00	48,569	49,626 54
1901-02.....	1,576	18,199,358	00	49,001	50,533 27

SESSIONAL PAPER No. 2

TOTAL Amount of Issues and Redemptions of Dominion Notes, from July 1, 1878, to June 30, 1902.

Year.	Issues.	Redemption.	Increase.	Decrease.
	\$	\$	\$	\$
1878-79.....	1,650,412	1,295,598	354,814	
1879-80.....	3,838,195	1,062,746	2,775,449	
1880-81.....	2,104,213	1,158,690	945,523	
1881-82.....	2,645,819	1,360,764	1,285,055	
1882-83.....	1,652,159	1,443,453	208,706	
1883-84.....	1,555,110	2,215,880		660,770
1884-85.....	3,523,167	3,444,412	78,755	
1885-86.....	4,622,088	3,755,864	866,224	
1886-87.....	2,452,500	3,308,352		855,852
1887-88.....	4,263,667	3,071,185	1,192,482	
1888-89.....	3,017,958	3,844,995		827,037
1889-90.....	3,413,793	3,486,180		72,387
1890-91.....	3,793,911	2,975,487	818,424	
1891-92.....	5,006,593	3,900,212	1,106,381	
1892-93.....	4,172,573	3,006,778	1,165,795	
1893-94.....	4,863,808	3,250,582	1,613,226	
1894-95.....	3,895,994	4,437,480		541,486
1895-96.....	3,906,764	3,655,997	250,767	
1896-97.....	5,812,806	3,866,908	1,945,898	
1897-98.....	8,073,500	8,218,403		139,903
1898-99.....	3,747,817	1,689,544	2,058,273	
1899-00.....	5,454,682	3,596,225	1,858,457	
1900-01.....	6,574,500	4,009,253	2,475,247	
1901-02.....	11,540,618	6,658,740	4,881,878	
	101,587,647	78,803,728	25,881,354	3,097,435

Circulation June 30, 1901.....	\$27,898,509 05
" " 1902.....	32,780,387 05
Increase for year 1901-1902.....	\$ 4,881,878 00

No. 1.—*STATEMENT showing Railways subsidized under Acts of the Dominion showing also the payments that have been made for work

Year.	ACT.	RAILWAY.	DESCRIPTION OF LINE SUBSIDIZED.
1884	47 Vic., c. 8.	Albert Southern Railway	Hopewell to Alma
1901	1 Edw. VII., c. 7.	Atlantic and Lake Superior	Caplin to Paspebiac, Que.
1899	62-3 Vic., c. 7.	Algoma Central and Hudson Bay	Sault Ste. Marie towards Michipicoten
1900	63-4 Vic., c. 8.		Harbour, 25 miles Michipicoten Branch and 25 miles main line
1883	46 Vic., c. 25.	Baie des Chaleurs Ry.	Metapedia to Paspebiac.
1884	47 Vic., c. 8.		" Eastwards.
1887	50-51 Vic., c. 24.	Beauharnois Junction Ry.	St. Martin's Junction.
1885	48-49 Vic., c. 59.	Belleville and N. Hastings Ry. Co.	Madoc to El Dorado.
1886	49 Vic., c. 10.		" "
1887	50-51 Vic., c. 4.	Brantford, Waterloo and Lake Erie Ry.	Brantford to Watford.
1894	57-58 Vic., c. 4.		Revote of balance, \$4,790.
1885	48-49 Vic., c. 59.	Brockville, Westport and Sault-Ste. Marie Ry. Co.	Brockville to Westport.
1894	57-58 Vic., c. 4.		Revote of balance
1886	49 Vic., c. 10.		Moncton to Buctouche.
1887	50-51 Vic., c. 24.	Buctouche and Moncton Ry.	West two miles to Moncton.
1892	55-56 Vic., c. 5.		Revote of \$35,380.
1901	1 Edw. VII., c. 7.	Bruce Mines and Algoma Ry. Co.	Bruce Lake Station to at or near Rock Lake.
1885	48-49 Vic., c. 59.		Valleyfield to W. of Johnson's and to Lacolle
1886	49 Vic., c. 10.	Canada Atlantic Ry.	Terminus Ottawa to Chaudière Falls
1887	50-51 Vic., c. 24.		Clarke's Island to Valleyfield and Lacolle to International Boundary
1874	37 Vic., c. 14.		Bridge over St. Lawrence to Coteau.
1883	46 Vic., c. 25.	Canada Central Ry.	Pembroke to Callandar.
1884	47-48 Vic., c. 4.		To recoup town of Pembroke
1885	48-49 Vic., c. 59.		Fredericton to Miramichi River.
1886	49 Vic., c. 10.		To Boiestown
1885	48-49 Vic., c. 59.	Canada Eastern Ry.	Additional between Fredericton and Indian-town
1894	57-58 Vic., c. 4.		Indiantown to Junction with Western Ry.
1894	57-58 Vic., c. 4.		Chatham to Blackbrook and Nelson Branch
1894	57-58 Vic., c. 4.		Extension from West End towards C. P. R.
1899	62-63 Vic., c. 7.		From Nelson to main line.
1881	44 Vic., c. 1.	Canadian Pacific Ry.—Main Line	Callandar to Port Arthur and Selkirk to Kamloops.
1834	47 Vic., c. 8.		St. Martin Junction to Quebec.
1885	48-49 Vic., c. 58.	" Extension.	" additional..
1884	47 Vic., c. 8.	" "	Con. " Jacques Cartier Junc. with N. Shore..
1892	55-56 Vic., c. 5.	" "	Revelstoke to Head Arrow Lake, B.C.
1884	47 Vic., c. 8.	" "	Lethbridge, Alberta, through Crow's Nest
1897	60-61 Vic., c. 3.	" "	Pass to Nelson, B.C.
1899	62-63 Vic., c. 7.	" "	Antler Station to a point near Moose Mountain, Man.
1900	63-4 Vic., c. 8.	" "	Westerly end of Waskada Branch further westward
1901	1 Edw. VII., c. 7.	" "	Stonewall or Selkirk Branch to Icelandic River.
1897	60-61 Vic., c. 4.	Canadian Northern Railway	From Pt. Arthur, Duluth and Western Ry. to Rainy Lake, Ont.
1899	62-63 Vic., c. 7.		Fort Francis to Rainy River, Ont.
			From a point 80 miles west of Stanley Station on the Port Arthur, Duluth and Western Railway to Fort Frances.

* These Railway subsidies statements were compiled in the Department of Railways and Canals.

† 60-61 Vic., cap. 4, 62-63 Vic., cap. 7, 63-64 Vic., cap. 8, and 1st Edward VII, cap. 7, provide that (not exceeding in any case the number of miles respectively stated), which shall not cost more on the lines of railway not exceeding the mileage stated, which shall cost more on the average than \$15,000 per much of the average cost of the mileage subsidized as is in excess of \$15,000 per mile, such subsidy not

SESSIONAL PAPER No. 2

Government by the grant of *Mileage Subsidy, built or placed under contract ;* done, and the Liability existing on June 30, 1902.

DETAILS OF SUBSIDY GRANT.				POSITION OF SUBSIDY ACCOUNT, TO JUNE 30, 1902.			BALANCE OUT- STANDING.
Rate per Mile.	Number of Miles.	Total for each Work.	Total contracted for.	Cash paid.	Subsidy cancelled or lapsed.	Total Deduction from Subsidy Liability.	
\$		\$	\$	\$ cts.	\$ cts.	\$ cts.	\$ cts.
3,200	16	51,200	51,200	50,460 00	740 00	51,200 00
†	30	†	†	14,800 00	14,800 00	†
†	{ 40 50 }	†	†	380,624 00	380,624 00	†
.....	{ 70	{ 320,000 300,000 }	620,000	620,000 00	620,000 00
3,200	19·50	96,000	96,000	62,400 00	33,600 00	96,000 00
1,500	{ 6·84	10,500	22,400	21,888 00	512 00	22,400 00
1,700		11,900				
3,200	18	57,600	57,600	57,600 00	57,600 00
3,200	44·50	128,000	128,000	105,200 00	22,800 00	128,000 00
3,200	{ 30 1·75 }	{ 96,000 6,400 }	{ 102,400	101,600 00	800 00	102,400 00
†	9	†	†	†
1,600	{ 54·05	96,000	314,400	282,355 20	32,044 80	314,400 00
3,200		38,400				
3,200	120	180,000	1,525,250	1,525,250 00	1,525,250 00
15 p.c. on cost		1,440,000				
12,000	{ 109½	85,250	355,200	350,400 00	12,800 00	363,200 00
3,200		128,000				
3,200	{ 267·6	19,200	5,210,000	4,924,720 00	5,084,720 00	285,280 00
3,200		32,000					
3,200		140,800					
3,200		32,000					
3,200	620	3,200	†
†		†					
.....	1,905	25,000,000	25,000,000	25,000,000 00	25,000,000 00
.....	{ 620	960,000	5,210,000	4,924,720 00	5,084,720 00	285,280 00
6,000		340,000					
.....		200,000					
3,200	620	80,000	5,210,000	4,924,720 00	5,084,720 00	285,280 00
11,000		3,630,000					
†	{ 267·6	†	1,534,720	1,477,491 00	1,477,491 00	57,229 00
†		†					
†		†					
6,400	267·6	1,534,720	1,477,491 00	1,477,491 00	57,229 00
3,200						
6,400

The Governor in Council may grant a subsidy of \$3,200 per mile towards the construction of each railway average than \$15,000 per mile for the mileage subsidized, and towards the construction of each of the said mile for the mileage subsidized, a further subsidy beyond the sum of \$3,200 per mile of fifty per cent on so exceeding in the whole the sum of \$6,400 per mile.

2-3 EDWARD VII., A. 1903

No 1.—LIST of Railways subsidized

Year.	ACT.	RAILWAY.	DESCRIPTION OF LINE SUBSIDIZED.
1899	62-63 Vic., c. 7....	Cape Breton Ry. and Extension Co..	Fort Hawkesbury to St. Peter's, N.S.
1894	57-58 Vic., c. 4....	Cap de la Madeleine Ry.	Cap de la Madeleine to C. P. R.
1883	46 Vic., c. 25....	Caraquet Ry.	Bathurst to Caraquet.....
1884	47 Vic., c. 8....		Caraquet to Shippegan Harbour.....
1887	50-51 Vic., c. 24. }		Lower Caraquet to Shippegan.....
1889	52 Vic., c. 3....		Head of Grand Lake to I. C. R., Sussex, N.B.
1890	53 Vic., c. 2....	Central Ry. New Brunswick.....	In extension; short voted.
1894	57-58 Vic., c. 4. }		Chipman Station to Newcastle Coal Fields.
1899	62-63 Vic., c. 7. }	Central Ontario Ry.	Newcastle Coal Fields to Gibson
1899	62-63 Vic., c. 7....		From Coe Hill or Rathbun Station to Bancroft.....
1900	63-64 Vic., c. 8. }	Chateauguay and Northern Ry. ...	Bridge over East and West channels of the Rivière des Prairies.....
			Bridge over Lac Ouarean.....
1897	60-61 Vic., c. 4....	Coast Ry., Nova Scotia	From Hochelaga Ward, Montreal to point on Great Northern Ry., near Joliette....
1897	" "	Cobourg, Northumberland & Pacific Railway	Yarmouth to Port Clyde, N.S.
1887	50-51 Vic., c. 24. }	Cornwallis Valley Ry.....	Cobourg to Ontario and Quebec Ry.....
1889	52 Vic., c. 3....		Kentville to Kingsport.....
1890	53 Vic., c. 2....	Columbia and Kootenay Ry.....	Kootenay Lake to Junction of Kootenay and Columbia Rivers.....
1887	50-51 Vic., c. 24....	Cumberland Ry. and Coal Co.....	From Springhill to Oxford Village.....
1887	50-51 Vic., c. 24....	Dominion Lime Co.....	Quebec Central to Dudswell Lime Co.'s quarters
1892	55-56 Vic., c. 5....	Dominion Coal Co.....	Bridgeport to Louisbourg.....
1897	60-61 Vic., c. 4....	Dominion Eastern Ry.	Sunnybrae to County Harbour and County Harbnur Cross Roads to Guysboro, N.S.
1887	50-51 Vic., c. 24. }	Drummond County Ry.	Drummondville towards Nicolet.....
1889	52 Vic., c. 3....		To Ball's Wharf, St. Lawrence.....
1890	53 Vic., c. 2....		Drummondville to St. Rosalie.....
1892	55-56 Vic., c. 5....		Extension to Rosa'ie Island.....
1894	57-58 Vic., c. 4....	East Richelieu Valley Ry.	St. Leon rd to Chaudière Junction.....
1897	60-61 Vic., c. 4....		Moose Park to Chaudière River.....
1883	46 Vic., c. 5....	Elgin, Petitecodiac and Havelock Ry.	Iberville to St. Thomas.....
1884	47 Vic., c. 8....	Erie and Huron Ry.	Petitecodiac to Havelock Corner.....
1884	47 Vic., c. 8....	Esquimalt and Nanaimo Ry.	Wallaceburg to Sarnia.....
1889	52 Vic., c. 3....	Fredericton and St. Mary's Bridge Co.	Esquimalt and Nanaimo, B.C.....
1893	56 Vic., c. 2....	G. T. Georgian Bay and Lake Erie Ry.	To bridge St. Mary's River.....
1897	60-61 Vic., c. 4....	Grand Trunk Railway Co.....	Parkhead Station to Owen Sound.....
1900	63-64 Vic., c. 8. }		Rebuild and enlarge Victoria Bridge....
1886	49 Vic., c. 10....	Great Eastern Ry.	Yamaska to River St. Francis.....
1887	50-51 Vic., c. 24. }		St. Francis to St. Grégoire.....
1891	54-55 Vic., c. 8....		St. Grégoire towards Chaudière Junction, I. C. R.....
1889	52 Vic., c. 3....		To bridge Nicolet and St. Francis River...
1893	56 Vic., c. 2....	Great Northern Railway	St. Jérôme to New Glasgow.....
1890	53 Vic., c. 2....		New Glasgow to Montcalm.....
1884	47 Vic., c. 8....		St. Andrew's to Lachute
1886	49 Vic., c. 10....		From east end of 15 miles subsidized by 56 Vic., c. 2.....
1889	52 Vic., c. 3....	Great Northern Railway	53½ miles between Montcalm and St. Tite to junction with Lower Laurentian Ry..
1894	57-58 Vic., c. 4....		
1899	62-63 Vic., c. 7....		

+ 60-61 Vic., cap. 4, 62-63 Vic., cap. 7, 63-64 Vic., cap. 8, and 1 Edward VII., cap. 7, provide that railway (not exceeding in any case the number of miles stated), which shall not cost more on the average railway not exceeding the mileage stated, which shall cost more on the average than \$15,000 per mile for average cost of the nileage subsidized as is in excess of \$15,000 per mile, such subsidy not exceeding in

SESSIONAL PAPER No. 2

by Money Grant, &c.—Continued.

DETAILS OF SUBSIDY GRANT.				POSITION OF SUBSIDY ACCOUNT, TO JUNE 30, 1902.			BALANCE OUT- STANDING.
Rate per Mile.	Number of Miles.	Total for each Work.	Total contracted for.	Cash paid.	Subsidy cancelled or lapsed.	Total Deduction from Subsidy Liability.	
\$		\$	\$	\$ cts.	\$ cts.	\$ cts.	\$ cts.
†	30	†	†				†
3,200	2·32	9,600	9,600	7,424 00	2,176 00	9,600 00	
3,200	36	115,200	224,000	224,000 00		224,000 00	
3,200	24	76,800					
3,200	7	32,000	190,400	142,400 00		142,400 00	48,000 00
3,200	40	128,000					
3,200	4·50	14,400					
3,200	15	48,000	†				†
†	30	†					
†	21	†	†	67,200 00		67,200 00	†
		150,000	165,000				165,000 00
		15,000					
†	42	†	†	90,400 00		90,400 00	†
†	61						†
†	50						†
3,200	14	44,800	44,800	44,800 00		44,800 00	
3,200	27·75	112,000	112,000	88,800 00	23,200 00	112,000 00	
3,200	14	44,800	44,800	39,850 00	4,950 00	44,800 00	
3,200	4·80	22,400	22,400	15,360 00	7,040 00	22,400 00	
3,200	27·44	89,600	89,600	87,808 00	1,792 00	89,600 00	
†	65						
3,200	135·60	96,000	433,920	423,936 00	9,984 00	433,920 00	
3,200		14,400					
3,200		76,800					
3,200		14,720					
3,200		96,000					
†		136,000					
†	24			69,952 00		69,952 00	
3,200	12	38,400	38,400	38,400 00		38,400 00	
3,200	30	96,000	96,000	96,000 00		96,000 00	
Bulk.	71	750,000	750,000	750,000 00		750,000 00	
Bonus.	1·33	30,000	30,000	30,000 00		30,000 00	
3,200	12·42	48,000	48,000	39,744 00	8,256 00	48,000 00	
Bulk.		500,000	500,000	500,000 00		500,000 00	
3,200	12·50	32,000	229,500	40,345 00	189,155 00	229,500 00	
3,200		96,000					
3,200		64,000					
Bulk.		37,500					
3,200		32,000					
3,200		57,600					
3,200		22,400					
		70,400					
		169,952					
†		111,872					

the Governor General in Council may grant a subsidy of \$3,200 per mile towards the construction of each than \$15,000 per mile for the mileage subsidized, and towards the construction of each of the said lines of the mileage subsidized, a further sum beyond the sum of \$3,200 per mile of fifty per cent on so much of the the whole the sum of \$6,400 per mile.

2-3 EDWARD VII., A. 1903

No. 1.—LIST of Railways subsidized

Year.	ACT.	RAILWAY.	DESCRIPTION OF LINE SUBSIDIZED.
1897	60-61 Vic., c. 4.	Gulf Shore Ry	{ St. Jérôme, Que., to Hawkesbury, Ont. Bridge over Ottawa River at Hawkesbury
1899	62-63 Vic., c. 7.		{ St. el bridge and viaduct at Maskinongé River. Bridge across Rivière du Loup " St. Maurice River.
1894	57-58 Vic., c. 84.		{ Branch from main line to Shawinigan Falls From point on Carquet Ry. near Pokenouche towards Tracadie
1897	60-61 Vic., c. 4.		{ From above section to Big Tracadie, N.B.
1887	50-51 Vic., c. 24.		{ Campbellville and C. P. R. to Guelph
1894	57-58 Vic., c. 4.		{ Harvey Branch Ry South terminus of Albert Ry. to Harvey.
1886	49 Vic., c. 24.		{ Hereford Ry. Balance revoted, \$4,046.43
1889	52 Vic., c. 3.		{ Hereford to International Ry.
1883	46 Vic., c. 25.		{ International Ry Cookshire to Quebec Central at Dudswell.
1897	60-61 Vic., c. 4.		{ Inverness and Richmond Ry Sherbrooke to International Boundary.
1884	47 Vic., c. 3.	Iroindale, Bancroft and Ottawa Ry.	{ Pt. Hawkesbury to Pt. Hoodand Broad Cove Victoria Branch of Midland Ry. to Bancroft
1893	56 Vic., c. 2.		{ Revote lapsed; balance, \$145,000
1886	49 Vic., c. 10.	Joggings Ry. Co	{ McCann Station to Joggins
1887	50-51 Vic., c. 24.		{ From north end towards wharf
1884	47 Vic., c. 3.	Kingston and Pembroke	{ Mississippi to Penbrooke
1883	46 Vic., c. 25.		{ Napanee to Tamworth
1886	49 Vic., c. 10.	Kingston, Napanee and Western Ry	{ Tamworth to Tweed
1887	50-51 Vic., c. 24.		{ North end of section surveyed to Tweed
1889	52 Vic., c. 3.		{ At or near Harrowsmith to Sydenham
1892	55-56 Vic., c. 5.		{ Yarker to Harrowsmith
1892	55-56 Vic., c. 5.		{ Extension to Co. of Hastings and Iron Deposit fields
1901	1 Ed. VII, c. 7		{ Kootenay and Arrowhead Ry.
1886	49 Vic., c. 10.	L'Assomption Ry	{ Duncan Lake towards Lardo or Arrow Lake, B.C., or from Lardo to Arrow Lake
1887	50-51 Vic., c. 24.		{ L'Assomption to L'Epiphanie.
1892	55-56 Vic., c. 2.	Lake Erie and Detroit River Ry.	{ Walkerville to Cedar Creek
1899	62-63 Vic., c. 7.		{ Cedar Creek to Ridgetown. Ridgetown to St. Thomas
1885	48-49 Vic., c. 59.	Lake Temiscamingue Ry.	{ Long Sault to foot of Lake Temiscamingue.
1887	50-51 Vic., c. 24.		{ Revote for construction of wharfs
1894	57-58 Vic., c. 4.		{ Mattawa to Lake Kippewa
1894	57-58 Vic., c. 4.		{ Wooden truss bridge near Mattawa Balance of 1887
1885	48-49 Vic., c. 59.	Leamington and Lake St. Clair Ry.	{ Coimber to Lake Erie
1887	50-51 Vic., c. 24.		{ Extension
1892	55-56 Vic., c. 5.	Lotbinière and Megantic Ry	{ St. Jean Deschailions towards Glen Loyd.
1894	57-58 Vic., c. 4.		{ An extension
1899	62-63 Vic., c. 7.	Massawippi Valley Ry. Co	{ Extension to Stanstead Plain, Que
1899	62-63 Vic., c. 7.		{ Windsor, N.S., to Truro
1885	57-58 Vic., c. 59.	Montreal and Sorel Ry., now South Shore Ry.	{ St. Lambert to Sorel
1890	53 Vic., c. 2.		{ To complete line
1899	62-63 Vic., c. 7.		{ Bridge over Richelieu River at Sorel
1900	63-64 Vic., c. 8.		{ " Yamaska River at Yamaska
1885	48-49 Vic., c. 59.		{ Sorel Junction along south shore to Lotbinière.
1887	50-51 Vic., c. 24.	Montreal and Champlain Junction Ry.	{ Brossseau to Dundee
1888	51 Vic., c. 3.		{ Salmon River to Port Covington From end of subsidized line.

+ 60-61 Vic., cap. 4, 62-63 Vic., cap. 7, 63-64 Vic., cap. 8 and 1 Edward VII., cap. 7, provide that the exceeding in any case the number of miles respectively stated), which shall not cost more on the average railway not exceeding the mileage stated, which shall cost more on the average than \$15,000 per mile for the average cost of the mileage subsidized as is in excess of \$15,000 per mile, such subsidy not exceeding in

SESSIONAL PAPER No. 2

by Money Grant, &c.—Continued.

DETAILS OF SUBSIDY GRANT.				POSITION OF SUBSIDY ACCOUNT, TO JUNE 30, 1902.			BALANCE OUT-STANDING.
Rate per Mile.	Number of Miles.	Total for each Work.	Total contracted for.	Cash paid.	Subsidy cancelled or lapsed.	Total Deduction from Subsidy Liability.	
§		§	§	§ cts.	§ cts.	§ cts.	§ cts.
15 p. c. on amount expended.	150.09	52,500	590,989	520,011 11	18,477 89	538,489 00	52,500 00
15 p. c. on amount expended. not exceed'g		46,425					
+		27,840					
3,200	17½	38,400	38,400	53,699 20		53,699 20	
+							+
3,200	15.25	51,200	51,200	46,000 00	5,200 00	51,200 00	
3,200	3	9,600	9,600	5,553 57	4,046 43	9,600 00	
3,200	48.50	108,800	156,800	155,200 00	1,600 00	156,800 00	
3,200		48,000					
3,200	49	156,800	156,800	156,800 00		156,800 00	
+	53			219,600 00		219,600 00	+
3,200	50	160,000	160,000	144,000 00		144,000 00	
3,200	12.00	38,400	42,400	37,500 00	4,900 00	42,400 00	
3,200		4,000					
3,200	15	48,000	48,000	48,000 00		48,000 00	
3,200	61.35	268,400	268,400	208,732 80	59,667 20	268,400 00	
+	30						+
3,200	3.50	11,200	11,200	11,200 00		11,200 00	
3,200	128.05	118,400	342,400	475,851 00	3,669 00	479,520 00	+
3,200		224,000					
+							
		25,600					
		27,160					
4,950	45.84	247,560	327,700	310,335 95	17,364 05	327,700 00	
15 p. c.		15,000					
		12,440					
3,200	16	44,800	51,200	51,200 00		51,200 00	
3,200		6,400					
3,200	30	48,000	96,000	96,000 00		96,000 00	
3,200		48,000					
3,200	1.68	5,376	5,376	5,376 00		5,376 00	
+	58			170,264 00		170,264 00	+
1,600	44.67	72,000					
Bulk.		40,000					
15 p. c. on amount expended		35,000	247,000	213,047 76	2,078 00	215,125 76	+
		50,000					
+	82						
		50,000					
500	60	30,000	103,600	103,600 00		103,600 00	
	20	64,000					
3,200	3	9,600					

Governor in Council may grant a subsidy of \$3,200 per mile towards the construction of each railway (not than \$15,000 per mile for the mileage subsidized, and towards the construction of each of the said lines of the mileage subsidized, a further subsidy beyond the sum of \$3,200 per mile of fifty per cent on so much of the whole the sum of \$6,400 per mile.

2-3 EDWARD VII., A. 1903

No. 1.—LIST of Railways subsidized

Year.	ACT.	RAILWAY.	DESCRIPTION OF LINE SUBSIDIZED.
1887 50-51 Vic., c. 24.	}	Montreal and Ottawa Ry.	Vaudreuil to Hawkesbury
1894 57-58 Vic., c. 4.			Revote of \$22,400 lapsed
1894 57-58 Vic., c. 4.			From west end towards Ottawa.
1890 53 Vic., c. 2.	}	Montreal and Western Ry.	St. Jerome towards the Désert
1886 49 Vic., c. 10.			St. Felix to Lake Maskinongé
1890 53 Vic., c. 2.	}	Montreal and Lake Maskinongé Ry.	In extension
1893 56 Vic., c. 2			Lachute to St. Jerome
1894 57-58 Vic., c. 4.			End of 21 miles already subsidized westward to Rouge River.
1897 60-61 Vic., c. 4.	}	Montfort Colonization Ry.	Montfort Junction to Arundel
1901 1 Ed. VII., c. 7.			Farnham to Frelighsburg, Que.
1900 63-64 Vic., c. 8.	}	Middleton and Victoria Beach Ry.	Bridgetown to Victoria Beach, N.S.
1894 57-58 Vic., c. 4.			Nakusp and Slocan.
1885 48-49 Vic., c. 59.	}	New Brunswick and P. E. Island	Sackville to near Cape Tormentine.
1892 55-56 Vic., c. 5.			New Glasgow Iron and Coal Co. Ry.
1882 45 Vic., c. 14.	}	Northern and Pacific Junction Ry.	Gravenhurst to Callandar.
1883 46 Vic., c. 25.			Additional
1887 50-51 Vic., c. 24.	}	Nova Scotia Central Ry.	Lunenburg to New Germany, also to railway wharf at Bridgewater.
1888 51 Vic., c. 3.			Revote of \$4,500.
1893 56 Vic., c. 2.			From a point on Central Ry. at New Germany to Liverpool.
1899 62-63 Vic. c. 7.	}	Nova Scotia Southern Ry.	Indian Gardens to Shelburne.
1892 55-56 Vic., c. 25.			Belmont Iron Mines to C.P.R. and Central Ontario
1893 56 Vic., c. 2.	}	Oshawa Railway Co.	Port Oshawa to Mill Street to Town Hall to G.T.R. station.
1890 53 Vic., c. 2.			Eastman to Kingsbury.
1889 52 Vic., c. 3.	}	Ottawa, Northern and Western Ry.	Hull station towards Désert.
1893 56 Vic., c. 2.			"
1899 62-63 Vic. c. 7.	}	"	In and through Hull.
1892 55-56 Vic., c. 5.			Point on C.P.R. to Eganville.
1897 60-61 Vic., c. 4.	}	Ottawa, Arnprior and Parry Sound Ry. Co.	Eganville to Barry's Bay
1897 60-61 Vic., c. 4.			Barry's Bay to N. Pacific Junction Ry.
1897 60-61 Vic., c. 4.	}	Ottawa and New York.	From the crossing of N. Pacific Junction Ry. to 52 miles west of Barry's Bay and across Parry's Island.
1897 60-61 Vic., c. 4.			Corwall to Ottawa
1889 52 Vic., c. 3.	}	Parry Sound Colonization Co.	Bridge over St. Lawrence at Cornwall.
1894 57-58 Vic., c. 4.			Parry Sound to Sandridge
1893 56 Vic., c. 2.	}	Pontiac Pacific Junction.	Revote of lapsed balance.
1894 57-58 Vic., c. 4.			Hull to Aylmer
1894 57-58 Vic., c. 4.	}	Pontiac Pacific Junction and Ottawa and Gatineau Ry.	Aylmer to Pembroke
1897 60-61 Vic., c. 4.			Bridging Ottawa at Culbute and line to Pembroke.
1897 60-61 Vic., c. 4.	}	Pontiac Pacific Junction and Ottawa and Gatineau Ry.	Revote of lapsed balance \$114,272.
1900 63-64 Vic., c. 8.			Interprovincial bridge, Ottawa River.
1892 55-56 Vic., c. 5.	}	Philipsburg Junction Ry.	Stanbridge to Philipsburg (revote of \$2,912, 57-58 Vic., c. 4, 1894, unexpended balance)
1889 52 Vic., c. 3.			To government wharf at Philipsburg
1888 51 Vic., c. 3.	}	Pontiac and Renfrew Ry.	Braeside to Pontiac Pacific Junction
1897 60-61 Vic., c. 4.			Port Arthur to Flint Lake
1884 47 Vic., c. 8.	}	Pembroke Southern Ry.	Pembroke to Golden Lake.
1888 51 Vic., c. 3.			Beauce Junction towards boundary.
1894 57-58 Vic., c. 4.	}	Quebec Central Ry.	From point on Tring Station to point on I.C.R. near Lake Megantic.

+ 60-61 Vic., cap. 4, 62-63 Vic., cap. 7, 63-64 Vic., cap. 8, and 1 Edward VII., c. 7, provide that the exceeding in any case the number of miles respectively stated), which shall not cost more on the average railway not exceeding the mileage stated, which shall cost more on the average than \$15,000 per mile for average cost of the mileage subsidized as is in excess of \$15,000 per mile, such subsidy not exceeding in the

SESSIONAL PAPER No. 2

by Money Grant, &c.—Continued.

DETAILS OF SUBSIDY GRANT.				POSITION OF SUBSIDY ACCOUNT, TO JUNE 30, 1902.			BALANCE OUT- STANDING.
Rate per Mile.	Number of Miles.	Total for each Work.	Total contracted for.	Cash paid.	Subsidy cancelled or lapsed.	Total Deduction from Subsidy Liability.	
\$		\$	\$	\$ cts.	\$ cts.	\$ cts.	\$ cts.
3,200	60	96,000	192,000	192,000 00		192,000 00	
3,200		96,000					
5,161	70	361,270	361,270	361,270 00		361,270 00	
3,200		32,000					
3,200	12 90	10,200	42,200	41,280 00	920 00	42,200 00	
3,200		67,200					
3,200	33	38,400	171,600	167,440 00	10,160 00	177,600 00	
2,000		66,000					
+	19	+	+	58,560 00		58,560 00	
+	30	+	+				+
3,200	38	121,600	121,600	117,760 00	3,840 00	121,600 00	
3,200	35 45	118,400	118,400	113,440 00	4,960 00	118,400 00	
3,200	12 45	40,000	40,000	39,840 00	160 00	40,000 00	
6,000	110	600,000	1,320,000	1,320,000 00		1,320,000 00	
6,000		660,000					
3,200	73 50	108,800	256,000	235,200 00	20,800 00	256,000 00	
3,200		147,200					
+	97	+	+				+
+							
3,200	10	32,000	32,000	30,720 00	1,280 00	32,000 00	
3,200	7	22,400	22,400	22,400 00		22,400 00	
3,200	26 50	99,200	99,200	84,800 00	14,400 00	99,200 00	
	86	320,000	320,000	292,320 00	35,872 00	292,320 00	
		+					
+	4	+	+				
3,200			70,400				
3,200	163	96,000	779,712	779,712 00		779,712 00	
4,800		264,000					
+	53 87 1/2	349,312	90,000	262,384 00		262,384 00	
+							
3,200	47 75	128,000	192,000	152,800 00	39,200 00	192,000 00	
		64,000					
3,200	70	24,000	313,100	193,578 00	5,250 00	198,828 00	114,272 00
3,200		257,600					
Bulk.		31,500					
15 p. c. on amt exp'd.		212,500 00	212,500 00	212,500 00		212,500 00	
3,200	8 06	23,712	23,712	23,712 00		23,712 00	
+		+	+	+		+	
3,200	4 25	19,200	19,200	13,600 00	5,600 00	19,200 00	
3,200	84 75	271,200	271,200	271,200 00		271,200 00	
3,200	20	64,000	64,000 00	64,000 00		64,000 00	
3,200	74 86	60,342	348,342	348,342 00		348,342 00	
3,200		288,000					

Governor in Council may grant a subsidy of \$3,200 per mile towards the construction of each railway (not than \$15,000 per mile for the mileage subsidized, and towards the construction of each of the said lines of the mileage subsidized, a further sum beyond the sum of \$3,200 per mile of fifty per cent on so much of the whole the sum of \$6,400 per mile.

SESSIONAL PAPER No. 2

by Money Grant, &c.—*Concluded.*

DETAILS OF SUBSIDY GRANT.				POSITION OF SUBSIDY ACCOUNT. TO JUNE 30, 1902.			BALANCE OUT-STANDING.
Rate per Mile.	Number of Miles.	Total for each Work.	Total contracted for.	Cash paid.	Subsidy cancelled or lapsed.	Total Deduction from Subsidy Liability.	
\$		\$	\$	\$ cts.	\$ cts.	\$ cts.	\$ cts.
3,200		384,900					
3,200		80,000					
3,200		96,000					
Bulk.		186,295					
3,200	245·85	28,800	1,009,895	1,006,743 50	3,151 50	1,009,895 00	
3,200		96,000					
3,200		64,000					
3,200		30,000					
3,200		38,400					
		6,400					
		1,000,000	1,000,000	242,000 00		242,000 00	758,000 00
3,200	30	96,000	96,000	96,000 00		96,000 00	
†	40			46,930 00		46,930 00	†
3,200	51	163,200	163,200	163,200 00		163,200 00	
3,200	17	54,400	54,400	54,400 00		54,400 00	
3,200	12	38,400	38,400	38,400 00		38,400 00	
Bulk.	2·23	375,000	375,000	375,000 00		375,000 00	
	38·85	217,600	217,600	217,600 00		217,600 00	
3,200	7	22,400	22,400	22,400 00		22,400 00	
3,200	33·51	57,600	82,624	149,481 60	17,622 40	167,104 00	
3,200		25,024					
†	4·64	†	†	†			
3,200		11,200	14,848	14,848 00	14,848 00		14,848 00
†		3,648					
2,500	30	75,000	75,000	75,000 00		75,000 00	
†	20	†	†				†
†	15	†	†				†
	6·33	54,400	54,400	29,840 00	30,000 00	59,840 00	
†							†
	112·95	240,000	670,800	645,950 00	24,850 00	670,800 00	
		258,000					
		100,000					
		51,200					
3,200	19·41	21,600	51,200	69,271 48		69,271 48	
3,200		51,200					
†		†	†				†
†	52·80	†	†				†
	27·88	134,016	134,016	134,016 00		134,016 00	
3,200	4·58	16,000	16,000	14,656 00	1,344 00	16,000 00	
3,200	65	102,400	204,800	188,816 00	15,984 00	204,800 00	
3,200		102,400					
3,200	10·25	35,200	35,200	32,800 00	2,400 00	35,200 00	
Bulk.	20	500,000	500,000	500,000 00		500,000 00	
3,200	80	256,000	256,000	256,000 00		256,000 00	
†	6	†	†	18,336 00		18,336 00	
				50,753,725 17	704,646 27	51,422,499 44	

in Council may grant a subsidy of \$3,200 per mile towards the construction of each railway (not exceeding per mile for the mileage subsidized, and towards the construction of each of the said lines of railway not subsidized, a further subsidy beyond the sum of \$3,200 per mile of fifty per cent on so much of the average the sum of \$6,400 per mile.

No. 2.—STATEMENT showing Railways receiving Cash Subsidies (not included in Statement No. 1), of fixed amounts payable Annually or Semi-annually for fixed periods of years, or interest in place of or until the Capital granted be paid.

Year.	Designation of Act.	Succession No. on list of Subsidy Grants.	Description of Lines Subsidized.	Constructed.	Not constructed.	Miles subsidized.	Amount of Instalment.	Dates when payment is to commence, viz.: Six months after the Engineer signs the Certificate to the work.	No. of Instalments paid to date.	Total amount paid to end of fiscal year 1902.
				Miles.	Miles.	Miles.				\$
1885	48-49 Vic., c. 58	61	International Railway Co. (Atlantic and Northwestern), Montreal to Harbour of St. John and Halifax	252	...	252	\$93,300.00 per ½ year for 20 years.	June 30, 1889	26	2,425,800
1890	53 Vic., c. 2...	171, 198, 239	Kingston, Smith's Falls and Ottawa Railway Co.	56	56	56	6,267.00	20 "	...	Nil.
1892	54-55 Vic., c. 8.		Provincial Govt. of Quebec, Montreal to Quebec (\$954,000)	159	...	279	*59,850.00	Jan. 7, 1884...	35	2,094,750
1884	47 Vic., c. 8.	18, 19	Provincial Govt. of Quebec, Montreal to Ottawa (\$1,440,000)	120	...	56				
			Total	531	56	587				
			Grand total miles subsidized							

* Annual interest at 5 per cent. Subsidy still due.


SESSIONAL PAPER No. 2

No. 3.—STATEMENT showing Railways subsidized by the Grant of Loans.

Succession No. of subsidy grant.	Year.	Designation of Act.	Description of Lines Subsidized.	Amount of authorized Loan.		Amount of Loan paid to the Company.		Amount of Loan undrawn.	
				\$	cts.	\$	cts.	\$	cts.
<i>Loans.</i>									
95	1886	49 Vic., c. 10. . .	Albert Railway Company, Salisbury to Hopewell	15,000		14,725	56	274	44
167	1889	52 Vic., c. 3. . . .	Fredericton and St. Mary's Bridge Company	300,000		300,000	00		
17	1883	46 Vic., c. 26. . . .	St. John Bridge and Railway Extension Company	500,000		433,900	00	66,100	00

No. 4.—STATEMENT showing Railways subsidized by the Grant of certain used Iron Rails valued at the amount set forth and by special Act.

Succession No. of subsidy grant.	Year.	Designation of Act.	—	Tons of used Rails.	—		Paid.		Standing in Public Accounts as an Asset.	
					\$	cts.	\$	cts.		\$
143	1888	51 Vic., c. 3. . . .	Central Ry. Co. of New Brunswick	4,052	83,612	54	83,612	54		
144				2,201	44,252	82	44,252	82		
145				2,549	58,334	27			58,334	27
146				233	4,335	00			4,335	00
147				597	11,964	66			11,964	66
148				726	14,665	45			14,665	45
149				958	24,439	84	24,439	84		
				52	1,056	61			1,056	61
		Total		242,661	19	152,305	20	90,355	99	
185	1889	52 Vic., c. 5. . . .	Special Act.—Qu'Appelle, Long Lake and Saskatchewan Rail and Steamboat Co.							
230	1890	52 Vic., c. 5. . . .	Special Act.—Calgary and Edmonton Railway Co.							
1895	58-9 Vic., c. 8. . . .	Special Act—	Lake Manitoba Ry. and Canal Co.							
			Winnipeg Great Northern Ry. Co.							



PART II

REVENUE STATEMENTS

No.

STATEMENT of the Revenue arising from the Customs Duties, &c., of Canada, for

Dr.

PROVINCE OF

Balance at Dr. on July 1, 1901.	Balance at Cr. on July 1, 1901.	Customs Duties.	Bonding Warehouse Fees.	Warehouse Storage Fees.	Sundries.	Total Receipts, including Columns Nos. 1, 2 and 3.	Total.
			1	2	3		
\$ cts.	\$ cts.	\$ cts.	\$ cts.	\$ cts.	\$ cts.	\$ cts.	\$ cts.
	0 01	28,815 58				28,815 38	28,815 37
296 63		67,958 48	80 00			68,038 48	68,335 11
6,708 42		131,698 71	80 00			131,778 71	138,487 13
	0 09	10,546 06				10,546 06	10,545 97
	58 40	213,887 19	80 60			213,967 19	213,908 29
	0 05	150,346 85				150,346 85	150,346 80
		111,691 83				111,691 83	111,691 83
		19,763 75				19,763 75	19,763 75
	0 02	28,002 33				28,002 33	28,002 31
		42,550 46				42,550 46	42,550 46
		19,198 92				19,198 92	19,198 92
	0 27	285,349 75	48 00			285,397 75	285,397 48
		237,667 97	50 01			237,717 98	237,717 98
		66,181 54				66,181 54	66,181 54
3,178 70		20,591 61				20,591 61	23,770 31
35 71		47,004 46	10 00			47,014 46	47,050 17
		113,243 34				113,243 34	113,243 34
1,492 01		839,877 56	440 00		9 85	840,327 41	841,819 42
		16,764 49				16,764 49	16,764 49
		29,030 87				29,030 87	29,030 87
		149,730 60	62 00			149,792 60	149,792 60
		26,879 51				26,879 51	26,879 51
1,165 19		719,705 31	270 00			719,975 31	721,140 50
		26,585 36				26,585 36	26,585 36
		4,766 04				4,766 04	4,766 04
324 55		9,841 83				9,841 83	10,166 38
164 84		128,487 46	21 00			128,508 46	128,673 30
		27,734 93				27,734 93	27,734 93
		716,909 65	480 00	10 00		717,399 65	717,399 65
1,841 48		38,628 35	40 00			38,668 35	40,509 83
		23,177 44				23,177 44	23,177 44
		36,277 54				36,277 54	36,277 54
2,821 35		147,353 49	40 00			147,393 49	150,214 84
		17,139 07				17,139 07	17,139 07
	0 10	46,661 95	40 00			46,701 95	46,701 85
		92,427 95	40 00			92,467 95	92,467 95
		10,367 19	40 00			10,407 19	10,407 19
		152,870 45	41 00			152,911 45	152,911 45
1,881 26		212,124 84	5 00			212,129 84	214,011 10
		250,671 66	60 00			250,731 66	250,731 66
524 02		486,449 09				486,449 09	486,973 11
	5 00	33,889 54	7 00			33,896 54	33,891 54
526 59		131,979 70	60 00			132,039 70	132,566 29
3,902 58		6,003,510 64	879 67	2,685 53	158 48	6,007,234 32	6,011,136 90
		18,107 96				18,107 96	18,107 96
		13,042 72				13,042 72	13,042 72
	3 95	9,136 84				9,136 84	9,132 89
	0 03	494,108 98	100 00			494,208 98	494,208 95
		68,604 99				68,604 99	68,604 99
24,863 33	68 42	12,577,342 63	2,973 68	2,695 53	168 33	12,583,180 17	12,607,975 98

SESSIONAL PAPER No. 2

1.

the Year ended June 30, 1902, and the Expenses of the Collection, &c., thereon.

ONTARIO.

CR.

Ports.	Balance at Dr. on June 30, 1902.	Balance at Cr. on June 30, 1902.	Total Deposited to Credit of Receiver General.	Totals.	Memorandum of Expenses of Collection.
	\$ cts.	\$ cts.	\$ cts.	\$ cts.	\$ cts.
Amherstburg		0 01	28,815 38	28,815 37	4,094 69
Belleville	296 63		68,038 48	68,335 11	4,093 20
Berlin	6,708 42		131,778 71	138,487 13	2,873 32
Bowmanville		0 09	10,546 06	10,545 97	1,643 49
Brantford		58 90	213,967 19	213,908 29	3,197 77
Brockville		0 55	150,347 35	150,346 80	4,524 70
Chatham			111,691 83	111,691 83	5,245 65
Cobourg			19,763 75	19,763 75	3,609 14
Collingwood		0 02	28,002 33	28,002 31	2,204 63
Cornwall			42,550 46	42,550 46	2,926 06
Deseronto			19,198 92	19,198 92	1,069 67
Fort Erie		0 27	285,397 75	285,397 48	8,048 27
Fort William			237,717 98	237,717 98	1,739 10
Galt			66,181 54	66,181 54	2,195 47
Gananoque	3,178 70		20,591 61	23,770 31	1,795 15
Goderich	35 71		47,014 46	47,050 17	4,688 70
Guelp			113,243 34	113,243 34	3,552 00
Hamilton	1,492 01		840,327 41	841,819 42	28,326 70
Hope			16,764 49	16,764 49	1,919 96
Ingersoll			29,030 87	29,030 87	1,562 85
Kingston			149,792 60	149,792 60	11,753 62
Lindsay			26,879 51	26,879 51	920 95
London	1,165 19		719,975 31	721,140 50	15,519 25
Midland			26,585 36	26,585 36	1,292 36
Morrisburg			4,766 04	4,766 04	1,630 07
Napanee	299 55		9,866 83	10,166 38	1,431 42
Niagara Falls	164 84		128,508 46	128,673 30	17,740 79
Oshawa			27,734 93	27,734 93	1,482 63
Ottawa			717,399 65	717,399 65	20,365 75
Owen Sound	1,841 68		38,668 15	40,509 83	2,986 72
Paris			23,177 44	23,177 44	1,726 12
Parry Sound			36,277 54	36,277 54	2,275 14
Peterboro'	2,821 35		147,393 49	150,214 84	2,509 30
Pictou			17,139 07	17,139 07	1,393 65
Port Arthur		0 10	46,701 95	46,701 85	3,128 46
Prescott			92,477 95	92,467 95	6,564 46
Rat Portage			10,407 19	10,407 19	1,479 35
St. Catharines			152,911 45	152,911 45	5,870 15
St. Thomas	1,881 26		212,129 84	214,011 10	3,647 57
Sarnia			250,731 66	250,731 66	9,554 72
Sault Ste. Marie	524 02		486,449 09	486,973 11	11,811 79
Simcoe			33,891 54	33,891 54	3,182 30
Stratford	526 89		132,039 40	132,566 29	4,919 70
Toronto	3,902 58		6,007,234 32	6,011,136 90	87,707 69
Trenton			18,107 96	18,107 96	751 15
Wallaceburg			13,042 72	13,042 72	2,190 01
Whitby		3 95	9,136 84	9,132 89	1,298 01
Windsor		0 03	494,208 98	494,208 95	16,097 82
Woodstock			68,604 99	68,604 99	3,374 67
Totals	24,838 83	63 92	12,583,200 17	12,607,975 08	333,866 14

2-3 EDWARD VII., A. 1903

No. 1.--STATEMENT of the Revenue arising from the CUSTOMS DUTIES, &c.,

PROVINCE OF

Balance at Dr. on July 1, 1901.	Balance at Cr. on July 1, 1901.	Customs Duties.	Bonding Warehouse Fees.	Warehouse Storage Fees.	Sundries.	Total Receipts, including Columns Nos. 1, 2 and 3.	Total.
			1	2	3		
\$ cts.	\$ cts.	\$ cts.	\$ cts.	\$ cts.	\$ cts.	\$ cts.	\$ cts.
		4,649 90	1 00			4,650 90	4,650 90
		8,256 08				8,256 08	8,256 08
		3,757 82			0 50	3,758 32	3,758 32
	2 60	1,713 44				1,713 44	1,710 84
		7,598 56				7,598 56	7,598 56
10 00		1,265 17				1,265 17	1,275 17
	0 15	10,041,662 05	2,674 66	2,847 56	407 34	10,047,591 61	10,047,591 46
	4 22	8,889 50	40 00			8,929 50	8,925 28
		1,021 98				1,021 98	1,021 98
		1,096,658 58	800 00	285 88	68 60	1,097,813 06	1,097,813 06
10 00		1,331 20				1,331 20	1,341 20
		5,006 39				5,006 39	5,006 39
	0 10	45,468 80	80 00			45,548 80	45,548 70
		119,549 56	160 00			119,709 56	119,709 64
1,577 56		168,534 64	88 00			168,622 64	170,200 20
		17,120 57	40 00			17,160 57	17,160 57
		21,834 22	54 00			21,888 22	21,888 22
	0 04	68,005 86	140 00			68,145 86	68,145 82
		52,790 08	40 00			52,830 08	52,830 08
1,597 64	7 11	11,675,114 40	4,117 66	3,133 44	476 44	11,682,841 94	11,684,432 47

PROVINCE OF

303 15		4,616 75				4,616 75	4,919 90
		13,172 51	40 00			13,212 51	13,212 51
		9,902 41				9,902 41	9,902 41
		41,352 45				41,352 45	41,352 45
	0 53	38,786 08	40 00			38,826 08	38,825 55
	25 03	8,963 19				8,963 19	8,938 16
		5,629 21				5,629 21	5,629 21
		1,055,348 97	420 00		79 40	1,055,848 37	1,055,848 37
0 10		61,183 44	80 00			61,263 44	61,263 54
56 42		16,833 46				16,833 46	16,889 88
359 67	25 56	1,255,788 47	580 00		79 40	1,256,447 87	1,256,781 98

SESSIONAL PAPER No. 2

of Canada, for the Year ended June 30, 1902, &c.—Continued.

QUEBEC.

Ports.	Balance at Dr. on June 30, 1902.	Balance at Cr. on June 30, 1902.	Total Deposited to Credit of Receiver General.	Totals.	Memorandum of Expenses of Collection.
	\$ cts.	\$ cts.	\$ cts.	\$ cts.	\$ cts.
Abercorn			4,650 90	4,650 90	1,287 46
Coaticook			8,256 08	8,256 08	4,378 38
Cookshire			3,758 32	3,758 32	2,934 69
Gaspé		2 60	1,713 44	1,710 84	1,251 69
Hemmingford			7,598 56	7,598 56	3,018 48
Mansonville	10 00		1,265 17	1,275 17	2,388 47
Montreal		0 05	10,047,591 51	10,047,591 46	156,068 39
Paspebiac		4 22	8,929 50	8,925 28	1,845 00
Percé			1,021 98	1,021 98	1,111 74
Quebec			1,097,813 06	1,097,813 06	43,479 30
Rimouski	10 00		1,331 20	1,341 20	734 64
St. Armand			5,006 39	5,006 39	2,257 08
St. Hyacinthe		0 10	45,548 80	45,548 70	2,472 14
St. John's	0 08		119,709 56	119,709 64	6,164 15
Sherbrooke	1,577 56		168,622 64	170,200 20	6,299 48
Sorel			17,160 57	17,160 57	604 90
Stanstead	0 60		21,887 62	21,888 22	4,130 00
Three Rivers		0 04	68,145 86	68,145 82	1,615 20
Valleyfield			52,830 08	52,830 08	613 15
Totals	1,598 24	7 01	11,682,841 24	11,684,432 47	242,654 34

NEW BRUNSWICK.

Bathurst	303 15		4,616 75	4,919 90	2,949 13
Chatham			13,212 51	13,212 51	4,701 39
Dalhousie			9,902 41	9,902 41	2,204 51
Fredericton			41,352 45	41,352 45	3,125 75
Moncton		0 53	36,826 08	38,825 55	6,377 22
Newcastle		25 03	8,963 19	8,938 16	1,827 86
Sackville			5,629 21	5,629 21	1,545 76
St. John			1,055,848 37	1,055,848 37	45,862 49
St. Stephen	0 10		61,263 44	61,263 54	11,428 52
Woodstock	56 42		16,833 46	16,889 88	7,739 38
Totals	359 67	25 56	1,256,447 87	1,256,781 98	87,762 01

2-3 EDWARD VII., A. 1903

No. 1.—STATEMENT of the Revenue arising from the CUSTOMS DUTIES, &c.,

DR.

PROVINCE OF

Balance at Dr. on July 1, 1901.	Balance at Cr. on July 1, 1901.	Customs Duties.	Bonding Warehouse Fees.	Warehouse Storage Fees.	Sundries.	Total Receipts, including Columns Nos. 1, 2 and 3.	Total.
\$ cts.	\$ cts.	\$ cts.	\$ cts.	\$ cts.	\$ cts.	\$ cts.	\$ cts.
		62,001 08	40 00			62,041 08	62,041 08
0 48		6,544 15	40 00			6,584 15	6,584 63
		5,803 37				5,803 37	5,803 37
0 25		1,520 74				1,520 74	1,520 99
	0 30	936 62				936 62	936 32
	0 04	903 99				903 99	903 95
		2,263 54				2,263 54	2,263 54
	0 10	3,683 83				3,683 83	3,683 73
	0 02	1,503,293 23	1,420 00		100 72	1,504,813 95	1,504,813 93
1 00		18,581 43				18,581 43	18,582 43
		3,011 95				3,011 95	3,011 95
	0 92	725 36	40 00			765 36	764 44
	5 33	22,039 42	260 00			22,299 42	22,294 09
		4,107 30				4,107 30	4,107 30
		51,662 10	80 00			51,662 10	51,662 10
		25,494 79				25,509 39	25,509 39
	71 40	1,791 03			14 60	1,791 03	1,719 63
		19,163 60				19,163 60	19,163 60
		12,896 00				12,896 00	12,896 00
		2,943 77				2,943 77	2,943 77
0 47		1,369 31	60 00			1,429 31	1,429 78
		148,287 74	80 00			148,367 74	148,367 74
417 40		101,998 60	100 00			102,098 60	102,516 00
		2,722 69				2,722 69	2,722 69
		9,639 37				9,639 37	9,639 37
	2 05	56,683 90	280 00			56,963 90	56,961 85
419 60	80 16	2,069,988 91	2,400 00		115 32	2,072,504 23	2,072,843 67

PROVINCE OF

		77,176 29	80 00			77,256 29	77,256 29
	0 10	1,486,564 03	488 33		24 90	1,487,077 26	1,487,077 16
	0 10	1,563,740 32	568 33		24 90	1,564,333 55	1,564,333 45

PROVINCE OF

		67,690 30	160 00			67,850 30	67,850 30
		18,054 18	80 00			18,134 18	18,134 18
		84,573 41	93 40			84,666 81	84,666 81
		212,548 81	260 00		1 57	212,810 38	212,810 38
59 95		153,797 31	260 00		19 55	154,076 86	154,136 81
		96,578 34	140 00			96,718 34	96,718 34
		980,433 46	980 00		16 76	981,430 22	981,430 22
		740,728 97	860 00	207 14	26 02	741,822 13	741,822 13
59 95		2,354,404 78	2,833 40	207 14	63 90	2,357,509 22	2,357,569 17

PROVINCE OF PRINCE

		138,842 25	160 00	1 50		139,003 75	139,003 75
		11,424 49				11,424 49	11,424 49
		150,266 74	160 00	1 50		150,428 24	150,428 24

SESSIONAL PAPER No. 2

of Canada, for the Year ended June 30, 1902, &c.—Continued.

NOVA SCOTIA.

CR.

Ports.	Balance at Dr. on June 30, 1902.	Balance at Cr. on June 30, 1902.	Total Deposited to Credit of Receiver General.	Totals.	Memorandum of Expenses of Collection.
	\$ cts.	\$ cts.	\$ cts.	\$ cts.	\$ cts.
Amherst.....			62,041 08	62,041 08	4,236 40
Annapolis.....	0 48		6,584 15	6,584 63	2,619 66
Antigonish.....			5,803 37	5,803 37	1,428 93
Arichat.....	0 25		1,520 74	1,520 99	2,757 11
Baddeck.....		0 30	936 62	936 32	2,242 15
Barrington.....			903 95	903 95	1,415 90
Canso.....			2,263 54	2,263 54	2,463 78
Digby.....		0 10	3,683 83	3,683 73	2,371 38
Halifax.....		0 02	1,504,813 95	1,504,813 93	48,863 63
Kentville.....	1 00		18,581 43	18,582 43	3,243 18
Liverpool.....			3,011 95	3,011 95	2,103 33
Lockeport.....		0 92	765 36	764 44	675 45
Lunenburg.....		5 33	22,299 42	22,294 09	3,909 94
Middleton.....			4,107 30	4,107 30	1,265 25
New Glasgow.....			51,662 10	51,662 10	2,387 65
North Sydney.....			25,509 39	25,509 39	3,241 50
Parrsboro.....		71 40	1,791 03	1,719 63	1,605 78
Pictou.....			19,163 60	19,163 60	4,807 84
Port Hawkesbury.....			12,896 00	12,896 00	2,054 77
Port Hood.....			2,943 77	2,943 77	1,130 46
Shelburne.....	0 47		1,429 31	1,429 78	1,021 18
Sydney.....			148,367 74	148,367 74	6,055 33
Truro.....	417 40		102,098 60	102,516 00	3,500 59
Weymouth.....			2,722 69	2,722 69	2,342 50
Windsor.....			9,639 37	9,639 37	2,658 18
Yarmouth.....		2 05	56,963 90	56,961 85	7,380 89
Totals.....	419 60	80 12	2,072,504 19	2,072,843 67	117,782 76

MANITOBA.

Brandon.....			77,256 29	77,256 29	6,956 58
Winnipeg.....		0 10	1,487,077 26	1,487,077 16	37,269 33
Totals.....		0 10	1,564,333 55	1,564,333 45	44,225 91

BRITISH COLUMBIA.

Grand Forks.....			67,850 30	67,850 30	9,410 80
Kaslo.....			18,134 18	18,134 18	4,637 32
Nanaimo.....			84,666 81	84,666 81	4,991 31
Nelson.....		0 20	212,810 58	212,810 38	11,188 29
New Westminster.....	59 95		154,076 86	154,136 81	13,042 70
Rossland.....			96,718 34	96,718 34	6,116 72
Vancouver.....			981,430 22	981,430 22	26,004 03
Victoria.....			741,822 13	741,822 13	25,850 87
Totals.....	59 95	0 20	2,357,509 42	2,357,569 17	101,242 04

EDWARD ISLAND.

Charlottetown.....			139,003 75	139,003 75	14,542 14
Summerside.....			11,424 49	11,424 49	3,535 81
Totals.....			150,428 24	150,428 24	18,077 95

2-3 EDWARD VII, A. 1903

No. 1.—STATEMENT of the Revenue arising from the CUSTOMS DUTIES, &c.,

DR.

NORTH-WEST

Balance at Dr. on July 1, 1901.	Balance at Cr. on July 1, 1901.	Customs Duties.	Bonding Warehouse Fees.	Warehouse Storage Fees.	Sundries.	Total Receipts, including Columns Nos. 1, 2 and 3.	Total.
			1	2	3		
\$ cts.	\$ cts.	\$ cts.	\$ cts.	\$ cts.	\$ cts.	\$ cts.	\$ cts.
21 31	151,764 04	120 00	151,884 04	151,905 35
1 00	100,380 24	100,380 21	100,381 24
22 31	252,144 28	120 00	252,264 28	252,286 59

YUKON

.....	432,941 18	1,050 00	433,991 18	433,991 18
.....	93,800 60	122 12	93,922 72	93,922 72
.....	526,741 78	1,050 00	122 12	527,913 90	527,913 90

SESSIONAL PAPER No. 2

of Canada, for the Year ended June 30, 1902, &c.—Continued.

TERRITORIES.

CR.

Ports.	Balance at Dr. on June 30, 1902.	Balance at Cr. on June 30, 1902.	Total Deposited to Credit of Receiver General.	Totals	Memorandum of Expenses of Collection.
	§ cts.	§ cts.	§ cts.	§ cts.	§ cts.
.... Calgary	21 31	151,884 04	151,905 35	8,609 13
.... Lethbridge	1 00	100,380 24	100,381 24	5,982 33
..... Totals	22 31	252,264 28	252,286 59	14,591 46

DISTRICT.

.... Dawson	9 01	433,991 17	433,991 18	16,461 09
.... White Horse	93,922 72	93,922 72	12,231 57
.... Yukon Inspection	2,194 39
..... Totals	0 01	527,913 89	527,913 90	30,887 05

2-3 EDWARD VII., A. 1903

No. 1.—STATEMENT of the Revenue arising from the CUSTOMS DUTIES,

RECAPITU

Balance at Dr. on July 1, 1901.	Balance at Cr. on July 1, 1901.	Customs Duties.	Bonding Warehouse Fees.	Warehouse Storage Fees.	Sundries.	Total Receipts, including Columns Nos. 1, 2 and 3.	Total.
			1	2	3		
\$ cts.	\$ cts.	\$ cts.	\$ cts.	\$ cts.	\$ cts.	\$ cts.	\$ cts.
24,863 33	68 42	12,577,342 63	2,973 68	2,695 53	168 33	12,583,180 17	12,607,975 08
1,597 64	7 11	11,675,114 40	4,117 66	3,133 44	476 44	11,682,841 94	11,684,432 47
359 67	25 56	1,255,788 47	580 00	79 40	1,256,447 87	1,256,781 98
419 60	80 16	2,069,988 91	2,400 00	115 32	2,072,504 23	2,072,843 67
.....	0 10	1,563,740 32	568 33	24 90	1,564,333 55	1,564,333 45
59 95	2,354,404 78	2,833 40	207 14	63 90	2,357,509 22	2,357,569 17
.....	150,266 74	160 00	1 50	150,428 24	150,428 24
22 31	252,144 28	120 00	252,264 28	252,286 59
.....	526,741 78	1,050 00	122 12	527,913 90	527,913 90
27,322 50	181 35	32,425,532 31	14,803 07	6,037 61	1,050 41	32,447,423 40	32,474,564 55
.....	531,048 88	531,048 88	531,048 88
27,322 50	181 35	31,894,483 43	14,803 07	6,037 61	1,050 41	31,916,374 52	31,943,515 67

SESSIONAL PAPER No. 2

&c., of Canada, for the Year ended June 30, 1902—*Concluded.*

LATION.

Provinces.	Balance at Dr. on June 30, 1902.	Balance at Cr. on June 30, 1902.	Total Deposited to Credit of Receiver General.	Totals.	Memorandum of Expenses of Collection.
	\$ cts.	\$ cts.	\$ cts.	\$ cts.	\$ cts.
Ontario.....	24,838 83	63 92	12,583,200 17	12,607,975 08	333,866 14
Quebec.....	1,598 24	7 01	11,682,841 24	11,684,432 47	242,654 34
New Brunswick.....	359 67	25 56	1,256,447 87	1,256,781 98	87,762 01
Nova Scotia.....	419 60	80 12	2,072,504 19	2,072,843 67	117,782 76
Manitoba.....		0 10	1,564,333 55	1,564,333 45	44,225 91
British Columbia.....	59 95	0 20	2,357,509 42	2,357,569 17	101,242 04
Prince Edward Island.....			150,428 24	150,428 24	18,077 95
North-west Territories.....	22 31		252,264 28	252,286 59	11,591 46
Yukon District.....	0 01		527,913 89	527,913 90	30,887 05
Totals.....	27,298 61	176 91	32,447,442 85	32,474,564 55	991,089 66
ADD—Inspection, Board of Customs and Preventive Service.....					108,643 40
Miscellaneous.....					37,500 00
Unforeseen expenditures..					31 35
Board of Customs Laboratory.....					6,877 84
Cruiser 'Constance,' &c.....					27,470 99
Secret Preventive Service.....					4,411 00
LESS—Duties returned.....	\$203,398 61				
Drawbacks.....	327,650 27				
			531,048 88	531,048 88	
Grand totals.....	27,298 61	176 91	31,916,393 97	31,943,515 67	1,176,024 24

No. 1a.

STATEMENT of Receipts deposited to the Credit of the Receiver General from Chinese Immigration, for the Fiscal Year ended June 30, 1902.

Port of Fort Erie, Ont.....	\$ 500 00
Sarnia, Ont.....	1,500 00
Hemmingford, Que.....	500 00
Montreal, Que.....	13,600 00
Nanaimo, B.C.....	400 00
Rossland, B.C.....	100 00
Vancouver, B.C.....	154,405 00
Victoria, B.C.....	193,617 00
Calgary, N.W.T.....	250 00
Chief Controller.....	100 00
	\$ 364,972 00
LESS :—Refunds to Province of—	
Ontario.....	\$ 525 00
Quebec.....	862 50
British Columbia.....	86,287 50
North-west Territories.....	12 50
	\$ 87,687 50
Refunds to individuals.....	1,700 00
	\$ 89,387 50
Net receipts.....	\$ 275,584 50

No.

DR.

EXCISE REVENUE AND EXPENSES OF

Balances due July 1, 1901.	AMOUNTS ACCRUED DURING THE YEAR, INCLUDING LICENSE FEES.							
	Spirits.	Malt Liquor.	Malt.	Tobacco.	Cigars.	Acetic Acid.	Bonded Manufactures.	Other Receipts.
\$ cts.	\$ cts.	\$ cts.	\$ cts.	\$ cts.	\$ cts.	\$ cts.	\$ cts.	\$ cts.
17 55	109,706 07	50 00	4,092 17	3,102 80	2,274 00			950 00
425 86	25,677 17	150 00	12,077 91	7,363 70	23,212 17		2,550 19	940 75
	8,392 48			115 50				85 06
210 24	493,406 93	350 00	75,940 12	17,161 65	33,945 78			5,650 28
1,176 45	211,233 91	150 00	71,802 65	386,802 37	51,980 16		6,444 10	2,172 26
462 83	62,469 05	100 00	40,916 08	19,624 86	20,100 15		2,573 48	539 50
1,771 39	80,862 48	300 00	72,430 69	78,901 43	190,299 18			333 00
	262,027 73	125 00	8,021 25	39,356 78	1,105 50			211 50
	19,396 95	300 00	16,366 09	39,262 53	2,759 82			160 00
150 74	77,788 02		109 56	14,588 32	1,126 11			359 67
198 59	33,358 34	150 00	13,175 40	232 20	810 90			60 00
	20,154 26	50 00	2,170 60	3,927 50				120 00
386 84	91,982 10	100 00	20,507 40	1,210 14	4,253 10		300 00	339 79
173 41	16,640 82	100 00	17,744 92	4,671 90	7,846 20			132 50
298 40	29,815 15	250 00	53,804 90	-7,149 92	9,438 00			80 00
705 73	681,890 88	675 00	203,363 32	212,351 69	66,096 78	7,114 78	11,365 86	3,419 24
896 36	331,456 85	150 00	47,895 50	23,523 84	11,387 07		700 00	5,867 68
522 89								
7,397 28	2,556,759 19	3,000 00	660,420 56	859,547 13	426,664 92	7,114 78	23,933 63	21,451 17
28 25	51,260 73	50 00		13,624 09	8,111 59			4,748 12
8,245 44	1,340,098 19	550 00	165,795 27	1,807,431 97	289,011 41	1,747 53	10,697 22	3,949 19
552 00	454,899 25	200 00	61,858 17	115,641 26	26,466 64		3,065 85	961 40
1,724 16	153,443 01	50 00	24,909 33	167,410 69	41,297 49		300 00	68 35
698 34	145,778 36	50 00		1,158 22	11,302 60		5,041 37	1,152 70
3,295 57	60,378 77			2,262 46	6,153 02			80 00
14,583 76	2,205,788 31	900 00	252,562 77	2,107,528 69	382,342 75	1,747 53	19,104 44	10,959 76
2,402 97	133,911 23	100 00	19,150 98	99,421 42	13,298 37		1,556 87	867 45
1,442 62								
3,845 59	133,911 23	190 00	19,150 98	99,421 42	13,298 37		1,556 87	867 45
1,144 31	64,984 17	200 00	41,328 98	99,372 85	4,140 54			340 00
5,860 50				22,722 58				
7,004 81	64,984 17	200 00	41,328 98	122,095 43	4,140 54			340 00
345 30	708 39	50 00	3,945 60	50,259 80				20 00

SESSIONAL PAPER No. 2

2.

COLLECTION FOR YEAR 1901-1902.

CR.

Total Duties Accrued.	Total Debits.	Divisions.	Deposited to the Credit of the Receiver General.	Balance due June 30, 1902.	Total Credits.	Expenses of Collection
\$ cts.	\$ cts.		\$ cts.	\$ cts.	\$ cts.	\$ cts.
120,175 04	120,192 59	Belleville.	120,192 59		120,192 59	7,747 43
71,971 89	72,397 75	Brantford	72,285 14	112 61	72,397 75	8,899 23
8,592 98	8,592 98	Cornwall	8,592 98		8,592 98	1,089 75
626,454 76	626,665 00	Guelph	626,665 00		626,665 00	16,941 07
730,585 45	731,761 90	Hamilton	731,761 90		731,761 90	20,150 20
146,323 12	146,785 95	Kingston	146,785 95		146,785 95	8,042 34
423,126 78	424,898 17	London	424,898 17		424,898 17	19,126 44
310,847 76	310,847 76	Ottawa.	310,847 76		310,847 76	6,674 42
78,245 39	78,245 39	Owen Sound.	78,245 39		78,245 39	5,401 06
93,971 68	94,122 42	Perth.	94,122 42		94,122 42	7,075 30
48,316 84	48,515 43	Peterborough	48,515 43		48,515 43	3,613 94
26,422 36	26,422 36	Port Arthur.	26,422 36		26,422 36	1,160 05
118,692 53	119,079 37	Prescott	119,079 37		119,079 37	9,281 69
47,136 34	47,309 75	St. Catharines	47,309 75		47,309 75	4,747 18
100,537 97	100,836 37	Stratford.	100,836 37		100,836 37	6,429 92
1,186,309 55	1,187,015 28	Toronto	1,186,946 28	69 00	1,187,015 28	35,900 32
420,980 94	421,877 30	Windsor.	421,877 30		421,877 30	20,077 14
	522 89	Suspense Account		522 89	522 89	
		District Inspectors				6,727 21
4,558,691 38	4,566,088 66	Ontario	4,565,384 16	704 50	4,566,088 66	189,084 69
77,794 53	77,822 78	Joliette	77,822 78		77,822 78	5,453 44
3,619,210 78	3,627,496 22	Montreal	3,625,136 66	2,359 56	3,627,496 22	41,136 77
663,092 57	663,644 57	Quebec	663,328 82	315 75	663,644 57	15,346 21
387,478 87	389,203 03	Sherbrooke	389,203 03		389,203 03	6,729 43
164,483 25	165,181 59	St. Hyacinthe	165,006 80	174 79	165,181 59	9,078 67
68,874 25	68,874 25	Three Rivers	68,874 25		68,874 25	2,159 78
	3,295 57	Suspense Account		3,295 57	3,295 57	
		District Inspectors				2,961 14
4,980,934 25	4,995,518 01	Quebec	4,989,372 34	6,145 67	4,995,518 01	82,865 44
268,306 32	270,709 29	St. John	270,709 29		270,709 29	8,209 91
	1,442 62	Suspense Account		1,442 62	1,442 62	
		District Inspectors				2,994 14
268,306 32	272,151 91	New Brunswick	270,709 29	1,442 62	272,151 91	11,204 05
210,366 54	211,510 85	Halifax	211,510 85		211,510 85	11,222 92
22,722 58	22,722 58	Pictou	22,722 58		22,722 58	2,284 86
	5,860 50	Suspense Account		5,860 50	5,860 50	
233,089 12		Nova Scotia	234,233 43	5,860 50	240,093 93	13,507 78
54,983 79	55,329 09	Charlottetown, P.E.I.	55,329 09		55,329 09	2,308 70

2-3 EDWARD VII., A. 1903

Dr.

No. 2.—EXCISE REVENUE AND EXPENSES OF

Balances due July 1, 1901.	AMOUNTS ACCRUED DURING THE YEAR, INCLUDING LICENSE FEES.							
	Spirits.	Malt Liquor	Malt.	Tobacco.	Cigars.	Acetic Acid.	Bonded Manufactures.	Other Receipts.
\$ cts.	\$ cts.	\$ cts.	\$ cts.	\$ cts.	\$ cts.	\$ cts.	\$ cts.	\$ cts.
851 62	352,225 36	350 00	30,335 86	218,797 24	34,650 87	711 46	810 49
54 70	32,425 21	200 00	11,796 96	6,516 55	2,142 66	170 00
906 32	384,650 57	550 00	42,132 82	225,313 79	36,793 53	711 46	980 49
5,904 11	153,993 37	1,819 70	32,591 36	65,673 06	22,555 55	640 00
123 30	119,817 75	350 00	25,675 67	33,939 09	11,564 58	160 00
6,027 41	273,811 12	2,169 70	58,267 03	99,612 15	34,120 13	800 0
40,110 47	5,620,612 98	6,969 70	1,077,808 74	3,563,578 41	897,360 24	8,862 31	45,306 40	35,418 87
.....	64,349 18	27,090 86	58,363 62	5 25	8 42	409 84
.....	5,556,263 80	6,969 70	1,050,717 88	3,505,214 79	897,354 99	8,862 31	45,297 98	35,009 03

No. 3.
WEIGHTS AND MEASURES, 1901-1902.

BALANCE DUE BY INSPECTORS, JULY 1, 1901.			DIVISIONS.			BALANCES DUE BY INSPECTORS, JUNE 30, 1902.			Totals.	
Stamps on hand.	Cash on hand.	Other Receipts.	Stamps issued to Inspectors.	Other Receipts.	Totals.	Stamps returned or destroyed.	Deposited to the credit of the Receiver General.	Stamps on hand.		Cash on hand.
§ cts.	§ cts.	§ cts.	§ cts.	§ cts.	§ cts.	§ cts.	§ cts.	§ cts.	§ cts.	
2,942 05	230 40		2,275 00		5,447 45	13 60	4,186 55	1,247 30		5,447 45
3,246 19			10,745 00		13,991 19	25 00	9,648 46	4,317 73		13,991 19
2,520 70		55 00	6,395 00		8,970 70	1 30	6,809 26	2,160 14		8,970 70
4,373 42	313 14		6,906 00		11,792 56		6,881 29	4,911 27		11,792 56
3,182 95			7,320 00		10,502 95		7,282 42	3,220 53		10,502 95
16,465 31	543 54		33,641 00	55 00	50,704 85	39 90	34,897 98	15,856 97		50,704 85
9,112 07	645 95		12,940 00		22,698 02		11,827 09	10,870 33		22,698 02
2,617 71	823 34		2,600 00		6,041 05		4,339 46	1,664 44	37 15	6,041 05
			4,533 00		4,553 00		666 27	3,886 73		4,553 00
2,366 00			2,928 00		5,294 00	104 00	1,874 40	3,315 60		5,294 00
14,095 78	1,469 29		23,021 00		38,586 07	104 00	18,707 82	19,737 10	37 15	38,586 07
1,771 00			1,280 00		3,051 00		1,494 75	1,556 25		3,051 00
299 73			490 00		789 73	8 35	371 66	409 72		789 73
802 57	80 50		811 50		1,694 57		1,030 13	613 99	50 45	1,694 57
884 23	31 77		1,070 00		1,986 00		649 12	1,336 88		1,986 00
1,986 53	112 27		2,371 50		4,470 30	8 35	2,050 91	2,360 59	50 45	4,470 30
751 21			267 50		1,018 71		489 43	579 28		1,018 71

Belleville.
Hamilton.
Ottawa.
Toronto.
Windsor.
Ontario.
Montreal.
Quebec.
St. Hyacinthe.
Three Rivers.
Quebec.
St. John, N.B.
Cape Breton.
Halifax.
Pictou.
Nova Scotia.
Charlottetown, P.E.I.

SESSIONAL PAPER No. 2

3,727 06	4,262 50	7,989 56	Winnipeg, Man.....	4,065 50	3,923 97	7,989 56
492 49	280 00	772 49	Calgary, N.W.T.....	514 25	258 24	772 49
563 65	732 50	1,296 15	Victoria, B.C..	831 95	464 20	1,296 15
39,853 03	2,125 10	107,889 13	Grand Totals.....	62,912 68	44,736 60	107,889 13
	55 00			152 25	87 60	

2-3 EDWARD VII., A. 1903

No. 4.
GAS INSPECTION AND LAW STAMPS, 1901-02.

BALANCES DUE BY INSPECTORS, JULY 1, 1901.		BALANCES DUE BY INSPECTORS, JUNE 30, 1902.		Deposited to the credit of the Receiver Gen-eral.	Returned dan-AGED Stamps.	Commission al-located to Dis-tributors of Stamps.	Divisions.	Totals.	Other Receipts.	Stamps issued to Inspectors and others.	Totals.	Commission al-located to Dis-tributors of Stamps.	Returned dan-AGED Stamps.	Deposited to the credit of the Receiver Gen-eral.	BALANCES DUE BY INSPECTORS, JUNE 30, 1902.		Totals.	
\$	cts.	\$	cts.												\$	cts.		\$
677 25		601 50		75 75			Barrie.....	677 25		450 00						601 50		677 25
486 25	34 50			105 75	37 50		Belleville.....	970 75		725 00						827 50		970 75
258 50				983 50			Berlin.....	983 50		200 00						750 50		983 50
344 25				344 25			Brockville.....	344 25		475 00						362 00		344 25
173 00				648 00			Cobourg.....	648 00		75 00						485 50		648 00
303 75				303 75			Cornwall.....	303 75								254 00		303 75
525 75				600 75			Guelph.....	600 75								426 25		600 75
1,885 25	181 75			3,617 00			Hamilton.....	3,617 00		1,550 00						1,614 50		3,617 00
783 50	38 50			1,072 00			Kingston.....	1,072 00		250 00						723 50		1,072 00
295 50				295 50			Listowel.....	295 50		1,875 00						246 75		295 50
1,865 50				3,740 50			London.....	3,740 50		87 50						1,357 75		3,740 50
119 25	25 00			231 75			Napanee.....	231 75		475 00						135 75		231 75
2,915 50				3,390 50			Ottawa.....	3,390 50		400 00						2,048 00		3,390 50
241 00				641 00			Owen Sound.....	641 00								539 00		641 00
987 25	17 00			1,004 25			Peterborough.....	1,004 25		175 00						864 00		1,004 25
743 75				918 75			Sarnia.....	918 75		525 00						670 50		918 75
790 50				1,315 50			Stratford.....	1,315 50		6,950 00						1,177 00		1,315 50
6,043 80	553 25			13,547 05			Toronto.....	13,547 05								4,864 55		13,547 05
19,439 55	850 00			34,502 05			Ontario.....	34,502 05		14,212 50			37 50	15,720 00		18,744 55		34,502 05
1,968 25				7,048 55	5 30		Montreal.....	7,048 55	5 30	5,075 00						1,111 00		7,048 55
798 25	59 75			1,158 00			Quebec.....	1,158 00		300 00						727 00		1,158 00
444 50				444 50			Sherbrooke.....	444 50								408 50		444 50
3,211 00	59 75			8,651 05	5 30		Quebec.....	8,651 05	5 30	5,375 00						2,246 50		8,651 05
847 25				884 75			Fredericton.....	884 75		37 50						826 75		884 75
980 75				1,230 75			St. John.....	1,230 75		250 00						809 50		1,230 75
1,828 00				2,115 50			New Brunswick.....	2,115 50		287 50						1,636 25		2,115 50

2-3 EDWARD VII., A. 1903

No. 5.
ELECTRIC LIGHT INSPECTION, 1901-1902.

BALANCES, JULY 1, 1901.		Stamps issued to Inspectors		Registration Fees Accrued.		Totals.		DISTRICTS.		DEPOSITED TO THE CREDIT OF THE RECEIVER GENERAL.		BALANCES, JUNE 30, 1902.		Totals.	
Stamps on hand.	Cash on hand.	\$	cts.	\$	cts.	\$	cts.	\$	cts.	Registration Fees.	Inspection Fees.	Stamps on hand.	Cash on hand.	\$	cts.
1,881 25	34 25	1,881 25	225 00	580 00	2,696 25	580 00	588 50	Belleville.....	588 50	590 00	588 50	1,517 75	1,517 75	2,696 25
1,504 75	1,504 75	1,037 50	380 00	3,356 50	380 00	1,014 75	Hamilton.....	1,014 75	380 00	1,014 75	1,961 75	1,961 75	3,356 50
2,157 50	2,157 50	675 00	682 50	3,515 00	682 50	803 50	London.....	803 50	682 50	803 50	2,029 00	2,029 00	3,515 00
6,627 25	6,627 25	2,325 00	380 00	9,332 25	380 00	1,772 00	Ottawa.....	1,772 00	380 00	1,772 00	7,180 25	7,180 25	9,332 25
8,503 25	90 00	8,503 25	2,500 00	980 00	12,073 25	980 00	3,056 25	Toronto.....	3,056 25	980 00	3,056 25	8,037 00	8,037 00	12,073 25
21,074 00	124 25	21,074 00	6,762 50	3,012 50	30,973 25	3,012 50	7,235 00	Ontario.....	7,235 00	3,012 50	7,235 00	20,725 75	20,725 75	30,973 25
4,555 50	4,555 50	3,900 00	275 00	8,730 50	275 00	4,575 75	Montreal.....	4,575 75	275 00	4,575 75	3,879 75	3,879 75	8,730 50
2,153 75	148 75	2,153 75	850 00	160 00	3,312 50	160 00	1,045 50	Quebec.....	1,045 50	160 00	1,045 50	2,147 00	2,147 00	3,312 50
266 25	266 25	50 00	240 00	556 25	240 00	195 00	Sherbrooke.....	195 00	240 00	195 00	121 25	121 25	556 25
6,975 50	148 75	6,975 50	1,450 00	175 00	1,625 00	175 00	120 00	St. Hyacinthe.....	120 00	175 00	120 00	1,330 00	1,330 00	1,625 00
1,644 50	1,644 50	6,250 00	850 00	14,224 25	850 00	5,896 25	Quebec.....	5,896 25	850 00	5,896 25	7,478 00	7,478 00	14,224 25
2,151 75	69 00	2,151 75	825 00	185 00	2,654 50	185 00	647 00	St. John, N.B.....	647 00	185 00	647 00	1,822 50	1,822 50	2,654 50
.....	500 00	375 00	3,095 75	375 00	824 00	Halifax, N.S.....	824 00	375 00	824 00	1,896 75	1,896 75	3,095 75
1,546 50	1,546 50	350 00	60 00	410 00	60 00	16 00	Charlottetown, P.E.I.....	16 00	60 00	16 00	334 00	334 00	410 00
.....	137 50	290 00	1,974 00	290 00	459 50	Winnipeg, Man.....	459 50	290 00	459 50	1,224 50	1,224 50	1,974 00
2,056 00	37 50	2,056 00	750 00	235 00	3,078 50	235 00	926 75	Vancouver.....	926 75	235 00	926 75	1,916 75	1,916 75	3,078 50
1,086 25	1,086 25	325 00	60 00	1,471 25	60 00	369 25	Victoria.....	369 25	60 00	369 25	1,042 00	1,042 00	1,471 25
3,142 25	37 50	3,142 25	1,075 00	295 00	4,549 75	295 00	1,290 00	British Columbia.....	1,290 00	295 00	1,290 00	2,958 75	2,958 75	4,549 75
36,534 50	379 50	36,534 50	15,900 00	5,067 50	57,881 50	5,067 50	16,373 75	Grand Totals.....	16,373 75	5,067 50	16,373 75	36,440 25	36,440 25	57,881 50
.....	12 50	12 50	12 50	Less Refunds.....	12 50	12 50
36,534 50	379 50	36,534 50	15,900 00	5,055 00	57,869 00	5,055 00	16,373 75	16,373 75	5,055 00	16,373 75	36,440 25	36,440 25	57,869 00

SESSIONAL PAPER No. 2

No. 6.

STATEMENT of the Expenditure of the Post Office Department of the Dominion of Canada for the year ended June 30, 1902.

	\$	cts.
<i>Paid by cheque from Parliamentary Appropriation.</i>		
Conveyance of mails by land.....	839,094	64
" " steamboats, &c.....	90,798	84
" " railways.....	1,433,609	62
Making and repairing mail bags and locks.....	27,560	13
	2,391,063	23
Salaries paid by cheque.....	1,244,095	00
Travelling expenses.....	10,302	48
Tradesmen's bills.....	87,362	30
Rents and taxes.....	1,586	25
Stationery, printing and advertising.....	65,806	63
Miscellaneous disbursements paid by cheque.....	105,646	57
Total.....	3,905,862	46
<i>Yukon and Atlin Districts.</i>		
(Yukon and Atlin Districts service not included in above).		
Mail service.....	81,869	28
Salaries.....	35,318	07
Miscellaneous.....	587	01
Total.....	117,774	36

No. 6.—STATEMENT of the Revenue of the Post Office Department of the Dominion of Canada. for the year ended June 30, 1902.

	\$	cts.
Balance due by postmasters on revenue account on June 30, 1901.....	27,161	61
Postage stamps, post cards, &c., sold.....	4,645,227	85
Postage paid in cash on newspapers.....	116,576	13
Postage on unpaid letters; less claims for matter re-forwarded for overcharges and for matter forwarded to dead letter office.....	11,474	25
Rents of letter boxes and drawers.....	69,689	83
Commission received on money orders.....	125,241	56
Commission received on postal notes.....	20,506	91
Profit in exchange on money order business with other countries.....	5,318	15
Transit charges on correspondence from other countries.....	77,757	62
Postage on parcels from other countries.....	27,953	87
Void money orders; that is money orders issued between April 1, 1900, and March 31, 1901, payment of which had not been claimed up to March 31, 1902.....	1,210	76
Gross revenue.....	5,128,118	54
<i>Deductions.</i>		
Salaries, forward allowances, allowances toward rent, fuel and light, compensation on money order and postal note business and commission on box and drawer rents.....	\$ 1,129,570	85
Discount to stamp vendors and postmasters and compensation to messengers for special delivery of letters.....	25,847	32
Postage refunded.....	189	51
Losses by fire, burglary, &c.....	566	71
Balance of commission paid to other countries on money order business.....	7,214	13
Transit charges on correspondence for other countries.....	43,111	10
Postage on parcels for other countries.....	6,245	28
Cost of drafts on New York.....	85	93
Balance due by postmasters on revenue account on June 30, 1902.....	27,161	61
	1,239,992	44
Net revenue.....	3,888,126	10
Yukon and Atlin Districts, not included in above.....	30,289	45

SESSIONAL PAPER No. 2

1,145 36				1,145 36			1,145 36	788 04
24,318 46		8 00		24,356 46	216 17		24,572 63	43,074 12
2,759 96	23 90	5 00	164 00	2,952 86	2,605 15	5,558 01	5,558 01	66,153 52
990 41			23 00	1,013 41	230 00	1,243 41	1,243 41	436 40
790 71				790 71	75 85	866 56	866 56	315 45
4,541 08	23 90	5 00	187 00	4,756 98	2,911 00	7,667 98	7,667 98	66,955 37
3,447 26				3,447 26		3,447 26	3,447 26	3,214 25
								201 75
1,012 41				1,012 41				3,416 00
								12,279 70
								380 70
								12,670 40
106 81				106 81	1 00	107 81	107 81	20,560 40
472 87		50 50	50 50	523 37		523 37	523 37	10 00
99 90				99 90		99 90	99 90	28 69
24 25				24 25		24 25	24 25	
372 28				372 28	31 50	403 78	403 78	10 00
103 35				103 35		103 35	103 35	37 17
1,179 46			50 50	1,229 96	32 50	1,262 46	1,262 46	15 00
								20,661 26
		50 50		50 00	75 00	125 00	125 00	32,480 41
236,942 72	1,637 17	152 50	5,472 28	244,204 67	57,375 86	301,580 53	301,580 53	632,671 61
								12,569 50
								151 45
								1,088 38
								893 59
								647,377 53
								1,166 85
								390,413 08

St. Anne's Lock.
Totals.
Rideau Canal.
Ottawa.
Kingston Mills.
Smith's Falls.
Totals.
St. Peter's Canal.
Murray Canal.
Brighton.
Trent Valley Canal.
Barleigh.
Bobaygeon.
Trenton Falls.
Hastings.
Peterborough.
Buckhorn.
Totals.
Sealt St. Marie Canal.
Dredge vessels.
Inspection
Dept. of Public Printing and Stationery
General
Grand Totals.
Less refunds
Net revenue

2-3 EDWARD VII., A. 1903

No. 7.—RAILWAYS AND CANALS, REVENUE, 1901-02—Continued.

HYDRAULIC AND OTHER RENTS.

Balances due July 1, 1901.	Accrued during the Year ended June 30, 1902.		Totals.	WORKS.	Abatement.		Deposited to credit of Receiver General.		Balances due June 30, 1902.		Totals.	
	\$	cts.			\$	cts.	\$	cts.	\$	cts.		\$
31,264 51	12,678	76	43,943 27	<i>Department of Railways and Canals.</i>								43,943 27
2,392 60	1,003 57		3,396 17	Welland Canal.....	22	93	10,984	26	32,936	08	3,396 17	
2,832 50	5,372 00		8,204 50	Williamsburg Canal.....	312	50	824	09	2,239	58	8,204 50	
3,886 50	4,937 67		14,804 17	Cornwall ".....			5,130	00	3,074	50	14,804 17	
17,210 81	30,485 34		47,696 15	Beauharnois ".....	60	83	2,822	50	11,920	84	47,696 15	
426 84	149 00		575 84	Lachine ".....			31,305	34	16,390	81	575 84	
2,581 56	3,359 35		5,940 91	Chaunby ".....			75	00	500	84	5,940 91	
145 00	114 50		259 50	Rideau ".....			2,911	00	3,029	91	259 50	
5 00	70 00		75 00	Trent Valley ".....			32	50	227	00	75 00	
4,031 00	1,729 17		5,760 17	Sault Ste. Marie Canal.....			75	00			5,760 17	
4 00			4 00	Carillon and Grenville Canal.....			216	17	5,544	00	4 00	
			3,000 00	Sundry Canals.....						4	00	
				Soulanges Canal.....			3,000	00				
70,790 32	62,899 86		133,659 68	Totals.....	396	26	57,375	86	75,887	56	133,659 68	

SESSIONAL PAPER No. 2

No. 7.—RAILWAYS AND CANALS, REVENUE, 1901-02.—*Concluded.*

Passengers.	Freight.	Mails and Sundries.	Total.	Name.	Deposited to the Credit of the Receiver General.	Expenses of Collection.
\$ cts.	\$ cts.	\$ cts.	\$ ctr.		\$ cts.	\$ cts.
1,770,941 13	2,044,513 42	255,929 36	5,671,383 91Intercolonial Railway.....	5,671,383 91	5,574,563 30
.....	49,604 59	49,604 59" Windsor Branch.....	49,604 59	16,376 27
85,086 44	96,577 79	16,344 87	198,009 10Prince Edward Island Railway.....	198,009 10	270,159 97
1,856,027 57	3,741,091 21	321,878 82	5,918,987 60Totals.....	5,918,987 60	5,861,099 54

No. 8.
No. 8.—PUBLIC WORKS, REVENUE.

Balance Outstanding July 1, 1901.	Dues Accrued during the Fiscal Year.	Total.	DISTRICT.	Amount Deposited to the Credit of the Receiver General.	Amount Written off.	Balance Due on June 30, 1902.	Total.
\$ cts.	\$ cts.	\$ cts.		\$ cts.	\$ cts.	\$ cts.	\$ cts.
55,653 90	37,923 23	55,653 90	SLIDES AND BOOMS.			55,653 90	55,653 90
1,151 75		1,151 75	<i>The Ottawa District.</i>			1,151 75	1,151 75
9,886 30	37,923 23	47,759 53	John Poupore, arrears.....	37,923 23		9,886 30	47,759 53
			H. J. Chaltoner, ".....				
			Edward T. Smith.....				
66,641 95	37,923 23	104,565 18	<i>St. Maurice District.</i>	37,923 23		66,641 95	104,565 18
14,690 73		14,690 73	S. Dumoulin, arrears.....	13,565 48		14,690 73	14,690 73
	13,565 48	13,565 48	Edward T. Smith.....				13,565 48
			<i>Newcastle District.</i>				
11,828 46	2,486 47	14,314 93	Edward T. Smith.....	5,847 22	498 18	7,969 53	14,314 93
93,161 14	53,975 18	147,136 32		57,335 93	498 18	89,302 21	147,136 32
			GRAVING DOCKS.				
14,365 69	136 55	14,502 24	Esquimalt, B.C.....	14,502 24			14,502 24
4,741 74	108 00	4,849 74	Kingston, Ont.....	4,849 74			4,849 74
17,920 50	76 50	17,997 00	Levis, Que.....	17,997 00			17,997 00
37,027 93	321 05	37,348 98		37,348 98			37,348 98
			LOCKS.				
266 21		266 21	Riviere Yamaska.....	266 21			266 21
279 44		279 44	Riviere du Lièvre.....	279 44			279 44
545 65		545 65		545 65			545 65
			TELEGRAPHS.				
	114,266 21	114,266 21		114,266 21			114,266 21
			Total Revenue.....	209,496 77			

SESSIONAL PAPER No. 2

No. 9.

MINOR PUBLIC WORKS—REVENUE.

WHARFS, PIERS AND HARBOURS, 1901-2.

Name of Work.	Amount.	Name of Work.	Amount.
COLLECTED BY DEPARTMENT OF MARINE AND FISHERIES.	\$ cts.	COLLECTED BY DEPARTMENT OF MARINE AND FISHERIES.	\$ cts.
<i>Ontario.</i>		<i>Nova Scotia.—Concluded.</i>	7,587 42
Bruce Mines	16 83	Cape Cove	23 53
Cockburn Island	58 22	Centreville	86 89
Goderich	299 00	Chipman's Brook	1 26
Hilton	216 89	Church Point	74 54
Kingsville	6 58	Delap's Cove	16 74
North Bay	8 53	D'Escousse	27 28
Richard's Landing	133 40	Digby	2,330 77
Rondeau	146 24	East Jordan	121 18
Sault Ste. Marie	2,506 11	Hall's Harbour	17 49
Southampton	66 30	Hampton	50 48
Wiarton	96 67	Harbourville	25 93
<i>Quebec.</i>		Hortonville	7 23
Anse St. Jean	57 58	International Pier	89 00
Bay St. Paul	79 45	Irish Cove	45 02
Beauport	31 40	Isaac's Harbour	20 66
Berthier	132 44	Margaretsville	120 05
Cap à l'Aigle	45 95	Meteghan Cove	67 11
Carleton	28 07	Meteghan River	42 59
Cedars	17 10	Morden	7 01
Chicoutimi	271 47	Oak Point (Kingsport)	200 00
Coteau du Lac	27 84	Ogilvie	14 51
Coteau Landing	102 62	Parker's Cove	32 02
Grand River	288 08	Parrsboro'	40 00
Grece's Point	10 24	Picketts	72 30
Isle aux Grues	0 12	Port Dufferin	36 00
Knowlton's Landing	35 10	Port George	118 90
Lacolle	9 76	Port Lorne	42 22
Les Eboulements	83 81	Port Maitland	34 16
Longueuil	17 00	Port Morien	449 94
Matane	115 56	Riverside	4 43
Murray Bay	163 69	Saulmierville	12 85
New Carlisle	273 91	Swim's Point	19 35
Percé	24 71	Tidnish	2 65
Port Daniel	134 14	Town Point	0 71
Rivière du Loup	804 16	Upper Port La Tour	18 96
St. Alphonse de Bagotville	167 54	West Pubnico	25 45
Ste. Cécile du Bic	76 22	White Waters	9 41
Ste. Irénée	55 69	<i>New Brunswick.</i>	
St. Jean d'Orléans	147 21	Anderson's Hollow	46 75
St. John's, Harbour	166 50	Buctouche	15 32
St. Laurent	107 46	Campbellton	265 10
St. Thomas de Montmagny	2 62	Cape Tormentine	545 07
Tadoussac	122 46	Chatham Harbour	22 50
<i>Nova Scotia.</i>		Clifton, Stonehaven	14 85
Arisaig	56 94	Cocagne	2 10
Avonport	2 00	Dalhousie	72 93
Barrington	162 82	Edgett's Landing	7 71
Bayfield	33 35	Hillsborough, Harbour	88 90
Belliveau's Cove	113 14	Hopewell Cape	26 84
Bear Point	0 34	Quacco	18 91
Brulé	0 33	<i>British Columbia.</i>	
Canada Creek	2 83	Chemainus Harbour	55 00
Canso Harbour	61 00	Victoria and Esquimalt Harbour	15 50
Carried forward	7,587 42	Carried forward	13,093 52

2-3 EDWARD VII., A. 1903

No. 9.—MINOR PUBLIC WORKS—REVENUE.—*Continued.*

WHARFS, PIERS AND HARBOURS, 1901-2.

Name of Work.	Amount.	Name of Work.	Amount.
COLLECTED BY DEPARTMENT OF MARINE AND FISHERIES.	\$ cts.	COLLECTED BY DEPARTMENT OF MARINE AND FISHERIES.	\$ cts.
Brought forward.....	13,093 52	Brought forward.....	14,025 99
<i>Prince Edward Island.</i>		<i>Prince Edward Island—Concluded.</i>	
Annamdale.....	64 93	Murray Harbour, North.....	8 30
Bay View.....	24 00	North Cardigan.....	43 40
Belfast.....	70 34	Pinette.....	20 36
Brush Wharf.....	122 19	Pownal.....	73 69
Chapel Point.....	14 25	Red Point.....	18 06
China Point.....	22 02	St. Mary's Bay.....	23 79
Crapaud, Victoria.....	257 34	South Rustico.....	8 62
Hickeys.....	35 00	Sturgeon.....	44 31
Hurd's Point.....	14 45	Tignish.....	22 13
Kier's Shore.....	192 27	Vernon River.....	177 58
Lambert & Stevens.....	115 68	Wood Island.....	17 96
Carried forward.....	14,025 99	Total.....	14,484 19

SESSIONAL PAPER No. 2

No. 9.—MINOR PUBLIC WORKS—Continued
HYDRAULIC AND OTHER RENTS.

Balances due July 1, 1901.	Accrued during the year ended June 30, 1902.	Totals.		Deposited to the credit of the Receiver General.	Balance due June 30, 1902.	Totals.	
\$ cts.	\$ cts.	\$ cts.		\$ cts.	\$ cts.	\$ cts.	
1,869 84	3,360 00	5,229 84	<i>Collected by Department of Inland Revenue.</i>				5,229 84
75 00	26 00	101 00 Chaudiere Falls and Ottawa River.....	3,346 00	1,883 84	101 00	
20 00	20 00	40 00 St. Lawrence River.....	1 00	100 00	40 00	
70 00	70 00 St. Maurice River.....	20 00	20 00	70 00	
655 00	173 00	828 00 Rivière du Lièvre.....	70 00	828 00	
		 Sundry propriétés.....	150 00	678 00		
			<i>Land Sales.</i>				
15,573 50	15,573 50 Principal Accounts.....	15,573 50	15,573 50	
9,474 83	9,474 83 Interest.....	9,474 83	9,474 83	
27,738 17	3,579 00	31,317 17		3,517 00	27,800 17	31,317 17	

2-3 EDWARD VII., A. 1903

MINOR PUBLIC WORKS.—*Concluded.*

Balances due July 1, 1901.	Accrued during the year ended June 30, 1901.	Totals.	Works.	Abatement.	Deposited to the credit of the Receiver General.	Balance due June 30, 1901.	Totals.
\$ cts.	\$ cts.	\$ cts.		\$ cts.	\$ cts.	\$ cts.	\$ cts.
2,600 62		2,600 62	<i>Bridges.</i>			2,600 62	2,600 62
			Dunnville.....				
	10 00	10 00	<i>Ferries.</i>				
	15 00	15 00	Bristol.....		10 00		10 00
	50 00	50 00	Buckingham and Cumberland.....		15 00		15 00
	10 00	10 00	Buffalo and Point Abinot.....		50 00		50 00
	10 00	10 00	Clair Station and Kent.....		10 00		10 00
20 00		20 00	Cross Point and Campbellton.....		10 00		10 00
	50 00	50 00	Edmundston and Maine.....			20 00	20 00
	15 00	15 00	Fort Erie and Buffalo.....		50 00		50 00
1,736 79		1,736 79	Hawkesbury and Grenville.....		15 00		15 00
	30 00	30 00	Hull (old lease).....			1,736 79	1,736 79
	6 00	6 00	La. Passe and Gower Point.....		30 00		30 00
	30 00	30 00	Montebello and Alfred.....		6 00		6 00
	2 00	2 00	Niagara and Youngstown.....		30 00		30 00
	1 00	1 00	Ottawa and Kettle Island.....			2 00	2 00
	5 00	5 00	Ouellette Street, Detroit.....		1 00		1 00
	100 00	100 00	Papineauville and Brown's wharf.....		5 00		5 00
1 00		1 00	Pembroke and Alhmette Island (new lease).....		100 00		100 00
	200 00	200 00	Prescott and Ogdensburg.....		1 00		1 00
	10 00	10 00	Queenston and Lewiston (new lease).....		200 00		200 00
	60 00	60 00	Queenston and Lewiston (old lease).....		10 00		10 00
	159 00	159 00	Quyon.....		60 00		60 00
	5 00	5 00	Rockliffe and Gatineau.....	45 00	159 00		159 00
	100 00	100 00	Sault Ste. Marie.....		10 00		10 00
30 00		30 00	St. Leonard and Van Buren.....		100 00		100 00
			<i>Sundries.</i>				
8,000 00		8,000 00	Dundas and Waterloo Road.....				
	2 00	2 00	Government Telegraph Lines.....			8,000 00	8,000 00
	25 00	25 00	Warton Docks.....		2 00		2 00
	175 00	175 00	Part of building, Portland, N.E.....		25 00		25 00
12,438 41	1,070 00	13,508 41	Totals.....	45 00	1,073 00	12,390 41	13,508 41

SESSIONAL PAPER No. 2

No. 10.

STATEMENT of Sick Mariners' Dues collected for the fiscal year ended June 30, 1902.

<i>Quebec.</i>	\$ cts.	<i>Nova Scotia—Continued.</i>	\$ cts.
Gaspé.....	188 55	Pictou.....	612 24
Montreal.....	9,741 66	Port Hawkesbury.....	114 12
Paspébiac.....	251 00	Port Hood.....	15 66
Percé.....	79 79	Shelburne.....	159 92
Quebec.....	7,267 66	Sydney.....	5,444 04
Rimouski.....	253 00	Truro.....	1 54
St. Armand.....	21 42	Weymouth.....	126 46
St. Johns.....	1,377 20	Windsor.....	864 96
Stanstead.....	22 22	Yarmouth.....	479 54
Three Rivers.....	561 42		
		<i>Prince Edward Island.</i>	
<i>New Brunswick.</i>		Charlottetown.....	390 40
Bathurst.....	306 80	Summerside.....	64 44
Chatham.....	1,277 70		
Dalhousie.....	895 68	<i>British Columbia.</i>	
Moncton.....	1,447 38	Nanaimo.....	4,148 22
Newcastle.....	638 26	New Westminster.....	138 62
Sackville.....	167 84	Vancouver.....	2,112 04
St. John.....	8,323 78	Victoria.....	5,499 76
St. Stephen.....	172 70		
		Total.....	66,115 09
<i>Nova Scotia.</i>		LESS—Refunds.....	261 26
Amherst.....	524 60		
Annapolis.....	149 54	Grand total.....	65,853 83
Antigonish.....	4 74		
Arichat.....	68 83	<i>Summary.</i>	
Baddeck.....	13 04	Quebec.....	19,763 92
Barrington.....	5 33	New Brunswick.....	13,230 14
Canso.....	172 02	Nova Scotia.....	20,767 55
Digby.....	144 44	Prince Edward Island.....	454 84
Halifax.....	9,192 80	British Columbia.....	11,898 64
Kentville.....	127 48		
Liverpool.....	93 12	LESS—Refunds.....	66,115 09
Lockeport.....	17 34		261 26
Lunenburg.....	471 48		
North Sydney.....	1,181 20		
Parrsboro'.....	783 14		

2-3 EDWARD VII., A. 1903

No. 11.

STATEMENT of Steamboat Inspection Dues collected during the fiscal year ended
June 30, 1902.

	Amount.		Amount.
	\$ cts.		\$ cts.
<i>Ontario.</i>			
Amherstburg.....	36 16		
Belleville.....	62 72		
Brockville.....	104 36		
Chatham.....	84 22		
Collingwood.....	1,088 80		
Cornwall.....	115 20		
Deseronto.....	170 60		
Fort Erie.....	21 60		
Fort William.....	55 36		
Goderich.....	119 80		
Hamilton.....	330 52		
Kingston.....	1,423 16		
Lindsay.....	175 36		
Midland.....	465 20		
Morrisburg.....	57 17		
Napanee.....	20 92		
Niagara Falls.....	5 64		
Ottawa.....	1,047 24		
Owen Sound.....	1,375 00		
Parry Sound.....	296 12		
Peterboro.....	182 00		
Picton.....	232 84		
Port Arthur.....	228 50		
Prescott.....	166 44		
Rat Portage.....	460 88		
St. Catharines.....	179 60		
St. Thomas.....	130 00		
Sarnia.....	441 20		
Sault Ste. Marie.....	498 28		
Simcoe.....	36 76		
Stratford.....	171 64		
Toronto.....	2,371 72		
Trenton.....	26 56		
Wallaceburg.....	31 84		
Windsor.....	869 64		
<i>Quebec.</i>			
Cookshire.....	19 16		
Montreal.....	5,066 44		
Quebec.....	1,816 12		
St. Johns.....	54 60		
Sorel.....	205 40		
Stanstead.....	62 04		
Three Rivers.....	222 60		
<i>New Brunswick.</i>			
Chatham.....	216 84		
Dalhousie.....	87 72		
Fredericton.....	28 60		
Newcastle.....	48 68		
St. John.....	1,541 07		
St. Stephen.....	141 84		
<i>Nova Scotia.</i>			
Amherst.....	25 04		
Annapolis.....	7 56		
Baddeck.....	23 68		
Canso.....	21 80		
<i>Nova Scotia.—Concluded.</i>			
Digby.....	24 44		
Halifax.....	2,923 76		
Kentville.....	731 28		
Liverpool.....	20 96		
Lockeport.....	6 20		
Lunenburg.....	22 36		
North Sydney.....	351 40		
Pictou.....	64 12		
Port Hawkesbury.....	87 88		
Sydney.....	94 12		
Windsor.....	29 96		
Yarmouth.....	126 84		
<i>Manitoba.</i>			
Brandon.....	5 56		
Winnipeg.....	374 60		
<i>British Columbia.</i>			
Kaslo.....	206 40		
Nanaimo.....	8 52		
Nelson.....	698 56		
New Westminster.....	487 76		
Vancouver.....	1,181 72		
Victoria.....	3,624 04		
<i>Prince Edward Island.</i>			
Charlottetown.....	366 84		
Summerside.....	7 64		
<i>North-west Territories.</i>			
Calgary.....	11 40		
Dawson.....	1,725 84		
White Horse.....	1,574 48		
			37,428 92
Engineer's certificates.....			910 00
Inspection of barges.....			120 00
Total.....			38,458 92
<i>Summary.</i>			
Ontario.....	13,083 05		
Quebec.....	7,446 36		
New Brunswick.....	2,064 75		
Nova Scotia.....	4,561 40		
Manitoba.....	380 16		
British Columbia.....	6,207 00		
Prince Edward Island.....	374 48		
North-west Territories.....	3,311 72		
			37,428 92
Engineer's certificates.....			910 00
Inspection of barges.....			120 00
			38,458 92

No. 12.

STATEMENT of Fisheries Revenue paid to the Credit of the Receiver General of Canada for the fiscal year ended June 30, 1902.

Provinces.		\$ cts.	\$ cts.
Ontario	Fines, sales, &c	373 42	
Quebec	Licenses, fines, sales, &c	2,498 85	
Nova Scotia		6,084 65	
New Brunswick		11,658 34	
Prince Edward Island		1,843 45	
Manitoba		2,279 00	
North-west Territories		950 07	
Yukon		1,130 00	
British Columbia		41,178 65	
		67,996 43	
	LESS—Refunds	50 50	
	Licenses to U. S. fishing vessels		67,945 93
	Total		11,223 65
			79,169 58

No. 13.

STATEMENT of Receipts from the Lighthouse and Coast Service of Canada, for the year, ended June 30, 1902.

From whom received.	On what account.	Amount.
		\$ cts.
The Collector of Customs, Halifax	Signal Station dues	854 00
Imperial Government	Contribution to Sable Island.	1,946 66
	Total	2,800 66

No. 14.

STATEMENT of Militia Revenue for the year ended June 30, 1902.

Ammunition, Stores and Clothing	\$ cts.
Miscellaneous	10,146 71
Rents	3,561 10
Royal Military College	4,749 26
	23,229 71
Total	41,686 78

2-3 EDWARD VII., A. 1903

No. 15.

STATEMENT of Total Receipts on account of Ordnance Lands of Canada, for the year ended June 30, 1902.

	\$	cts.
-Amount received from Ordnance Lands	16,967	36

No. 16.

DOMINION LANDS REVENUE.

STATEMENT OF RECEIPTS on account of Dominion Lands for the fiscal year ended June 30, 1902.

Particulars.	Amount.	
	\$	cts.
Homestead fees	144,425	00
Cancellation fees	5	00
Improvements	8,481	46
General sales of lands	66,950	21
Map sales, office fees, &c.	5,792	96
Timber dues	207,790	90
Grazing lands	7,292	46
Coal lands	925	32
Hay permits	5,430	56
Mining fees	256,934	10
Hydraulic leases	19,582	40
Dredging leases	7,469	10
Irrigation fees	224	00
Royalty on gold—		
Export tax	\$ 89,250	55
Royalty	242,281	49
	331,532	04
Free miners' certificates	118,312	02
Rent of water power	23	60
Fees re applications for patents	330	00
Patent fees, \$270; interchange fees, \$50	320	00
Survey fees	22,081	37
Rentals	44,805	94
Sub-agents' fees	8	00
Examination fees, Dominion Lands Surveyors	370	00
Refunds of refunds	615	94
Overdeposits	69	55
Bonus on timber berth (not accepted)	55	00
Forfeited fees (Yukon)	4,345	50
Liquor permit fees	20	00
Rocky Mountains Park of Canada	2,691	84
	1,256,884	27
Net loss by assay	2,550	71
	1,254,333	56
Refunds	26,356	81
	1,227,976	75

NOTE.—Besides the cash receipts shown above, scrip to the amount of \$177,621.07 was received in payment of land and for rent.

SESSIONAL PAPER No. 2

No. 17.

PENITENTIARIES REVENUE, 1901-1902.

Penitentiaries.	\$	cts.
Kingston.....	65,522	38
St. Vincent de Paul.....	1,086	53
Dorchester.....	2,582	06
Manitoba.....	2,942	68
British Columbia.....	1,371	88
Regina Jail.....	95	76
	73,601	29

No. 18.

STATEMENT of Fines and Forfeitures, including Seizures, for the year ended
June 30, 1902.

	\$	cts.
Fines collected and deposited to the credit of the Receiver General by—		
The Lieutenant Governor of the North-west Territories.....	1,930	61
Department of Marine and Fisheries.....	176	75
Post Office Department.....	70	00
Finance Department, sundry banks.....	1,000	00
Clerk of the Peace, Montreal.....	20	00
" " Kamouraska.....	1	00
The Sheriff, Assiniboia.....	150	00
" Moosomin.....	100	00
Police Magistrate, Owen Sound.....	7	20
" Brockville.....	16	00
" White Horse.....	1,276	00
Carried forward.....	4,747	56

2-3 EDWARD VII., A. 1903

No. 18.—STATEMENT OF FINES, FORFEITURES, &c.

Ports.	Gross amount paid in to the credit of Receiver General.		Seizing Officers' and Informers' Shares and Expenses.		Total.	
	\$	cts.	\$	cts.	\$	cts.
Brought forward						4,747 56
CUSTOMS SEIZURES.						
<i>Ontario.</i>						
Brockville.....	1	91		17	63	
Chatham.....	4	20				
Fort Erie.....	1,334	89	622	13		
Hamilton.....	232	80		9	90	
Kingston.....	412	94	266	66		
London.....				0	48	
Niagara Falls.....	6	20		29	32	
Ottawa.....				69	53	
Owen Sound.....	1	19		2	38	
Prescott.....	26	39				
St. Catharines.....	10	00				
St. Thomas.....						
Sarnia.....			382	50		
Sault Ste. Marie.....	97	50		53	63	
Simcoe.....	482	87	341	98		
Toronto.....	411	24		3	13	
Windsor.....	3,973	11	1,501	69		
	6,995	24	3,682	20		
<i>Quebec.</i>						
Abercorn.....	205	00				
Coaticook.....	155	00		30	25	
Cookshire.....	14	50		70	12	
Hemmingford.....	76	00		1	99	
Mansonville.....	187	35		222	75	
Montreal.....	5,002	05	2,860	52		
Quebec.....	614	37		120	61	
St. Johns.....	83	60		4	50	
Sherbrooke.....				22	00	
Sorel.....				1	50	
Stanstead.....	479	12		686	84	
	6,816	99	4,021	08		
<i>New Brunswick.</i>						
Bathurst.....	400	00		359	25	
Moncton.....	225	00		1	75	
St. John.....	964	22		248	59	
St. Stephen.....	921	00		347	58	
Woodstock.....	1,287	62		534	61	
	3,797	84	1,491	78		
<i>Nova Scotia.</i>						
Barrington.....	12	50				
Halifax.....	32	37		34	06	
Liverpool.....				3	16	
North Sydney.....	1,435	00				
Port Hood.....	200	00				
Sydney.....	50	00		7	50	
Yarmouth.....				76	66	
	1,729	87	121	38		
Carried forward.....						4,747 56

SESSIONAL PAPER No. 2

No. 18.—STATEMENT OF FINES, FORFEITURES, &c.—Continued.

Ports.	Gross Amount paid in to credit of Receiver General.		Seizing Officers' and Informers' Shares and Expenses.		Total.	
	\$	cts.	\$	cts.	\$	cts.
Brought forward.....					4,747	56
CUSTOMS SEIZURES—Continued.						
<i>Manitoba.</i>						
Brandon.....	609	98	276	76		
Winnipeg.....	4,757	69	1,133	74		
	5,367	67	1,410	50		
<i>British Columbia.</i>						
Grand Forks.....	597	50	153	26		
Kaslo.....	36	87	36	87		
Nanaimo.....	330	00	100	00		
Nelson.....	50	00	15	00		
New Westminster.....	38	60	16	12		
Rossland.....	235	95	60	86		
Vancouver.....	453	01	12	50		
Victoria.....	1,763	47	701	81		
	3,505	40	1,096	42		
<i>North-west Territories.</i>						
Calgary.....	306	50	383	00		
Lethbridge.....	971	75	1,113	07		
Dawson.....	8,270	50	1,644	00		
White Horse.....	1,084	25	18	75		
	10,633	00	3,158	82		
Special Branch.....	54,125	62	34,428	49		
Preventive Service.....	25,721	59	12,658	11		
Seizures generally.....			11,920	50		
TOTALS.						
Ontario.....	6,995	24	3,682	20		
Quebec.....	6,816	99	4,021	08		
New Brunswick.....	3,797	84	1,491	78		
Nova Scotia.....	1,729	87	121	38		
Manitoba.....	5,367	67	1,410	50		
British Columbia.....	3,505	40	1,096	42		
North-west Territories.....	10,633	00	3,158	82		
Special Branch.....	54,125	62	34,428	49		
Preventive Service.....	25,721	59	12,658	11		
Seizures generally.....			11,920	50		
	118,693	22	73,989	28	44,703	94
Carried forward.....					49,451	50

2-3 EDWARD VII., A. 1903

No. 18.—STATEMENT OF FINES, FORFEITURES, &c.—*Concluded.*

Ports.	Gross Amount paid in to credit of Receiver General.	Seizing Officers' and Informers' Shares and Expenses.	Total.
	\$ cts.	\$ cts.	\$ cts.
Brought forward			49,451 50
INLAND REVENUE SEIZURES.			
<i>Ontario.</i>			
Belleville	20 00	29 85	
Hamilton	5 00		
Owen Sound		12 75	
Stratford	1 00	8 55	
Toronto	365 00	79 65	
<i>Quebec.</i>			
Montreal	247 68	342 15	
Quebec	4 40	18 54	
Sherbrooke		10 00	
<i>Nova Scotia.</i>			
Halifax		44 65	
Pictou	364 15	350 63	
<i>British Columbia.</i>			
Vancouver	589 75	326 00	
	1,596 98	1,222 77	374 21
			49,825 71

No. 19.

PREMIUM, DISCOUNT AND EXCHANGE.

From what Source received.	Rate of Purchase.	Time.	Amount of Sterling purchased.	Amount of Discount.	Total.
			£ s. d.	\$ cts.	\$ cts.
Premium on sale of sterling exchange	4·877	Sight ..	200,000 0 0	2,222 22
Discount below par (4·86 $\frac{3}{4}$ to the pound sterling) sent to England	4·8277	60 days.	50,000 0 0	1,944 44	
	4·8305	" ..	20,000 0 0	722 21	
	4·83194	" ..	60,000 0 0	2,083 35	
	4·83402	" ..	120,000 0 0	3,916 69	
	4·8352	" ..	20,000 0 0	638 88	
	4·835294	" ..	170,000 0 0	5,333 33	
	4·835417	" ..	20,000 0 0	624 99	
	4·8361	" ..	90,000 0 0	2,750 00	
	4·8366	" ..	20,000 0 0	555 56	
	4·84	" ..	5,000 0 0	133 33	
	4·84027	" ..	50,000 0 0	1,319 44	
	4·8425	" ..	11,337 2 5	273 99	
	4·84305	" ..	170,000 0 0	4,013 89	
	4·8435	" ..	10,000 0 0	231 66	
	4·844	" ..	30,000 0 0	680 00	
	4·845	" ..	30,000 0 0	650 00	
	4·84583	" ..	75,000 0 0	1,562 50	
	4·846	" ..	20,000 0 0	413 33	
	4·8465	" ..	20,000 0 0	403 33	
	4·84722	" ..	90,000 0 0	1,750 02	
	4·8485	" ..	10,000 0 0	181 67	
	4·848616	" ..	50,000 0 0	902 77	
	4·849	" ..	40,000 0 0	706 67	
	4·849305	" ..	100,000 0 0	1,736 11	
	4·85	" ..	60,000 0 0	1,000 00	
	4·851387	" ..	425,000 0 0	6,493 04	
	4·852083	" ..	10,000 0 0	145 83	
	4·85277	" ..	140,000 0 0	1,944 47	
	4·85416	" ..	125,000 0 0	1,562 52	
Discount on stock bought for Sinking Funds—					44,674 02
2½ per cent stock	88 $\frac{1}{4}$	5,000 0 0	2,859 17	
"	88 $\frac{1}{2}$	1,600 0 0	895 45	
"	89	14,500 0 0	7,762 33	
"	89 $\frac{1}{2}$	23,004 4 7	11,475 29	
"	90 $\frac{1}{4}$	10,000 0 0	4,745 02	
"	90 $\frac{1}{2}$	8,032 19 2	3,762 76	
"	90 $\frac{3}{4}$	4,500 0 0	2,080 50	
"	90 $\frac{7}{8}$	3,927 5 7	1,791 83	
"	90 $\frac{7}{8}$	3,000 0 0	1,350 50	
"	91 $\frac{1}{8}$	10,000 0 0	4,319 18	
					41,042 03
			\$ cts.		
C.P.R. land grant bonds redeemed	110	13,000 00	1,300 00
					89,238 27

No. 20.

INTEREST ON INVESTMENTS.

From what Source received and Nature of Investment.	Time.	To what date paid.	Rate of interest.	Amount Invested.	Interest Realized.			
					Sterling.	Currency.		
					£ s. d.	£ s. d.	¢	
SINKING FUNDS.					p. c.	£ s. d.	£ s. d.	¢
<i>Canada reduced 4 per cent Loan.</i>								
Canadian securities.....	1 year	April 1, 1902..	5	7,600 0 0	380 0 0		1,849 34	
"	1 "	" 1, 1902..	4	26,500 0 0	1,060 0 0		5,158 67	
"	1 "	" 1, 1902..	2½	303,967 16 10	7,599 3 10		36,982 74	
"	1 "	" 1, 1902..	2½	3,000 0 0	37 10 1		182 51	
"	1 "	May 1, 1902..	4	641,034 7 2	25,641 7 6		124,788 00	
"	1 "	" 1, 1902..	4	18,265 2 7	365 6 0		1,777 80	
"	1 "	June 1, 1902..	3½	321,010 2 2	11,235 7 0		54,678 70	
"	1 "	" 1, 1902..	3½	12,426 16 9	217 9 5		1,058 36	
"	1 "	July 1, 1902..	3	1,102,174 7 10	33,065 4 8		160,917 46	
"	1 "	" 1, 1902..	3	35,785 12 9	536 15 8		2,612 35	
"	1 "	" 1, 1902..	4	1,333,234 10 3	53,329 7 8		259,536 34	
"	1 "	" 1, 1902..	4	4,600 0 0	91 19 11		447 71	
<i>Rupert's Land Loan.</i>						133,559 11 9	649,989 98	
Canadian securities.....	1 year	April 1, 1902..	2½	19,882 18 2	497 1 6		2,419 10	
"	1 "	" 1, 1902..	2½	1,610 3 11	20 2 4		97 94	
"	1 "	May 1, 1902..	4	72,461 2 8	2,898 9 0		14,105 78	
"	1 "	June 1, 1902..	3½	7,602 15 1	266 1 11		1,295 00	
"	1 "	July 1, 1902..	4	18,400 0 0	736 0 0		3,581 86	
"	1 "	" 1, 1902..	3	73,810 0 0	2,214 5 10		10,776 22	
"	1 "	" 1, 1902..	3	4,721 8 8	70 16 6		344 68	
<i>Intercolonial Railway Loan.</i>						6,702 17 1	32,620 58	
Canadian securities.....	1 year	April 1, 1902..	5	49,800 0 0	2,490 0 0		12,118 00	
"	1 "	" 1, 1902..	2½	179,688 0 1	4,492 4 0		21,862 04	
"	1 "	" 1, 1902..	2½	12,235 10 1	152 18 10		744 32	
"	1 "	May 1, 1902..	4	550,600 0 0	22,024 0 0		107,183 46	
"	1 "	June 1, 1902..	3½	105,613 15 8	3,696 9 8		17,989 55	
"	1 "	July 1, 1902..	4	218,603 14 6	8,744 3 0		42,554 86	
"	1 "	" 1, 1902..	3	711,098 12 2	21,332 19 2		103,820 40	
"	1 "	" 1, 1902..	3	37,947 5 4	569 4 2		2,770 14	
<i>Loan of 1874.</i>						63,501 18 10	309,042 77	
Canadian securities.....	1 year	April 1, 1902..	5	11,000 0 0	555 0 0		2,701 00	
"	1 "	" 1, 1902..	4	12,500 0 0	500 0 0		2,433 32	
"	1 "	" 1, 1902..	2½	101,553 10 10	2,538 16 8		12,355 66	
"	1 "	" 1, 1902..	2½	16,100 0 0	201 5 1		979 44	
"	1 "	May 1, 1902..	4	302,415 16 3	12,096 12 6		58,870 24	
"	1 "	" 1, 1902..	4	9,996 18 7	199 18 9		973 03	
"	1 "	June 1, 1902..	3½	41,748 10 1	1,461 4 0		7,111 16	
"	1 "	July 1, 1902..	3	323,781 17 6	9,713 9 2		47,272 16	
"	1 "	" 1, 1902..	3	17,678 14 4	265 3 7		1,290 54	
"	1 "	" 1, 1902..	4	150,159 0 1	6,006 7 2		29,230 94	
						33,537 16 11	163,217 49	

SESSIONAL PAPER No. 2

No. 20.—INTEREST ON INVESTMENTS—Continued.

From what Source received and Nature of Investment.	Time.	To what date paid.	Rate of Interest.	Amount Invested.	Interest realized.	
					Sterling.	Currency.
			p. c.	£ s. d.	£ s. d.	\$ cts.
SINKING FUND—Continued.						
<i>Loan of 1875.</i>						
Canadian securities	1 year	April 1, 1902..	5	2,600 0 0	130 0 0	632 66
"	1 "	" 1, 1902..	4	3,000 0 0	120 0 0	584 00
"	1 "	" 1, 1902..	2½	20,855 11 2	521 7 10	2,537 44
"	1 "	May 1, 1902..	4	62,833 11 2	2,513 6 10	12,231 60
"	½ "	" 1, 1902..	4	5,767 3 7	115 6 10	561 33
"	1 "	June 1, 1902..	3½	8,089 15 3	253 2 10	1,377 96
"	1 "	July 1, 1902..	3	87,582 8 4	2,627 9 6	12,787 04
"	½ "	" 1, 1902..	3	4,110 13 4	61 13 2	300 08
"	1 "	" 1, 1902..	4	34,465 13 9	1,378 11 10	6,709 14
					7,750 18 10	37,721 25
<i>Loan of 1876.</i>						
Canadian securities	1 year	April 1, 1902..	5	6,300 0 0	315 0 0	1,533 00
"	1 "	" 1, 1902..	4	6,800 0 0	272 0 0	1,323 74
"	1 "	" 1, 1902..	2½	41,953 13 11	1,048 16 10	5,104 36
"	1 "	May 1, 1902..	4	128,098 18 10	5,123 18 8	24,936 46
"	½ "	" 1, 1902..	4	13,290 0 6	265 16 3	1,293 63
"	1 "	June 1, 1902..	3½	19,195 17 1	671 17 2	3,269 70
"	1 "	July 1, 1902..	3	206,312 16 4	6,189 7 8	30,121 66
"	½ "	" 1, 1902..	3	1,543 5 2	23 3 0	112 66
"	1 "	" 1, 1902..	4	86,024 13 1	3,440 19 8	16,746 12
					17,350 19 3	84,441 33
<i>Loan of 1878-79.</i>						
Canadian securities	1 year	Apl. 1, 1902..	4	11,700 0 0	468 0 0	2,277 60
"	1 "	" 1, 1902..	2½	83,154 14 7	2,078 17 4	10,117 15
"	1 "	May 1, 1902..	4	198,260 7 7	7,930 8 4	38,594 68
"	½ "	" 1, 1902..	4	11,538 11 10	230 15 5	1,123 09
"	1 "	June 1, 1902..	3½	31,265 16 6	1,094 6 0	5,325 59
"	1 "	July 1, 1902..	3	323,891 12 6	9,716 15 0	47,288 18
"	½ "	" 1, 1902..	3	1,805 3 9	27 1 7	131 79
"	1 "	" 1, 1902..	4	121,877 12 1	4,875 2 0	23,725 49
					26,421 5 8	128,583 57
<i>Loan of 1884.</i>						
Canadian securities	1 year	Apl. 1, 1902..	4	500 0 0	20 0 0	97 34
"	1 "	" 1, 1902..	2½	65,562 4 10	1,639 1 2	7,976 74
"	1 "	May 1, 1902..	4	48,796 12 11	1,951 17 6	9,499 12
"	½ "	" 1, 1902..	4	13,729 12 11	274 11 9	1,336 33
"	1 "	June 1, 1902..	3½	95,766 5 9	3,351 16 4	16,312 18
"	½ "	" 1, 1902..	3½	5,378 7 7	93 19 4	457 30
"	1 "	July 1, 1902..	3	296,033 4 11	8,880 19 10	43,220 84
"	½ "	" 1, 1902..	3	14,873 13 8	223 2 2	1,085 79
"	1 "	" 1, 1902..	4	55,373 13 1	2,214 19 0	10,779 42
					18,650 7 1	90,765 06
<i>Loan of 1875-78.</i>						
Canadian securities	1 year	Apl. 1, 1902..	2½	153,505 12 3	3,837 12 10	18,676 52
"	½ "	" 1, 1902..	2½	11,158 10 7	139 9 7	678 80
"	1 "	May 1, 1902..	4	277,136 5 7	11,085 9 0	53,949 20
"	1 "	June 1, 1902..	3½	90,730 0 10	3,175 11 0	15,454 34
"	1 "	July 1, 1902..	4	148,100 0 0	5,924 0 0	28,830 13
"	1 "	" 1, 1902..	3	575,800 5 6	17,274 0 2	84,066 84
"	½ "	" 1, 1902..	3	32,279 4 3	484 3 9	2,354 38
					41,920 6 4	204,012 21
Total sinking funds					349,396 1 9	1,700,394 24

SESSIONAL PAPER No. 2

No. 21.

STATEMENT of Casual Revenue paid to the Receiver General for the Year ending
June 30, 1902.

From whom Received and Nature of Receipt.	\$ cts.	\$ cts.
<i>Department of the Secretary of State :—</i>		
Fees		21,200 18
<i>Department of Printing and Stationery :—</i>		
Sale of publications	4,179 50	
" waste paper	1,189 05	
Profits, Stationery Office	4,195 16	9,563 71
<i>Department of Agriculture :—</i>		
Cattle inspection	6,440 81	
Sales, experimental farms	5,329 40	
" butter	4,030 92	
" tobacco	74 17	
" wax, Red Deer	7 42	
" oak screenings	0 30	
" building, Little Red Deer	10 00	
" " on account Lunisfail	125 00	
" land, on account Innisfail	125 00	
" coal, Mabou	7 00	
" plant, Mabou	230 00	
Refund, previous years, advance vote	27,421 33	
" " expenditure	3 05	
" " British Government advance to Victor Dodd	150 00	
" " wharfage on butter	2 30	
" " C.P.R., rebate export butter	310 07	
" " on account Dairying Commission	125 00	
" " cheque not presented	84 25	
Churchleigh Ass'n., note paid	600 00	
Fine, infringement Fruit Market Act	4 75	
	45,080 77	
LESS—Amount paid for separator, Whitewood Creamery credited in error, 1900-01	10 40	45,070 37
<i>Finance Department :—</i>		
Conscience money	10 00	
Markham mortgage	1,610 00	
Boulton	1,191 20	
Outstanding cheques	5,740 37	
Short paid salaries	3 16	
Profit on silver coinage	111,397 53	
" copper coinage	9,552 94	
Refund, income tax High Commissioner's Office	2 55	
	129,507 75	
LESS—Refund, contractor's security	\$ 72 00	
Difference in exchange	0 02	
	72 02	129,435 73
<i>Department of Public Works :—</i>		
Sale of old material	5 94	
" coal screenings	208 21	
" old drapery, Arichat post office	2 70	
" dock boxes, Victoria	15 00	
" dynamite, Lévis Graving Dock	1 64	
Carried forward	233 49	205,269 99

2-3 EDWARD VII., A. 1903

No. 21.—STATEMENT of Casual Revenue paid to the Receiver General, &c.—Continued.

From whom Received and Nature of Receipt.	\$ cts.	\$ cts.
Brought forward.....	233 49	205,269 99
<i>Department of Public Works—Continued.</i>		
Sale of scrap iron, dredge vessels.....	11 63	
" " Ottawa.....	100 00	
" old iron to E. Pullen.....	445 32	
" old wheel Str. <i>Earl</i>	5 25	
" linoleum, St. John Savings Bank.....	5 00	
" greenhouse.....	49 85	
" old horse, telegraph lines, N.W.T.....	65 00	
" old stove, Ottawa buildings.....	4 00	
" old scow, Kingston dock.....	105 00	
" pile work, Owen Sound harbour.....	125 00	
" old timber, Tancock, N.S.....	17 65	
" old hull and boiler.....	105 79	
" old boilers.....	156 53	
" tank.....	18 92	
" lumber, Summerside.....	199 57	
" tools, Ingonish.....	5 40	
" " Black Rock.....	7 70	
" cement, Cow Bay breakwater.....	169 88	
" safe.....	8 00	
" desk—Berlin post office.....	5 00	
" logs, River Sydenham, Ont.....	40 00	
" iron fence, Charlottetown.....	162 95	
" old dredge <i>Queen</i>	127 00	
" plant, Government House, Regina.....	140 50	
" balance, timber, Yukon and Lewis River.....	2,157 02	
" old tubing.....	34 00	
Refund, previous years, harbours generally.....	25 10	
" " D. H. Keeley, telegraph lines.....	156 02	
" " Golden Windermere, telegraph line.....	21 69	
" " account paid twice, telegraph lines, N.W.T.....	29 00	
" " Lewes River, Yukon.....	61 43	
" " heating Dominion buildings, Alberta Transfer Co.....	7 47	
" " dredging.....	450 68	
" " Gull harbour.....	0 95	
" " damage done to Dawson Electric Co., Yukon.....	10 00	
" " pay list, Portage du Fort, bridge.....	1 50	
" " wages, Guide Wharf.....	3 45	
" " Battleford buildings.....	72 20	
" " registrar's house, Battleford.....	55 00	
Received for services, departmental mechanics.....	48 75	
" " snag boat <i>Sampson</i>	435 00	
" " work done by E. L. Turcotte.....	5 77	
" " workmen from N. W. Mounted Police.....	836 00	
" " work done by departmental workmen for Wm. Turcotte, Ottawa.....	2 90	
" " dredge <i>Challenge</i>	92 50	
Refund, previous years, by John Cowan.....	20 00	
" " R. Gavin.....	45 98	
" " C. McLenman, 14 days board.....	21 00	
" " expenditure.....	84 59	
Hire of scow, Newcastle district.....	40 50	
C. P. S. Co., damage done to William's Head Quarantine Station.....	1,024 00	
Unused balances, Magdalen Islands.....	362 86	
Contractors' security forfeited, Sault Ste. Marie Canal.....	2,300 00	
Privilege of laying track over Edmonton bridge.....	1 00	
Rent of post office, Victoria.....	3,605 00	
" " Portland.....	158 00	
" " Halifax.....	446 53	
" " Thistle building, Ottawa.....	200 00	
<i>Department of the Interior:—</i>		
Registration fees, North-west Territories and Yukon.....	42,161 15	
Refund on account of Relief Mortgages.....	1,415 37	
" " seed grain advanced, 1893.....	123 15	
Carried forward.....	43,699 67	16,030 32
		221,300 31

SESSIONAL PAPER No. 2

No. 21.—STATEMENT of Casual Revenue paid to the Receiver General, &c.—Continued

From whom Received and Name of Receipt.	\$ cts.	\$ cts.
Brought forward.....	43,699 67	221,300 31
<i>Department of the Interior—Concluded.</i>		
Refund on account of seed grain advanced, 1894.....	4,255 89	
" " " " 1895.....	1,752 21	
" " " " 1898.....	481 35	
" " " " 1900.....	694 78	
" " " " 1901.....	4,556 50	
" previous years, contingencies, J. W. Thompson.....	4 25	
" " sundry persons, living expenses.....	700 84	
" " R. C. Medler, salary and living allowance.....	204 83	
" " Dr. J. Patterson, account, salary.....	77 10	
" " sundry persons, travelling expenses.....	872 08	
" " railway fares.....	10 60	
" " Moore Mount, fire guard.....	246 75	
" " immigration.....	138 62	
" " Grange & Co., rent and storage, exhibits.....	50 00	
" " rent, Town Hall, Lecombe.....	12 50	
" " deposit, P.O. keys, Dawson.....	3 00	
" " J. S. Crera, hire of team.....	6 00	
" " one month's rent, Immigration Hall, Edmonton.....	50 00	
" " on account, advertisements, Yukon survey.....	17 50	
" " Mining Commissioner, account, provisions.....	7 76	
Sale of cabin, Dominion Creek.....	155 00	
" goat, E. D. Adams.....	20 00	
" standard measure.....	8 00	
" old safes, Kamloops.....	291 00	
" " Yorkton.....	75 00	
" coal, Dauphin.....	17 00	
" safe—Regina.....	175 00	
" two boilers—Yorkton.....	32 50	
" set of scales.....	60 00	
" survey outfit.....	192 30	
" old stove.....	6 00	
" old horse.....	70 00	
Cheque issued to Bert Campbell—not used.....	8 00	
		58,952 03
<i>Department of Indian Affairs—</i>		
Refund previous years, expenditure.....	0 70	
" " H. R. Halpin—defalcation.....	21 25	
" " " " overpaid salary.....	10 00	
" " Dr. Arthur.....	12 50	
" " G. H. Wheatley, travelling expenses.....	50 00	
" " Dr. Edwards.....	179 65	
" " H. A. Conroy, balance of expenses, Treaty No. 8.....	1,589 50	
" " amount paid twice, Sisters of Charity, Calgary Hospital.....	9 00	
" " advance to bury mother of Crow Shoe.....	3 00	
" " " " for threshing.....	25 20	
" " seed wheat supplied.....	699 48	
" " hay supplied Islington Bank.....	53 50	
" " Emerson Incandescent Light Co.....	1,450 00	
" " account of annuity.....	874 00	
Sale of horse.....	1 00	
" beef.....	38 16	
" lime.....	10 50	
" old building.....	23 00	
" wheat Elkhorn school.....	373 90	
" old stove and pit saw at Duck Lake.....	4 50	
" clothes horse.....	0 75	
" lime, Onion Lake.....	2 50	
Rent of room at Kamloops.....	20 00	
" agency house at Uchuelet.....	12 00	
" stable.....	5 00	
Work done, Rupert's Land.....	68 15	
" Elkhorn school.....	181 55	
" St. Pauls ".....	19 40	
Balance for school house, Sola, P. E. I.....	3 00	
		5,741 19
Carried forward.....		285,993 53

2-3 EDWARD VII., A. 1903

No. 21.—STATEMENT of Casual Revenue paid to the Receiver General, &c.—*Continued.*

From whom Received and Nature of Receipt.	\$	cts.	\$	cts.
Brought forward.....			285,993	53
<i>Department of Customs—</i>				
Conscience money.....	1,466	34		
Sale of old paper, Halifax.....	6	10		
" boat.....	17	00		
" stove.....	9	00		
" carpet.....	2	11		
" S.S. <i>Lord Roberts</i>	150	00		
" Bradley estate.....	628	81		
Refund previous years, sales of Officer Boswell, Banff.....	82	50		
" " commission twice paid.....	1	56		
" " Officer Armstrong.....	49	50		
" " expenditure.....	2	48		
Certificate cancelled.....	0	50		
Outstanding cheque.....	5	42		
Cheque issued in error in 1899.....	1	10		
Short paid salary.....	12	14		
	2,434	56		
LESS—Refund contingencies—Amount paid in error, Moncton.....	6	00		
			2,428	56
<i>Department of Justice—</i>				
Sale of old material, Kingston Penitentiary.....	10	46		
" old building.....	220	70		
" old barn.....	125	00		
" horses.....	127	10		
" old material, Manitoba Penitentiary.....	6	19		
" cordwood.....	47	85		
" old material, Dorchester Penitentiary.....	53	15		
" " St. Vincent de Paul Penitentiary.....	15	50		
" old fire arms, British Columbia Penitentiary.....	11	25		
" disinfectant.....	0	80		
" old material, Regina Jail.....	7	60		
" ox hide.....	2	40		
" deceased convicts' effects, Regina Jail.....	7	15		
" furniture used by Mounted Police.....	10	00		
Refund previous years, Brigham vs. King.....	573	76		
" " jurors' fees overpaid, Assiniboua.....	1	00		
" " previous years, on matches purchased, St. Vincent de Paul Penitentiary.....	13	00		
" " in connection with re-arrest of fugitive offender Oram.....	373	27		
" " costs in <i>re Likely vs. King</i>	65	09		
" " Charles Macdonald, Dawson, travelling expenses..	192	75		
Fees, Territorial Court, Yukon.....	3,848	07		
" Sheriff's Officer, Yukon.....	1,763	49		
			7,475	58
<i>Department of Militia and Defence:—</i>				
Refund, previous years, annual drill.....	194	00		
" " pay and allowances.....	31	25		
" " military properties.....	19	15		
" " camp deficiencies.....	883	50		
" " salary, Royal Military College.....	23	18		
" " postage.....	2	00		
" " Yukon force special account.....	30	50		
" " Halifax garrison.....	16	10		
" " travelling expenses Col. Montizambert.....	34	95		
" " overdrawn pay, Yukon.....	110	00		
Sale of old copper, Cartridge Factory.....	274	56		
Security forfeited, G. T. Ellis.....	50	00		
Refund of wages, May, June and July, 1901.....	138	00		
" contractor's security, owner, W. G. Donnelly, could not be found..	13	76		
			1,820	95
<i>Department of Railways and Canals:—</i>				
Refund, previous years, canal damages, Williamsburg Canal.....	49	00		
" " " Sault Ste. Marie.....	40	00		
" " " Welland.....	400	00		
" " " Lachine.....	15	21		
Carried forward.....	504	21	297,718	62

SESSIONAL PAPER No. 2

No. 21.—STATEMENT of Casual Revenue paid to the Receiver General, &c.—Continued.

From whom Received and Nature of Receipt.	\$ cts.	\$ cts.
Brought forward	504 21	297,718 62
<i>Department of Railways and Canals—Continued.</i>		
Refund, previous years, canal damages, Ste. Anne's lock	3 00	
" " " working expenses	7 97	
Security forfeits, J. Battle	3,918 67	
" " D. O'Brien	13,445 92	
" " Canada Bridge and Iron Co.	430 80	
Sale of empty oil barrels, Lachine Canal	30 50	
" " old rope	11 25	
" " scrap iron, Cornwall Canal	866 62	
" " " Welland "	1,322 75	
" " " Beauharnois Canal	353 40	
" " old timber, Williamsburg Canal	66 50	
" " " St. Ours lock	9 75	
" " saddles, blankets, &c., Klondyke Survey	106 92	
" " old barge	18 20	
" " scrap iron, P. Brennan	542 43	
" " " L. N. Tourney	306 10	
" " wood cut on Government land near Newboro'	10 00	
" " horses, mules and saddles	575 00	
" " pack-horse and outfit	101 18	
Damage to telephone line by Ottawa Transfer Co.	19 60	
Mail services performed by sundry railways	1,057 14	
Conscience money	0 10	
		23,709 01
<i>Department of Marine and Fisheries:—</i>		
Examination of masters and mates	5,288 52	
Sale of shipping forms	24 15	
Marine Register	48 94	
Sale of empty oil barrels and cans, &c.	1,165 11	
" " charts	13 85	
" " wrecks	631 12	
" " wreckage schooner <i>Mont Blanc</i>	45 07	
" " old steering gear <i>La Canadienne</i>	100 00	
" " old hawser and sails, Mirimichi Light Ship	54 75	
" " standing timber Cape Spencer Lighthouse	800 00	
" " condenser, Sombra Light	60 00	
" " old boats	14 00	
" " lumber	7 00	
" " old stove, old material, &c.	259 62	
" " nails, Halifax	17 75	
" " bricks, Briar Hill Fog Alarm	22 00	
" " insulating paper, Loggieville	130 00	
" " electric gear ss. <i>Minto</i>	25 00	
" " weather maps, Meteorological Office, Toronto	60 82	
" " uniform, R. Latimer	10 00	
" " Sackville Marine Hospital	140 00	
" " water lot, Halifax	536 60	
" " Sable Island	974 72	
Refund previous year, balance labour, northern lighthouses	23 00	
" " " account Dominion steamers	1,114 20	
" " " disbursements	250 00	
" " " fish breeding	350 45	
" " " fishing bounty	6 50	
" " " fishery protection service	215 10	
" " " signal service	25 00	
" " " hydrographic survey	500 00	
" " " Marine Hospitals	29 15	
" " wages, biological station	40 00	
" " rewards for saving life	20 00	
" " maintenance of lights	139 51	
" " investigations into wrecks	7 47	
" " distressed seamen	6 40	
" " steamboat inspection	481 15	
" " unforeseen expenses	16 18	
" " unclaimed fishing bounty cheques	96 50	
" " G. Larent, salary and disbursements	20 00	
Carried forward	13,769 63	321,427 63

2-3 EDWARD VII., A. 1903

No. 21.—STATEMENT of Casual Revenue paid to the Receiver General, &c.—*Concluded.*

From whom Received and Nature of Receipt.	\$	cts.	\$	cts.
Brought forward.....	13,769	63	321,427	63
<i>Department of Marine and Fisheries—Continued.</i>				
Refund, years previous duplicate payment drill instructor fishery protection service.....	33	00		
" F. Gourdeau.....	5	25		
Rent of salt water pond, Seal Island.....	1	00		
" land at St. Honcet.....	1	00		
" High Bluff, Presqu'Isle.....	5	00		
" boat house for B. C. Police.....	16	00		
Damages to tripod lantern, Soo canal.....	43	00		
For quit claim deed, granite, B.C.....	25	00		
" Simcoe.....	111	00		
" water lot, Michipicoton.....	200	00		
" to lighthouse reserve, Fort William.....	490	00		
" foreshore lots, North Vancouver.....	350	00		
For permission to cut marsh hay, Seven Island Bay.....	10	00		
Wages and effects distressed seamen.....	107	30		
Refund, cost of removal wreck <i>Prince of Wales</i> , Charlottetown Harbour.....	348	74		
Conscience money.....	9	50		
			15,525	42
<i>Department of Inland Revenue :—</i>				
Fees on account of Fertilizer's Act.....	374	00		
Adulteration of Food Act Revenue.....	211	00		
Refund previous years, account preventive service.....	0	55		
Refund guarantee premium, E. R. Barclay.....	1	80		
Sale of publications.....	4	30		
				591 65
<i>House of Commons :—</i>				
Fees on private bills.....				12,083 55
<i>The Senate :—</i>				
Fees on private bills.....	2,675	85		
Certified copies of Acts.....	162	80		
				2,838 65
<i>Post Office Department :—</i>				
Sundry items.....				2,923 19
<i>Department of Mounted Police :—</i>				
Contractor's security forfeited.....	15	80		
Refund previous years, N. W. M. Police appropriation.....	3,006	38		
				3,022 18
<i>Department of Trade and Commerce :—</i>				
Sale of grain samples.....				36 75
<i>Privy Council :—</i>				
Refund previous years, J. J. Magee.....	33	40		
" Contingencies.....	5	00		
				38 40
<i>Department of Labour :—</i>				
Subscription to Labour Gazette.....				1,061 13
<i>Geological Survey :—</i>				
Sale of publications.....	547	99		
" iron used in Athabaska well boring.....	54	83		
				602 82
Total.....			360,151	37

SESSIONAL PAPER No. 2

No. 22.

STATEMENT of Total Receipts on account of SUPERANNUATION for the Fiscal Year ending June 30, 1902.

From whom Received and Nature of Receipt.	Superannuation Revenue R. S. C. Cap. 18.		Superannuation Fund, 58 Vic., Cap. 12.		
	\$	cts.	\$	cts.	
Charges of Management—					
Assistant Receiver General's Office, Toronto	42	00			
" " Halifax.....	79	00	13	50	
" " St. John.....	78	88	28	00	
" " Winnipeg	101	00			
" " Victoria.....	62	00			
" " Charlottetown..	82	00			
		444	88	41	50
Civil Government—					
High Commissioner's Office.....	210	00			
Governor General's Secretary's Office.....	111	00	16	80	
Auditor General's Office.....	598	00	28	00	
Department of Privy Council.....	362	00	262	96	
" Justice.....	432	63	103	65	
" " Penitentiary Branch.....	64	00			
" Militia and Defence.....	581	10	338	33	
" Secretary of State.....	699	63	28	00	
" Printing and Stationery.....	498	63	77	00	
" Interior.....	1,703	71	316	75	
" North-west Mounted Police.....	212	00			
" Indian Affairs	765	38	22	75	
" Finance.....	876	25	14	40	
" Customs.....	554	25	157	77	
" Inland Revenue.....	508	26	215	50	
" Post Office.....	3,328	30	409	96	
" Agriculture.....	654	85	222	70	
" Marine and Fisheries.....	757	50	361	78	
" Public Works.....	529	00	196	00	
" Railways and Canals.....	663	29	112	00	
" Geological Survey.....	695	00	206	51	
" Trade and Commerce.....	105	87	80	50	
		14,910	65	3,215	11
Administration of Justice—					
Supreme Court Staff.....	128	63	38	50	
Exchequer Court	126	26			
		254	89	38	50
Penitentiaries.....		222	00	63	00
Legislation—					
House of Commons.....	1,063	96	304	31	
Senate.....	398	36	68	25	
Library.....	280	00			
		1,742	32	372	56
Arts, Agriculture and Statistics.....		37	00		
Quarantine.....		35	03		
Immigration.....		186	50		
Insurance Superintendent.....		164	00		
Indian Agencies.....		199	66		
North-west Mounted Police.....		754	77	71	26
Customs.....		7,798	21	1,741	88
Excise.....		4,380	55	672	45
Carried forward.....		31,130	46	6,216	26

2-3 EDWARD VII., A. 1903

No. 22.—STATEMENT of Total Receipts on account of SUPERANNUATION for the Fiscal Year ending June 30, 1902.

From whom Received and Nature of Receipt.	Superannuation Revenue, R. S. C. Cap. 18.		Superannuation Fund, 58 Vic., Cap. 12.	
	\$ cts.	\$ cts.	\$ cts.	\$ cts.
Brought forward		31,130 46		6,216 26
Culling		104 00		
Weights and Measures		340 36		38 60
Gas		161 04		
Adulteration of Food		114 67		
Railways and Canals		1,122 46		
Public Works		84 40		
Post Office		15,019 99		2,915 33
Dominion Lands		241 17		
Trade and Commerce		36 00		
Marine and Fisheries		727 89		
Yukon District		92 06		
Interest on abatement				
Total		49,174 50		3,899 90
LESS.—Refund of Superannuation abatement to the following persons—				13,070 09
Dominion Lands, J. M. Sutherland	\$ 462 69			
" E. A. Nash	413 92			
		876 61		
		48,297 89		13,070 09

PART III

EXPENDITURE STATEMENTS

2-3 EDWARD VII., A. 1903

INTEREST ON PUBLIC DEBT.

TO WHOM PAID.	DESCRIPTION OF DEBT	Time for which Interest was paid.	Date to which Interest was paid.	Rate of Interest.	Amount of Principal.	Interest Paid.	Total.
				P. C.	\$ cts.	\$ cts.	\$ cts.
	FUNDED.						
	<i>DEBENTURES AND INSCRIBED STOCK.</i>						
	<i>Payable in London.</i>						
Bank of Montreal....	Canada Reduced Loan.....	1 year.....	30th June, 1902.	4	31,350,595 88	1,254,263 83	
	Intercolonial Guaranteed Loan of 1869.....	1 " " " "	1st April, 1902.	4	14,600,000 00	584,000 00	
	Rupert's Land Loan, Guaranteed.....	1 " " " "	1st " " 1902.	4	1,400,000 00	58,400 00	
	Intercolonial Railway Guaranteed of 1873.....	1 " " " "	1st " " 1902.	5	2,433,333 34	121,666 66	
	Loan of 1875, Guaranteed.....	1 " " " "	1st " " 1902.	4	7,300,000 00	292,000 00	
	" 1878 " " " ".....	1 " " " "	1st " " 1902.	4	8,273,333 34	330,333 34	
	" 1874, Unguaranteed.....	1 " " " "	1st May, 1902.	4	19,466,666 67	778,666 67	
	" 1875 " " " ".....	1 " " " "	1st " " 1902.	4	4,866,666 66	194,666 67	
	" 1876 " " " ".....	1 " " " "	1st " " 1902.	4	12,166,666 66	486,666 67	
	" 1878-9 " " " ".....	1 " " " "	1st " " 1902.	4	21,900,000 00	876,000 00	
	" 1884 " " " ".....	1 " " " "	1st June, 1902.	3½	24,333,333 33	851,666 66	
	" 1885 " " " ".....	1 " " " "	1st July, 1902.	4	13,466,666 66	778,666 66	
	" 1888 " " " ".....	1 " " " "	1st " " 1902.	3	21,402,241 01	642,067 24	
	" 1892 " " " ".....	1 " " " "	1st " " 1902.	3	18,250,000 00	547,500 00	
	" 1894 " " " ".....	1 " " " "	1st " " 1902.	3	10,950,000 00	328,500 00	
	" 1897 " " " ".....	1 " " " "	1st April, 1902.	2½	9,733,333 33	243,333 34	
	<i>Payable in Canada.</i>						
Sundry persons.....	Loan of 1883.....	1 " " " "	1st May, 1902.	4	2,852,000 00		8,363,997 74
	" 1901.....	1 " " " "	30th June, 1902.	3½	500,000 00		114,020 00
	" 1901.....	1 " " " "	1st Mar., 1902.	3½	559,000 00		17,500 00
	Various.....	Various.....	Various.....	3½	1,060 00		19,565 00
	Stock "A".....	1 year.....	31st Mar., 1902.	6	8,000 00		31 88
	" "A".....	1 " " " "	30th April, 1902.	3½	86,098 34		3,613 40
	" "A".....	Various.....	Various.....	3½	1,000 00		30 64
	" "B".....	1 year.....	31st Oct., 1901.	3½	593,300 00		10,382 75
	" "B".....	1 " " " "	30th April, 1902.	3½	569,800 00		9,971 50
	" "B".....	Various.....	Various.....	3½	45,300 00		315 01

SESSIONAL PAPER No. 2

City and District Savings Bank	" " " " " " " "	1 year	30th April, 1902.	3½	49,066 34	1,717 32	
" " " " " " " "	" " " " " " " "	1 " "	30th June, 1902.	3½	1,500,000 00	52,500 00		
" " " " " " " "	" " " " " " " "	½ " "	30th June, 1902.	3½	500,000 00	8,750 00		
" " " " " " " "	" " " " " " " "	Various	Various	3½	500,000 00	1,534 24	62,784 24	
UNFUNDED.								
Sundry persons	Deposits in Savings Banks— Post Office Department	1 year	30th June, 1902.	3	*41,131,288 08	1,188,924 83		
	Finance Department	1 " "	30th " 1902.	3	*15,640,531 46	473,333 49		
Hon. Provincial Treasurer, Quebec	Railway Subsidies	1 " "	1st April, 1902.	5	2,394,000 00	65,823 36	1,662,258 32	
Indian Fund	Trust Funds	1 " "	30th June, 1902.	6	1,097,036 11	30,228 21	119,700 00	
	" " " "	1 " "	30th " 1902.	5	604,564 16	67,133 21		
	" " " "	1 " "	30th " 1902.	3	2,239,773 50	163,244 78	
Hon. Provincial Treasurer, Quebec	" " (on account)	1 " "	30th " 1902.	4	1,014 82	40 59	72,692 09	
School Lands Funds—	" " " "	½ " "	30th " 1902.	4	20 30	41		
Alberta	" " " "	Various	30th June, 1902.	3	* 53,498 14	1,540 32		
Assiniboia	" " " "	" " "	30th " 1902.	3	* 26,577 64	650 44		
Manitoba	" " " "	" " "	30th " 1902.	3	* 689,832 11	25,086 24		
Saskatchewan	" " " "	" " "	30th " 1902.	3	* 1,157 62	33 07		
Three Rivers Harbour	" " " "	1 year	30th " 1902.	4	27,310 07	
Sinking Fund	" " " "	½ " "	30th " 1902.	4	41 00	
Land Assurance Fund	Contractors' Securities	1 " "	30th " 1902.	3	* 48,323 39	1,188 91	
Sundry persons	Bank Circulation Redemption Fund	Various	30th " 1902.	3	* 927,476 40	28,254 38	
Sundry banks	Discount on Exchange	" " "	30th " 1902.	3	* 2,588,761 91	77,145 47	
Bank of Montreal	" " " "	" " "	30th " 1902.	Various	26,668 97	
" " " "	on Treasury Bills	181 days	31st Dec., 1901.	3½	2,433,333 33	42,933 32		
" " " "	" " " "	181 " "	30th June, 1902.	3½	6,083,333 33	98,041 65		
" " " "	Account Current	Various	30th " 1902.	Various	140,974 97	
Sundry persons	Compensation to Seigneurs	1 year	31st Dec., 1901.	6	75,813 34	4,548 80	34,991 98	
" " " "	" " " "	Various	Various	6	708 66	44 39		
" " " "	" " " "	" " "	" " "	5	153 00	4,563 19	
" " " "	Retirement Fund	1 year	30th June, 1902.	4	* 89,407 81	19 13	
" " " "	Superannuation Fund	1 " "	30th " 1902.	6	* 70,010 63	2,869 17	
" " " "	" " Abatement refunded	Various	30th " 1902.	5	3,899 90	
" " " "	Insurance Fund	1 year	30th " 1902.	6	* 16,163 22	372 95	
							900 39	
								10,975,935 15

Balan June 30, 1901.

SINKING FUNDS.

TO WHOM PAID.	LOANS.	Nature of Investment	Rate of Interest.	Amount Purchased.	Total.
			p. c.	\$ cts.	\$ cts.
Bank of Montreal	Canada Reduced	}	2½	75,433 33	792,355 41
"	"		3	339,571 23	
"	"		3½	60,477 27	
"	"		5	306,168 91	
Bank of England	Intercolonial Railway	}	2½	129,386 10	460,636 62
"	"		3	187,738 36	
Bank of Montreal	"		3	143,492 16	
Bank of England	Rupert's Land Loan	}	3	14,401 99	48,164 95
"	"		2½	16,782 14	
"	"		3	16,980 82	
Bank of Montreal	Loans of 1875-8	}	2½	106,725 47	365,295 54
"	"		3	126,367 76	
"	"		3	132,202 31	
"	Loan of 1874	} Canada Stock	2½	78,353 33	263,870 53
"	"		3	86,036 42	
"	"		4	99,480 78	
"	"		3	20,005 25	
"	Loan of 1875	}	4	40,381 52	60,386 77
"	"		3	9,205 18	
"	Loan of 1876	}	4	132,488 02	141,693 20
"	"		3	65,105 57	
"	Loans of 1878-9	}	4	166,669 06	231,774 63
"	"		2½	12,166 67	
"	Loan of 1884	}	3	89,208 34	205,202 94
"	"		3½	26,130 98	
"	"		3½	77,696 95	
"	"		4		
	Total				2,569,580 59

SESSIONAL PAPER No. 2

CHARGES OF MANAGEMENT.

TO WHOM PAID.	SERVICE.	\$ cts.	\$ cts.
SAVINGS BANK AND ASSISTANT RECEIVERS GENERAL'S OFFICES, & C.			
<i>Assistant Receiver General's Office, Toronto.</i>			
D. Creighton.....	Salary to June 30, 1902.....	3,000 00	
J. G. Ridout.....	" "	1,500 00	
C. E. Fleming.....	" "	600 00	
G. S. Kirkpatrick.....	" "	900 00	
M. Stewart.....	" "	600 00	
D. Creighton.....	Contingencies, including printing and stationery.....	319 15	6,919 15
<i>Assistant Receiver General's Office, Montreal</i>			
City and District Savings Bank.....	Amount paid that institution for acting as Assistant Receiver General for the year ended June 30, 1902.....	5,500 00	
	Contingencies, including printing and stationery.....	66 11	5,566 11
<i>Assistant Receiver General's Office, Halifax.</i>			
J. R. Wallace.....	Salary to June 30, 1902.....	2,200 00	
Lewis Parker.....	" "	1,400 00	
A. C. Johnson.....	" "	1,350 00	
J. A. Balcom.....	" "	1,200 00	
M. J. Ring.....	" "	450 00	
J. R. Wallace.....	Contingencies, including printing and stationery.....	669 98	7,269 98
<i>Assistant Receiver General's Office, St. John.</i>			
H. D. McLeod.....	Salary to June 30, 1902.....	2,200 00	
G. F. Sancton.....	" "	1,400 00	
J. E. Rourke.....	" "	800 00	
R. S. Cowan.....	" "	800 00	
R. Ewing.....	" "	600 00	
Thomas H. Lawson.....	" "	550 00	
H. D. McLeod.....	Contingencies, including printing and stationery.....	183 00	6,533 00
<i>Assistant Receiver General's Office, Winnipeg.</i>			
H. M. Drummond.....	Salary to June 30, 1902.....	2,250 00	
A. C. McMicken.....	" "	1,500 00	
E. W. H. Armstrong.....	" "	1,300 00	
R. E. Harstone.....	" "	150 00	
H. M. Drummond.....	Contingencies, including printing and stationery.....	465 77	5,665 77
<i>Assistant Receiver General's Office, Victoria.</i>			
J. H. McLaughlin.....	Salary to June 30, 1902.....	2,000 00	
D. B. McConnan.....	" "	1,100 00	
Walter Winsby.....	" "	700 00	
J. H. McLaughlin.....	Contingencies, including printing and stationery.....	487 85	4,287 85
<i>Assistant Receiver General's Office, Charlottetown.</i>			
P. Pope.....	Salary to June 30, 1902.....	1,950 00	
W. Leitch.....	" "	1,250 00	
P. Loughran.....	" "	900 00	
P. Pope.....	Contingencies, including printing and stationery.....	247 33	4,347 23
Carried forward			40,589 09

2-3 EDWARD VII., A. 1903

CHARGES OF MANAGEMENT—*Continued*

TO WHOM PAID.	SERVICE	\$	cts.	\$	cts.
	Brought forward.....			40,589	09
	SAVINGS BANKS AND ASSISTANT RECEIVERS GENERAL'S OFFICES, &C.— <i>Concluded.</i>				
	<i>Savings Banks, Nova Scotia</i>				
George Romans.....	For 1 year's salary, Acadia Mines.....	250	00		
Chas. H. Bent.....	" Amherst.....	400	00		
Peter Gruchy.....	" Arichat.....	400	00		
F. W. Homer.....	" Barrington.....	300	00		
Geo. E. Jost.....	" Guysboro'.....	300	00		
John Redden.....	" Kentville.....	400	00		
J. M. Rudolf.....	" Lunenburg.....	400	00		
C. P. McDougall.....	" Maitland.....	300	00		
A. C. Baillie.....	" Pictou.....	450	00		
E. D. Tremaine.....	" Port Hood.....	300	00		
W. W. Atwood.....	" Shelburne.....	300	00		
Thos. Campbell.....	" Sherbrooke.....	250	00		
John W. Morris.....	" Wallace.....	250	00		
Noerman B. Jones.....	" Weymouth.....	300	00		
				4,600	00
	<i>Savings Banks, New Brunswick.</i>				
Daniel Ferguson.....	For 1 year's salary, Chatham.....	400	00		
Wm. Montgomery.....	" Dalhousie.....	400	00		
A. F. Street.....	" Fredericton.....	400	00		
W. A. Park.....	" Newcastle.....	400	00		
				1,600	00
	<i>Savings Banks, Generally.</i>				
Sundry persons.....	For contingencies, including printing, binding and stationery.....			1,337	04
	PUBLIC DEBT.				
Bank of Montreal.....	For services as financial agents of the Government in London for the year ended June 30, 1902, at the rate of £150 per million of the debt.....	34,193	80		
	For $\frac{1}{8}$ of one per cent commission on amount of payments on current account.....	3,496	37		
	For $\frac{1}{4}$ of one per cent brokerage on the amount of stock purchased for investment in Sinking Funds.....	4,964	78		
	For $\frac{1}{16}$ of one per cent on £750,000 Treasury Bills.....	2,281	25		
	For $\frac{1}{4}$ of one per cent on \$1,000,000 Exchange.....	2,500	00		
	For amount paid for bill stamps.....	10,266	27		
	" cablegrams.....	10	70		
	" commutation of stamp duty and transfer of stock.....	1,250	13		
	" postage.....	404	55		
	" freight and express charges.....	21	39		
	" printing and advertising.....	445	89		
				59,835	13
Bank of England.....	For $\frac{1}{4}$ of one per cent brokerage on amount of stock purchased for investment in Sinking Funds.....	1,399	12		
	For amount paid for bill stamps.....	7	53		
				1,406	65
	Carried forward.....			109,367	91

SESSIONAL PAPER No. 2

CHARGES OF MANAGEMENT—*Concluded.*

TO WHOM PAID.	SERVICE.	\$ cts.	\$ cts.
	Brought forward.....		109,367 91
	MISCELLANEOUS.		
American Bank Note Co.	Printing notes.....	85,016 12	
Sundry persons.....	Cancelling and signing notes.....	7,245 96	
Dominion Express Co.....	Express charges.....	4,421 04	
Canadian Express Co.....	".....	2,465 38	
Assist. Receiver General:			
Montreal.....	Sundries.....	80 00	
Halifax.....	".....	66 95	
Victoria.....	".....	69 25	
Toronto.....	".....	66 95	
Winnipeg.....	".....	339 60	
St. John.....	".....	33 05	
Charlottetown.....	".....	24 90	
King's Printer.....	Printing.....	25 78	
S. J. Jenkins.....	Travelling expenses.....	189 73	
W. D. Ross.....	".....	354 85	
A. P. Sherwood.....	".....	24 10	
Sundry persons.....	Insurance premiums.....	551 50	
V. Lamarche.....	Professional services.....	10 00	
T. E. Hodgins.....	".....	10 00	
M. Hutchison.....	".....	500 00	
J. & J. Taylor.....	Cleaning time locks.....	1 50	
			101,496 66
	Total.....		210,864 57

REDEMPTION OF PUBLIC DEBT.

TO WHOM PAID.	SERVICE.	\$ cts.	\$ cts.
Sundry persons.....	For amount of undermentioned stock redeemed—		
	3½ per cent "A".....	1,000 00	
	3½ " "B".....	45,300 00	
	3½ " 1901.....	1,000 00	
	Provincial Notes, N.S.....	12 65	
	Compensation to Seigneurs.....	1,766 91	
	Temporary Loan.....	6,083,333 33	
			6,132,412 89

2-3 EDWARD VII., A. 1903

PREMIUM, DISCOUNT AND EXCHANGE.

	Amount purchased in Sterling.	Rate of Purchase.	Premium.	Total.
	£ s. d.		\$ cts.	\$ cts.
For amount of premium on Canadian securities purchased for Sinking Fund—				
3 per cent.	59,162 10 10	101	2,879 23	
3 "	10,000 0 0	101 $\frac{1}{4}$	730 00	
3 "	5,443 14 11	101 $\frac{3}{8}$	364 27	
3 "	20,206 6 0	101 $\frac{1}{2}$	1,475 07	
3 "	36,765 1 2	101 $\frac{3}{4}$	3,131 13	
3 "	22,267 18 7	102	2,167 41	
3 "	5,443 11 5	102 $\frac{1}{4}$	596 07	
3 "	20,350 0 0	102 $\frac{1}{2}$	2,475 91	
3 "	10,150 0 0	102 $\frac{3}{4}$	1,358 40	
3 "	10,524 12 5	103	1,536 59	
3 "	3,695 11 1	103 $\frac{1}{2}$	562 02	
3 "	20,415 14 11	103 $\frac{3}{4}$	3,229 10	
3 "	5,000 0 0	103 $\frac{5}{8}$	821 25	
3 "	4,500 0 0	103 $\frac{1}{2}$	766 50	
3 "	1,500 0 0	103 $\frac{3}{4}$	264 62	
3 "	722 19 8	103 $\frac{5}{8}$	131 95	
3 "	4,300 0 0	103 $\frac{5}{8}$	810 91	
3 "	2,500 0 0	104	486 67	
3 "	10,360 11 11	104 $\frac{1}{4}$	2,142 91	
3 $\frac{1}{2}$ "	4,562 0 4	103	666 07	
3 $\frac{1}{2}$ "	900 0 0	103 $\frac{1}{4}$	142 36	
3 $\frac{1}{2}$ "	12,334 4 0	103 $\frac{3}{8}$	2,100 91	
4 "	1,100 0 0	101	53 53	
4 "	10,800 0 0	101 $\frac{1}{2}$	591 30	
4 "	11,050 0 0	101 $\frac{1}{4}$	672 20	
4 "	1,000 0 0	101 $\frac{3}{8}$	66 32	
4 "	1,126 9 10	101 $\frac{1}{2}$	82 21	
4 "	11,000 0 0	101 $\frac{5}{8}$	836 46	
4 "	3,000 0 0	101 $\frac{5}{8}$	237 25	
4 "	400 0 0	101 $\frac{1}{2}$	34 07	
4 "	5,500 0 0	101 $\frac{3}{8}$	485 14	
4 "	1,800 0 0	101 $\frac{1}{4}$	164 25	
4 "	1,500 0 0	102	146 00	
4 "	7,600 0 0	102 $\frac{1}{8}$	785 97	
4 "	6,300 0 0	102 $\frac{3}{8}$	728 18	
4 "	9,900 0 0	102 $\frac{1}{2}$	1,204 49	
4 "	6,600 0 0	102 $\frac{3}{4}$	883 31	
4 "	7,000 0 0	102 $\frac{1}{2}$	958 12	
4 "	30,000 0 0	103	4,380 00	
4 "	16,426 10 10	103 $\frac{1}{4}$	2,498 20	
4 "	7,500 0 0	103 $\frac{3}{8}$	1,163 44	
4 "	6,500 0 0	103 $\frac{1}{4}$	1,028 08	
4 "	9,438 0 0	104	1,837 25	
4 "	4,444 11 5	106	1,297 80	
4 "	3,000 0 0	106 $\frac{1}{2}$	949 00	
4 "	200 0 0	107	68 13	
4 "	4,400 0 0	107 $\frac{1}{4}$	1,552 47	
4 "	1,500 0 0	107 $\frac{1}{2}$	547 50	
5 "	2,200 0 0	102 $\frac{3}{4}$	294 43	
				52,385 05

AN ACCOUNT OF all Allowances or Compensations granted as Retiring Allowances or Superannuations in all Services, paid during the Fiscal Year ended June 30, 1902.

Year when Superannuated.	Annual Allowance.	Age at Retirement.	Number of Years Service.	Number of Years added.	Cause of Retirement.	Name and Nature of Service at Time of Retirement.	Salary at Time of Retirement.	Average Salary three previous Years.	Amount paid during the Year.	Number of Months paid.
	\$ cts.						% cts.	\$ cts.	\$ cts.	
1899	280 00	54	14		Injury to right arm.	Allan, J. B., North-west Mounted Police	1,000 00	1,000 00	256 63	11
1897	176 00	59	22		Age and abolition of office.	Allard, Wm., Landing Waiter, New Carlisle	400 00	400 00	175 92	12
1893	168 00	72	24		" and infirmity	Anero, M., Light-keeper, Line E., Publico, N. S.	240 00	240 00	182 00	13
1884	620 00	71	31		"	Anos, James Smith, Clerk, Custom House, Hamilton.	1,000 00	1,000 00	619 92	12
1893	385 00	69	44		"	Anderson, Wm., Locker, Customs, Chatham, N. B.	550 00	550 00	384 96	12
1895	392 00	70	14		" and to promote efficiency and economy	Anderson, Thomas, Dominion Lands and Crown Timber Agent.	1,400 00	1,400 00	391 92	12
1897	332 50	67	42		Age and to improve staff	Anderson, Andrew, Interpreter, Grosse Island Quarantine.	475 00	475 00	332 40	12
1898	1,680 00	64	40		" and to promote efficiency and economy	Anderson, C. J., chief Clerk and Superintendent of Savings Bank Finance Department	2,400 00	2,400 00	1,680 00	12
1897	230 40	69	16		Age	Anderson, Wm., Clerk, Indian Agency	720 00	720 00	249 00	13
1889	560 00	61	35		Ill-health	Angers, Arthur E. S., Clerk, Montreal Post Office	800 00	800 00	559 92	12
1898	176 00	67	22		"	*Arcand, Flavien, Light-keeper, Seven Islands	500 00	500 00	88 01	6
1888	252 00	49	21		"	Argyle, Thomas, Light-keeper, Race Rocks, B. C	600 00	600 00	252 00	12
1885	666 96	47	29		"	Armstrong, G. H., Clerk, Hamilton Post Office	1,200 00	1,150 00	666 96	12
1895	180 00	80	15		Age	Armstrong, Thomas, Landing Waiter, Winnipeg, Man.	600 00	600 00	180 00	12
1901	447 12	64	44		" and ill-health	Armstrong, R., Foreman of Repairs, Williamsburg Canal	638 75	638 75	447 12	12
1900	384 00	70	24		"	Artz, William, Landing Waiter, Customs, Halifax.	800 00	800 00	384 00	12
1888	1,671 25	64	45		To promote efficiency and economy in reorganization of the Department	Ashworth, J., Cashier, Post Office Department	2,400 00	2,387 50	1,671 24	12
1883	990 00	53	26	4	Ill-health and to promote efficiency and economy	Austin, F. P., Clerk, Department of the Interior	1,700 00	1,650 00	990 00	12
1902	693 00	60	33		Age and failing health	Acheson, Anthony, Clerk, Customs, St. John, N. B.	1,050 00	1,050 00	462 00	8
1897	504 00	72	14		Ill-health	Bacon, Lt-Col. Thos., 1st Class Clerk, Militia Department	1,800 00	1,800 00	504 00	12
1897	192 00	42	16		Ill-health caused by sunstroke.	Bailey, Henry A., Landing Waiter, Amherstburg, Ont.	600 00	600 00	192 00	12
1897	360 00	48	18		Abolition of office	Bailey, Geo. O., 2nd Class Railway Mail Clerk, Three Rivers	1,050 00	1,000 00	360 00	12
1898	700 00	44	25		Ill-health and to promote economy	Baker, W. C., 2nd Class Clerk, Customs Department	1,400 00	1,400 00	699 96	12
1897	1,820 00	56	40		Promote efficiency and economy	Barker, R. W., Post Office inspector, London, Ont.	2,600 00	2,600 00	1,819 92	12
1895	240 00	61	20		Age and to promote efficiency and economy	Barnstead, E. H., Locker, Customs, Halifax	600 00	600 00	240 00	12
	14,100 23					Carried forward			13,790 48	

AN ACCOUNT of all Allowances or Compensations granted as Retiring Allowances or Superannuations, &c.—Continued.

Year when Superannuated.	Annual Allowance.	Age at Retirement.	Number of Years Service.	Number of Years added.	Cause of Retirement.	Name and Nature of Service at Time of Retirement.	Salary at Time of Retirement.	Average Salary three Previous Years.	Amount paid during the Year.	Number of Months paid.
	\$ cts.						\$ cts.	\$ cts.	\$ cts.	
	14,100 23					Brought forward.....			12,790 48
1891	2,240 00	68	46		Age	Baillargé, G. F., Deputy Minister of Public Works.	3,200 00	3,200 00	2,239 92	12
1897	682 50	38	15		To promote economy	Balderson, J. H., Secretary, Department of Railways and Canals.	2,350 00	2,275 00	682 43	12
1890	275 48	72	23		Age	Bannister, William, Messenger, Post Office Inspector's Office, St. John, N. B.				
1895	744 00	76	31		"	Barber, Jas., Clerk, Customs, St. John, N. B.	600 00	598 88	275 40	12
1884	224 00	51	14		To promote efficiency and economy		1,200 00	1,200 00	744 00	12
1887	216 48	61	33		Age	Barcello, J. E., Clerk in Post Office, Montreal.	800 00	800 00	223 92	12
1892	612 50	74	33		Age	Baré, Robert, Lock Labourer, Cardinal, Galops Rapids.	328 00	328 00	216 48	12
1888	168 00	72	14		" and failing health	Barrett, T. B., Collector of Customs, Dover, Ont.	875 00	875 00	612 48	12
1902	980 00	60	44		" and infirmity.	*Bartlett, Wm., Sub-Collector of Customs, Cartwright, Ont.	600 00	600 00	112 00	8
1894	528 00	40	22		Ill-health	Bartram, J. F., Surveyor of Customs, Ottawa.	1,400 00	1,400 00	489 96	6
1898	1,120 00	69	38		Age	Bascom, Benjamin, 2nd Class Clerk, Toronto Post Office.	1,200 00	1,200 00	528 00	12
1891	1,365 00	63	41		To promote efficiency and economy	Battle, M., Collector, Inland Revenue, Ottawa.	1,600 00	1,600 00	1,120 00	12
1895	1,680 00	63	33		Age and to promote economy	Baxter, R. W., Accountant of Contingencies, Finance Department	2,000 00	1,950 00	1,365 00	12
1897	114 00	73	19		Age and efficiency.	Bauset, S. P., Chief Clerk, Marine and Fisheries Department.	2,400 00	2,400 00	1,680 00	12
1896	221 00	62	17		Age and inability.	Beaton, Angus, Light-keeper, Pugwash, N.S.	300 00	300 00	85 50	0
1887	624 00	58	26		Ill-health.	Beattie, Thos., Assistant Inspector of Weights and Measures.	650 00	650 00	220 92	12
1894	652 80	55	34		"	Beatty, John, Clerk of Customs, Toronto.	1,200 00	1,200 00	624 00	12
1899	360 00	46	18		"	Beatty, Wm., 1st Class Railway Mail Clerk, Toronto Division.	960 00	960 00	652 80	12
1894	216 00	64	18		Age and infirmity	*Beauty, C. J., 3rd Class Clerk, Post Office Department.	1,000 00	1,000 00	390 00	13
1895	290 00	54	29		To promote efficiency.	Beaulnes, F. O., Letter Carrier, Montreal Post Office.	600 00	600 00	216 00	12
1901	324 00	68	27		Age.	Beazley, J., Locker, Halifax.	500 00	500 00	289 92	12
1900	460 00	71	24		Age and infirmity.	Bedell, J. A., Sub Collector Customs, Aroostook, N.B.	600 00	600 00	324 00	12
1895	288 00	62	18		Ill-health.	Béique, Louis, 1st Class Railway Mail Clerk, Montreal.	960 00	960 00	460 80	12
1899	784 00	55	28		" and promote efficiency and economy	Bell, J. P., 3rd Class Clerk, St. John Post Office.	800 00	800 00	288 00	12
1889	384 00	45	26		Abolition of office.	Bell, E. B., 2nd Class Clerk, Post Office Department	1,400 00	1,400 00	783 96	12
1893	1,750 00	72	38		Age.	Belland, J. E., Cutlers' Office, Quebec.	700 00	700 00	384 00	12
						Bellemare, R., Inspector Inland Revenue, Montreal.	2,500 00	2,500 00	1,604 13	11

SESSIONAL PAPER No. 2

1902	228 00	65	19	Infirmity and to promote efficiency.	Belyea, Uriah, Letter Carrier, St. John, N.B.	600 00	600 00	57 00	3
1900	672 00	69	36	Age and infirmity.	Bennett, J. O. Railway Mail Clerk, Toronto	960 00	960 00	336 00	6
1892	280 00	62	10	Abolition of office.	Bennett, Thomas, Immigration Agent, Winnipeg	1,400 00	1,400 00	279 98	12
1897	540 00	40	18	"	Bennett, J. H., Chief Railway Mail Clerk, Barrie, Ont.	1,500 00	1,500 00	540 00	12
1885	991 92	54	32	To promote efficiency and economy.					
1890	540 00	39	18	Ill-health.	Bélanger, J. A., 1st Class Clerk, Secretary of State Department.	1,600 00	1,550 00	991 92	12
1887	156 00	46	13	"	Bent, E. A., Railway Mail Clerk, Nova Scotia	1,600 00	1,600 00	540 00	12
1895	131 68	59	23	"	Bergin, W., Letter Carrier, Montreal Post Office	500 00	500 00	156 00	12
1894	76 00	70	19	Age.	Best, Edw., Lock Labourer, Rideau Canal	286 25	286 25	131 64	5
1900	614 40	67	32	" and infirmity.	Bigstey, C. W., Light-keeper, Isaac's Harbour, N.S.	200 00	200 00	31 65	5
1902	204 00	44	17	Defective eyesight.	Birchill, T. S., Railway Mail Clerk, Toronto	960 00	960 00	614 40	12
1883	180 00	67	15	Age and infirmity.	Bisson, I. L., Letter Carrier, Montreal	600 00	600 00	51 00	3
1891	171 00	65	19	" and failing health.	Bissonnette, J. B., Landing Waiter, St. Armand	600 00	600 00	180 00	12
1881	96 20	35	13	Ill-health.	Black, J. H., Sub-Collector of Customs, Pugwash, N.S.	450 00	450 00	171 00	12
1898	420 00	71	39	Age and infirmity.	Blackadar, T., Lock Labourer, Cornwall Canal	370 00	370 00	96 12	12
1897	374 00	74	34	" and defective eyesight.	Blackhall, J. G., Sub-Collector of Customs, Caraqueet, N.B.	600 00	600 00	420 00	12
1900	784 00	60	28	"	Blackman, W., Messenger, Halifax Post Office	550 00	550 00	373 92	12
1900	980 00	76	36	Injuries received while on duty.	Blanch, F. K., 2nd Class Clerk, Inland Revenue	1,400 00	1,400 00	437 33	7
1900	633 00	53	33	Ill-health.	Bloomley, Edwin, Chief Clerk, Customs, Montreal	1,400 00	1,400 00	979 92	12
1897	990 00	57	33	"	Blizzard, F. W., 1st Class Railway Mail Clerk, N.B.	960 00	960 00	633 00	12
1895	172 50	64	15	Age.	Blondeau, E. F. E., Chief Railway Mail Clerk, Quebec Div.	1,500 00	1,500 00	990 00	8
1901	640 00	56	32	" and to promote efficiency.	Bois, G. A., Sub-Collector of Customs, Edmundston	600 00	575 00	114 96	12
1890	980 00	62	35	To promote efficiency and economy.	Boivin, C. A., Collector Inland Revenue, St. Hyacinthe	1,000 00	1,000 00	639 96	12
1897	360 00	62	18	"	Bolduc, J. E., Assistant Postmaster, Quebec	1,400 00	1,400 00	979 92	12
1895	168 00	50	14	Efficiency and economy.	Bolster, G. I., Inspector, Weights and Measures, Orillia	1,000 00	1,000 00	360 00	12
1891	336 00	55	24	To promote efficiency and economy.	Bonness, J. D., Preventive Officer, Customs, St. Stephen	600 00	600 00	168 00	12
1897	161 50	42	17	Abolition of office.	Bonniez, O., Ticket Clerk, Ex-Warehouse, Customs Dept., Montreal	700 00	700 00	140 00	5
1892	210 00	70	40	Age.	Boulanger, A., Slide Master, Grand Décharge	475 00	475 00	161 40	12
1885	360 00	51	30	Ill-health.	Bourneuf, A., Sub-Collector of Customs, Weymouth	300 00	300 00	210 00	12
1892	190 00	56	25	Injuries while on duty.	Bowden, Alfred G., Sampler and Weigher, Customs, Quebec	600 00	600 00	360 00	12
1894	270 20	62	40	Loss of sight and rheumatism.	Bowie, John, Lock Tender, Cornwall Canal	380 00	380 00	189 96	12
1897	189 24	33	12	"	Boyle, R. W., Lockman, Welland Canal	860 00	860 00	270 12	12
1898	241 26	54	34	Age.	Boys, T. R., Clerk in Post Office Inspector's Office, Barrie	354 80	354 80	189 24	12
1901	354 20	60	39	" and infirmity.	Bradley, A. W., Lock Tender, Welland Canal	506 00	506 00	354 12	12
1901	313 72	51	31	Ill-health.	Bradley, R., Lock Tender, Welland Canal	506 00	506 00	313 68	12
1873	128 88	57	6	10 Abolition of office.	Bradley, C. W., Lost Tender, Welland Canal	433 33	433 33	10 74	1
1900	90 00	69	15	Age and ill-health.	Brennan, M., Bailiff, Trinity House, Montreal	300 00	300 00	75 00	10
1895	308 00	68	11	Age.	Brewster, G., Sub-Collector of Customs, Harvey, N.B.	1,400 00	1,400 00	307 92	12
1897	242 66	58	36	Ill-health.	Brookfield, E. W., Collector of Customs, Fort Erie, Ont.	346 66	346 66	242 64	12
1895	1,116 00	60	31	Age and to promote economy.	Bridges, William, Lock Tender, Cornwall Canal	1,800 00	1,800 00	1,116 00	12
1897	272 79	43	18	Abolition of office.	Broussau, E., 1st Class Clerk, Dept. Secretary of State	800 00	800 00	272 76	12
1895	252 00	67	21	Age.	Brooks, E. R. H., 3rd Class Clerk, Post Office Inspector's Office Sherbrooke	600 00	600 00	252 00	12
					Brown, John, Landing Waiter, Amherstburg				
					Carried forward			45,405 18	

47,823 74

AN ACCOUNT OF all Allowances or Compensations granted as Retiring Allowances or Superannuations, &c.—Continued.

Year when Superannuated.	Annual Allowance.	Age at Retirement.	Number of Years Service.	Number of Years added.	Cause of Retirement.	Name and Nature of Service at Time of Retirement.	Salary at Time of Retirement.	Average Salary three Previous Years.	Amount paid during Year.	Number of Months paid.
	\$ cts.						\$ cts.	% cts.	\$ cts.	
	47,823 74					Brought forward.....			45,405 18	
1883	102 00	58	17		To promote efficiency and economy.	Brown, W., Preventive Officer and Locker, Richibucto	300 00	300 00	102 00	12
1894	380 00	65	19		Age and ill-health.	Brown, J. F., 3rd Class Clerk, Dept. of Inland Revenue.	1,000 00	1,000 00	379 92	12
1901	561 00	68	3		"	Browne, G. W., Excise Officer, Inland Revenue, Kingston.	850 00	850 00	140 25	3
1901	216 00	46	18		Ill-health.	Bowell, B. R., Letter Carrier, Toronto.	600 00	600 00	216 00	12
1891	1,260 00	60	35		Age and failing health.	Bucke, P. E., 1st Class Clerk, P. O. Department.	1,800 00	1,800 00	1,260 00	12
1901	476 00	71	28		" and infirmity.	Bulmer, Wm., Excise Office in Revenue.	850 00	850 00	475 92	12
1901	200 00	64	25		" and infirmity.	Burlingham, J., Light keeper, Point Peter, O.	400 00	400 00	199 92	12
1898	372 00	68	18		" and infirmity.	Burns, W., Inspector of Gas, Kingston, Ont.	1,000 00	1,000 00	372 00	12
1900	632 80	65	34		Ill-health.	Burns, G. T., Railway Mail Clerk, Toronto.	960 00	960 00	632 80	12
1899	1,120 20	57	38		" to promote efficiency.	Burnham, G. A., Asst. P. O. Inspector, Toronto Division.	1,600 00	1,600 00	1,119 96	12
1901	522 00	51	29		Age and ill-health.	Caldwell, S. R., 2nd Class Clerk, Toronto P. O.	960 00	960 00	304 50	7
1901	505 63	64	26		"	Caldwell, S. R., Customs Surveyor, Halifax	1,000 00	972 33	336 97	8
1877	252 24	73	24		Abolition of office.	Cameron, Rev. John, Clerk, Statistical Office, Halifax.	1,500 00	1,500 00	730 00	12
1891	323 00	52	19		Ill-health and to promote economy.	Camyre, J. M., Excise Officer, Winnipeg.	1,000 00	1,000 00	252 24	12
1891	408 00	63	24		Age.	Carman, Hiram, Collector of Customs, Morrisburg, O.	850 00	850 00	322 92	12
1894	304 00	40	19		Ill-health.	Carman, J. A., Railway Mail Clerk, Winnipeg.	850 00	850 00	408 00	12
1889	96 00	71	12		"	Card, Nelson, Light-keeper, Isle Haute, N. S.	800 00	800 00	303 96	12
1899	1,008 00	48	28		To effect a reduction of staff.	Campbell, Wm., 1st Class Clerk, Governor General's Office.	400 00	400 00	96 00	12
1901	352 23	50	21		Ill-health.	Campbell, John, 2nd Class Clerk, Railway Mail Service, Halifax.	1,800 00	1,800 00	1,008 00	12
1894	288 00	62	18		Age.	Carson, G. A., Collector of Customs, Whitby.	900 00	833 88	264 24	9
1881	560 00	60	40		Abolition of office.	Carmichael, James E., Landing Surveyor and Measurer, and Surveyor of Shipping, Chatham, N. B.	800 00	800 00	288 00	12
1901	228 00	52	19		Ill-health, to promote efficiency.	Carrier, A., Letter Carrier, Montreal, Q.	800 00	800 00	559 92	12
1900	1,400 00	68 1/2	48		Age and to promote efficiency.	Carruthers, John, Assistant Postmaster, Toronto.	600 00	600 00	228 00	12
1901	196 26	73	20		" and ill-health.	Casselman, W. J., Lock Master, Williamburg Canal.	2,000 00	2,000 00	1,389 37	12
1901	192 00	66	16		"	Cassely, P., Letter Carrier, St. John, N. B.	338 38	338 38	98 13	6
1901	168 00	64	28		"	Cassidy, Jas., Light keeper, Entry Island.	600 00	600 00	48 00	3
1901	168 00	64	28		"	Cassidy, Jas., Light keeper, Entry Island.	300 00	300 00	140 00	10

2-3 EDWARD VII., A. 1903

AN ACCOUNT OF ALL ALLOWANCES OR COMPENSATIONS GRANTED AS RETIRING ALLOWANCES OR SUPERANNUATIONS, &c.—Continued.

Year when Superannuated.	Annual Allowance.		Age at Retirement.	Number of Years Service.	Number of Years added.	Cause of Retirement.	Name and Nature of Service at Time of Retirement.	Salary at time of Retirement.		Average Salary three previous years.		Amount paid during the Year.	Number of Months paid.
	\$	cts.						\$	cts.	\$	cts.		
	78,161	23					Brought forward					73,256	96
1901	324	00	71	27		Age	Deming, H. V., Clerk Landing Waiter, Customs	600	00	600	00	243	00
1893	204	00	64	17		" and infirmity	Denahy, John, Letter Carrier, London, Ont.	600	00	600	00	187	00
1894	537	60	92	28		Ill-health	Denis, A., Mail Clerk, Montreal Division	960	00	960	00	537	60
1894	166	66	50	26		Injuries received while on duty	Dennehy, J., Assistant Bridge-keeper, Cornwall	326	41	320	41	166	56
1884	80	00	33	9 ⁵ / ₈		Abolition of office	DeGaspé, G., Culler's Office, Quebec	400	00	400	00	80	00
1884	600	00	53	30		To promote efficiency	DeGaspé, A. A., 2nd Class Clerk, Post Office, Montreal	1,000	00	1,000	00	600	00
1899	223	56	65	23		Age and ill-health	Desjardins, David, Light-keeper at Pilgrim's Island, St. Lawrence	486	00	486	00	223	56
1898	115	60	72	17		Age and ill-health	DeLamondière, Charles, Landing Waiter, Killarney	340	00	340	00	115	60
1888	84	00	71	14		"	Deslauriers, I. N., Messenger, Dept. of Railway and Canals	300	00	300	00	84	00
1895	350	00	60	35		"	DesRivieres, T. L., Assistant Inspector, Weights and Measures, Montreal	500	00	500	00	349	92
1891	159	60	75	15		"							
1889	1,960	00	68	46		"	Deve, John, Chief Post Office Inspector	600	00	532	22	159	60
1901	384	00	69	24		" and ill-health	Dickson, Walter, Landing Waiter, Toronto Customs	2,800	00	2,800	00	1,939	96
1901	176	00	62	22		"	Dickson, W. E., Light-keeper, West End, Long Point	800	00	800	00	384	00
1896	468	00	68	13		To promote economy	Dingman, A., Inspector of Indian Agencies	400	00	400	00	175	92
1891	80	04	49	10		Abolition of office	Dion, Samuel D., Keeper, Fog Alarm, Point Ste. Anne, Gaspé	1,800	00	1,800	00	468	00
1897	1,068	16	62	29		To promote efficiency and economy		400	00	400	00	80	04
1895	578	00	76	34		Age and ill-health	Dionne, J. F., Chief Clerk Patent Office, Dept. of Agriculture	1,900	00	1,841	66	1,068	12
1900	324	00	68	18		Age and ill-health	Dixon, H. A. L., Clerk in Customs, Hamilton	850	00	850	00	577	92
1881	276	00	67	23		Age	Dodds, F. W., Deputy Collector, Inland Revenue	900	00	900	00	324	00
1897	368	00	55	23		Ill-health	Douglas, R., Sub-Collector of Customs, Buctouche	600	00	600	00	276	00
1897	200	95	71	40		Age and infirmity	Dorton, E., 2nd Class Railway Mail Clerk, Sherbrooke, Que.	800	00	800	00	367	92
1887	300	00	63	23	2	Ill-health and to promote efficiency	Doyle, James, Lock Labourer, Kingston Mills	287	08	287	08	234	56
1882	196	56	51	28		Ill-health	Drzois, Pierre, Collector of Customs, Lacolle, Que.	600	00	600	00	300	00
1901	178	50	49	31		"	Driscoll, M., Lock and Bridge-tender, Welland Canal	351	00	351	00	196	56
1897	288	00	69	24		Age and infirmity	Driscoll, Thos., Lock Labourer, Rideau Canal	287	91	287	91	59	48
1896	223	68	66	23		" and ill-health	Dubuc, L., Letter Carrier, Montreal	600	00	600	00	288	00
1890	470	00	75	35		"	Dubuc, Mrs. Charlotte, Bridge-keeper, Chambly Canal	486	25	486	25	223	68
1886	840	00	66	35		"	Duff, John, Sub-Collector, Customs, Kridgetown, Ont.	700	00	672	22	470	52
1899	172	80	69	24		" and infirmity	Duff, Alex., Lock-keeper and Gauger, Customs, Toronto	1,200	00	1,200	00	840	00
1899						"	Duffin, Saml., Lock-tender, Welland Canal	360	00	360	00	172	80

SESSIONAL PAPER No. 2

1901	612 00	79	17	"	Dunbrille, John, Collector, Inland Revenue, Prescott, Ont.	1,800 00	1,800 00	255 00	5
1901	520 00	52	26	Ill-health.	Dunbar, J. no., 2nd Class Clerk, Toronto Post Office.	1,000 00	1,000 00	519 96	12
1901	792 00	59	33	"	Duncan, R., 2nd Class Clerk, Montreal Post Office.	1,200 00	1,200 00	792 00	12
1895	979 92	57	38	To promote efficiency.	Dunlevie, H. G., 2nd Class Clerk, P. O. Department.	1,400 00	1,400 00	979 92	12
1891	242 28	48	16	Ill-health.	Dunn, Thomas, 2nd Class Railway Mail Clerk, Barrie, Ont.	1,000 00	1,000 00	242 40	12
1894	280 00	43	14	"	Dunn, D., 3rd Class Clerk, Department of Interior	800 00	800 00	279 96	12
1887	1,100 00	50	25	"	Dupont, C. J., Inspector of Inland Revenue, B.C.	2,200 00	2,200 00	1,100 00	12
1895	235 44	73	41	Age and failing health.	Duval, F., Lockman, St. Ours.	336 00	336 00	235 44	12
1901	672 00	51	28	Failing health.	Eagle, R. H., Excise Officer, Inland Revenue, Perth, Ont.	1,200 00	1,200 00	672 00	12
1877	499 56	42	24	Ill-health.	Eager, J. B., Clerk, Post Office, Hamilton	1,073 00	1,073 00	499 56	12
1888	520 00	75	20	"	Easton, George, Collector of Customs, Brockville.	1,300 00	1,300 00	519 96	12
1901	289 00	61	17	Age and ill-health.	Eberts, J. A., Clerk H. M. Customs, Clatham, Ont.	850 00	850 00	288 96	12
1894	146 68	68	19	Defective sight.	Edgecroft, R., Lockman, Welland Canal.	386 00	386 00	146 64	12
1897	219 98	74	31	Age and ill-health.	Edmonds, Jas., Bridge-tender, Welland Canal.	354 80	354 80	219 96	12
1897	432 00	67	18	To promote efficiency and economy.	Egan, Jas., Inspector of Weights and Measures, London, Ont.	1,200 00	1,200 00	432 00	12
1898	576 00	62	30	On account of an accident.	Egan, John, 1st Class Railway Mail Clerk, Toronto Division.	960 00	960 00	576 00	12
1881	210 00	55	15	Ill-health.	Elfiot, R. N., Excise Officer, Windsor, Ont.	700 00	700 00	210 00	12
1897	143 73	40	11	"	Ellis, R. Yates, 2nd Class Railway Mail Clerk, British Columbia.	800 00	653 33	143 40	12
1897	204 52	41	13	To promote efficiency and economy.	Embury W. J., 3rd Class Clerk, Belleville Post Office	800 00	786 66	204 48	12
1891	1,400 04	66	42	Age	Enery, Michael, Assistant Postmaster, Montreal.	2,000 00	2,000 00	1,166 70	10
1901	480 00	61	30	" and to promote efficiency.	Estey, F. A., 2nd Class Railway Mail Clerk, New Brunswick.	800 00	800 00	480 00	12
1882	226 30	62	31	"	Falcy, Patrick, Lock and Bridge-tender, Welland Canal.	365 00	365 00	226 20	12
1897	840 00	63	38	" and ill-health.	Falkner, H. F., 2nd Class Clerk, Toronto Post Office.	1,200 00	1,200 00	840 00	12
1901	303 75	54	30	Abolition of office.	Farley, C. J., Lock Master, lock 26, Cardinal.	506 25	506 25	151 86	6
1901	348 00	67	29	Age and infirmities.	Fenoglio, A. T., Master Customs, Montreal.	600 00	600 00	348 00	12
1888	600 00	54	27	Abolition of office.	Ferguson, James, Marine Mail Clerk	1,000 00	1,000 00	600 00	12
1888	240 00	35	15	Ill-health.	Ferguson, Horace, 3rd Class, Post Office Inspector's Office, Vict.	800 00	800 00	240 00	12
1875	241 92	37	13	"	Ferland, S., Clerk, Department of Agriculture	1,100 00	1,100 00	241 92	12
1900	648 00	50	27	"	Filitrault, J. T., 2nd Class Clerk, Montreal Post Office.	1,200 00	1,200 00	648 00	12
1901	576 00	41	24	"	Finea, J. L., 2nd Class Clerk, St. John Post Office.	1,200 09	1,200 09	576 00	12
1890	1,080 00	67	30	Age and infirmity.	Finaison, C. S., Chief Clerk, Customs, B.C.	1,800 00	1,800 00	1,080 00	12
1901	441 77	62	28	Age and to promote efficiency.	Finlay, J. T. C. Sub-Collector of Customs, St. Thomas, O.	788 88	788 88	257 67	7
1880	436 00	47	5	Abolition of office.	Flinn, John, Warden, Halifax Penitentiary.	2,000 00	2,000 00	436 00	12
1895	1,680 00	61	35	Age	Fissault, H. A., Law Clerk, Department of Railway and Canals.	2,400 00	2,400 00	1,680 00	12
1901	216 00	59	27	Abolition of office.	Foley, P. J., Sub Collector of Customs New Bandon, N. B.	400 00	400 00	216 00	12
1897	1,298 50	44	27	Ill-health.	Foot, Thomas, Accountant, Intercolonial Railway, Moncton.	2,400 00	2,275 00	1,228 44	12
1897	288 00	71	18	Age and infirmity.	Forbes, G. N., 3rd Class Clerk, Montreal Post Office.	800 00	800 00	288 00	12
1888	504 44	52	20	Abolition of office.	Forsyth, John, 1st Class Clerk, Post Office Inspector's Office, Barrie.	1,300 00	1,261 14	504 36	12
1900	226 79	77	32	Age and ill-health.	Foster, James, Lock Tender, Welland Canal.	354 36	354 36	226 80	12
1901	404 25	77	32	Age and ill-health.	Foster, A., Lock Tender, Welland Canal.	577 50	577 50	404 25	12
1897	260 00	44	13	Abolition of office.	Fraser, H. White, Inspector N. W. M. Police.	1,000 00	1,000 00	259 92	12
1890	672 00	60	27	To promote efficiency and economy.	Frchette, O., 2nd Class Clerk, Post Office, Quebec.	1,200 00	1,200 00	672 00	12
1886	251 28	73	17	Age	Fredrickson, J., Excise-man, St. John, N. B.	750 00	739 16	251 28	12
1899	72 00	69	18	" and infirmity.	Fulmer W. A., Sub-Collector of Customs.	200 00	200 00	74 00	4
1889	182 23	56	22	Loss of eyesight.	Gaffney, Lawrence, Lock Tender, Cornwall Canal.	414 16	414 16	182 16	12
									106,038 28
112,101 24									Carried forward

AN ACCOUNT OF ALL ALLOWANCES OR COMPENSATIONS GRANTED AS RETIRING ALLOWANCES OR SUPERANNUATIONS, &c.—Continued.

Year when Superannuated.	Annual Allowance.	Age at Retirement.	Number of Years Service.	Number of Years Added.	Cause of Retirement.	Name and Nature of Service at Time of Retirement.	Salary at Time of Retirement.	Average Salary three Previous Years.	Amount paid during the Year.	Number of Months paid.
	\$ cts.						\$ cts.	\$ cts.	\$ cts.	
	117,101 24					Brought forward.....			106,038 28	
1901	756 00	56	27		Bodily infirmity	Gagnon, S., North-west Mounted Police	1,400 00	1,400 00	756 00	12
1899	197 60	38	13		Failing eyesight	Galbraith, J., 3rd Class Clerk, Toronto, Post Office	760 00	760 00	197 52	12
1892	260 00	79	13		Abolition of office	Gardner, S., Immigration Agent, St. John, N.B.	1,000 00	1,000 00	259 92	12
1901	240 00	41	20		Ill-health	Gardner, R. B., Letter Carrier, Toronto, Ont.	600 00	600 00	120 00	6
1898	308 00	67	11		Age and infirmity	Gaudet, M. E. H., Surgeon, St. Vincent de Paul Penitentiary	1,400 00	1,400 00	307 92	12
1890	263 16	59	26		Ill-health	Geavin, John, Foreman, Welland Canal	506 00	506 00	263 16	12
1901	420 00	63	40		Age	Gerald, A. S., Customs, Prescott	600 00	600 00	210 00	6
1890	112 20	69	19		" and injury	Gendron, Charles, Labourer, Beauharnois Canal	235 30	235 30	112 20	12
1898	192 97	55	28		" and injury	Gleeson, Jas., Lockman, Cornwall Canal	344 58	344 58	192 96	12
1897	360 00	38	15		To promote efficiency and economy	Gillen, Alfred, 2nd Class Clerk, Belleville Post Office	1,200 00	1,200 00	360 00	12
1901	354 37	57	39		Defective sight	Gillic, John, Lock Master, Cornwall Canal	506 25	506 25	88 59	3
1901	231 70	64	33		Age and ill-health	Gibson, R., Lock Tender, Welland Canal	351 00	351 00	231 60	12
1901	369 77	73	52		" defective sight	Gillespie, D., Lock Master, Cornwall Canal	528 25	528 25	30 81	1
1901	204 00	62	17		" to promote efficiency	Gilmour, R., Letter Carrier, Kingston, Ont.	600 00	600 00	51 00	3
1901	576 00	61	31		To promote efficiency	Girard, F. X., Medical Attendant on Indians	1,600 00	1,600 00	528 00	11
1897	595 00	71	41		Age	Gilbert, Frank, Keeper, Senate News Room	850 00	850 00	594 96	12
1881	64 40	63	14		" and ill-health	Glover, H., Labourer, Rideau Canal	365 00	365 00	64 32	12
1897	930 00	63	31		" and ill-health	Gordon, Ed., Chief Railway Mail Clerk, Ottawa	1,500 00	1,500 00	930 00	12
1897	785 33	40	19		To improve organization and efficiency	Gordon, J. McD., Inspector of Dominion Land Agencies	2,000 00	2,063 67	785 28	12
1895	1,960 00	70	33 1/2		Age and to promote economy	Godson, H., Chief Inspector of Inland Revenue	2,800 00	2,800 00	1,959 96	12
1891	169 08	46	12		Physical debility	Gollinger, W. G., Lock Master, Welland Canal	384 17	384 17	169 08	11
1901	335 50	61	31		Age and ill-health	Goodfellow, H. G., 1st Class Railway Mail Clerk, Montreal	960 00	960 00	545 60	11
1901	324 00	55	27		Ill-health	Goodwin, Wm., Letter Bag Collector, Ottawa	600 00	600 00	216 00	8
1897	264 00	60	22		Age and infirmity	Gorman, S., Letter Carrier, Montreal Post Office	600 00	600 00	264 00	12
1900	520 00	72 1/2	26		"	Gott, George, Collector of Customs, Anheimsburg, Ont.	1,000 00	1,000 00	519 96	12
1894	150 00	37	5	10	Abolition of office	Gouin, W. G., Inland Revenue Department, Three Rivers	500 00	500 00	150 00	12
1897	696 00	83	29		Age	Gove, C. M., Collector of Customs, St. Andrew's	1,200 00	1,200 00	696 00	12
1901	1,750 00	75	35		"	Gow, Jas., Inland Revenue, Windsor, Ont.	2,500 00	2,500 00	1,312 47	9
1899	792 00	53	33		Defective eyesight	Goyette, H., 2nd Class Clerk, Montreal Post Office	1,200 00	1,200 00	792 00	12

SESSIONAL PAPER No. 2

1890	1,860 00	64	31	Age and ill-health.	Graham, John, Assistant Receiver General, Victoria, B.C.	3,000 00	1,860 00
1883	460 00	31	15	Ill-health	Grant, G. W., Clerk, Customs Department.	1,500 00	412 50
1837	96 00	69	32	Age and abolition of office.	Graves, W., Sub-Collector of Customs, Port Lorne.	150 00	96 00
1883	1,260 00	53	33	To promote efficiency and economy.	Green, James A., Surveyor of Customs, Quebec.	1,800 00	1,260 00
1885	350 00	65	32	Loss of sight.	Grenier, B., Messenger, Privy Council Office.	500 00	349 92
1895	130 71	59	22	Ill-health.	Grenier, E., Lockman, Beauharnois Canal.	297 08	130 80
1891	145 56	71	21	Age and nervous debility	Greenan, Thomas, Lachine Canal.	346 56	145 56
1891	576 00	69	24	Age and nervous debility	Grey, Samuel, Excise Office, Hamilton Division.	1,200 00	576 00
1899	240 00	69	15	" and ill-health	Griffin, John, Railway Mail Clerk, Ottawa Division.	800 00	240 00
1901	1,050 60	65	39	" " and physical debility	Griffin, W. F., 1st Class Clerk, Inspector, Toronto.	1,500 00	1,050 60
1894	224 00	65	16	" " and physical debility	Griffin, W. W., Assistant Inspector Weights, Measures and Gas, Brockville.	700 00	223 92
1889	187 00	34	17	Abolition of office	Grogan, S. P., Cullers' Office, Quebec.	550 00	171 38
1895	240 00	48	15	Ill-health.	Gouvernement, J. R., 2nd Class R. M. Clerk, Sherbrook.	800 00	240 00
1894	187 00	68	17	Age.	Haddington, M. J., Clerk, Customs, Kingston.	550 00	186 96
1899	1,456 00	52	26	Incapacity and to improve organization of Department.	*Hall, J. R., Secretary of Department of Interior.	2,800 00	1,455 96
1901	756 00	46	21	Ill-health.	Hall, C. R., Asst. Accountant Inland Revenue Department.	1,800 00	756 00
1894	483 60	60	36	Age and abolition of office.	Hamilton, A., Employee, Welland Canal.	816 00	483 60
1898	440 00	63	20	" and ill-health.	Hamilton, A. G., Collector of Customs, North, Sydney, C. B.	1,100 00	439 92
1890	2,356 00	31	30	" " and to promote efficiency.	Hamley, Hon. W., Collector of Customs, Victoria, B.C.	3,800 00	2,355 96
1892	624 00	62	26	" " and failing health.	Hanford, Wm., 2nd Class Clerk, Quebec Post Office.	1,200 00	624 00
1895	361 20	67	39	" " and failing health.	Hannah, Geo., Lock-tender, Welland Canal.	516 00	361 20
1902	245 00	69	37	" " infirmity	Hanna, Chas., Bridge tender, Welland Canal.	350 00	240 41
1902	217 00	67	31	" " " "	Hanna, Alex., " "	350 00	18 08
1898	224 00	69	28	Abolition of office.	Hansow, G. R., Sub-Collector, Customs, Lepreaux, N.B.	400 00	223 92
1894	840 00	80	47	Age.	Harding, W. S., Inspecting Physician, St. John.	1,200 00	840 00
1899	1,400 00	61	25	" and to promote efficiency.	Hargrave, W., Postmaster, Winnipeg, M.	2,800 00	1,399 92
1892	188 74	40	19	Ill-health	Hartley, H. E., Lock-tender, Chute a Blondeau.	486 67	188 64
1893	816 00	60	33	Age and infirmity.	Hartstone, A., 2nd Class Clerk, Toronto Post Office.	1,200 00	612 00
1889	96 00	71	12	" " " "	Harrison, Thomas, Light-keeper, Rondeau, Ont.	400 00	96 00
1899	624 00	53	26	Ill-health and to promote economy.	Harris, W. H., 1st Class Clerk, Post Office, Charlottetown.	1,200 00	624 00
1900	130 00	75	13	Age.	Harris, Edward, Sub-Collector Customs, Kentville, N.S.	500 00	129 96
1880	460 00	56	20	To promote efficiency.	Hart, D. W., Collector Inland Revenue, Paris.	1,200 00	459 96
1895	379 50	39	22	To promote efficiency and economy.	Hatch, Walter, 3rd Class Clerk, Department of Interior.	862 50	379 44
1901	1,680 00	71	44	To promote efficiency and economy.	Hayes, F. B., Translator, House of Commons.	2,400 00	1,680 00
1883	150 00	63	25	Age.	Hearn, James, Preventive Officer, Anticost, N.S.	300 00	150 00
1888	129 00	39	15	Injuries received while on duty.	Heath, Daniel, Lock Labourer, Cornwall Canal.	430 00	129 00
1899	354 20	74	45	Age and ill-health	Hender, A., Foreman, Chambly Canal.	506 00	354 12
1895	672 00	67	28	" " " "	Henry, J. M. B., Collector of Inland Revenue, Ottawa.	1,200 00	672 00
1900	1,144 00	60	22	" " and to promote efficiency.	Herchner, Lt. Col., L. W., Commissioner, N.W.M. Police.	2,600 00	1,143 96
1899	392 00	65	14	" " " "	Hiam, W. H., Land Agent, Brandon.	1,400 00	391 92
1901	245 74	61	35	" " and ill-health.	Higgins, N., Lock-tender, Welland Canal.	351 06	245 64
	150,408 27				Carried forward.		139,867 24

* Dead.

2-3 EDWARD VII., A. 1903

AN ACCOUNT OF all Allowances or Compensations granted as Retiring Allowances or Superannuations, &c.—Continued.

Year when Superannuated.	Annual Allowance.	Age at Retirement.	Number of Years Service.	Number of Years Added.	Cause of Retirement.	Name and Nature of Service at time of Retirement.	Salary at time of Retirement.	Average Salary three Previous Years.	Amount paid during the Year.	Number of Months paid.
	\$ cts.						\$ cts.	%	\$ cts.	
	150,408 27					Brought forward.			139,867 24	
1901	361 20	70	51		Age and infirmity.	Higgins, A., Water Regulator, Welland Canal.	516 00	516 00	361 20	12
1890	516 15	40	19		Ill-health.	Hill, W. B. A., 2nd Class Clerk, Railway and Canals Department.	1,400 00	1,358 33	516 12	12
1901	693 34	60	26		Age and ill-health.	Hill, A. M., Dy. Collector Inland Revenue, St. Stephens, N.S.	1,333 00	1,333 00	418 81	11
1893	240 00	69	10		Age and to promote efficiency and economy.	Hilliard, W. M., Dominion Lands Agent.	1,200 00	1,200 00	240 00	12
1880	1,122 00	56	33		Ill-health.	Himsworth, F. A., Clerk, Privy Council.	1,750 00	1,700 00	1,122 00	12
1901	256 00	63	16		Age and ill-health.	*Hoben, C. F., Railway Mail Clerk, New Brunswick.	800 00	800 00	213 30	10
1895	384 00	61	32		" and to promote economy.	Hodges, R. W., Locker, Customs, Halifax.	600 00	600 00	384 00	12
1898	700 00	48	28		Ill-health, abolition of office.	Hopkirk, J. E., 1st Class Clerk, Post Office Inspector's Office, Kingston.	1,250 00	1,250 00	699 95	12
1898	322 00	71	23		Age and infirmity.	*Hook, W., Collector of Customs, Ingersoll, Ont.	700 00	700 00	214 64	8
1895	224 00	74	28		" and ill-health.	Horne, Edwin, Light-keeper, Peggy's Point and Meagher's Beach.	400 00	400 00	223 92	12
1898	204 24	71	30		" and ill-health.	Howarth, Jas., Lock Labourer, Rideau Canal.	340 00	340 00	204 24	12
1883	134 14	67	29		"	Howe, James, Employee, Welland Canal.	333 00	333 00	193 08	12
1883	204 15	69	29		"	Howe, John, Employee, Welland Canal.	352 00	352 00	204 12	12
1887	1,216 00	44	22	10	Abolition of office.	Howe, Sydenham, Dominion Auditor, Halifax, N.S.	1,900 00	1,900 00	1,215 95	12
1901	525 00	76	38		Age to promote efficiency and economy.	Hour, Wm., Landing Waiter, Customs, Toronto.	750 00	750 00	43 75	1
1897	400 00	54	20		Ill-health.	Hudon, A., Excise Officer, Montreal.	1,000 00	1,000 00	399 95	12
1895	576 00	73	32		Age.	Humphrey, John, Landing Waiter, St. John, N.B.	900 00	900 00	240 00	5
1897	560 00	63	20		To promote efficiency and economy.	Hungard, R. T., Inspector of Gas and Weights and Measures.	1,400 00	1,400 00	550 00	12
1895	555 80	63	29		Age and incompetency.	Hynes, Patrick, Railway Mail Clerk, Barrie.	960 00	960 00	555 80	12
1898	216 00	76	18		" and infirmity.	Jackson, Jas., Landing Waiter, Customs, Niagara Falls.	600 00	600 00	216 00	12
1901	340 00	38	17		Ill-health.	Jackson, J. A., 2nd Class Clerk, Post Office Department.	1,000 00	1,000 00	225 51	8
1889	216 00	53	18		To promote efficiency and economy.	Jackson, J., Messenger, Slides and Bocoms, Ottawa.	600 00	600 00	216 00	12
1901	168 00	70	21		Age.	Jackson, Wm., Light-keeper, Red Horse Rock, M.	400 00	400 00	84 00	6
1895	216 00	56	11		Infirmity.	Jacques, P., Letter Carrier, Montreal.	600 00	600 00	216 00	12
1891	980 04	67	34	1	To promote efficiency and economy.	Jarvis, G. M., 2nd Class Clerk, Finance Department.	1,400 00	1,400 00	980 04	12
1884	692 28	65	31		Age.	Johnston, Samuel, Clerk, Post Office, Montreal.	1,150 00	1,116 55	692 28	12
1900	230 00	55	10		Ill-health.	Johnston, J., Inspector of Boilers and Machinery.	1,150 00	1,500 00	114 95	6

SESSIONAL PAPER No. 2

1891	172 56	70	30	Age	Johnson, Thomas, Lock Labourer, Rideau Canal.	287 50	287 50	172 56	12
1902	182 00	66	26	" infirmity.	Johnson, L., Lock-render, Welland Canal.	350 00	350 00	136 44	9
1897	1,120 00	50	28	Abolition of office.	Jones, Allan, Post Office Inspector, Barrie	2,000 00	2,000 00	1,119 96	12
1898	672 00	62	36	To promote efficiency and economy	Jones, Geo., Railway Mail Clerk, Montreal Division.	960 00	960 00	672 00	12
1898	378 00	66	27	Age and infirmity	Jordon, John, Clerk, Customs, Montreal.	700 00	700 00	378 00	12
1891	200 00	64	25	Age	Jubeau, Chas., Fireman, Customs, Quebec	400 00	400 00	200 04	12
1894	308 00	72	11	" and failing health.	Jukes, A., Surgeon, North-west Montreal Police.	1,400 00	1,400 00	307 92	12
1897	192 00	60	15	" and infirmity.	Kearney, Chas., Preventive Officer, Florenceville	200 00	200 00	55 00	11
1901	60 00	62	16	"	Kearns Robert, Letter Carrier, Kingston, Ontario	600 00	600 00	48 00	3
1900	324 00	68	27	"	Kelley, Jas., Letter Carrier, Montreal	600 00	600 00	324 00	12
1887	294 00	49	15	Ill-health.	Kelly, Robert, Clerk in Post Office, Hamilton	1,020 00	980 00	246 00	12
1901	595 20	59	31	"	Kelly, Matthew, E., 1st Class Railway Mail Clerk.	960 00	960 00	494 00	9
1889	374 00	67	22	Age	Kennedy, J. D., Excise Officer, Guelp.	850 00	850 00	373 92	12
1894	216 00	45	21	Ill-health	Kennedy, John, Letter Carrier, London.	600 00	600 00	216 00	12
1895	252 00	60	21	Age and infirmity	Kenny, W., " Post Office, Toronto.	600 00	600 00	252 00	12
1892	167 04	47	29	Injuries while on duty.	Keys, Jas., Lock Labourer, Upper Brewer's Locks, Rideau Canal.	288 00	288 00	167 04	12
1895	209 00	33	11	Reorganization of Board of Civil Service Examiners and to promote economy	Keys, J. A., Clerk, Department of the Secretary of State	1,000 00	950 00	208 92	12
1882	1,564 00	61	24	Ill-health	Kidd, John, Chief Clerk, Governor General's Secretary's Office.	2,350 00	2,300 00	1,563 96	12
1875	1,048 80	59	23	"	Kimber, R., Gentleman Usher of the Black Rod	2,500 00	2,400 00	1,048 80	12
1895	432 00	78	24	Age	Kirby, Wm., Collector of Customs, Niagara	900 00	900 00	432 00	12
1895	595 00	75	41	"	King, J. D., Landing Waiter, Amherstburg, Ont.	850 00	850 00	594 96	12
1873	357 12	12	12	Age and infirmity	Knight, Thos., Inspector of Ports, N.S.	1,000 00	1,000 00	327 36	11
1895	72 00	68	18	"	Knight, Jos., Gas Inspector, Charlottetown.	200 00	200 00	72 00	12
1901	490 00	68	38	Age	Knowlson, J. B., Deputy Col., Inland Rev., Lindsay, Ont.	700 00	700 00	408 30	10
1902	168 00	66	31	"	Laberge, Alfred, Light Keeper, East Templetons, Que.	240 00	240 00	14 00	1
1901	1,260 00	68	41	"	Lacroix, F. X., 1st Class Clerk, Militia Department	1,800 00	1,800 00	1,260 00	12
1892	244 14	38	26	Economy	Lacroix, F., Assistant Boon Keeper, Les Piles.	469 00	469 00	204 42	13
1899	540 00	42	20	Ill-health	Lally, C. W. C., 2nd Class Clerk, Post Office Department.	1,350 00	1,350 00	540 00	12
1897	420 00	44	14	Abolition of office.	Laylor, R. A., Collector, In. Rev. and Insp. of Gas, Chatham, N.B.	1,500 00	1,500 00	420 00	12
1898	334 33	36	17	Reduction of staff	Larin, A. O., 2nd Class Clerk, Post Office Inspector's Office, Montreal.	1,000 00	983 33	334 32	12
1901	1,085 00	64	39	"	Larose, T. C., 1st Class Clerk, Militia Department	1,550 00	1,550 00	1,085 00	12
1898	144 00	68	24	Age and ill-health.	Latimer, Chas., Light Keeper, Cap la Ronde, Que.	300 00	300 00	144 00	12
1901	204 00	49	17	Ill-health	Latimore, S., Letter Carrier, Montreal, P. Q.	600 00	600 00	204 00	12
1894	138 00	61	23	"	Lazier, R., Lockmaster, Shannonville.	300 00	300 00	138 00	12
1898	213 14	61	33	Age and rapid failing health.	Lafleur, O., Ferryman, Beauharnois Canal.	322 94	322 94	206 64	12
1897	324 00	66	27	" and infirmity	Lapointe, P., Letter Carrier, Montreal.	600 00	600 00	324 00	12
1891	2,000 00	67	16 ³	" and infirmity	Lanthoy, Guillaume, Postmaster, Montreal.	4,000 00	4,000 00	1,999 92	12
1899	162 00	75	27	" and infirmity	Landry, Emlire, Light Keeper, Carleton, Quebec.	300 00	300 00	162 00	12
1900	300 00	42	25	Ill-health and defective sight	Lane, W. F., Letter Carrier, St. John, N.S.	600 00	600 00	300 00	12
1900	2,380 00	66	35	Age and to promote efficiency in service	Langevin, E. J., The Clerk of the Senate.	3,400 00	3,400 00	2,380 00	12
1885	1,260 00	56	35	To promote efficiency	Lapierre, Auguste, First Class Clerk, Library of Parliament.	1,800 00	1,800 00	1,260 00	12
1888	144 00	46	12	Ill-health.	Laramée, Siméon, Letter Carrier, Montreal.	600 00	600 00	144 00	12
									171,624 80

*Dead. Carried forward.

184,315 95

AN ACCOUNT OF ALL ALLOWANCES OR COMPENSATIONS GRANTED AS RETIRING ALLOWANCES OR SUPERANNUATIONS, &c.—Continued.

Year when Superannuated.	Annual Allowance.	Age at Retirement.	Number of Years' Service.	Number of Years added.	Cause of Retirement.	Name and Nature of Service at Time of Retirement.	Salary at time of Retirement.	Average Salary three previous Years.	Amount paid during the Year.	Number of Months paid.
	\$ cts.						\$	\$ cts.	\$ cts.	
	184,315 95					Brought forward			171,624 80	
1897	980 00	62	36		Age and infirmity	Larseneur, T. F., First Class Clerk, Montreal Post Office.	1,400 00	1,400 00	979 92	12
1883	90 56	58	16		Ill-health	Lauzon, A., Lockman, Ste. Anne.	287 50	283 00	90 48	12
1898	240 00	56	15		Bodily infirmity	Lawrence, G. W., Railway Mail Clerk, Montreal, Que.	800 00	800 00	240 00	12
1895	158 05	57	27		Age	La France, M., Lock Labourer, Grenville Canal.	272 50	272 50	158 04	12
1897	1,260 00	53	35		" and to promote efficiency and economy.	* Lee, W. Horace, 1st Class Clerk, Privy Council.	1,800 00	1,800 00	735 00	7
1899	644 00	68	23		Age and ill-health	Leeming, H. B., Collector of Customs, Brantford, Ont.	1,400 00	1,400 00	644 03	12
1900	360 00	70	18		"	Lee, M. M. P., 3rd Class Clerk, Interior Department.	1,000 00	1,000 00	360 00	12
1892	512 00	53	32		Ill-health	Lefebvre, E., Railway Mail Clerk, Montreal.	800 00	800 00	511 92	12
1886	420 84	48	25		"	Leahy, Mary, Matron, Kingston Penitentiary.	850 00	841 66	420 84	12
1895	354 20	64	45		Age and ill-health	Le Blanc, P., Lockmaster, Chambly Canal.	506 00	506 00	354 12	12
1888	100 00	60	24		Ill-health	Leclerc, Moïse, Lighthouse-keeper, Point-Claire, Lake St. Louis.	300 00	300 00	99 96	12
1890	288 00	59	24		"	Leclerc, Pascal, Tide Waiter, Montreal.	600 00	600 00	288 00	12
1889	322 00	54	23		Abolition of office.	Lecomte, Salem, Cullers Office, Quebec.	700 00	700 00	321 96	12
1885	169 92	58	29		Ill-health	Leduc, G., Lockman, Beauharnois Canal.	267 50	263 00	169 92	12
1899	1,750 00	74	52		Age and failing health	Le Moine, Sir J. M. P., Inspector of Inland Revenue.	2,500 00	2,500 00	1,749 96	12
1879	2,450 00	65	30		"	Lesslie, Joseph, Postmaster, Toronto.	3,500 00	3,500 00	2,449 92	12
1891	210 00	48	21		Ill-health	Leveillé, Joseph, Model Repairer, Department of Agriculture.	500 00	500 00	210 00	12
1895	142 80	45	12		"	Lilly, J. H., Letter Carrier, Winnipeg.	600 00	585 00	142 80	12
1901	192 00	62	16		"	* Lindsay, J. P., Halifax.	600 00	600 00	112 00	7
1876	783 36	42	24	10	Abolition of office.	Lindsay, Alex., Assistant Secretary-Treasurer, Trinity House, Que.	1,200 00	1,200 00	783 36	12
1897	502 84	50	14		To promote efficiency and economy	Lightfoot, F. C., 1st Class Clerk, Department of Public Works.	1,800 00	1,725 00	502 80	12
1900	448 00	74	28		Age	Livingstone, John, Sub-Collector, Customs, Fort-William.	800 00	800 00	261 31	7
1891	180 00	53	18		To promote efficiency and economy	Locke, Henry, Light-keeper, Cape Norman.	500 00	500 00	402 11	12
1886	360 00	49	14		Ill-health	Low, H. J., Second Class Clerk, Department of Justice.	1,300 00	1,283 33	360 00	12
1895	2,240 00	71	25	10	Age	Lowe, John, Deputy Minister of Agriculture.	3,200 00	3,200 00	2,239 92	12
1892	600 00	47	25		Ill-health	Lofcus, A., Second Class Clerk, Montreal, Que.	1,200 00	1,200 00	600 00	12
1891	180 36	61	18		Age and ill-health	Lynch, John, Lockmaster, Chambly Canal.	501 00	501 00	180 36	12
1897	186 66	30	12		To promote efficiency and economy	Lynch, J. J., 3rd Class Clerk, Belleville Post Office.	800 00	777 77	171 05	11

SESSIONAL PAPER No. 2

Year	Days	Amount	Description	Amount	Days	Amount
1885	70	272 00	Lyons, J., Asst. Inspector, Weights and Measures, Orillia, Ont.	800 00	12	272 04
1889	43	442 00	Lyons, K., Excise Officer, Inland Revenue	1,300 00	12	441 96
1901	67	588 00	Levors, H. T., Accountant Inland Revenue	1,400 00	7	543 00
1901	76	360 00	Lockwood, M. K., Collector of Customs, Brighton, Ont.	600 00	12	360 00
1885	55	476 00	Macdonell, A. R., Superintendent, N. W. M. P.	1,400 00	12	475 92
1901	62	900 00	Macdonald, Dugald, Deputy Collector Inland Revenue, Montreal	1,500 00	12	900 00
1887	30	160 00	Maclean, Wm. Hy., Landing Waiter, Pictou, Ont.	250 00	12	159 96
1894	37	108 00	Malone, Thos., Deputy Supervisor of Cutlers	300 00	12	108 00
1901	67	425 00	Manning, James, Excise Officer, Inland Revenue, Montreal	850 00	12	424 92
1897	63	490 00	Marinette, J. L., Landing Waiter, Windsor	700 00	10	408 30
1882	34	196 00	Marter, W. P., Excise Officer, Sincice	700 00	12	195 96
1891	16	840 00	Masson, Geo. John, Second Class Clerk, Post Office, Barrie	1,200 00	12	840 00
1890	63	384 00	Masson, P. S., Tide Waiter, Customs, Halifax	600 00	12	384 00
1899	59	1,680 00	Matheson, D., Superintendent Savings Banks, Post Office Depart.	2,400 00	12	1,680 00
1887	57	804 48	Messam, F., Clerk, Inland Revenue Department	1,800 00	12	804 48
1885	59	251 00	Mallon, J., Locker, Cardinal Lock, Galops Rapids Canal	286 25	5	96 25
1901	66	408 00	Marshall, F., Excise Officer, Brockville	850 00	8	272 00
1897	57	408 00	Meloche, F. X., Assistant Postmaster, Windsor	1,200 00	12	408 00
1894	63	769 28	*Meneilly, W. J., Chairman, Board of Steamboat Inspector	1,800 00	11	705 10
1891	68	980 04	Meyer, Edward, Chief Landing Waiter at Montreal	1,400 00	12	980 04
1897	66	421 93	Merriman, L. T., Collector of Customs, Stanstead, Que.	843 00	12	421 92
1897	63	980 00	Meyer, F., Second Class Clerk, Montreal	1,200 00	4	280 00
1888	46	320 00	Mickleburgh, F. X., Ocean Mail Clerk	800 00	13	346 58
1901	40	528 00	Miquelon, A. C., Assistant Post Master, Sherbrooke, Que.	1,200 00	10	440 00
1901	63	31	Mial, E., Commissioner Inland Revenue	4,000 00	12	2,479 92
1889	40	280 00	Miller, H. J., Assistant Collector, Slides and Booms, Que.	1,400 00	12	279 96
1894	82	54 00	Miller, G. S., Light-keeper, Owen Sound	180 00	12	54 00
1887	63	2,908 00	Mingaye, W. R., Collector and Inspector of Customs, Winnipeg	3,800 00	12	2,908 00
1900	66	21	Mitchell, R., Warden Dorchester Penitentiary	1,400 00	12	588 00
1901	62	263 12	Moster, Lewis, Lock-tender, Welland Canal	506 00	15	328 82
1891	71	504 00	Moir, Archibald, Grocery Appraiser at Montreal	1,800 00	12	504 00
1895	65	672 00	Monaghan, John, Third Class Clerk, Toronto Post Office	1,200 00	12	672 00
1897	60	60 00	Moody, Thos., Landing Waiter, Peckerong	300 00	11	56 00
1899	67	210 00	Mooney, A. A., Preventive Officer, Mansonville, Que.	500 00	7	122 50
1895	70	170 00	Morash, John, Tide Waiter, Lunenburg	500 00	12	169 92
1895	53	1,260 00	Morgan, H. J., First Class Clerk, Department of the Secretary of State	1,800 00	12	1,260 00
1890	69	72 16	Morgan, Rodney, Lockmaster, Farran's Point, Williamsburg Canal	328 00	12	72 12
1886	60	100 00	Morris, Henry, Sub-Collector of Customs, Harbourville, N.S.	200 00	13	108 29
1889	57	336 00	Morrison, John, Tide Waiter, Montreal	600 00	12	336 00
						208,541 54

Carried forward

*Dead.

223,260 55

AN ACCOUNT OF ALL ALLOWANCES OR COMPENSATIONS GRANTED AS RETIRING ALLOWANCES OR SUPERANNUATIONS, &c.—Continued.

Year when Superannuated.	Annual Allowance.	Age at Retirement.	Number of Years' Service.	Number of Years added.	Cause of Retirement.	Name and Nature of Service at Time of Retirement.	Salary at Time of Retirement.	Average Salary three Previous Years.	Amount paid during the Year.	Number of Months paid.
	\$ cts.						\$ cts.	\$ cts.	\$ cts.	
1899	223,260 55					Brought forward.		208,541 54		
1899	1,650 00	67	35		Failing health	Morrow, John, Inspector, Inland Revenue.	2,500 00	1,650 00	12	
1895	2,048 00	69	22		"	*Moylan, J. G., Inspector of Penitentiaries	3,200 00	1,194 62	7	
1902	620 00	63	31		Ill-health	Montgomery, W., Collector, Customs, Dalhousie.	750 00	93 00	2	
1901	416 00	46	26		"	Murphy, Wm., 2nd Class R.M. Clerk	800 00	277 28	8	
1898	207 00	64	23		Age and ill-health.	Munro, E., Light-keeper, Beaver Harbour.	500 00	207 00	12	
1897	288 00	52	16		Abolition of office.	Muckle, A. M., Indian agent.	900 00	288 00	12	
1897	280 00	71	14		Age	Muma, H., Official Referee, Exchequer Court.	1,000 00	279 96	12	
1897	255 00	66	15		On account of reduction of staff	McAllister, Daniel, Landing Waiter, Cobourg, Ont.	850 00	255 00	12	
1895	1,371 75	60	31		Age and ill-health.	McBride, A. H., Warden, British Columbia Penitentiary.	2,300 00	1,371 72	12	
1896	528 00	68	22		"	McBeath, A., Appraiser, Customs, St. John.	1,200 00	528 00	12	
1884	270 00	50	30		Ill-health.	McCarthy, F., Messenger, Finance Department.	500 00	270 00	12	
1884	120 00	30	13		"	McCaffrey, J. F., " "	490 00	120 00	12	
1895	322 00	72	25		Age.	McClain, Wm., Landing Waiter, Customs, Toronto.	700 00	321 96	12	
1897	187 00	37	11		Ill-health.	McClenaghan, M., Excise Officer, Montreal.	850 00	186 84	12	
1895	384 00	69	32		Age.	*McCurdy, J., Locker, Customs, Halifax.	600 00	256 00	8	
1895	248 16	63	33		" and ill-health	McCoppen, Jas., Look Tender, Walland Canal.	376 00	248 16	12	
1873	505 12	39	14		Infirmary	McCrea, W. H., Chief Clerk, Customs, British Columbia	1,940 00	505 12	12	
1897	140 00	63	36		Age and abolition of office.	McCurdry, Jas., Sub-Collector, Customs, Clifton.	200 00	128 26	11	
1895	420 00	62	21		" and to promote efficiency and economy					
1895	528 80	68	26		Age and ill-health.	McDermid, A. J., 3rd Class Clerk, Post Office Department.	1,000 00	420 80	12	
1897	380 00	45	19		Ill-health.	McDonald, D., Foreman Carpenter and Driver, Cornwall Canal.	1,016 00	528 84	12	
1882	176 00	38	11		"	McDonald, J. C., 3rd Class Clerk, Auditor General's Office.	1,000 00	379 92	12	
1892	285 60	67	34		Age and physical debility.	McDonald, D. A., Clerk, Charlottetown, P. O.	800 00	219 90	15	
1886	99 00	61	15		"	McDougall, L., Light-keeper, Ingomish, N.S.	420 00	285 60	12	
1899	104 00	76	26		Age and infirmity.	McDougall, H., Lock Labourer, Williamsburg Canal.	330 00	90 75	11	
1901	1,680 00	69	47		" and incapacity	McFarlane, M., Sub-Collector of Customs, Sheet Harbour.	200 00	103 92	12	
1897	504 00	41	15		To promote efficiency and economy.	McGillivray, F., Clerk Routine and Records, House of Commons.	2,400 00	1,120 00	8	
1889	372 00	74	31		"	McGirr, William, 1st Class Clerk, Interior Department.	1,800 00	504 00	12	
1895	229 01	71	49		"	McGunnar, Daniel, Customs, Newcastle, N.B.	600 00	372 00	12	
1895	140 40	67	13		" and infirmity	McGowan, P., Bridge-keeper, Burritt's Rapids.	327 00	228 96	12	
					"	McKeown, Edw., Lock-master, Lachine Canal.	540 00	140 40	12	

SESSIONAL PAPER No. 2

1892	255 28	41	16	Ill-health.	McIntyre, A., 3rd Class Clerk, Toronto Post Office.	800 00	797 78	255 24	12
1900	744 00	55	31	"	McIntyre, R. C., 2nd Class Clerk, St. John P. O.	1,200 00	1,200 00	744 00	12
1881	912 00	59	19	To promote efficiency.	McKay, H. B., Deputy Warden, Saint Vincent de Paul Penitentiary	2,400 00	2,400 00	912 00	12
1890	51 24	65	16	Ill-health.	McKay, Donald J., Light Keeper, McKenzie Point, Baddeck, N.S.	160 00	160 00	51 24	12
1901	147 00	74	21	Age.	McKee, Thos., Preventive Officer, Sandwich, Ont.	350 00	350 00	122 50	10
1902	240 00	57	20	Mental fitness to perform duty.	McKenzie, R., Light Keeper, Caribou Island	300 00	300 00	60 00	6
1895	269 91	61	20	"	McKellop, J., Messenger, Post Office Insp., Toronto	600 00	600 00	80 00	4
1894	1,260 00	68	35	Ill-health.	McLean, D. Von R., 2nd Class Clerk, Post Office, Victoria	945 16	945 16	227 37	13
1900	350 00	72	48	"	McLaughlin, S., Photographer, Railways and Canals Department.	1,800 00	1,800 00	1,260 00	12
1897	124 80	71	28	Age.	McLaughlin, H. B., Light Keeper, Grand Manan, N.B.	500 00	500 00	350 00	12
1900	264 00	62	22	" and ill-health.	McLeod, D., Preventive Officer, St. Anne's, N.S.	240 00	240 00	114 40	11
1877	488 88	41	11	Abolition of office	McManus, Jas., Letter Carrier, St. John, N.B.	600 00	600 00	264 00	12
1897	840 00	63	41	Age and infirmity	McMillan, Rev. H., Secretary, Statistical Office, Halifax.	1,200 00	1,200 00	488 88	12
1897	306 00	65	17	"	McNally, Thos., Clerk of Canal Tolls, Montreal	900 00	900 00	306 00	12
1899	288 00	45	18	Defective eyesight	McKay, John, Inspector of Weights and Measures, Pictou, N.S.	800 00	800 00	288 00	12
1897	1,500 00	67	25	Age and to promote economy	McRobert, W. H., 2nd Class Railway Mail Clerk, Halifax	3,000 00	3,000 00	1,500 00	12
1897	700 00	56	25	Ill-health.	Macpherson, Lt. Col. John, Director of Military Stores	1,400 00	1,400 00	699 96	12
1895	720 00	56	20	To promote efficiency and economy	McPherson, A. F., Accountant, Inland Revenue, Hamilton	1,800 00	1,800 00	720 00	12
1887	96 00	67	16	Abolition of office	McPherson, J. P., 1st Class Clerk, Public Works Department	300 00	300 00	96 00	12
1901	980 00	66	36	Age	McQueen, Alexander, Preventive Officer, Shediac	1,400 00	1,400 00	816 60	10
1897	1,140 41	81	39	"	Neve, J. B. H., 2nd Class Clerk, Finance Department	1,700 00	1,629 16	1,140 36	12
1897	207 61	43	13	To promote efficiency and economy	Nettle, R., 1st Class Clerk, Inland Revenue Department	800 00	798 86	207 60	12
1895	378 00	65	37	Age	Newbury, I. M. 3rd Class Clerk, Belleville Post Office	540 00	540 00	378 00	12
1895	420 00	63	21	" and ill-health.	Newman, R., Employee, Lechime Canal	1,000 00	1,000 00	420 00	12
1895	329 30	55	17	Abolition of office to promote economy	Nicholson, P., Collector of Customs, Fort Arthur	1,400 00	1,400 00	329 28	12
1897	156 00	38	13	Insanity	Norman, F., Superintendent, N.W.M. Police	600 00	600 00	156 00	12
1877	145 56	5	10	Abolition of office	Nugent, Jas., Letter Carrier, Montreal	500 00	500 00	145 56	12
1897	132 60	59	22	"	Nutting, C. M., Clerk, Statistical Office, Halifax	300 00	300 00	132 60	12
1892	249 96	67	38	Age and ill-health	O'Doherty, Cath., Matron, Quarantine Station, St. John, N.B.	357 00	357 00	249 96	12
1887	520 50	52	23	Ill-health.	O'Keefe, Owen, Lock Tender, Cornwall Canal	1,000 00	1,000 00	519 96	12
1897	420 00	71	20	To promote efficiency and economy	O'Hara, James, Marine Mail Clerk	1,050 00	1,050 00	420 00	12
1899	288 00	77	24	" and to promote efficiency.	Ogletree, Francis, Indian Agent, Portage la Prairie	600 00	600 00	288 00	12
1897	1,680 00	66	36	Age	O'Malley, Jno., Letter Carrier, Halifax, N.S.	2,400 00	2,400 00	1,680 00	12
1899	1,400 00	63	41	"	O'Neary, C. H., Accountant, Militia Department	2,000 00	2,000 00	1,400 00	12
1889	308 00	67	11	Abolition of office.	O'Neill, John, Collector, Lachine Canal Tolls	1,400 00	1,400 00	307 92	12
1895	720 00	71	50	" and infirmity	Ormond, H. St. A., Inspector Harbour Police, Montreal	1,200 00	1,200 00	720 00	12
1897	300 00	74	15	" and deafness	Otry, H. P., 2nd Class Clerk, Post Office, St. John	1,000 00	1,000 00	300 00	12
1901	348 00	73	29	" and infirmity	Parré, Louis, Collector of Canal Tolls	600 00	600 00	348 00	12
1900	840 00	70	44	Age	Patterson, W.M. Sub-Collector of Customs, Clarenceville	1,200 00	1,200 00	840 00	12
	258,599 34				Paton, R. G. A., Locker, Customs, Toronto	241,295 58	241,295 58		

Carried forward

* Dead.

2-3 EDWARD VII., A. 1903

AN ACCOUNT of all Allowances or Compensations granted as Retiring Allowances or Superannuations, &c.—Continued.

Year when Superannuated.	Annual Allowance.	Age at Retirement.	Number of Years' Service.	Number of Years added.	Cause of Retirement.	Name and Nature of Service at Time of Retirement.	Salary at Time of Retirement.	Average Salary three Previous Years.	Amount paid during the Year.	Number of Months paid.
	\$ cts.						\$ cts.	\$ cts.	\$ cts.	
	258,539 34					Brought forward.....			241,295 58	
1875	114 00	35	10		Ill-health.....	Peatman, Wm., Tide Waiter, Montreal.....	600 00	600 00	114 00	12
1897	350 00	64	40		Age.....	Pender, John, Messenger, Audit Office.....	500 00	500 00	349 92	12
1892	840 00	67	41		Ill-health.....	Pennafather, J. G., Collector of Customs, Chatham, Ont.....	1,200 00	1,200 00	840 00	12
1892	289 00	57	17		"	Pennyroy, H. J., Excise Officer, Sherbrooke Division.....	850 00	850 00	288 96	12
1897	255 20	72	29		"	Perkins, L. A., Sub-Collector, Inland Revenue, Sherbrooke, Q.....	440 00	440 00	255 00	12
1901	320 00	73	22		" and ill-health.....	*Perkins, J. A., Sub-Collector of Customs, Iroquois.....	500 00	500 00	109 98	6
1898	220 00	65	20		"	Perritt, John, Collector, Welland Canal Tolls.....	800 00	800 00	319 92	12
1890	58 58	64	13		Ill-health.....	Perrin, George, Lock Labourer, Jones' Falls, Rideau Canal.....	225 00	225 00	34 16	7
1891	143 27	52	22		"	Perrier, Wm., " Carillon Canal.....	325 62	325 62	143 28	12
1890	1,050 00	62	36		" and to promote efficiency and economy.....	Phillips, Edward, Collector of Customs, Emerson, Man.....	1,500 00	1,500 00	1,050 00	12
1890	353 50	58	36		"	Phillips, William, Lock Master, Cornwall Canal.....	505 00	505 00	353 40	12
1892	180 00	71	18		Age.....	Pidgou, G. H., Messenger, Customs, Kingston.....	500 00	500 00	180 00	12
1901	527 60	71	28		"	Pidgou, R., 1st Class Railway Mail Clerk, N.B.....	960 00	960 00	537 60	12
1901	520 00	48	26		Ill-health.....	Poole, Hy., 2nd Class Clerk, Ottawa P. O.....	1,000 00	1,000 00	346 64	8
1898	295 62	59	30		"	Pison, Hy., Lock Master, Rideau Canal.....	482 70	492 70	295 56	12
1899	520 00	60	20		Age and incapacity.....	Piper, H., Inspector Weights and Measures, Toronto.....	1,300 00	1,300 00	519 96	12
1897	520 00	73	26		" and ill-health.....	Pither, R. J. N., Indian Agent, Rat Portage, Ont.....	1,000 00	1,000 00	519 96	12
1897	348 00	65	29		"	Pitts, Wm., Locker, Customs, Halifax.....	600 00	600 00	348 00	12
1899	256 00	40	16		Ill-health.....	Plouffe, F. X., 3rd Class Clerk, Montreal Post Office.....	800 00	800 00	255 96	12
1900	300 00	71	25		Age and to promote efficiency.....	Plumpton, G. W., Letter Carrier, St. John, N.B.....	600 00	600 00	300 00	12
1883	108 80	47	16		Ill-health.....	Plumstead, Horton, Employee, Welland Canal.....	345 00	340 00	108 72	12
1897	264 00	41	22		"	Plante, Gaspard, Letter Carrier, Montreal Post Office.....	600 00	600 00	264 00	12
1895	240 00	47	12		To promote efficiency and economy.....	*Poper, J. C., 3rd Class Clerk, Department of Interior.....	1,000 00	1,000 00	100 00	5
1897	416 00	59	16		To promote economy.....	Pockington, W. B., Storekeeper, Indian Office, Qu'Appelle.....	1,300 00	1,300 00	415 92	12
1912	170 33	59	32		Ill-health.....	Porrier, A., Lockmaster, Carillon Canal.....	266 14	266 14	102 16	7
1873	142 80	50	12		"	Pouliot, Joseph, Lighthouse-keeper, Pointe des Monts.....	640 00	640 00	142 80	12
1889	2,240 00	70	50 ^{1/2}		Age.....	Powell, Grant, Under Secretary of State.....	3,200 00	3,200 00	2,239 92	12
1889	1,020 00	52	17		Ill-health.....	Powell, I. W. M.D., Indian Superintendent, Victoria, B.C.....	3,000 00	3,000 00	850 00	10
1896	2,240 00	67	33		Age.....	Powell, C.J. Walker, Adjutant-General of Militia.....	3,200 00	3,200 00	2,239 92	12
1897	357 06	52	16		To promote efficiency and economy.....	Powell, John, 3rd Class Clerk, Belleville Post Office.....	1,100 00	1,100 00	357 00	12

SESSIONAL PAPER No. 2

1885	176 00	44	11	To promote efficiency and econ- omy	800 00	800 00	175 92
1887	139 92	56	14	Ill-health	500 00	500 00	116 00
1872	377 64	48	28	Bodily injuries	725 00	725 00	377 64
1891	744 00	64	31	"	1,300 00	1,300 00	744 00
1897	312 00	77	30	Abolition of office	300 00	300 00	312 00
1891	1,120 08	66	36	To promote efficiency and econ- omy	1,600 00	1,600 00	1,120 08
1898	210 00	63	21	Age and bodily infirmity	500 00	500 00	209 80
1901	112 00	77	27	"	200 00	200 00	72 15
1885	420 00	47	30	Ill-health	700 00	700 00	420 00
1900	810 00	67	27	Age and failing health	1,500 00	1,500 00	810 00
1893	500 00	70	25	"	1,000 00	1,000 00	499 92
1873	356 88	63	26	"	730 00	730 00	356 88
1900	630 00	67	40	" and ill-health	900 00	900 00	630 00
1897	432 00	74	18	"	1,200 00	1,200 00	432 00
1897	72 00	62	18	"	200 00	200 00	96 00
1895	378 00	69	49	"	540 00	540 00	378 00
1897	1,024 00	48	16	To promote efficiency and econ- omy	3,200 00	3,200 00	1,109 29
1873	405 96	57	38	Ill-health	580 00	580 00	405 96
1896	179 00	66	25	Age	358 36	358 36	179 16
1888	130 00	45	13	Ill-health	500 00	500 00	129 96
1895	480 00	71	30	Age and ill-health	800 00	800 00	480 00
1895	368 00	72	23	"	800 00	800 00	367 92
1889	928 00	53	29	To promote efficiency and econ- omy	1,600 00	1,600 00	927 96
1886	462 00	51	33	Ill-health	700 00	700 00	462 00
1888	65 00	75	13	Age	250 00	250 00	27 05
1892	418 00	62	19	" and ill-health	1,100 00	1,100 00	417 96
1896	260 00	72	26	" and infirmity	500 00	500 00	259 92
1898	630 00	70	44	"	900 00	900 00	630 00
1901	166 40	46	13	Ill-health	640 00	640 00	166 32
1879	680 00	59	16	To promote efficiency	2,200 00	2,200 00	679 92
1885	112 00	55	14	Age and infirmity (blind)	1,200 00	1,200 00	720 00
1901	360 00	66	12	Age	400 00	400 00	111 96
1901	360 00	66	12	" and ill-health	1,500 00	1,500 00	360 00
1901	360 00	77	33	"	1,500 00	1,500 00	907 50
1887	1,820 00	66	47	" and to promote efficiency	2,600 00	2,600 00	303 32
1889	840 00	61	14	" and deafness	3,000 00	3,000 00	840 00
1902	672 00	68	46	"	960 00	960 00	168 00
1897	840 00	47	15	Ill-health	2,800 00	2,800 00	840 00
1899	120 00	66	12	Age	500 00	500 00	120 00
1901	416 00	64	16	"	1,300 00	1,300 00	415 92
1901	756 00	39	18	Ill-health	2,100 00	2,100 00	756 00
1889	93 12	40	16	"	290 83	290 83	93 12
1895	140 64	67	24	"	293 00	293 00	140 64
274,135 74							

Carried forward

*Dead.

2-3 EDWARD VII., A. 1903

AN ACCOUNT OF ALL ALLOWANCES OR COMPENSATIONS GRANTED AS RETIRING ALLOWANCES OR SUPERANNUATIONS, &c.—Continued.

Year when Superannuated.	Annual Allowance.	Age at Retirement.	Number of Years' Service.	Cause of Retirement.	Name and Nature of Service at Time of Retirement.	Salary at Time of Retirement.		Average Salary three previous Years.	Amount paid during the Year.		Number of Months paid.
						\$	cts.		\$	cts.	
	294,136 74				Brought forward.....				\$ 274,049 19		
1897	348 00	72	29	Age and ill-health.	Roulston, Jos., Locker, Customs, St. John, N.B.	600 00	600 00	600 00	348 00	12	12
1884	1,550 00	43	15	Ill-health.	Russell, Lindsay, Surveyor General.....	3,200 00	3,200 00	3,100 00	1,549 92	12	12
1895	672 00	43	28	Abolition of office and to promote economy.	Russell, A. J. H., Clerk, Department of Public Works.....	1,200 00	1,200 00	1,200 00	672 00	12	12
1877	75 72	49	3	Abolition of office.	Ryan, W. A., Messenger, Statistical Office, Halifax.....	300 00	300 00	300 00	75 72	12	12
1897	196 00	49	14	To promote efficiency and economy.	Ryan, Geo. Wm., Clerk Customs, Montreal.....	700 00	700 00	700 00	196 96	12	12
1898	390 00	70	41	Age and infirmity.	Sargent, D., Collector of Customs, Barrington.....	650 00	650 00	650 00	390 00	12	12
1896	163 30	71	17	"	Stc. Marie, J. W., Bridge-keeper, Chambly Canal.....	480 28	480 28	480 28	163 20	12	12
1901	672 00	69	43	" and failing health.	Saville, Jas., Railway Mail Clerk, Toronto.....	960 00	960 00	960 00	672 00	12	12
1896	340 20	74	42	" and ill-health.	Sauvage, M., Bridge-keeper, Chambly Canal.....	486 00	486 00	486 00	340 20	12	12
1895	141 70	63	26	"	Sauvé, F., Lock Labourer, Grenville Canal.....	272 50	272 50	272 50	141 53	12	12
1895	252 00	60	21	" and to promote efficiency and economy.	Schryer, Jas., Landing Waiter and Searcher, Customs, Fort Erie.....	600 00	600 00	600 00	252 00	12	12
1871	380 00	49	17	Ill-health.	Scott, F. G., Clerk, Finance Department.....	1,400 00	1,400 00	1,400 00	444 26	14	14
1897	288 00	72	18	To promote efficiency and economy.	Seovil, W. B., Inspector of Weights and Measures, Sussex, N.B.....	800 00	800 00	800 00	288 00	12	12
1901	204 00	57	17	Ill-health.	Seiver, Edw., Letter Carrier, Hamilton.....	600 00	600 00	600 00	204 00	12	12
1895	2,000 00	70	25	Age.	Selwyn, A. R. C., Deputy Head and Director Geological Survey.....	4,000 00	4,000 00	4,000 00	1,999 92	12	12
1897	680 00	68	17	Advanced age.	Shannon, J., Postmaster, Kingston.....	2,000 00	2,000 00	2,000 00	679 92	12	12
1902	1,120 00	69	43	Age.	Sharman, J. D., Asst. P. M., London, O.....	1,600 00	1,600 00	1,600 00	466 65	5	5
1895	812 00	75	29	" and to promote efficiency and economy.	Shaw, R. J., 2nd Class Clerk, Post Office Department.....	1,400 00	1,400 00	1,400 00	811 92	12	12
1888	403 20	44	21	Ill-health.	Shaw, G. A., Railway Mail Clerk.....	960 00	960 00	960 00	403 20	12	12
1885	46 00	36	10	"	Sherwood, Thomas, Lock Labourer, Jones Falls, Rideau River.....	250 00	250 00	250 00	45 96	12	12
1897	624 00	70	24	Age and ill-health.	Siddons, John, Appraiser, London.....	1,300 00	1,300 00	1,300 00	624 00	12	12
1884	182 40	54	19	Ill-health.	Silverthorpe, D., Messenger, Halifax Post Office.....	480 00	480 00	480 00	182 40	12	12
1891	240 00	63	12	"	Simard, Jos., Official Referee.....	1,000 00	1,000 00	1,000 00	180 00	9	9
1899	840 00	67	35	"	Sims, J. C., 2nd Class Clerk, Montreal Post Office.....	1,200 00	1,200 00	1,200 00	840 00	12	12
1888	128 00	63	16	"	Sing, C. R., Sub-Collector of Customs, Meaford, Ont.....	400 00	400 00	400 00	117 26	11	11
1894	340 67	71	55	Age and infirmity.	Simmons, J. W., Lockmaster, Rideau Canal.....	486 67	486 67	486 67	340 56	12	12
1901	1,260 00	59	35	Impaired eyesight.	Simpson, J. B., Auditor General's Office.....	1,800 00	1,800 00	1,800 00	1,260 00	12	12
1894	1,680 00	64	34 1/2	For reorganizing to promote efficiency and economy.	Sinclair, R., Chief Clerk and Accountant, Dept. of Indian Affairs.....	2,400 00	2,400 00	2,400 00	1,680 00	12	12

SESSIONAL PAPER No. 2

1902	528 00	75	22	Age	Smallpieces, H. W., 2nd Class Clerk, P. O. Insp. Officer, Toronto.	1,200 00	1,200 00	276 00	6
1902	980 00	52	35	Ill-health	Smith, J. Ross, 2nd Class Clerk, Post Office Dept.	1,400 00	1,400 00	408 30	5
1896	1,264 60	65	28	Age and to promote efficiency and economy	Smith, H. B., Secretary, Department of Agriculture	2,350 00	2,258 33	1,264 32	12
1892	520 00	68	26	Abolition of office	Smith, A. G., Immigration Agent, London, Ont.	1,000 00	1,000 00	519 96	12
1898	228 00	76	19	Age and to promote efficiency	Smith, P., Preventive Officer, Customs, St. Armand	600 00	600 00	228 00	12
1899	420 00	79	47	" and infirmity	Smith, G., Messenger, Governor General's Office.	600 00	600 00	420 00	12
1888	98 80	62	13	Ill-health and age	"Smith, W. L., Lockmaster, Welland Canal.	380 00	380 00	65 84	8
1897	1,590 00	50	13	Improving the organization of the department	Smith, H. H., Commissioner of Dominion Lands, Winnipeg, Man.	4,000 00	4,416 66	1,590 00	12
1897	132 05	63	23	Ill-health and infirmity	Smith, Wm., Labourer, Rideau Canal	287 08	287 08	132 00	12
1898	239 20	78	26	Age and infirmity	Smith, Geo. E., Light-keeper and Fog Alarm, Cross Island, N. S.	800 00	800 00	239 16	12
1895	93 00	71	31	"	Smith, Seth, Preventive Officer, Barrington.	150 00	150 00	93 00	12
1895	184 00	71	23	"	Smithers, R. H., Light-keeper, Mohawk Island, Lake Erie.	400 00	400 00	183 96	12
1895	1,820 00	61	35	" and ill-health	Smithers, W. H., Chief Clerk and Accountant, Post Office Department.	2,600 00	2,600 00	1,819 92	12
1898	224 00	34	14	Ill-health	Spencer, Edw., Clerk, Toronto Post Office.	800 00	800 00	223 92	12
1900	1,024 00	70	32	Age	Spencer, John, Collector Inland Revenue, Brantford.	1,600 00	1,600 00	1,023 96	12
1881	440 00	40	22	Ill-health	Stephens, Charlotte Lett, Clerk in P. O. Inspector's Office, Toronto.	1,000 00	1,000 00	439 92	12
1886	252 00	70	28	Age	Stirling, John, Landing Waiter, Windsor, N. S.	500 00	450 00	252 00	12
1891	396 00	61	11	Age	Stevenson, James, Dry Goods Appraiser, Customs, Montreal.	1,800 00	1,800 00	396 00	12
1897	468 00	71	13	Age	Strange, Dr. O. S., Surgeon, Kingston Penitentiary.	1,800 00	1,800 00	468 00	12
1902	288 00	70	24	General debility	Straton, Robert, Letter Carrier, Hamilton, O.	600 00	600 00	24 00	1
1892	495 00	54	33	Ill-health	Stewart, E. N. S., Tide Waiter, St. John	750 00	750 00	495 00	12
1890	519 36	37	19	"	Story, John D., Assistant Post Office Inspector, Halifax	1,400 00	1,366 66	519 36	12
1875	150 72	37	10	"	St. Anour, Israël, Clerk, Post Office, Montreal	900 00	753 60	150 72	12
1882	130 00	40	10	"	Sullivan, M. H., Locker, Halifax, N. E.	650 00	650 00	129 96	12
1900	400 72	61	16	To promote efficiency	Sullivan, Wm., Deputy Warden, Kingston Penitentiary	1,500 00	1,500 00	399 96	12
1902	253 00	61	25	Age and ill-health	Sullivan, Timothy, Bridge & Lock Tender, Welland Canal.	506 00	506 00	42 16	2
1902	288 00	53	24	Ill-health	Sullivan, M., Mail Transfer Agent, Toronto	600 00	600 00	653 30	11
1891	595 20	49	31	"	Summerville, Andrew, 1st Class Railway Mail Clerk, Montreal Division.	960 00	960 00	595 20	12
1884	214 32	53	32	"	Summers, Charles A., Lock Labourer, Farran's Rapids.	335 00	335 00	214 32	12
1901	270 00	43	27	"	Sutherland, F., Fog Alarm Keeper, Briar Island	500 00	500 00	270 00	12
1898	1,960 00	67	46	Age and to promote efficiency	Sweetnam, M., Chief P. O. Inspector.	2,800 00	2,800 00	326 66	2
1897	546 00	63	48	" and ill-health	Tackaberry, Wm., Lockmaster, Cornwall Canal.	780 00	780 00	409 50	9
1893	784 00	73	28	" and abolition of office	Tanguay, C., Clerk in Agriculture Department.	1,400 00	1,400 00	653 30	10
1897	300 00	34	15	To promote economy	Tansay, D., 2nd Class Clerk, Office of Post Office Inspector, Montreal.	1,050 00	1,000 00	300 00	12
1883	48 00	38	10	Ill-health and to promote efficiency and economy	Taylor, Wm., Preventive Officer, Baddeck, N. S.	240 00	240 00	48 00	12
1901	228 00	66	19	Age	Taylor, Amos, Letter Carrier, Winnipeg.	600 00	600 00	228 00	12
1901	352 00	46	22	Ill-health	Thomas, G. A., 3rd Class Clerk, Toronto, P. O.	800 00	800 00	351 96	12
1897	288 00	60	12	Impaired health	Thayne, C. S., 2nd Class Clerk, Library of Parliament.	1,200 00	1,200 00	288 00	12
1898	324 00	56	27	To promote efficiency, abolition of office	Tessier, L. J., Tide Waiter, Montreal.	600 00	600 00	324 00	12
1889	760 00	49	9	Abolition of office	Thibault, Charles, Secretary, Board Dominion Arbitrators.	2,000 00	2,000 00	759 96	12
	330,030 90				Carried forward			300,256 09	

* Dead.

2-3 EDWARD VII., A. 1903

AN ACCOUNT OF ALL ALLOWANCES OR COMPENSATIONS GRANTED AS RETIRING ALLOWANCES OR SUPERANNUATIONS, &c.—*Concluded.*

Year when Superannuated.	Annual Allowance.	Age at Retirement.	Number of Years Service.	Number of Years Added.	Cause of Retirement.	Name and Nature of Service at Time of Retirement.	Salary at Time of Retirement.	Average Salary three Previous Years.	Amount paid during the Year.	Number of Months paid.
	\$ cts.						%	%	\$ cts.	
	330,030 90					Brought forward			306,256 09	
1880	140 00	69	19		Ill-health	Thivierge, E., Lighthouse-keeper, Bellechasse.	370 00	370 00	140 52	12
1888	247 15	73	40		Age and ill-health.	Thompson, G., Bridge Tender, Welland Canal.	353 08	353 08	247 08	12
1895	368 00	57	23		Ill-health.	Thompson, John, Clerk, Montreal Post Office	800 00	800 00	367 92	12
1891	1,536 00	55	24		Economy	Tilton, John, Deputy Minister of Fisheries	3,200 00	3,200 00	1,536 00	12
1886	1,300 00	70	16	10	Age	Townsend, J., Senior, Engineer in Dept. of Railways and Canals.	2,500 00	2,500 00	1,299 96	12
1897	290 00	76	20		" and ill-health.	Townsend, S. W., Clerk, Custom, Hamilton, Ont.	700 00	700 00	279 96	12
1887	720 00	13	13	10	Abolition of office.	Travis, J., Stipendiary Magistrate, N. W. T.	3,000 00	3,000 00	720 00	12
1900	432 00	60	27		" and ill-health.	Travis, J., Stipendiary Magistrate, N. W. T.	800 00	800 00	432 00	12
1901	220 00	64	11		Age and impaired eye-sight	Tremblay, W. O. J., 2nd Class, Post Office, Halifax	1,000 00	1,000 00	219 96	12
1894	360 00	59	20		" and ill-health.	Trestler, H. R. S., Clerk, Customs, Montreal	900 00	900 00	360 00	12
1875	114 00	62	10		Age	Tuck, George, Preventive Officer, Stanstead.	600 00	600 00	114 00	12
1897	180 00	48	15		On account of injuries which unfitted him for duty.	Turbide, T., Light-keeper, Bird Rocks, Magdalen Islands.	600 00	600 00	180 00	12
1900	700 00	55	41		Ill-health.	Turgeon, Narcisse, Messenger, House of Commons.	700 00	700 00	689 96	12
1902	291 00	53	30		"	Turotte, X., Mate of the Quarantine Steamers, Grosse-Isle	505 00	485 00	61 43	3
1892	68 00	77	17		Age.	Vadon, Félix, Light-keeper, Isle à Cadieux, Lower Ottawa.	200 00	200 00	67 92	12
1885	408 00	60	17		Ill-health.	Vadon, Henry, Clerk, Customs, St. John, N.B.	1,200 00	1,200 00	408 00	12
1886	480 00	54	25		"	Vallee, Joseph, Railway Mail Clerk, 1st Class, Montreal Postal Division	960 00	960 00	480 00	12
1897	150 00	49	17		To promote efficiency and economy.	Verreault, J. E., 3rd Class Clerk, Department of Public Works.	1,000 00	1,000 00	150 00	12
1889	792 00	67	22		Age and to promote economy in public service	Veining, Wm. H., Inspector of Fisheries, N.B.	1,800 00	1,800 00	792 00	12
1897	208 00	34	13		To promote efficiency and economy.	Walker, Wm. B., 3rd Class Clerk, Belleville Post Office	800 00	800 00	207 96	12
1897	96 00	53	12		Bodily infirmity and to promote efficiency.	Walker, Jos., Landing Waiter, Customs, Queenstown.	400 00	400 00	96 00	12
1888	912 00	67	14		Age.	Wallace, Robert, Postmaster, Victoria, B.C.	2,400 00	2,400 00	912 00	12
1889	1,050 00	53	35		Abolition of office.	Walsh, T. J., Cutlers' Office, Quebec.	1,500 00	1,500 00	1,050 00	12
1898	119 00	68	17		Age and infirmity.	*Walsh, James, Keeper of Indian Point Light.	350 00	350 00	89 26	9
1898	672 00	73	42		" and to promote efficiency.	Wadswley, Alex., British Mail Office.	960 00	960 00	672 00	12
1888	82 08	62	12		"	Ward, James, Employee, Welland Canal.	342 00	342 00	82 08	12
1901	968 00	59	22		To improve organization.	Wardsworth, T. F., Insp. Indian Agencies.	2,200 00	2,200 00	967 92	12

SESSIONAL PAPER No. 2

1897	374 00	53	17	To promote efficiency and economy	1,000 00	1,000 00	1,000 00	373 92	12
1901	350 00	75	25	Age and to promote efficiency.	700 00	700 00	700 00	349 92	12
1882	122 76	67	18	"	341 00	341 00	341 00	40 92	4
1895	372 00	71	31	"	600 00	600 00	600 00	372 00	12
1894	228 00	51	19	Ill-health.	600 00	600 00	600 00	238 00	12
1888	1,260 00	56	35	"	1,800 00	1,800 00	1,800 00	1,260 00	12
1897	368 00	66	23	Age and lack of strength.	800 00	800 00	800 00	367 92	12
1883	343 60	58	16	Ill-health.	980 00	980 00	980 00	313 56	12
1898	547 00	34	34	Abolition of office.	1,441 67	1,441 67	1,441 67	547 80	12
1901	556 80	73	29	Ill-health.	960 00	960 00	960 00	547 80	12
1894	700 00	60	32	To promote efficiency and economy	650 00	650 00	650 00	278 40	6
1894	980 00	62	35	Ill-health.	1,000 00	1,000 00	1,000 00	639 96	12
1892	312 00	70	26	Age.	600 00	600 00	600 00	312 00	12
1901	2,240 00	67	43	"	3,200 00	3,200 00	3,200 00	2,239 92	12
1901	364 00	73	28	"	650 00	650 00	650 00	242 31	8
1892	1,280 00	58	20	To promote efficiency and economy	3,200 00	3,200 00	3,200 00	1,279 92	12
1895	784 00	75	28	Age	1,400 00	1,400 00	1,400 00	783 96	12
1888	1,960 00	76	48	Ill-health	2,800 00	2,800 00	2,800 00	1,959 96	12
1889	770 00	70	45	"	1,100 00	1,100 00	1,100 00	769 92	12
1899	336 00	63	28	Age and ill-health.	600 00	600 00	600 00	336 00	12
1894	880 00	75	22	"	2,000 00	2,000 00	2,000 00	879 96	12
1900	280 00	68	43	" and incompetence.	800 00	800 00	800 00	279 96	12
1901	261 33	46	14	Ill-health.	950 00	950 00	950 00	261 24	12
1897	276 00	63	18	Age	600 00	600 00	600 00	270 00	12
1900	300 00	50	25	Ill-health	600 00	600 00	600 00	300 00	12
1883	102 60	62	15	Age.	342 00	342 00	342 00	51 30	6
1887	134 08	43	16	Ill-health.	419 00	419 00	419 00	134 04	12
1899	150 00	34	92	Very serious bodily injury	600 00	600 00	600 00	150 00	12
1897	680 00	66	17	Age.	2,000 00	2,000 00	2,000 00	679 92	12
1895	223 20	73	31	Ill-health.	360 00	360 00	360 00	223 20	12
1901	120 45	35	11	"	547 50	547 50	547 50	90 27	9
1889	108 00	70	18	" and infirmity.	300 00	300 00	300 00	108 00	12
1898	672 00	62	41	Age and physical inability	960 00	960 00	960 00	672 00	12
1894	168 00	61	14	To promote efficiency and economy.	600 00	600 00	600 00	168 00	12
1891	672 00	59	36	Ill-health and to promote efficiency and economy.	960 00	960 00	960 00	672 00	12
1898	276 00	62	23	Age and ill-health.	600 00	600 00	600 00	276 00	12
1899	476 00	53	28	Ill-health.	850 00	850 00	850 00	476 00	12
1889	168 00	67	14	Age.	600 00	600 00	600 00	168 00	12
1902	278 13	37	9	Unfitness to perform duty	450 00	450 00	450 00	278 13	
								338,764 35	

GRATUITIES.

* Dead.

363,362 08

2-3 EDWARD VII., A. 1903

LIST OF PERSONS SUPERANNUATED DURING THE YEAR.

	Annual Allowance.			Annual Allowance.	
	\$	cts.		\$	cts.
			Brought forward.....	15,727	17
Atcheson, Anthony.....	693	00	Knowlson, J. B.....	490	00
Bartram, Jos. F.....	980	00	Kearns, Rob.....	192	00
Belyea, U.....	228	00	Kelly, Matthew E.....	595	00
Bisson, J. L.....	204	00	Laberge, Alfred.....	168	00
Côté, Paul.....	300	00	Lecours, H. T.....	588	00
Côté, T.....	162	00	Miquelon, A. C.....	528	00
Campbell, John.....	352	33	Marshall, F.....	408	00
Caldwell, Thos.....	522	00	Murphy, Wm.....	416	00
Callaghan, Jas.....	505	61	Moore, W. D.....	132	00
Cassely, P.....	192	00	Montgomery, Wm.....	620	00
Casselman, Wm. J.....	196	26	McGillivray, F.....	1,680	00
Clarke, J. T.....	441	77	McKee, Thos.....	147	00
Deming, H. V.....	324	00	McKenzie, R.....	120	00
Dumbrille, John.....	612	00	McKillop, J.....	240	00
Driscoll, Thos.....	178	50	Poole, Harry.....	520	00
Foster, A.....	387	80	Poirier, Alphonse.....	170	00
Farley, C. J.....	303	75	Quinn, Jas.....	112	00
Fenoglio, Alex.....	348	00	Ross, S. F.....	990	00
Finlay, J. T. C.....	441	77	Rorison, B. D. D.....	672	00
Griffith, W. E.....	1,050	00	Sharman, J. D.....	1,120	00
Gow, Jos.....	1,750	00	Smallpiece, H. W.....	528	00
Goodwin, Wm.....	324	60	Smith, J. Rose.....	980	00
Gerald, A. S.....	420	00	Stratton, R.....	288	00
Gillie, John.....	354	37	Sullivan, M.....	288	00
Gilmour, R.....	204	00	Sullivan, Timothy.....	253	00
Gillespie, D.....	369	77	Thompson, Andrew.....	1,050	00
Hill, A. M.....	693	24	Turcotte, Xavier.....	291	00
Hayer, F. B.....	1,680	00	Wardsworth, T. P.....	968	00
Howe, Wm.....	525	00	Weldon, W. J.....	556	80
Hanna, Chas.....	245	00	Whitny, J. M. F.....	364	00
Hanna, Alex.....	217	00	Williamston, W. W.....	174	00
Jackson, J. A.....	340	00	Woodland, J. H.....	120	45
Johnson, L.....	182	00			
Carried forward.....	15,727	17	Total.....	31,496	42

SESSIONAL PAPER No. 2

LIST OF SUPERANNUATED PERSONS WHO DIED DURING THE YEAR.

	Annual Allowance.			Annual Allowance.	
	\$	cts.		\$	cts.
			Brought forward.....	12,074	84
Agnew, Wm	588	00	Lafleur, L.	112	00
Archand, Flavin.....	176	00	Lee, W. H.	1,260	00
Austin, Omer.....	210	00	Livingstone, John	448	00
Barrett, P.	181	04	Lindsay, Jos. P.	192	00
Bartlett, Wm.....	168	00	Mallon, J.	231	00
Beaton, A. R.	150	00	Martin, C. A.	124	66
Bennett, J. O.	672	00	Mayer, E.	840	00
Bigsley, C. W.	76	00	Miller, P.	131	67
Blatch, F. K.	784	00	Mooney, A. A.	210	00
Bois, J. A.	172	50	Moore, Wm.	560	00
Bolton, R.	404	60	Morel, H. J.	250	00
Bourassa, Geo.	384	00	Moylan, J. G.	2,048	00
Brady, P.	160	30	McCabe, Jos.	222	69
Cowan, James.....	440	00	McDonell, D. A.	1,120	00
Cook, Cecelia.....	60	84	McDoagall, Alex.	108	00
Corbett, E.	105	00	McKenzie, M. D.	75	00
Covet, J.	108	00	Olive, H. H.	273	00
Crotty, T.	152	00	Perkins, Jas.	220	00
Callaghan, Jas.	504	00	Perrin, Geo.	58	58
Deschamps, Jos.	122	07	Poirier, A.	186	33
De Mings, J. F.	152	00	Purcell, J. Pike.	1,120	00
Dodd, H. A. L.	900	00	Ross, Lt. Col. Thos.	1,820	00
Emery, M.	1,400	00	Ruggles, Hy. M.	297	50
Farmer, John.	336	00	Smith, W. L.	98	80
Fellows, N. R.	120	00	Smyth, J. B.	544	32
Fullerton, A.	339	36	Steele, John.	312	00
Gardner, R. B.	240	00	Stewart, J. D.	519	39
Hamilton, H. H.	154	00	Sweetman, M.	1,960	00
Hook, Wm.	322	00	Thibedeau, Jean.	240	00
Humphrey, Jno.	576	00	Tremaine, F. V.	1,260	00
Hurst, Benj.	137	81	Waters, Jos.	122	76
Johnston, H. W.	1,364	00	Watkins, J. A.	255	00
Johnston, James.	230	00	Watts, Saml.	493	00
Kay, William.	185	32	Winslow, A.	102	63
Carried forward	12,074	84	Total	29,891	17

2-3 EDWARD VII., A. 1903

EXPENDITURE, 1900-1901.

SERVICE.	\$	cts.	\$	cts.	\$	cts.
INTEREST ON PUBLIC DEBT (See page 2)					10,975,935	15
CHARGES OF MANAGEMENT (See page 5)					210,864	57
SINKING FUNDS (See page 4)					2,569,380	59
PREMIUM DISCOUNT AND EXCHANGE (See page 8)					52,385	05
CIVIL GOVERNMENT.						
	Salaries.		Con-			
			tingencies.			
The Governor General	48,666	66				
The Lieutenant-Governor, Ontario	10,000	00				
" " Quebec	10,000	00				
" " Nova Scotia (10 months)	7,500	00				
" " New Brunswick	9,000	00				
" " Manitoba and Keewatin	10,000	00				
" " North-west Territories	7,000	00				
" " British Columbia	9,000	00				
" " Prince Edward Island	7,000	00				
Office of the High Commissioner for Canada in England	20,500	00	17,991	73		
Governor General's Secretary's Office	12,760	00	16,768	65		
Office of the King's Privy Council for Canada	37,713	36	9,496	81		
Department of Justice	44,203	52	11,726	07		
" Militia and Defence	51,646	66	7,867	50		
" Secretary of State	44,730	00	7,033	88		
" Printing and Stationery	29,490	00	4,812	39		
" Interior	112,829	52	23,085	77		
" Geological Survey	48,856	44				
" Indian Affairs	49,093	07	7,956	69		
Office of the Comptroller of the North-west Mounted Police	10,600	00	450	00		
" Auditor General	34,527	50	7,909	95		
Department of Finance	57,533	27	7,365	48		
" Inland Revenue	40,300	00	5,216	63		
" Customs	46,719	23	9,538	04		
" Agriculture	64,899	08	18,888	63		
" Marine and Fisheries	66,053	18	9,063	00		
" Public Works	45,864	86	12,998	62		
" Railways and Canals	49,100	00	7,793	08		
Post Office Department	216,185	13	56,207	25		
Department of Trade and Commerce	17,001	63	5,832	93		
Civil Service Board	1,550	00	994	37		
Departments generally			28,028	86		
	1,220,323	11	277,046	33	1,497,369	44
ADMINISTRATION OF JUSTICE.						
<i>The Supreme Court of Canada :-</i>						
Salaries	53,279	15				
Contingencies	12,143	40				
			65,422	55		
<i>The Exchequer Court of Canada :-</i>						
Salaries	18,699	29				
Contingencies	5,132	67				
			23,831	96		
<i>Ontario :-</i>						
Court of Appeal	25,461	89				
" King's Bench	14,847	16				
" Common Pleas	16,000	00				
" Chancery	21,000	00				
County Courts	171,295	73				
Circuit Allowances	14,200	00				
High Courts of Justice at London and Ottawa	1,250	00				
			264,054	78		
<i>Quebec :-</i>						
Court of King's Bench	31,000	00				
Superior Court	164,139	98				
Circuit allowances	15,270	00				
			210,409	98		
Carried forward			563,719	27		

SESSIONAL PAPER No. 2

EXPENDITURE, 1901-1902—Continued.

SERVICE.	\$	cts.	\$	cts.	\$	cts.
Brought forward.			563,719	27		
ADMINISTRATION OF JUSTICE—Concluded.						
<i>Nova Scotia</i> :—						
Supreme Court.	29,000	00				
County Courts.	18,669	92				
Circuit allowances.	4,600	00				
			52,269	92		
<i>New Brunswick</i> :—						
Supreme Court.	25,000	00				
County Courts.	16,200	00				
Circuit allowances.	4,800	00				
			46,000	00		
<i>Manitoba</i> :—						
Court of King's Bench.	17,000	00				
County Courts.	13,521	42				
Circuit allowances.	3,419	35				
			33,940	77		
<i>British Columbia</i> :—						
Supreme Court.	19,924	67				
County Courts.	16,800	00				
Circuit allowances.	11,638	56				
			48,363	23		
<i>Prince Edward Island</i> :—						
Supreme Court.	11,000	00				
County Courts.	8,400	00				
			19,400	00		
<i>North-west Territories</i> :—						
Supreme Court.	18,432	42				
Circuit allowances.	2,993	45				
Sheriffs.	2,499	86				
			23,925	73		
<i>Yukon Territory</i>			115,526	73		
<i>Miscellaneous</i>			42,909	42		
<i>Expenditure under Cap. 181, R.S.C.</i>			700	00		
<i>Offices of the Clerk of the Crown and Judge's Chambers, Prince Albert</i>			202	35		
<i>Alien Labour</i>			77	50		
<i>Court of Divorce and Matrimonial causes in N. B.</i>			372	34		
<i>Legal expenses in connection with arbitration re Eastern Extension Railway</i>			1,822	59		
					949,229	85
DOMINION POLICE.					60,241	16
PENITENTIARIES.						
Kingston.			155,234	76		
St. Vincent de Paul.			115,666	17		
Dorchester.			54,503	90		
Manitoba.			50,058	47		
British Columbia.			42,049	06		
Regina Jail.			8,714	76		
Prince Albert Jail.			6,000	00		
General.			5,845	80		
					438,072	92
LEGISLATION.						
Senate.			206,438	48		
House of Commons.			541,445	90		
Library of Parliament.			32,916	50		
Printing, binding and distributing the laws.			7,151	99		
Printing, printing paper and binding.			159,051	60		
Election expenses.			21,157	60		
Franchise Act.			6,299	12		
Provincial Voters' Lists.			11,090	71		
Contingencies, Clerk of Crown in Chancery.			1,122	65		
Controverted Elections.			3,758	23		
Gratuities for ballot designs.			1,000	00		
					991,432	78

2-3 EDWARD VII., A. 1903

EXPENDITURE, 1901-1902—Continued.

SERVICE.	\$	cts.	\$	cts.	\$	cts.
ARTS, AGRICULTURE AND STATISTICS.						
Archives.....			8,295	20		
Patent Record.....			14,499	80		
Classification of Canadian Patents, &c.....			4,997	20		
Criminal Statistics.....			1,637	75		
General Statistics.....			2,257	36		
Statistical Year Book.....			3,990	00		
Aid to Agricultural Societies.....			7,000	00		
Experimental Farms.....			101,940	65		
Printing and distributing reports, &c., of the Experimental Farm.....			4,000	00		
Fumigating Stations.....			3,006	46		
Agriculture and Dairying, including Cold Storage, &c.....			187,687	70		
Promoting dairying interests.....			21,731	34		
Census.....			793,361	81		
St. Louis and Osaka Exhibition.....			3,883	72		
Glasgow Exhibition.....			25,854	89		
Paris Exhibition.....			584	71		
Buffalo Exhibition.....			36,866	68		
Cork and Wolverhampton Exhibitions.....			48,723	20		
Renewing and improving Canadian exhibits at the Imperial Institute, London.....			2,920	00		
Historical data <i>re</i> Acadian families in Canada.....			1,300	00		
Gratuity, C. F. Whitley.....			191	66		
					1,274,790	14
IMMIGRATION.....					494,841	55
QUARANTINE.....					264,737	78
PENSIONS.						
Civil List, judges, &c.....			57,187	83		
New Militia Pensions (Fenian raid).....			2,261	06		
Veterans of War, 1837-38—Upper Canada.....			600	00		
Compensation to pensioners in lieu of land.....			87	57		
Rebellion of 1885—						
Militiamen.....	18,316	92				
Mounted Police, Prince Albert Volunteers and Police Scouts.....	2,865	92				
			21,182	84		
North-west Mounted Police.....			1,817	35		
Military Asylum pensions.....			168	00		
					83,304	65
SUPERANNUATION (for details, see pages 9 and 29).....					338,764	35
MILITIA—INCOME.						
Pay of Staff, permanent corps and active militia, including allowances.....			369,954	49		
Annual drill.....			314,761	23		
Salaries and wages of civil employees.....			93,956	11		
Military properties, works and buildings.....			268,545	08		
Warlike and other stores.....			99,079	10		
Clothing and necessaries.....			224,805	31		
Provisions, supplies and remounts.....			129,693	78		
Transport and freight.....			39,307	68		
Grants in aid of artillery and rifle associations and bands.....			39,950	00		
Miscellaneous and unforeseen contingencies.....			26,483	67		
Royal Military College of Canada.....			81,912	28		
Dominion Cartridge Factory.....			207,614	37		
Defence at Esquimalt.....			119,058	27		
Carried forward.....			2,015,121	37		

SESSIONAL PAPER No. 2

EXPENDITURE, 1901-1902—Continued.

SERVICE.	\$	cts.	\$	cts.	\$	cts.
Brought forward.....			2,015,121	37		
MILITIA—INCOME—Concluded.						
Gratuities.....			959	64		
Service medals.....			7,387	91		
Land for Work Point Barracks, Esquimalt.....			6,887	03		
Damages by snow slides at Quebec.....			250	00		
Monuments for battle fields.....			400	00		
Coronation Contingent of Canadian Militia.....			29,972	76		
					2,060,978	71
MILITIA—CHARGEABLE TO CAPITAL.						
Arms, ammunition, &c.....			224,735	83		
Rifle ranges.....			74,961	60		
					299,697	43
RAILWAYS AND CANALS—CHARGEABLE TO CAPITAL.						
<i>Canadian Pacific Railway:—</i>						
Wood and Campbell for land.....			448	70		
<i>Intercolonial Railway:—</i>						
Steel rails and fastenings.....	188,190	61				
To complete highway bridge at Rocky Lake.....	1,941	22				
To build new and enlarge old engine houses.....	135,049	11				
To increase the accommodation at Sydney.....	77,609	99				
To increase the accommodation at Halifax.....	71,928	48				
To pay land damages at subway at Amherst.....	452	68				
Original construction.....	949	21				
Land damages, Oxford and new Glasgow and Cape Breton division.....	602	84				
To strengthen bridges.....	93,431	14				
To increase accommodation at Lévis.....	75,341	09				
To dredge and blast rock at Halifax.....	25,977	82				
To increase accommodation at St. John.....	111,299	00				
To provide additional sidings along line.....	157,998	48				
To provide increased facilities along line.....	102,959	11				
To provide master car builder's couplers for locomotives.....	2,979	76				
To provide air brakes to freight cars.....	23,688	75				
To change car couplers of passenger cars.....	1,315	00				
To equip passenger cars with vestibules.....	3,539	09				
To exchange draw bars of freight cars.....	15,000	00				
To provide new machinery for locomotives and car shops.....	53,985	87				
To equip 10 passenger cars with Pintsch gas apparatus..	943	34				
To provide large turntables.....	4,908	23				
To provide new superstructure for 6 spans Miramichi Bridge.....	71,960	90				
Rolling stock.....	2,066,879	38				
Towards improvement at Mulgrave.....	15,085	72				
To provide drop pits.....	2,331	05				
Towards building sea wall in Cape Breton.....	7,939	53				
To raise Sydney and Louisbourg railway bridge over I. C. R. at Sydney.....	10	50				
Towards increased accommodation at Stellarton.....	20,488	98				
Improvements at Westchester.....	4,653	58				
Increased accommodation at Picton.....	42,661	65				
To provide 9 electric and mechanical semaphores.....	2,449	99				
Towards improving ferry service at Straits of Canso.....	293,000	00				
Buildings and appliances for making Pintsch gas.....	14,999	23				
To extend blacksmith shop at Moncton.....	675	57				
To provide additional snow fences along line.....	4,975	85				
To make improvements at St. Octave.....	4,318	44				
Station at Nicolet.....	46	54				
Station and freight house at Eel River.....	1,554	90				
Carried forward.....	3,704,123	23	448	70		

2-3 EDWARD VII., A. 1903

EXPENDITURE, 1901-1902—Continued.

SERVICE.	\$ cts.	\$ cts.	\$ cts.
Brought forward.....	3,704,123 23	448 70	
RAILWAYS AND CANALS—CHARGEABLE TO CAPITAL—Con.			
<i>Intercolonial Railway—Concluded.</i>			
To pay G. S. Mayes amount of claim for work done on the Intercolonial Railway at Pictou in 1886.....	8,939 39		
Award of Arbitrators, in connection with Eastern Extension Railway, Nova Scotia.....	671,836 00		
Award of Arbitrators in connection with Eastern Extension Railway, New Brunswick, \$148,968.75; for interest from July 1st 1884 to July 1st 1901, \$126,623.43; and for cost of reference, \$5,100.....	280,692 18		
Drummond County Railway.....	5,000 00		
	4,670,590 80		
Less—Refunds of previous years expenditure.....	43,749 95	4,626,841 05	
<i>Prince Edward Island Railway:—</i>			
To increase length of sidings.....	4,998 06		
To straighten line near Blue Shank.....	9,999 88		
To provide and lay steel rails and fastenings.....	6,000 00		
To provide machinery.....	5,000 00		
Murray Harbour Branch and Hillsboro' Bridge.....	450,000 00		
		475,997 94	
<i>Canals:</i>			
Sault Ste. Marie.....	122,505 73		
Soulanges.....	235,021 79		
Welland.....	303,997 81		
Trent.....	449,975 45		
Lake St. Louis.....	6,000 00		
Lake St. Francis.....	13,945 25		
Cornwall.....	90,535 18		
Farrans Point.....	42,209 89		
Lachine.....	113,328 26		
Rapide Plat.....	137,818 22		
Galops.....	487,341 23		
North Channel.....	83,642 43		
St. Lawrence River and Canals.....	29,268 64		
		2,114,689 88	
<i>Yukon Territory Works:—</i>			
McKenzie and Mann—Re proposed contract for a railway from Stickeen River to Teslin Lake.....		283,323 55	
			7,501,301 12
RAILWAY AND CANALS—CHARGEABLE TO INCOME.			
<i>Canals:—</i>			
Chambly.....		19,132 80	
Carillon and Grenville.....		16,998 69	
Culbute.....		1,135 00	
Lachine.....		36,249 02	
Rideau.....		8,894 40	
St. Onrs.....		15,549 27	
St. Peters.....		10,014 43	
Trent.....		26,165 93	
Welland.....		78,905 37	
Miscellaneous works not provided for.....		52 26	
Arbitrations and awards.....		661 75	
Surveys and inspections—Canals.....		13,037 80	
" Railways.....		2,996 48	
Railway statistics.....		731 88	
Salaries extra clerks, copyists, &c.....		2,090 20	
Salaries of engineers, draughtsmen, &c.....		25,755 74	
Reporting before the Railway Committee of the Privy Council and before the Minister.....		500 00	
Carried forward.....		258,871 02	

SESSIONAL PAPER No. 2

EXPENDITURE, 1901-1902—Continued.

SERVICE.	\$	cts.	\$	cts.	\$	cts.
Brought forward.....			258,871	02		
RAILWAYS AND CANALS—CHARGEABLE TO INCOME—Con.						
Cost of litigation.....			5,994	48		
International Railway Congress at Brussels.....			97	33		
Repairs to Governor General's car.....			1,144	53		
Gathering information re Railway Commission.....			6,188	78		
					272,296	14
PUBLIC WORKS—CHARGEABLE TO CAPITAL.						
Ottawa Parliament Buildings.....			58,464	79		
" Military Buildings.....			33,480	98		
" Astronomical Observatory.....			629	76		
" Victoria Memorial Museum.....			423	28		
" Royal Mint.....			791	51		
Montreal Harbour Improvements.....			201,722	69		
River St. Lawrence Ship Channel.....			674,249	34		
Port Arthur Harbour.....			20,371	57		
Port Colborne Harbour.....			183,162	60		
Rainy River Lock and Dam.....			133	80		
River Kaminstiquia.....			9,989	28		
St. Andrew's Rapids—Improvements.....			9,584	56		
Telegraph Lines, B.C., Fort Simpson to Hazelton.....			64,050	35		
" C. P. Ry. for transportation of materials, &c.....			2,238	48		
Yukon Territory—Public Buildings.....	228,918	46				
" White Horse Public Building.....	15,132	61				
" Trails, Roads and Bridges.....	108,951	85				
" To repay the Yukon Local Council for construction of trails, roads and bridges.....	80,838	09				
" To repay Yukon Local Council for construction of steel bridge over Klondyke river.....	13,759	06				
" To repay Yukon Local Council for balance of outlay in connection with construction of Ogilvie Bridge.....	48,151	84				
" Telegraph Lines Quesnel to Atlin.....	142,409	82				
" " Quesnel-Atlin to Manson creek.....	4,471	95				
" Telegraph Lines Dawson to Fort Egbert.....	995	36				
" " C. P. Railway for transportation of materials, &c.....	3,879	51				
			647,508	55		
PUBLIC WORKS—CHARGEABLE TO INCOME.						
					1,906,801	54
Public Buildings :—						
Nova Scotia—						
Aricbat—Reconstruction of Public Building.....	2,999	65				
Digby Public Building.....	15,804	87				
Guysboro' Public Building.....	4,795	24				
Halifax Drill Hall.....	6,891	35				
Halifax New Public Building.....	8,946	90				
Halifax Quarantine Station on Lawlor's Island, including laboratory with microscope, &c.....	8,275	54				
Liverpool Public Building—Safe.....	517	54				
Middleton Armoury.....	91	58				
Springhill Public Building.....	18,976	32				
Sydney Public Building—Repairs, renewals, &c....	1,024	48				
Sydney Quarantine Station—Disinfecting building, &c., at Point Edward.....	1,822	29				
			70,145	76		
Prince Edward Island—						
Charlottetown Dominion Building—Repairs, &c....	602	40				
Charlottetown Dominion Building—Committee of Queen's Square Grounds, 1901-02.....	168	00				
Summerside Public Buildings—Repairs, &c.....	857	78				
			1,628	18		
Carried forward.....			71,773	94		

2-3 EDWARD VII., A. 1903

EXPENDITURE, 1901-1902—Continued.

SERVICE.	\$	cts.	\$	cts.	\$	cts.
PUBLIC WORKS—CHARGEABLE TO INCOME—Continued.						
Brought forward.....			71,773	94		
Public Buildings—Continued.						
New Brunswick—						
Chatham Public Building—Repairs, &c.....	798	15				
Fredericton Public Building—Renewals, &c.. . . .	1,398	11				
Marysville Public Building.....	2,382	85				
Newcastle Public Building—Sidewalk, repairs, &c..	1,038	61				
Richibucto Public Building.....	915	50				
St. John Immigration Building.....	23,001	06				
St. John Dominion Public Buildings—Improvements, &c.....	4,564	42				
St. John Post Office—Sanitary improvements, &c..	1,486	73				
St. John Quarantine Station—Water service, drainage, heating, furniture, &c.....	8,559	35				
Tracadie Lazaretto—Outbuildings, renewing water pipes, &c.....	1,847	24				
Woodstock Public Building—New retaining wall, repairs, &c.	2,397	57				
			48,389	59		
Maritime Provinces—						
Generally—Renewals and heavy repairs.....			9,876	96		
Quebec—						
Generally—Renewals and heavy repairs.....	11,988	85				
Buckingham Public Building.....	7,072	00				
Drummondville Public Building.....	10,655	78				
Granby Public Building.....	11,721	14				
Grosse Isle Quarantine Station.....	29,584	69				
Hochelaga Post Office.....	26,997	45				
Hull Post Office—Reconstruction.....	11,007	16				
Levis Cattle Quarantine Station—Renewals, &c....	5,726	87				
L'Assomption Public Building.....	1,192	60				
Montreal Public Buildings—Improvements, &c....	9,878	99				
Montreal Custom House—Alterations, including furniture, fittings, &c.....	6,950	64				
Montreal Examining Warehouse—Addition and alterations, including fittings, furniture, &c....	9,894	76				
Montreal Inland Revenue Offices—Safe.....	550	00				
Montreal Post Office—Improvements.....	2,074	94				
Peribanka Immigrant Building.....	1,005	07				
Quebec Custom House and Examining Warehouse—Improvements.....	1,809	67				
Quebec Immigrant Buildings on Louise Embankment and Breakwater and Queen's Wharf Buildings.....	10,569	92				
Quebec Military Buildings—Rolling mill for cart-ridge factory.....	15,803	46				
Quebec Military Buildings—New artillery workshop.....	16,518	05				
Quebec Military Buildings—New iron foundry, incl. of installation of electric light plant, &c....	1,364	02				
Quebec Post Office—Renewals, improvements, &c..	2,962	25				
Roberval Immigrant Building.....	2,630	35				
Sherbrooke Examining Warehouse—Heating apparatus.....	934	78				
St. Hyacinthe Public Building—Improvements ..	857	60				
St. Jerome Public Building—Improvements, repairs, &c.....	1,775	00				
Victoriaville Public Building.....	3,932	86				
			205,398	90		
Carried forward.....			335,439	39		

SESSIONAL PAPER No. 2

EXPENDITURE, 1901-1902—Continued.

SERVICE.	\$	cts.	\$	cts.	\$	cts.
Brought forward.....			335,439	39		
PUBLIC WORKS—CHARGEABLE TO INCOME—Continued.						
<i>Public Buildings—Continued.</i>						
Ontario—						
Generally—Renewals and heavy repairs.....	11,813	59				
Alexandria Reformatory—Balance arbitrator's award.....		174	02			
Brockville Drill Hall.....	34,293	85				
Clinton Post Office and Public Building.....	2,812	77				
Deseronto Public Building—Site donated by city...	18,093	41				
Fort William Public Building.....		96	59			
Hamilton Public Building—Improvements.....	2,878	06				
Ingersoll Public Building.....	2,415	93				
Kingston Post Office—Repairs, improvements, &c..	1,101	96				
Kingston Royal Military College—Additional buildings, gymnasium and hospital.....	18,982	78				
London Custom House—Improvements, &c.....	2,103	38				
London Drill Hall and Armoury.....	14,069	01				
London Post Office—Improvements, &c.....	6,051	85				
Niagara Falls, Clifton Public Building—Renewals, &c.....	1,502	75				
Ottawa, Major's Hill Park—Improvements.....	1,588	14				
" " Plant house.....	14,737	28				
Ottawa Post Office—Stone porch.....		924	42			
" " Rewiring for electric service...		757	51			
Ottawa Public Buildings—Langevin Block, new boilers.....	1,392	76				
Ottawa Public Buildings—Renovating painting, &c., outside works, incl. East Block, iron work and re-leading windows of Parliament Building and Library.....	6,891	79				
Ottawa Public Buildings—Steel drawers and roller shelves, &c.....	25,000	00				
Ottawa Parliament Building—Electric wiring and Luxfer prisms for Senate Chamber, &c.....	8,076	05				
Ottawa, Department of Interior—New offices for Surveyor General's Branch, fittings, furniture, &c.....	15,496	95				
Paris Public Building.....	17,729	30				
Pictou Public Building.....	8,601	43				
Prescott Public Building—Repairs, &c.....	1,996	50				
Rideau Hall—Improvements to outbuildings.....	4,833	42				
St. Thomas Drill Hall and Armoury.....	30,957	50				
Sarnia Public Building.....	25,224	72				
Sault Ste. Marie Public Building.....	8,395	45				
Strathroy Public Building—Improvements.....	2,416	22				
Toronto Court House and Exan. Warehouse—Paving.....	4,169	68				
Toronto Dominion Buildings—Improvements, renewals, &c.....	7,499	71				
Toronto Post Office—Building for branch office in west end of city, site, &c.....	13,025	95				
Toronto Junction Public Building.....	4,531	60				
Windsor Drill Hall.....	45,064	48				
Windsor Public Building—Additions, &c., to Post Office, fittings and general repairs to building..	4,953	29				
Woodstock Public Building.....	17,701	72				
Manitoba—			388,355	82		
Generally—Renewals and heavy repairs.....	1,501	77				
Brandon Public Building.....	1,893	61				
Winnipeg Dominion Public Buildings—Asphalt pavement, &c.....		144	09			
Winnipeg Immigrant Building—Hospital.....	1,195	83				
Winnipeg Post Office—New plumbing, repairs, &c..	3,276	06				
			8,311	36		
Carried forward.....			732,106	57		

2-3 EDWARD VII., A. 1903

EXPENDITURE, 1901-1902—Continued.

SERVICE.	\$	cts.	\$	cts.	\$	cts.
Brought forward			732,106	57		
PUBLIC WORKS—CHARGEABLE TO INCOME—Continued.						
<i>Public Buildings—Continued.</i>						
North-west Territories—						
Generally—Renewals and heavy repairs	2,696	40				
Battleford Registry Office—Repairs, &c.	362	50				
Calgary Court House—Furniture, &c.	571	25				
Carnduff Court House	3,684	92				
Court House, Lock-up and Police accommodation	909	36				
Edmonton (Strathcona) Immigrant Building	1,505	67				
Edmonton Court House and Jail	5,952	00				
Lethbridge Immigration Building	4,056	14				
Red Deer Valley—Immigrant building	82	14				
Regina Court House and Land Office—Renewals, &c.	1,298	50				
Regina Lieut. Governor's Residence—Improvements, &c.	7,079	87				
Saskatoon Immigrant Building	1,488	85				
Yorkton Court House and Jail	109	01				
			29,796	61		
British Columbia—						
Generally—Renewals and heavy repairs	5,987	53				
Kamloops Public Building	13,614	80				
Nanaimo Public Building—New lock boxes, renewals, &c.	1,682	70				
Nelson Public Building	26,795	15				
New Westminster Public Building—Addition to Examining warehouse	1,474	00				
New Westminster Public Building—Reconstruction	24,568	33				
Rossland Public Building	29,856	56				
Vancouver Drill Hall	35,491	93				
Vancouver Public Building—Alteration on ground floor	663	02				
Williams Head Public Building—Quarantine Station, second disinfecting chamber, &c.	31,406	13				
			171,540	15		
<i>Public Buildings Generally:—</i>						
Salaries to resident clerks of works, assistants, &c.	12,843	71				
Electric and other power for running elevators, &c.	4,995	10				
Renewals and heavy repairs	7,132	33				
			24,971	14		
<i>Ottawa Buildings:—</i>						
Repairs, furniture, &c.	124,949	61				
Heating (including running of elevators)	90,992	64				
Lighting (including roads and bridges)	25,800	94				
Telephone service	6,999	69				
Grounds	7,035	50				
Major's Hill Park	3,589	68				
Removal of snow (including Rideau Hall)	2,598	92				
			261,966	98		
<i>Ottawa and other Buildings:—</i>						
Rents			31,090	99		
<i>Rideau Hall:—</i>						
Repairs, furniture, &c., (including grounds)	24,350	79				
Fuel and light allowance to Governor General	8,000	00				
			32,350	79		
<i>Dominion Public Buildings:—</i>						
Furniture	8,490	81				
Engineers, firemen, caretakers, &c.—Salaries	86,340	78				
" " " Supplies	5,062	96				
Heating	55,078	65				
Lighting	67,982	91				
Water	15,995	00				
Maintenance of Locomobiles—Toronto Post Office	4,507	35				
Immigration Buildings—Repairs, &c.	3,991	54				
Quarantine Buildings—Maintenance	3,255	16				
			250,705	16		
Carried forward			1,534,528	39		

SESSIONAL PAPER No. 2

EXPENDITURE, 1901-1902—Continued.

SERVICE.	\$	cts.	\$	cts.	\$	cts.
Brought forward.....			1,534,528	39		
PUBLIC WORKS—CHARGEABLE TO INCOME—Continued.						
<i>Yukon District:—</i>						
Rents, fuel, lighting, &c.—Public Buildings.....			127,801	75		
<i>Construction of Armouries.....</i>			26,996	87		
<i>Experimental Farms:—New buildings, renewals.....</i>			14,402	74		
<i>Harbours and Rivers:—</i>						
<i>Nova Scotia—</i>						
Abbott's Harbour—Beach protection works.....	1,125	76				
Argyle Sound—Wharf.....		519	67			
Bass River—Repairs and extension to wharf.....	1,099	11				
Bear River—Removal of obstruction and repairs to mooring pier.....	3,000	00				
Beaver Harbour—Wharf.....		701	39			
Beaver River—Extension of wharf.....	2,097	46				
Big Bras d'Or—Wharf repairs.....		370	47			
Blanche—Repairs to an extension of breakwater....		475	60			
Boularderie Centre—Wharf.....	3,028	55				
Brooklyn—To complete wharf.....		649	38			
Burlington—Wharf.....	3,499	99				
Canada Creek Breakwater—New block.....	1,205	91				
Cape Agnet—Boat harbour.....		495	67			
Cape Cove—Addition to breakwater and repairs....	3,999	97				
Cape Negro Island—Repairs to and extension of breakwater.....		228	24			
Caribou Island—To complete breakwater.....		256	25			
Chebogue Harbour—Protection works.....	1,311	79				
Cheverie—Extension of breakwater.....		768	23			
Chipman's Brook—Extension to breakwater.....	1,422	47				
Clark's Harbour—To complete breakwater and remove rocks from channel.....	6,685	93				
Clementsport—Removing obstruction in harbour...	1,000	00				
Coffin's Island—Extension of beach protection....		992	98			
Comeau—Breakwater.....		997	31			
Comeau's Hill—Breakwater.....	1,494	99				
Comeauville—Repairs to breakwater.....	2,000	00				
Cribbon's Point—Repairs to wharf.....	2,368	54				
Delap's Cove—Repairs to pier.....		400	00			
Digby Pier—Repairs, new sheds, &c.....	3,300	00				
Eagle Head—Repairs and extension to breakwater.	1,068	95				
East Jordan—Repairs to breakwater.....		400	01			
Ecum Secum—Wharf.....	4,098	50				
Faulkner's Creek—Wharf.....	1,359	29				
Friar's Head—Boat harbour.....	1,097	81				
Gabarus—Breakwater.....	8,259	50				
Georgeville—Repairs to wharf.....		699	47			
Grand Etang—Creosoted timber piling in bridge works.....	2,799	35				
Grand Narrows—Reconstruction of wharf.....	1,711	50				
Granville Centre—Wharf.....	1,101	02				
Granville Ferry—Removal of reef.....	999	28				
Harrigan's Cove—Wharf.....	1,461	71				
Hawk Point Inlet—Boat channel.....		484	29			
Herring Cove—Breakwater.....		168	95			
Iona—Wharf.....	5,499	61				
Ingonish, North Bay—Strengthening breakwater—Repairs.....		951	36			
Isaac's Harbour—Wharf.....	1,539	50				
Jones Harbour—Repairs to breakwater.....		99	97			
Kempt Head—Wharf.....	5,174	03				
Kingsport—Reconstruction of pier.....	9,278	70				
L'Ardoise—Extension of breakwater to the shore...		30	52			
Carried forward.....	93,781	98	1,703,729	75		

2-3 EDWARD VII., A. 1903

EXPENDITURE, 1901-1902—Continued.

SERVICE.	\$	cts.	\$	cts.	\$	cts.
Brought forward.....	93,781	98	1,703,729	75		
PUBLIC WORKS—CHARGEABLE TO INCOME—Continued.						
<i>Harbours and Rivers—Continued.</i>						
<i>Nova Scotia—Continued.</i>						
L'Ardoise West—Protection pier at La Bills Point.....	200	78				
Lennox Passage—Dredging Carey's Passage.....	807	04				
Lingan—Beach protection.....	1,999	80				
Little Bras d'Or—Wharf.....	3,872	78				
Little Narrows—Boat harbour at Big Pond.....	996	78				
Little Narrows—Repairs to wharf.....	1,494	80				
Livingstone Cove—To complete wharf.....	3,997	50				
Lockeport—To complete breakwater.....	299	64				
Lower Cove—Breakwater.....	2,440	49				
Mabou Harbour—Repairs to piers.....	1,499	87				
Malignant Cove—Boat harbour.....	2,464	85				
Margaree Harbour—Improvements.....	3,065	57				
Margaree Island—To complete wharf.....	1,399	13				
Margaretville—Construction of pier and removal of stone.....	1,560	50				
Margaretville—Repairs to breakwater.....	777	21				
Margaretville—Completion of Eastern breakwater.....	500	00				
Meteghan Cove—Breakwater.....	3,199	93				
Meteghan River—To continue restoration of breakwater.....	3,999	99				
Minudie—Wharf.....	1,724	43				
Morden—Repairs to breakwater.....	1,495	08				
Musquodoboit Harbour—Wharf.....	1,364	04				
McNair's Cove—Repairs to wharf.....	1,198	17				
Neil's Harbour—Breakwater.....	114	71				
Newellton—To complete wharf.....	399	59				
New Harbour—Breakwater repairs, protection, slopes, &c.....	3,693	04				
North Wallace—Repairs to wharf.....	537	53				
Nyanza—Repairs and extension to wharf.....	890	29				
Ogden's Pond—Opening of pond and construction of beach protection.....	1,299	49				
Parker's Cove—Extension of pier.....	119	00				
Parrsboro'—Wharf.....	5,723	80				
Parrsboro'—Reconstruction of beach protection works.....	1,510	67				
Partridge Island—Repairs to breakwater.....	599	85				
Pereaux—Landing pier.....	662	49				
Pictou Light—Beach protection.....	608	28				
Pinkney's Point—Breakwater.....	998	73				
Plymouth—Wharf extension.....	488	21				
Porter's Lake—Dredging and breakwater at entrance of channel.....	5,987	24				
Port George—Breakwater.....	3,743	92				
Port Hawkesbury—Wharf.....	35	54				
Port Hood Wharf—Repairs.....	1,237	36				
Port Hilford—Breakwater.....	2,724	05				
Port Joli—Repairs to wharf.....	497	08				
Port Maitland—Yarmouth Co.—Repairs to breakwater.....	299	44				
Port Mouton—Repairs to wharf.....	363	93				
Red Islands—Repairs to wharf at Johnston's Harbour.....	329	92				
River John—Wharf.....	525	81				
Sandford Breakwater—Extension and completion.....	2,542	18				
Saunhierville—Extension of breakwater.....	719	97				
Scott's Bay—Repairs to pier.....	2,026	71				
Sight Point—Boat harbour.....	499	76				
Smithville—Removal of rocks.....	853	75				
Tancook Island—Restoration of wharf.....	936	48				
Carried forward.....	175,109	18	1,703,729	75		

SESSIONAL PAPER No. 2

EXPENDITURE, 1901-1902—Continued.

SERVICE.	\$	cts.	\$	cts.	\$	cts.
Brought forward.....	175,109	18	1,708,729	75		
PUBLIC WORKS—CHARGEABLE TO INCOME—Continued.						
<i>Harbours and Rivers—Continued.</i>						
<i>Nova Scotia—Concluded.</i>						
The Gate—Improvement of channel between Co- mean's Hill Point and Big Tusket Island.....	1,000	00				
Three Fathom Harbour Works—Repairs and exten- sion.....	1,189	91				
Tracadie East—Repairs to and extension of beach protection works.....	996	32				
Washabuck Centre—Wharf.....	106	03				
Whitehaven—Repairs to canal banks.....	999	67				
Windsor Harbour—Shear dams, training dykes and deepening River Avon.....	2,300	03				
Halifax graving dock.....			181,701	14	10,000	00
Prince Edward Island—						
Annandale—Reconstruction of pier head and general repairs.....	755	77				
Bay View—Repairs to pier.....	270	50				
Belfast Pier—Repairs, including \$500 for warehouse.....	1,120	69				
Campbell's Cove—Reconstruction of breakwater.....	1,499	60				
Canoe Cove—Breakwater.....	5,087	43				
China Point Pier—Fender piling, &c.....	306	56				
Georgetown Pier—Works of reconstruction and re- pair.....	1,499	95				
Haggerty's Wharf—Repairs.....	900	21				
Hurd's Point—Repairs to pier.....	269	11				
Keir's Shore—Wharf approach.....	483	09				
Morrison's Point—Beach protection works.....	492	25				
Miminegash—Breakwater, &c.....	1,500	00				
New London—Repairs to breakwater, &c.....	5,760	51				
North Cardigin Pier—Works of reconstruction and repair.....	1,941	30				
Pinette—Repairs to pier.....	249	97				
Port Selkirk Pier—Fender piling, &c.....	588	37				
Pownal Pier—Reconstruction of top portion, &c.....	821	02				
Rustico—Repairs to pier.....	1,499	97				
Souris. Knight's Point—Strengthening of break- water, &c.....	5,180	00				
Sturgeon Pier—Repairs.....	523	06				
Summerside Harbour—Breakwater.....	3,398	00				
Tignish—To complete repairs and extension of breakwater.....	1,937	42				
West Point—Extension of pier.....	3,542	50				
Wood Islands—Repairing and strengthening the northern breakwater.....	1,020	80				
Wood Islands—Extension of southern breakwater, &c.....	4,145	00				
General repairs to pier and breakwater.....	1,554	63				
			46,347	71		
New Brunswick—						
Black Bay—Extension of wharf.....	7,459	46				
Bathurst—Wharf.....	1,996	02				
Bay du Vin wharf—To complete extension and reconstruction.....	4,564	26				
Black Brook (Loggiesville)—Wharf.....	4,714	00				
Burnt Church Wharf.....	5,051	00				
Campbellton—Wharf extension and repairs.....	2,251	82				
Campobello (Wilson's Beach)—Repairs to breakwater.....	8,243	86				
Cape Tormentine—Repairs to breakwater, &c.....	22,600	32				
Caraquet—Wharf.....	419	39				
Carried forward.....	57,300	13	1,941,778	60		

2-3 EDWARD VII., A. 1903

EXPENDITURE, 1900-1902—Continued.

SERVICE.	\$ cts.	\$ cts.	\$ cts.
Brought forward.....	57,300 13	1,941,778 60	
PUBLIC WORKS—CHARGEABLE TO INCOME—Con.			
<i>Harbours and Rivers—Continued.</i>			
<i>New Brunswick—Concluded.</i>			
Chance Harbour—Breakwater.....	32 60		
Chatham Custom House wharf—Reconstruction and repairs.....	1,112 07		
Chockfish River—Breakwater at mouth of river....	931 39		
Clifton (Stonehaven)—Breakwater.....	2,991 28		
Dalhousie—Repairs to ballast wharf.....	999 50		
Dipper Harbour—Breakwater.....	66 80		
Dorchester (Cole's Point)—Breakwater.....	4,403 99		
Grand Anse—Extension of and repairs to breakwater	5,740 85		
Hopewell Cape—New wharf.....	5,002 50		
Kingston—Repairs to wharf.....	705 44		
Lord's Cove, Deer Island—Extension of wharf.....	1,000 00		
Mispec Harbour—Breakwater at mouth.....	10,996 00		
Mispec—Repairs to wharf.....	1,969 46		
Point Wolfe—Breakwater.....	3,077 53		
Richibucto—Reconstruction of north pier and groynes, &c.....	6,408 86		
River St. John, including tributaries.....	3,254 28		
Shepody River—New wharf at Hopewell Hill.....	4,031 30		
Shippegan Harbour—Extension of and repairs to protection work.....	4,649 77		
Shippegan—Wharf at Lameque.....	3,617 50		
St. Andrews—Wharf.....	1,822 89		
St. George—Repairs to public wharf.....	499 92		
St. John Harbour—Groynes at base of Fort Dufferin	2,497 12		
St. John Harbour—Negro Point breakwater.....	19,978 39		
St. Mary's pier—Repairs.....	598 02		
Tracadie—Wharf.....	512 16		
Upper Caraquet—Repairs to wharf.....	1,899 33		
Upper Salmon River—Alma pier.....	240 21		
		146,341 23	
Maritime Provinces generally—			
General repairs and improvements.....		12,373 43	
Quebec—			
Amherst, Magdalen Islands—Breakwater at Point Shea.....	11,063 48		
Anse à Beaufils—Improvement of entranceto harbour	198 87		
Anse St. Jean—Repairs to wharf.....	1,010 15		
Baie St. Paul—Repairs to piers.....	1,510 41		
Berthier (en bas)—To complete widening of head pier, repairs to same, &c.....	4,552 79		
Boucherville—Dredging channel in River St. Lawrence at Ile de Grosbois.....	4,097 60		
Cacouna—Extension of wharf.....	2,500 82		
Cap Santé—Wharf.....	2,501 31		
Carleton—Extension of landing pier.....	3,725 98		
Chicoutimi Pier—Combined freight shed and waiting room.....	1,500 84		
Coteau Landing—Dredging.....	4,998 35		
Coteau Landing wharf—Renewals and repairs.....	986 62		
Eboulements wharf—Renewals and repairs.....	799 70		
Father Point—Landing pier.....	625 77		
Gatineau River—Protection work on east side of river.....	161 53		
Graham Wharf—Bracing, &c.....	803 47		
Grande Vallée—Pier.....	14,857 56		
Greece's Point—Wharf.....	3,498 53		
Grosse Ile Quarantine Station—Upper wharf.....	4,008 83		
Hudson—Wharf.....	3,999 40		
Carried forward.....	67,402 01	2,100,493 26	

SESSIONAL PAPER No. 2

EXPENDITURE—1901-1902—Continued.

SERVICE.	\$ cts.	\$ cts.	\$ cts.
Brought forward.....	67,402 01	2,100,493 26	
PUBLIC WORKS—CHARGEABLE TO INCOME—Con.			
<i>Harbours and Rivers—Continued.</i>			
<i>Quebec—Continued.</i>			
Hull landing pier.....	40,977 59		
Ile aux Coudres—Addition to wharf.....	3,896 35		
Ile aux Grues, North Shore—Construction of wharf and purchase of land.....	8,522 36		
Ile Verte—Repairs to wharf.....	798 39		
Kamouraska—To complete addition to wharf.....	1,450 83		
Lake St. John Wharfs—Repairs.....	1,386 82		
Lake Temiscaming—Dredging.....	460 10		
Lanoraie—Repairs to wharf.....	3,999 83		
Laprairie ice pier—Repairs.....	1,057 02		
Les Boules—Wharf.....	1 81		
Le Tableau—Wharf on River Saguenay.....	80 85		
Levis Graving Dock—Travelling crane, &c.....	2,226 26		
Lotbinière—Addition to isolated block.....	6,000 00		
Lower St. Lawrence—Removal of rocks.....	2,093 22		
Magdalen Islands—Breakwater.....	10,013 27		
Maria—Isolated block.....	244 81		
Matane—Extension of pier, repairs to old works, &c.....	1,411 09		
Murray Bay—Increasing height of wharf, &c.....	6,792 74		
New Carlisle—Repairs to wharf.....	698 80		
Newport—Breakwater.....	741 19		
Nicolet Harbour—Repairs to jetty and dredging.....	4,795 88		
Percé (North Cove)—Wharf.....	17,808 81		
Point aux Esquimaux—Interest due Eli Lavoie on purchase price of his wharf.....	70 00		
Point aux Esquimaux—Wharf, head block.....	3,370 89		
Point St. Pierre—Breakwater.....	331 49		
Rivière aux Renards—Pier.....	6,514 24		
Rivière Batiscan—Dredging channel at mouth.....	11,108 68		
River Beauport—Protection of west bank of channel in line of the old Caron wharf, and dredging.....	2,982 18		
Rivière Cap de Chatte—Training pier.....	887 72		
Rivière Chateauguay—Dredging.....	3,530 50		
Rivière Noire—Removal of rocks.....	999 97		
Rivière Ste. Anne de la Pérade—Repairs to works.....	2,997 17		
River St. Louis and Feeder—Improvement of water- way.....	905 61		
River St. Maurice—Dredging.....	5,955 00		
River St. Maurice—Dredging channel between Grandes Piles and La Tuque.....	6,394 83		
Rivière des Vases—To complete wharf.....	499 18		
Ruisseau Leblanc—Breakwater.....	2,997 26		
Sabrevois wharf—To complete approach, &c.....	998 07		
Sorel—Ice pier.....	1,990 83		
Sorel—Deep water wharf.....	94,612 37		
St. Alexis, —Baie des Ha! Ha!—Pier.....	4,000 01		
St. Anne de Bellevue—Extension of wharf.....	699 73		
St. Anne du Saguenay—Wharf.....	3,102 67		
St. Fulgence—Improvement to pier.....	502 23		
St. Geneviève—Protection of piers and repairs.....	1,091 96		
St. Jerome, Lake St. John—Wharf.....	1,999 97		
St. Lambert—Cribwork protection wall.....	15,000 13		
St. Laurent—Repairs to pier.....	860 34		
St. Marc—Addition and repairs to wharf.....	3,146 22		
St. Mathias wharf—Head work.....	1,189 88		
St. Michel de Bellechasse—Repairs to pier.....	5,791 23		
St. Nicholas—Strengthening wharf and rebuilding parts damaged by ice.....	1,785 73		
St. Roch des Aulnaies—Wharf.....	4,430 65		
Carried forward.....	373,606 17	2,100,493 26	

2-3 EDWARD VII., A. 1903

EXPENDITURE, 1901-1902—Continued.

SERVICE.	\$	cts.	\$	cts.	\$	cts.
Brought forward.....	373,606	17	2,100,493	26		
PUBLIC WORKS—CHARGEABLE TO INCOME—Continued.						
<i>Harbours and Rivers—Continued.</i>						
<i>Quebec—Concluded.</i>						
St. Zotique wharf—Renewals and repairs.....		996	75			
Tadoussac—Repairs to wharf.....	1,370	91				
Témiscouata Lake—Landing piers.....	1,185	72				
Trois Pistoles—General repairs to pier.....	500	50				
Three Rivers Harbour—Additional deep water wharfs, &c.....	1,236	78				
Valleyfield—Dredging channel in Valleyfield Bay, &c.....	7,893	50				
Harbours, Rivers and Bridges—General repairs and improvements.....	19,563	86				
			406,354	19		
<i>Ontario—</i>						
Bayfield—Extension of southern pier.....	153	64				
Blind River—Wharf.....	16	05				
Bowmanville Harbour (Port Darlington)—Dredging entrance channel, &c.....	4,464	57				
Bronte Harbour.....	7,002	90				
Bruce Mines—Wharf, including addition.....	718	00				
Burlington Channel—Repairs to piers.....	1,521	15				
Calendar—Repairs to wharf.....	1,985	72				
Cobourg—Repairs to pier and dredging.....	3,007	55				
Collingwood Harbour—Improvements.....	40,336	73				
Collins Inlet—Dredging.....	9,192	50				
Colpoys Bay—Extension of pier.....	1,399	07				
Depot Harbour—Breakwater.....	98	59				
Goderich Harbour—Dredging.....	9,972	83				
Goderich Harbour—Reconstruction of breakwater and repairs to piers.....	12,037	74				
Harwood—Wharf on Rice Lake.....	499	71				
Hawkesbury—Dredging.....	6,043	73				
Kincardine Harbour—Improvements, including dredging of bar and inner harbour.....	8,666	11				
Kingston Graving Dock—Improvement of entrance.....	2,077	06				
Kingsville—Repairs to wharf and breakwater piers, extension of western pier.....	18,601	73				
Lake Temiscamingue—Wharf.....	84	59				
Lancaster—Wharf.....	4,862	77				
Leamington—Pier.....	21,487	68				
Meaford Harbour—Dredging and pile work.....	49,994	48				
Midland Harbour—Dredging.....	14,204	69				
North Bay—To complete repairs to wharf.....	308	21				
Oakville—Repairs to East pier, &c.....	6,005	70				
Oshawa—Piers.....	10,024	83				
Owen Sound—Dredging and extension of pile protection works.....	28,496	01				
Penetanguishene—Dredging.....	9,039	35				
Pickering Harbour—Repairs to piers and dredging.....	2,648	52				
Point Pelée—Wharf.....	7,779	41				
Port Burwell—Improvement of harbour.....	49,994	69				
Port Elgin—Dredging.....	3,290	00				
Port Hope—Repairs to pier.....	3,733	95				
" Dredging.....	911	65				
Port Stanley—Dredging.....	1,272	02				
Providence Bay—Wharf.....	1,633	00				
River Thames—Dredging channel, Chatham to Lake St. Clair.....	7,780	11				
Robbin's landing—Wharf on Rice Lake.....	885	56				
Rondeau Harbour—To complete repairs to pier.....	10,036	93				
" Dredging.....	4,811	16				
Carried forward.....	358,082	60	2,536,847	45		

SESSIONAL PAPER No. 2

EXPENDITURE, 1901-1902—Continued.

SERVICE.	\$	cts.	\$	cts.	\$	cts.
Brought forward.	358,082	60	2,506,847	45		
PUBLIC WORKS—CHARGEABLE TO INCOME—Continued.						
<i>Harbours and Rivers:—Continued.</i>						
<i>Ontario—Concluded.</i>						
Saugeen River breakwater—To complete repairs. . .	1,609	74				
Sault Ste. Marie—Harbour improvements, including dredging of approaches.	643	88				
Sheguiandah—Landing pier.	3,148	70				
Southampton—Improvement of harbour.	30	00				
South Nation River—Towards improvement at the pitch-off.	4,438	09				
Sturgeon Point—Assistance to Municipality of Sturgeon Point towards construction and for maintenance of wharf on Sturgeon Lake.	500	00				
Summerstown Wharf—Renewals and repairs.	798	99				
Sydenham River—Dredging.	2,266	05				
St. Joseph, Lake Huron—Wharf.	4,999	84				
Toronto Harbour—Diversion of River Don and dredging in the Harbour.	6,710	25				
Toronto Harbour—Works at Eastern entrance, &c.	31,980	67				
Trenton—Dredging channel, Murray Canal to Central Ontario Railway Dock, &c.	9,749	00				
Wabigoon—Wharf on Lake Wabigoon, including approach.	3,261	95				
Wendover Wharf.	6,502	22				
Warton landing pier.	13,516	20				
Harbours, Rivers and Bridges—General repairs and improvements.	14,595	31				
			462,833	49		
Manitoba—						
Hnausa Wharf—Repairs to and extension of.	1,923	67				
Lake Manitoba—Opening of additional outlet to prevent overflow of Lake and maintenance of Lake at proper level for Navigation purposes.	3,698	80				
Wharf on Lake Winnipeg.	1,472	26				
Harbours, Rivers and Bridges—General repairs and improvements.	3,066	04				
			10,160	77		
North-west Territories—						
General repairs and improvements.			3,813	34		
British-Columbia—						
Anderson and Kennedy Lakes—Clearing outlets.	2,498	70				
Columbia River—Improvements above Golden.	4,993	64				
" Improvement in Narrows between Upper and Lower Arrow Lakes	13,958	33				
Duncan River—Improvements.	1,968	29				
Esquimalt Graving Dock—For the purchase of the late Engineer Muir's residence in the dock yard	1,200	00				
Fraser River—Improvement of channel, &c.	9,982	65				
Nanaimo Harbour—Improvement of south channel	4,943	12				
Salmon River—Removal of drift wood and other obstructions.	3,018	92				
Salmon River—To pay the Columbia River Co., Ltd., of Golden, for the removal of drift wood, &c., from the river during 1899-1900.	1,933	20				
Skeena River.	6,476	38				
Victoria Harbour—Removal of Tuzo Rock and dredging at other points.	9,556	75				
William's Head Quarantine Station—Repairs to wharf and improvement of water service.	5,978	17				
Harbours, Rivers and Bridges—General repairs, &c.	2,959	88				
			69,468	03		
Carried forward.			3,053,123	08		

2-3 EDWARD VII., A. 1903

EXPENDITURE, 1901-1902—Continued.

SERVICE.	\$	cts.	\$	cts.	\$	cts.
Brought forward.....			3,053,	123	08	
PUBLIC WORKS—CHARGEABLE TO INCOME—Continued.						
<i>Harbours and Rivers—Concluded.</i>						
<i>Yukon District—</i>						
Lewes and Yukon River—Improvements.....			55,080	54		
Generally—Repairs and improvements.....			9,932	69		
<i>Dredging :—</i>						
New dredging plant, Maritime Provinces—						
Hydraulic dredge.....	126,444	23				
New dredging plant, Maritime Provinces—						
New Hull for dredge Geo. McKenzie, including						
transfer of machinery.....			7,508	91		
New dredging plant, Ontario and Quebec.....			53,832	26		
New dredging plant—Hydraulic dredge, Ontario.....			31,567	22		
" " British Columbia.....			61,889	12		
" " generally.....			49,816	21		
Repairs to dredge vessels.....			36,083	10		
" " British Columbia.....			4,992	65		
Dredging : Maritime Provinces.....			71,565	26		
" Quebec.....			58,473	41		
" Ontario.....			30,486	99		
" Manitoba.....			8,018	81		
" British Columbia.....			29,593	66		
" general service.....			4,199	12		
			574,471	95		
<i>Slides and Booms :—</i>						
St. Maurice district—Improvements and works of recon-						
struction.....	153,012	83				
Ottawa district—Damage by fire April 1900, at North			4,998	99		
and South Chaudière Station.....			1,280	56		
Slides and booms, generally.....						
			159,292	38		
<i>Roads and Bridges :—</i>						
At Ottawa, over slides, river and canal and approaches						
thereto.....	7,092	18				
Bridges over the Chaudière slides—To pay for lumber						
purchased for temporary bridges, etc., built after			4,588	46		
fire of April 1900.....			12,803	66		
Ottawa—Maria Street bridge.....						
Portage du Fort Bridge—Reconstruction, including						
approaches, &c., (Ontario and Quebec Governments			15,451	65		
contributing \$5,000 each).....			63,265	07		
Des Joachims Bridge—Reconstruction.....			2,650	45		
Battleford Bridge—To replace old condemned structure.						
Belly River Bridge at Pace's Crossing—To complete						
payments to the N.W.T. Government for the con-						
struction of this bridge.....			959	67		
Bridge over the Saskatchewan at Edmonton, N.W.T.						
Canadian Pacific Railway Co., for transportation of			6,501	89		
materials.....						
Road from Edmonton, N.W.T. to Peace River Landing						
—Improvements.....			4,676	15		
Dominion traffic bridges throughout Canada, including						
approaches.....			4,909	49		
			122,898	67		
<i>Telegraph Lines :—</i>						
Lower St. Lawrence and Maritimes Provinces—						
North Sydney Meat Cove Line—Barrachois Bridge						
to Orogen Glen.....			966	49		
St. Peters to Louisbourg, with extension to Scatarie						
Island Lighthouses.....			150	21		
Carried forward.....	1,116	70	3,974,	799	31	

SESSIONAL PAPER No. 2

EXPENDITURE, 1901-1902—Continued.

SERVICE.	\$	cts.	\$	cts.	\$	cts.
Brought forward.....	1,116	70	3,974,799	31		
PUBLIC WORKS—CHARGEABLE TO INCOME—Continued.						
<i>Telegraph Lines—Concluded.</i>						
<i>Lower St. Lawrence and Maritime Provinces—Con.</i>						
Magdalen Island—Cable between Amherst and Grindstone Island.....	210	16				
Extension from Romaine eastward to Belle Isle....	31,458	43				
To repair and improve roadways and increase operating facilities generally eastward of Godbout..	824	22				
Extension of branch line on west side of River Saguenay from St. Etienne to Anse St. Jean...	536	80				
Branch line Tadoussac to Sacré Cœur.....	979	05				
Grosse Isle Quarantine Station Telegraph line, via Ile aux Réaux—Improved heavy cable connection.....	2,860	84				
Ontario—Pelee Island—Removal of original portion of cable connecting the Island with the mainland.....	3,082	17				
<i>British Columbia—</i>						
Alberni-Clahoquot—Telegraph line.....	6,485	90				
Ashcroft-Barkerville, Telegraph line—Repoling....	3,851	67				
Golden Station, C.P.R. to Windermere.....	2,586	70				
Telephone connection between Vancouver Island and Salt Spring Island.....	435	08				
154 Mile House to Quesnel Forks and Horsefly Telegraph line.....	1,057	35				
			55,483	07		
<i>Miscellaneous:—</i>						
Surveys and Inspections.....	34,886	20				
National Art Gallery.....	1,869	91				
Chief Engineer's Office—Engineers, draughtsmen and clerks.....	69,327	04				
Chief Architect's Office—Architects, draughtsman and clerks.....	28,613	47				
Departmental Photographer—One-half salary.....	750	00				
Telegraph service: Salaries of staff.....	3,110	83				
Temporary, clerical and other assistance.....	33,819	28				
Statue of her Majesty the Queen.....	8,254	87				
Monument to Hon. Alexander Mackenzie.....	8,030	00				
To pay Hiram Easton in full and final settlement of claim for damages to his barge 'Minnie Francis'...	589	92				
<i>Gratuities:</i>						
Daughters of the late Wm. McDonald, engineer at Montreal Drill Hall.....	90	00				
Widow of A. C. Muir, engineer of the Esquimalt Graving Dock..	200	00				
R. Spears, caretaker, Yarmouth Public Building...	65	67				
Estate of H. Spence, Engineer, Parliament Building heating staff, Ottawa.....	124	00				
Family of late Wm. Johnson, Engineer Royal Military College, Kingston.....	130	00				
Daughters of late J. Robitaille, map-mounter Public Works Department.....	90	00				
Widow of Théophile Guilbault, engineer, Lévis Graving Dock.....	90	00				
Estate of E. Pelletier, clerk, Dredging Branch, Public Works Department.....	200	00				
Widow of James Richardson, watchman, Custom House, Toronto.....	90	00				
Widow of T. W. Keir, Mail clerk, Public Works Department.....	180	06				
Technical and other books of reference.....	499	02				
			191,011	21		
					4,221,293	59

2-3 EDWARD VII., A. 1903

EXPENDITURE, 1901-1902—Continued.

SERVICE.	\$	cts.	\$	cts.	\$	cts.
MAIL SUBSIDIES AND STEAMSHIP SUBVENTIONS.						
Baddeck, Grand Narrows and Iona.....			4,000	00		
Canada and Australia.....			121,666	67		
Canada, France and Belgium.....			16,666	62		
Canada, China and Japan.....			72,635	00		
Gaspé Basin and Dalhousie.....			11,500	00		
Grand Manan and the Mainland.....			5,000	00		
Great Britain and Canada.....			157,899	99		
Halifax and Canso.....			2,461	51		
Halifax and Newfoundland <i>via</i> Cape Breton.....			2,000	00		
Halifax, St. John, Newfoundland and Liverpool.....			18,000	00		
Magdalen Islands.....			8,700	00		
Montreal, Quebec and Manchester, and St. John, Halifax and Manchester.....			35,000	00		
Quebec and Gaspé Basin.....			7,000	00		
Pictou and Cheticamp.....			2,000	00		
Pictou, Murray Harbour, Georgetown and Montague Bridge.....			1,200	00		
Port Mulgrave, Arichat, Canso, Guysboro' and Port Hood.....			7,853	86		
Port Mulgrave, St. Peters and Irish Cove.....			4,887	50		
Prince Edward Island and Great Britain.....			2,000	00		
Prince Edward Island and Mainland.....			12,500	00		
St. John and Digby.....			12,500	00		
St. John, Dublin and Belfast.....			3,000	00		
St. John and Glasgow.....			7,500	00		
St. John, Halifax and London.....			18,750	00		
St. John, Halifax, West Indies and South America.....			78,831	25		
St. John and Minas Basin.....			2,500	00		
St. Stephen and St. Croix River points, Deer Island, Campobello, &c., &c.....			2,000	00		
Sydney and Whycomagh.....			1,000	00		
Sydney and Bay St. Lawrence.....			1,000	00		
Victoria and San Francisco.....			4,903	85		
					624,956	25
OCEAN AND RIVER SERVICE.						
Dominion Steamers.....			241,060	98		
Construction of steamer to replace <i>Newfield</i>			100,000	00		
" " " <i>Druid</i>			111,465	94		
Examination of Masters and Mates.....			3,305	59		
Rewards for saving life.....			8,623	55		
Investigations into wrecks.....			1,824	55		
Registry of shipping.....			607	23		
Removal of obstructions.....			1,325	25		
Tidal service.....			8,925	33		
Winter mail service.....			8,806	26		
Marine Biological Station.....			1,998	85		
Cattle Inspection.....			3,321	23		
Unforeseen expenditure.....			3,490	29		
Life Saving Station on Long Point, Lake Erie.....			1,435	52		
					496,190	57
LIGHTHOUSE AND COAST SERVICE.						
Salaries and allowances of light-keepers.....			218,980	46		
Agencies, rents and contingencies.....			16,096	81		
Maintenance and repairs to lights.....			290,052	47		
Construction of lights.....			94,853	10		
Signal service.....			6,452	56		
Repairs to wharfs.....			2,824	28		
Gratuity to widow of late Charles Morrison.....			223	00		
New lighthouse and fog alarm, Middle Ground, Lake Erie.....			10,095	05		
Salaries of temporary officers, engineers and draughtsmen.....			2,967	35		
Permanent Pier and Light at Lower Traverse.....			31,595	09		
Improvement to aids to navigation, &c.....			22,170	85		
					696,311	02

SESSIONAL PAPER No. 2

EXPENDITURE, 1901-1902—Continued.

SERVICE.	\$	cts.	\$	cts.	\$	cts.
SCIENTIFIC INSTITUTIONS.						
Toronto Observatory.....			2,741	09		
Meteorological service.....			77,000	37		
Hydrographic survey.....			19,485	41		
Lake Winnipeg.....			6,003	23		
Steamer to replace <i>Bayfield</i>			50,000	00		
Observatory on Sulphur Mountain, Banff.....				55	00	
					155,285	10
MARINE HOSPITALS.						
Marine Hospitals.....			51,027	80		
Shipwrecked seamen.....				799	33	
					51,827	13
STEAMBOAT INSPECTION.....					27,493	80
FISHERIES.						
Salaries and disbursements, fishery inspectors, overseers and guardians.....			104,861	66		
Fish-breeding.....			79,891	85		
Protection service.....			114,011	78		
Building fishways and cleaning rivers.....				928	12	
Legal and incidental expenses.....			6,184	55		
Canadian fishery exhibit.....			1,753	82		
Distributing fishing bounty.....			4,564	43		
Oyster culture.....			6,419	26		
Fishing bounty.....			155,942	00		
Customs officers, issuing fish licenses.....				472	20	
Cold storage for bait.....			11,671	30		
Steamer for Fisheries and Customs Protection, B.C.....			38,711	91		
Biological Laboratory, Georgian Bay.....			1,482	15		
Legal expenses of arbitration <i>re</i> seizures by Russian cruisers.....			2,936	88		
Gratuity to widow of late John Newman.....				150	00	
" " R. R. Hogg.....				150	00	
J. & C. Noble, damages and costs.....			18,563	00		
David Creed, compensation for injuries.....				200	00	
					548,894	91
INSURANCE INSPECTION.....					13,500	00
GEOLOGICAL SURVEY.....					68,730	00
SUBSIDIES TO PROVINCES.						
Ontario.....			1,339,287	28		
Quebec.....			1,086,713	48		
Nova Scotia.....			432,806	30		
New Brunswick.....			491,377	38		
Manitoba.....			532,904	66		
British Columbia.....			307,076	66		
Prince Edward Island.....			211,931	88		
					4,402,097	64
INDIANS.						
Ontario and Quebec.....			81,795	09		
Nova Scotia.....			7,847	11		
New Brunswick.....			8,480	40		
Prince Edward Island.....			1,506	65		
Manitoba and North-west Territories.....			822,444	00		
British Columbia.....			129,508	90		
Yukon Territory.....			1,264	11		
General.....			4,284	29		
					1,057,130	55

2-3 EDWARD VII., A. 1903

EXPENDITURE, 1901-1902—*Continued.*

SERVICE.	\$	cts.	\$	cts.	\$	cts.
NORTH-WEST MOUNTED POLICE.						
North-west Territory.....			449,147	11		
Yukon Territory.....			499,068	55		
					948,215	66
GOVERNMENT OF THE NORTH-WEST TERRITORIES.....					491,923	89
GOVERNMENT OF THE YUKON PROVISIONAL DISTRICT.....					266,931	98
MISCELLANEOUS.						
Canada Gazette.....			5,573	11		
Miscellaneous printing.....			40,417	91		
Distribution of parliamentary documents.....			1,200	00		
Plant for Printing Bureau.....			28,746	28		
Unforeseen expenses.....			20,089	95		
Army and Navy, commutation.....			2,202	63		
Government of the District of Keewatin.....			1,103	22		
Maintenance of Keewatin lunatics.....			1,144	10		
Canada Temperance Act.....				20	85	
Compensation for injuries, North-west Mounted Police.....			2,066	50		
Paris agency.....			3,500	00		
Relief of distressed Canadians.....				22	73	
Banff Springs.....			15,618	71		
Investigations and demarcations and other astronomical work of the Department of the Interior.....			42,547	53		
Litigated matters (Interior).....			1,000	00		
" (Justice).....			8,087	20		
Returns for Parliament.....				298	08	
Royal Society.....			5,000	00		
Academy of Arts.....			2,000	00		
Arbitration on Provincial Accounts.....			2,272	50		
Legal advice to the Auditor General.....				232	00	
Classification of old records.....			1,000	00		
Canadian Mining Institute.....			1,000	00		
Half-breeds claims commission.....			10,161	18		
Law Library, London.....				250	00	
Relief of distressed people along the Liard and Dease Rivers. Ottawa Improvement Commission.....			4,364	23		
Survey of Boundary between Yukon Territory and British Columbia.....			60,000	00		
Chinese and Japanese Commission.....			12,042	49		
Dr. Rand's English-Micmac Dictionary.....			25,203	03		
Consolidation of Dominion Statutes.....				200	00	
Astronomical observatory, telescope, &c.....			200	00		
To re-coup North-west Mounted Police for relief to destitute half-breeds.....			14,937	38		
Engraving, &c., large map of the Dominion.....				179	60	
Cost of litigation, Qu'Appelle vs. The King.....			24,444	01		
Aid to Cottage Hospitals in N.W.T.....			1,938	80		
North-west Territories exhibit at Buffalo.....			6,000	00		
Assay office in British Columbia.....			1,000	00		
Purchase of the Plains of Abraham.....			19,424	73		
Expenses of reception to Their Royal Highnesses the Duke and Duchess of Cornwall and York.....			80,000	00		
Department of Labour.....			462,881	58		
500 maps of the seat of war in South Africa.....			31,963	62		
500 copies Parliamentary Guide.....				973	33	
Expenses re The King vs. B. A. Bank Note Co.....			1,000	00		
Expenses of judicial inquiry re paper combine.....			3,272	25		
Expenses in connection with the Coronation of His Majesty and the Colonial Conference in London.....			2,297	61		
J. E. Farewell, balance of costs, North Ontario recount.....			20,000	00		
Lowrie Miller re Savings Bank account at Winnipeg.....				36	91	
					289	13
Carried forward.....			968,203	18		

SESSIONAL PAPER No. 2

EXPENDITURE, 1901-1902—Continued.

SERVICE.	\$	cts.	\$	cts.	\$	cts.
Brought forward.....			968,203	13		
MISCELLANEOUS—Concluded.						
Payment in connection with construction of Marconi wireless telegraph station at Glace Bay, N.S.....			70,000	00		
Canadian Bank of Commerce for services in Yukon Territory from May 1, 1900, to April 24, 1902.....			53,169	36		
Gratuity to family of late Nathan White.....			750	00		
Gratuity to R. H. Neal and Charles Neal.....			136	85		
Contribution towards the relief of sufferers by volcanic disaster in the West Indies.....			50,000	00		
Estate of late W. H. Smith, R.N.R., for travelling expenses.			3,691	69		
Thos. Hodgins, K.C., publication of 'Notes of Cases' for information of Manhood Suffrage Registrars.....			50	00		
Nelson R. Butcher, transcribing evidence in Klock vs Varin.			59	50		
Browning & Senkler, costs of defence, Klock vs. Varin, Nipissing election.....			60	00		
					1,146,120	58
CUSTOMS.						
Salaries and contingencies.....			991,089	66		
Unforeseen expenditure.....			31	35		
Inspection, Board of Customs, Preventive Service, Customs Laboratory.....			115,521	24		
Miscellaneous.....			36,866	33		
Maintenance of cruisers, &c.....			27,470	99		
Secret preventive service.....			4,411	00		
H. A. Nelson & Sons.....			633	67		
					1,176,024	24
EXCISE.						
Salaries.....			307,040	36		
Contingencies.....			55,010	07		
Preventive service.....			10,853	75		
Methylated spirits.....			52,017	01		
Duty pay.....			6,567	10		
Tobacco stamps.....			26,243	01		
Collectors of Customs, commission.....			5,485	81		
Commission on tobacco stamps.....			87	40		
Special translation.....			100	00		
					463,404	51
CULLING TIMBER.....					17,101	51
WEIGHTS AND MEASURES.						
Salaries.....			51,073	45		
Contingencies.....			24,828	65		
Metrical instruments.....			499	87		
					76,401	97
GAS AND ELECTRIC LIGHT.						
Salaries.....			20,886	01		
Contingencies.....			12,384	01		
					33,270	02
INSPECTION OF STAPLES.....					13,509	60
ADULTERATION OF FOOD.....					24,956	74

2-3 EDWARD VII., A. 1903

EXPENDITURE, 1901-1902—Continued.

SERVICE.	\$ cts.	\$ cts.	\$ cts.
MINOR REVENUES.			
Department of Inland Revenue.....		132 00	
" Interior.....		1,618 53	
			1,750 53
RAILWAYS AND CANALS.			
Intercolonial Railway.....	5,574,563 30		
Prince Edward Island Railway.....	270,159 97		
Windsor Branch Railway.....	16,376 27		
		5,861,099 54	
Salaries and contingencies, canal officers.....	33,311 46		
Sunday labour.....	19,014 40		
Beauharnois.....	23,214 85		
Carillon and Grenville.....	33,092 29		
Chambly.....	36,145 27		
Cornwall.....	32,942 53		
Lachine.....	105,289 30		
Murray.....	11,631 70		
Rideau.....	66,153 52		
Sault Ste. Marie.....	30,760 51		
Soulanges.....	24,939 63		
Ste. Anne's.....	5,010 49		
St. Ours.....	3,246 75		
St. Peter's.....	3,214 25		
Trent.....	20,560 40		
Welland.....	157,328 85		
Williamsburg.....	28,076 54		
Miscellaneous.....	875 29		
Dredge vessels.....	12,569 50		
		647,377 53	
			6,508,477 07
PUBLIC WORKS.			
Collection of slide and boom dues.....		3,529 30	
Upper Ottawa Improvement Co.....		1,418 17	
Burlington Channel Bridge.....		3,105 10	
Esquimalt Graving Dock.....		13,277 89	
Kingston.....		5,386 86	
".....		14,866 21	
Lévis.....		42,183 00	
Ottawa District—Slides and booms.....		2,473 38	
River Trent and Newcastle District.....		1,533 49	
Rivière du Lièvre Lock.....		934 42	
River Yamaska.....		51,727 60	
St. Maurice District.....		1,078 02	
Harbours, rivers, slides and booms generally.....		59,442 22	
Land and cable telegraph lines—Lower St. Lawrence.....		1,946 66	
Prince Edward Island and the mainland telegraph.....		18,538 51	
North-west Territories, telegraphs.....		27,778 60	
British Columbia.....		2,727 10	
".....		1,317 34	
Public Works Agency, British Columbia.....		154,378 96	
Quesnel and Atlin Telegraph Lines.....		42,011 48	
Telegraph lines, Yukon District.....		48,859 10	
Purchase and fitting up SS. <i>Syrian</i> as a cable vessel.....			498,513 41
POST OFFICE.			
Mail service.....		2,391,063 23	
Salaries and allowances.....		1,244,095 00	
Miscellaneous.....		270,704 23	
Yukon District.....		117,774 36	
			4,023,636 82

SESSIONAL PAPER No. 2

EXPENDITURE, 1901-1902—*Concluded.*

SERVICE.	\$	cts.	\$	cts.	\$	cts.
TRADE AND COMMERCE.						
Chinese Immigration.....			3,555	81		
International Customs Bureau			600	00		
Commercial agencies.....			7,818	30		
					11,974	11
DOMINION LANDS—INCOME.						
Salaries			80,175	79		
Contingencies			39,500	00		
Board of Examiners.....			299	00		
Salaries of extra clerks at Ottawa.....			18,863	84		
Protection of timber lands and tree culture.....			15,000	00		
Extra service.....			5,005	31		
					158,843	94
DOMINION LANDS—CAPITAL.....					370,837	97

2-3 EDWARD VII., A. 1903

STATEMENT of Warrants of former years issued and remaining unpaid on June 30, 1902.

Year of Issue.	Amount.
	\$ cts.
1875..... Robert Kempt.....	49 36

STATEMENT of the Balance of the CLERGY RESERVE FUND LOWER CANADA, under 18 Vic., cap. 2, for the Year ended June 30, 1902.

Date.	Dr.	Cr.
	\$ cts.	\$ cts.
June 30..... By balance as per Public Accounts of 1900-01.....		14,165 52

INTERCOLONIAL RAILWAY.

STATEMENT of Open Accounts on June 30, 1902.

DETAILS.	Dr.	Cr.
	\$ cts.	\$ cts.
To Quebec Central Railway.....	4,489 11	
Canada Eastern Railway.....	5,891 09	
Grand Trunk Railway.....	12,597 50	
Windsor Branch Railway.....	32,160 66	
Transportation ledger.....	1,528 53	
Unclaimed freight.....	500 36	
Surveys and inspections.....	500 13	
Cash.....	501 54	
Rents.....	3,774 49	
Stations.....	164,136 09	
Department of Militia and Defence.....	2,857 32	
Canadian Pacific Railway, rolling stock.....	22,446 90	
Department of Agriculture.....	15,005 93	
Post Office Department.....	107 48	
Department of Marine and Fisheries.....	100 58	
Caraquet Railway.....	2,363 37	
D. A. Railway, general.....	600 50	
Canadian Pacific Railway, general.....	14,422 40	
New Brunswick Railway, general.....	4,360 67	
Atlantic and Lake Superior Railway.....	5,740 12	
Canada Eastern Railway, general.....	6,704 38	
Boston and Maine Railway.....	73 04	
New Brunswick and Prince Edward Island Railway.....	5 10	
Buctouche and Moncton Railway.....	123 89	
Tobique Valley Railway.....	2,739 25	
Canada Atlantic Railway.....	21 57	
Kent Northern Railway.....	6,020 41	
New York Central and H. R. Railway.....	7 23	
Carried forward.....	309,779 64	

SESSIONAL PAPER No. 2

INTERCOLONIAL RAILWAY—Continued.

STATEMENT of Open Accounts on June 30, 1902—Continued.

DETAILS.	Dr.	Cr.
	\$ cts.	\$ cts.
Brought forward.....	309,779 64	
To Imperial Tank Line.....	31 66	
Restigouche and Western Railway.....	6 98	
National Despatch Line.....	5 04	
Temisconata Railway.....	1,213 49	
Prince Edward Island Railway.....	338 99	
Pennsylvania Railway.....	3 09	
Inverness and Richmond Railway.....	5,689 77	
Central Vermont Railway.....	3 28	
Grand Trunk Railway, suspense.....	98 75	
Drummond County Railway.....	7,199 87	
Wabash Railway.....	12 92	
Newfoundland Railway.....	9 80	
Michigan Central Railway.....	3 49	
Pennsylvania Co.....	9 45	
Rutland Railway.....	1 63	
Maine Central Railway.....	1 38	
Elgin and Havelock Railway.....	39 40	
Midland Railway of Nova Scotia.....	969 76	
Scuth Shore Railway.....	12 00	
Quebec Southern Railway.....	454 36	
Central Railway of New Brunswick.....	1,117 28	
New York, N. H. and H. Railway.....	38 72	
Cape Breton Railway Co.....	1,501 84	
Lake Shore and M. S. Railway.....	1 20	
Philadelphia and Reading Railway.....	0 89	
Lipton Car Lines.....	1 20	
Grand Trunk Railway, general.....	5,062 60	
Great Northern Railway of Canada.....	12 52	
Northern Pacific Railway.....	5 97	
Swift Refg. Line.....	1 99	
Chicago, New York and B. Refg. Line.....	0 40	
Chicago, Milwaukee and St. Paul Railway.....	1 36	
Minneapolis, St. Paul and S. S. M. Railway.....	1 20	
Baltimore and Ohio Railway.....	11 50	
Charlottetown S. N. Co.....	79 63	
Canada Atlantic Railway.....	2 50	
Lehigh Valley Railway.....	1 00	
Hackett Refg. Co.....	0 83	
Ballston Terminal Railway.....	639 96	
Central Railway of N.-E.....	4 27	
Toledo, St. L. and W. R. Railway.....	3 32	
St. M. and Upham Railway.....	28 89	
Cincinnati H. and D. Railway.....	1 30	
SS. <i>Minto</i>	289 64	
Canada Express Co.....	7,716 06	
Acadia Coal Co.....	21 51	
Intercolonial Coal Co.....	765 06	
Dominion Coal Co.....	320 87	
SS. <i>Admiral</i>	1,480 22	
Gray & Lawrence Bros. Co.....	6 75	
St. Francois Bridge Co.....	49 59	
Western Union Telegraph Co.....	526 90	
Royal Visit.....	10,189 80	
F. E. Caine.....	2,760 70	
Dominion Iron and Steel Co.....	3,234 69	
Baldwin Locomotive Works.....	181 10	
Municipality of King's, N.B.....	60 00	
SS. <i>Verda</i>	50 78	
SS. <i>Lake Ontario</i>	17 04	
SS. <i>Assyria</i>	10 04	
Car <i>Victoria</i>	24 10	
Standard Car Truck Co.....	465 30	
Carried forward.....	362,575 31	

2-3 EDWARD VII., A. 1903

INTERCOLONIAL RAILWAY—Continued.

STATEMENT of Open Accounts on June 30, 1902.—Continued.

DETAILS.	Dr.		Cr.	
	\$	cts.	\$	cts.
Brought forward.....	302,575	34		
To Nova Scotia Steel and Coal Co.....		20	82	
Barney & Smith Car Co.....		12	20	
J. Norris & Co.....		22	22	
Rhodes, Curry & Co.....		5	52	
SS. <i>Scotia</i>	8,846	86		
J. Ruddick.....		8	60	
Price Bros. & Co.....	1,858	26		
Montmagny Light and Power Co.....		18	73	
Elmsdale Brick Co.....		0	95	
Atlantic Grindstone Co.....		26	84	
S. Cunard & Co.....		42	95	
Manchester Locomotive Works.....		259	80	
Sessemvein Bros.....	2,346	82		
Ryan & McDonnell.....	3,576	04		
Halifax Station, labour.....		500	00	
Engineering Contract Co.....		518	68	
McDonnell Rolling Mills.....		385	56	
Canadian Pacific Railway Telegraph Co.....		81	67	
Mic-mac Mining Co.....		317	94	
H. A. McKeown.....		150	00	
J. W. C. McConnell.....		50	00	
E. G. Russell.....		9	65	
J. S. O'Dwyer.....		187	62	
Eel River Station.....		32	61	
Trois Pistoles Station.....		97	37	
Geo. McDougall & Co.....		1,466	00	
Allan SS. Line.....		1,892	13	
L. R. Harrison.....		1,343	41	
Union Bearing Co.....		928	18	
Elgin Branch Railway.....		726	10	
Polson Iron Works.....		273	25	
Town of Dartmouth.....	32,000	00		
St. John Street Railway.....		31	00	
Ontario Car and Foundry Co.....		1,276	00	
Pickford & Black.....		134	22	
I. N. Pouliot.....		352	20	
R. A. & J. Stewart.....		41	39	
J. Richards & Son.....		116	24	
W. Ross.....		33	70	
T. Cook & Son.....		19	80	
Remittances destroyed.....	788	81		
Nauwigewauk Station.....		3	00	
Glengarry Station.....		5	00	
Bloomfield Station.....		25	21	
Schooner <i>Mary Jane</i>		71	30	
Coal Branch Station.....		65	84	
Wedford Station.....		55	00	
P. E. Gallant.....		173	36	
Bic Station.....		22	00	
Ste. Luce Station.....		80	00	
St. Arsène Station.....		107	12	
Western Counties Railway—General.....	15,893	35		
" " —Traffic.....		64	57	
Spring Hill and Parrsboro Railway.....	3,161	99		
Coldbrook Rolling Mills.....		1,967	41	
Halifax and Cape Breton Railway.....	1,151	42		
A. Forbes.....		82	18	
H. J. Cameron.....		1,679	07	
J. J. McLeod.....		644	16	
Dalhousie Station.....		19	69	
Valley Station.....		6	65	
Iona Station.....		72	71	
Carried forward.....	448,726	48		

SESSIONAL PAPER No. 2

INTERCOLONIAL RAILWAY—*Concluded.*STATEMENT of Open Accounts on June 30, 1901—*Concluded.*

DETAILS.		Dr.	Cr.
		\$ cts.	\$ cts.
	Brought forward.....	448,726 48	
To	Isle Verte Station.....	25 00	
	Kent Junction Station.....	28 38	
	Gloucester Junction Station.....	78 87	
	Campbellton (freight) Station.....	25 00	
	H. M. Hamilton.....	316 66	
	R. Hamilton.....	1,131 52	
	H. Atkinson.....	12 80	
	Derby Junction Station.....	231 00	
	T. Atkinson.....	49 87	
	Ste. Louise Station.....	0 66	
	Nicolet Station.....	3 00	
	Rivière du Loup (freight) Station.....	136 82	
	St. Alexandre Station.....	25 90	
	Rivière du Loup (ticket) Station.....	16 00	
	Red Pine Station.....	20 00	
	Newcastle Station.....	102 75	
	Nappan Station.....	40 00	
	Memramcook Station.....	7 54	
	St. John (freight) Station.....	3,096 46	
	Amherst (freight) Station.....	3 31	
	Boisdale Station.....	7 80	
	Sackville Station.....	10 17	
	Wentworth Station.....	33 24	
	Rockingham Station.....	27 47	
	New Glasgow Station.....	633 90	
	Nash's Creek Station.....	5 00	
	Shediac Station.....	34 70	
	Eureka Mills Co.....	13 56	
	Halifax (freight) Station.....	887 49	
	Uncurrent and failed Bank Notes.....	77 20	
	Athol Station.....	4 44	
By	Suspense.....		6,823 34
	Chatham Railway.....		0 07
	Dubs & Co.....		98 63
	Canadian Pacific Railway (traffic).....		17,063 51
	Safety car heating and light Co.....		8 07
	N. K. & M. Connolly.....		55,780 29
	Dartmouth Rolling Mills Co.....		1,848 00
	Mechanical Department.....		2 82
	Pullman Car Company.....		15 00
	Nova Scotia Central Railway Company.....		7 58
	Salisbury and Harvey Railway.....		5 94
	Del. L. & Western Railway.....		15 81
	Cumberland Railway and Coal Co.....		97 89
	Quebec Construction Co.....		6,991 23
	Portland Rolling Mills.....		15,256 72
	Can. Coals & Railway Co.....		15 00
	American Locomotive Company.....		259 70
	Balance.....		351,523 19
		455,812 99	455,812 79

2-3 EDWARD VII., A. 1903

INTERCOLONIAL RAILWAY.

COMPARATIVE STATEMENT of Revenue and Working Expenses for the Years ended June 30, 1901 and 1902.

	1901.	1902.	Increase or Decrease.
	\$ cts.	\$ cts.	\$ cts.
REVENUE.			
Passenger traffic.....	1,607,166 79	1,770,941 13	+ 163,774 34
Freight traffic.....	3,121,006 15	3,644,513 42	+ 523,507 27
Mails and sundries.....	244,062 93	255,929 36	+ 11,866 43
	4,972,235 87	5,671,383 91	+ 699,148 04
WORKING EXPENSES.			
Locomotive power.....	1,970,987 70	2,030,928 40	+ 59,940 70
Car expenses.....	1,134,291 72	1,119,461 86	- 14,829 86
Maintenance of ways and works.....	1,151,263 65	1,155,891 66	+ 4,628 01
Station expenses.....	627,872 94	699,797 82	+ 71,924 88
General expenses.....	372,139 21	445,227 50	+ 73,088 29
Car mileage.....	63,867 42	16,743 94	- 80,611 36
Rental of leased lines.....	140,000 00	140,000 00	
	5,460,422 64	5,574,563 30	+ 114,140 66
Difference between receipts and working expenses	488,186 77	96,820 61	

PRINCE EDWARD ISLAND RAILWAY.

STATEMENT of Open Accounts on June 30, 1902.

DETAILS.	Dr.	Cr.
	\$ cts.	\$ cts.
To Cash.....	2,223 97	
Stations.....	1,495 12	
Post Office Department.....	2,536 40	
Militia Department.....	234 49	
Anglo American Tel. Co.....	46 43	
Judge Weatherbe.....	30 00	
Sidney Grey.....	30 00	
Railway Extension, Charlottetown.....	812 83	
B. & M. Rattenbury.....	76 20	
Intercolonial Railway.....	1,367 74	
Accident Insurance.....	1,366 22	
M. J. Heney.....	3,683 72	
Suspense Account.....	9 18	
By John McDougall & Co.....		878 75
Rhodes, Curry & Co.....		631 13
Balance.....		12,402 42
	13,912 30	13,912 30

SESSIONAL PAPER No. 2

PRINCE EDWARD ISLAND RAILWAY.

COMPARATIVE STATEMENT of Working Expenses and Revenue for the Years ended
June 30, 1901 and 1902.

	1901.	1902.	Increase or Decrease.
	\$ cts.	\$ cts.	\$ cts.
REVENUE.			
Passenger traffic.....	78,689 73	85,086 44 +	6,396 71
Freight traffic.....	97,425 85	96,577 79 -	848 06
Mails and sundries.....	17,767 90	16,344 87 -	1,423 03
	193,883 48	198,009 10 +	4,125 62
WORKING EXPENSES.			
Locomotive power.....	73,813 90	76,193 20 +	2,379 30
Car expenses.....	42,836 26	44,347 99 +	1,511 73
Maintenance of way and works.....	90,087 14	98,735 91 +	8,648 77
Station expenses.....	36,281 47	37,920 98 +	1,639 51
General expenses.....	12,621 36	12,616 99 -	4 37
Renewals of permanent way.....	6,126 11	344 90 -	5,781 21
	261,766 24	270,159 97 +	8,393 73
Difference between receipts and working expenses.....	67,882 76	72,150 87

INDIAN FUND.

STATEMENT of Transactions in connection with this Fund during the Year ended
June 30, 1902.

	\$ cts.
Balance at the credit of the fund, June 30, 1901.....	3,941,393 77
Interest accrued during the year on funds in the hands of the Dominion Government.....	163,244 78
Collections on account of land sales, timber dues, dues on stone quarried, rents, fines and sales during the year.....	191,012 06
Government grants.....	14,000 00
	4,309,650 61
Expenditure during the year.....	263,704 75
Balance at credit, June 30, 1902.....	4,045,945 86

PROVINCE ACCOUNTS.

No. 1.—PROVINCE OF CANADA—Debt Account.

Date.		DR.	CR.
1902.		\$ cts.	\$ cts.
July 1..	To balance as per Public Accounts of 1900-01	111,833 47	

No. 2.—PROVINCE OF CANADA—Suspense Account.

Date.		DR.	CR.
1902.		\$ cts.	\$ cts.
July 1..	To balance as per Public Accounts of 1900-01	38,445 01	

No. 3.—PROVINCE OF ONTARIO—Debt Account.

Date.		DR.	CR.
1902.		\$ cts.	\$ cts.
July 1..	To balance as per Public Accounts of 1900-01	4,898,435 86	

No. 4.—PROVINCE OF ONTARIO—Suspense Account.

Date.		DR.	CR.
1902.		\$ cts.	\$ cts.
July 1..	To balance as per Public Accounts of 1900-01	1,256,641 20	

SESSIONAL PAPER No. 2

No. 5.—PROVINCE OF ONTARIO—Emigration Account.

Date.	—	DR.	CR.
1902.		\$ cts.	\$ cts.
July 1.	To balance as per Public Accounts of 1900-01	6,572 20	

No. 6.—PROVINCE OF ONTARIO AND QUEBEC—Subsidy Account

Date.	—	DR.	CR.
1902.		\$ cts.	\$ cts.
July 1.	By balance as per Public Accounts of 1900-01		10,037,000 45

No. 7.—PROVINCE OF ONTARIO AND QUEBEC—Special Account.

Date.	—	DR.	CR.
1902.		\$ cts.	\$ cts.
July 1.	By balance as per Public Accounts of 1900-01		112,170 67

No. 8.—PROVINCE OF QUEBEC—Debt Account.

Date.	—	DR.	CR.
1902.		\$ cts.	\$ cts.
July 1.	To balance as per Public Accounts of 1900-01	2,095,781 48	

No. 9.—PROVINCE OF QUEBEC—Suspense Account.

Date.	—	DR.	CR.
1902.		\$ cts.	\$ cts.
July 1.	To balance as per Public Accounts of 1900-01	862,847 03	

No. 10.—PROVINCE OF QUEBEC—Current Account.

Date.	—	DR.	CR.
1902.		\$ cts.	\$ cts.
July 1.	To balance as per Public Accounts of 1900-01	625,000 00	

2-3 EDWARD VII., A. 1903

No. 11.—PROVINCE OF NOVA SCOTIA—Debt Account.

Date.	—	DR.	CR.
1901.		\$ cts.	\$ cts.
July 1..	By Balance as per Public Accounts of 1900-01.....		1,056,123 77
1902.			
June 30..	To Amount of Provincial Notes redeemed during the year ... Balance.....	12 65 1,056,111 12	
		1,056,123 77	1,056,123 77
July 1..	By Balance		1,056,111 12

No. 12.—PROVINCE OF NOVA SCOTIA—Debt Suspense Account.

Date.	—	DR.	CR.
1901.		\$ cts.	\$ cts.
July 1..	To Balance as per Public Accounts of 1900-01.....	40,515 46	
1902.			
June 30..	By Province of Nova Scotia Debt Account..... Balance.....		12 65 40,502 81
		40,515 46	40,515 46
July 1..	To Balance.....	40,502 81	

No. 13.—PROVINCE OF NEW BRUNSWICK—Debt Account.

Date.	—	DR.	CR.
1902.		\$ cts.	\$ cts.
July 1..	By Balance as per Public Accounts of 1900-01.....		529,627 69
1902.			
Jan. 1..	To legal expenses, Dunn vs. The King	328 30	
June 30..	Balance.....	529,299 39	
		529,627 69	529,627 69
July 1..	By Balance		529,299 39

No. 14.—PROVINCE OF PRINCE EDWARD ISLAND—Debt Account.

Date.	—	DR.	CR.
1902.		\$ cts.	\$ cts.
July 1..	By Balance as per Public Accounts of 1900-01.....		775,791 83

SESSIONAL PAPER No. 2

No. 15.—PROVINCE OF PRINCE EDWARD ISLAND—Land Account.

Date.	—	DR.	CR.
1902.		\$ cts.	\$ cts.
July 1..	To Balance as per Public Accounts of 1900-01.....	782,402 33	

No. 16.—PROVINCE OF BRITISH COLUMBIA—Debt Account.

Date.	—	DR.	CR.
1902.		\$ cts.	\$ cts.
July 1..	By Balance as per Public Accounts of 1900-01.....		583,021 40

No. 17.—PROVINCE OF MANITOBA—Debt Account.

Date.	—	DR.	CR.
1902.		\$ cts.	\$ cts.
July 1..	By Balance as per Public Accounts of 1900-01.....		3,578,941 20

No. 18.—PROVINCE OF ONTARIO—Subsidy Account.

Date.	—	DR.	CR.
1901.		\$ cts.	\$ cts.
July 1..	By $\frac{1}{2}$ year's subsidy on population of 1,396,091.....		558,436 40
	" increased subsidy under 47 Vic., c. 4.....		71,207 24
	" allowance for government.....		40,000 00
1902.	To Cash.....	669,643 64	
Jan. 1..	By $\frac{1}{2}$ year's subsidy and allowance as above.....		669,643 64
	To Cash.....	669,643 64	
		1,339,287 28	1,339,287 28

No. 19.—PROVINCE OF QUEBEC—Subsidy Account.

Date.	—	DR.	CR.
1901.		\$ cts.	\$ cts.
July 1..	By $\frac{1}{2}$ year's subsidy on population of 1,111,566.....		444,626 40
	" increased subsidy under 47 Vic., c. 4.....		63,730 34
	" allowance for Government.....		35,000 00
1902.	To Cash.....	543,356 74	
Jan. 1..	By $\frac{1}{2}$ year's subsidy and allowance as above.....		543,356 74
	To Cash.....	543,356 74	
		1,086,713 48	1,086,713 48

2-3 EDWARD VII., A. 1903

No. 20.—PROVINCE OF NOVA SCOTIA—Subsidy Account.

Date.	—	Dr.	Cr.
1901.		\$ cts.	\$ cts.
July 1..	By ½ year's subsidy on population of 400,000.....		160,000 00
	" allowance for Government.....		30,000 00
	" interest on \$1,056,128.63.....		26,403 21
1902.	To Cash.....	216,403 21	
Jan. 1..	By ½ year's subsidy and allowance as above.....		190,000 00
	" interest on \$1,056,123.77.....		26,403 09
	To Cash.....	216,403 09	
		432,806 30	432,806 30

No. 21.—PROVINCE OF NEW BRUNSWICK—Subsidy Account.

Date.	—	Dr.	Cr.
1901.		\$ cts.	\$ cts.
July 1..	By ½ year's subsidy on population of 331,120.....		132,448 00
	" allowance for Government.....		25,000 00
	" " export duty.....		75,000 00
	" interest on \$529,627.69.....		13,240 69
1902.	To Cash.....	245,688 69	
Jan. 1..	By ½ year's subsidy and allowance as above.....		232,448 00
	" interest on \$529,627.69.....		13,240 69
	To Cash.....	245,688 69	
		491,377 38	491,377 38

No. 22.—PROVINCE OF MANITOBA—Subsidy Account.

Date.	—	Dr.	Cr.
1901.		\$ cts.	\$ cts.
July 1..	By ½ year's subsidy on population of 254,947.....		101,978 80
	" allowance for Government.....		25,000 00
	" " lands.....		50,000 00
	" interest on \$3,578,941.20.....		89,473 53
1902.	To Cash.....	266,452 33	
Jan. 1..	By ½ year's subsidy, allowance and interest as above.....		266,452 33
	To Cash.....	266,452 33	
		532,904 66	532,904 66

SESSIONAL PAPER No. 2

No. 23.—PROVINCE OF BRITISH COLUMBIA—Subsidy Account.

Date.	—	DR.	CR.
1901.		\$ cts.	\$ cts.
July 1..	By $\frac{1}{2}$ year's subsidy on population of 178,657.....		71,462 80
	" allowance for Government.....		17,500 00
	" " in lieu of lands.....		50,000 00
	" interest on \$583,021.40.....		14,575 53
	To Cash.....	153,538 33	
1902.			
Jan. 1..	By $\frac{1}{2}$ year's subsidy, allowance and interest, as above.....		153,538 33
	To Cash.....	153,538 33	
		307,076 66	307,076 66

No. 24.—PROVINCE OF PRINCE EDWARD ISLAND—Subsidy Account.

Date.	—	DR.	CR.
1901.		\$ cts.	\$ cts.
July 1..	By $\frac{1}{2}$ year's subsidy on population of 109,078.....		43,631 20
	" allowance for Government.....		15,000 00
	" " in lieu of lands.....		22,500 00
	" " as additional subsidy.....		25,000 00
	" interest on \$775,791.83.....		19,394 79
	To " \$782,402.33.....	19,560 05	
	Cash.....	105,965 94	
1902.			
Jan. 1..	By $\frac{1}{2}$ year's subsidy, allowance and interest, as above.....		105,965 94
	To Cash.....	105,965 94	
		231,491 93	231,491 93



+

