

6.2.1989-302

Ruston/Tomany & Associates Ltd.

**ROCKY MOUNTAIN NATIONAL PARKS
UTILIZATION STUDY, STAGE I**

VISITOR USE AND PROFILE SURVEY

Detailed Tabulations

**Volume I
Section A**

Presented To: Travel Alberta

and

Canada/Alberta Tourism Agreement (CATA)



Ruston/Tomany & Associates Ltd. is a full-service research supplier which customizes each project to meet the needs of the client. Our company regularly conducts ...

- behaviour and attitude studies;
- public attitude surveys;
- customer satisfaction appraisals;
- in-home product testing;
- concept and new product evaluations;
- brand and advertising tracking studies;
- trade and industrial surveys;
- advertising and promotional testing;
- employee surveys; and
- corporate image studies.

Exploratory, focus group discussions or individual in-depth interviews are implemented in advance of quantitative studies when appropriate.

Our professional staff, field capabilities, data handling systems, and overall organizational structure enable us to undertake projects ranging in size from those involving fewer than 100 interviews to those involving more than 2000.

Ruston/Tomany & Associates Ltd.

111 Elizabeth Street
Toronto, Ontario M5G 1P7
(416) 977-1533



JUL 26 1989

ROCKY MOUNTAIN NATIONAL PARKS UTILIZATION STUDY, STAGE I

VISITOR USE AND PROFILE SURVEY

Detailed Tabulations

Volume I Section A

Presented To: Travel Alberta

and

Canada/Alberta Tourism Agreement (CATA)


Presented By: Ruston/Tomany & Associates, Ltd.



National Library
of Canada

Bibliothèque nationale
du Canada

February, 1989



Digitized by the Internet Archive
in 2016

DETAILED TABULATIONS

VOLUME I

(Sections A - D)

NOTES AND EXPLANATIONS

Volume I

Volume I Detailed Tabulations include all banners, bases and response categories for key behavioural measures of the National Parks Utilization Study, Stage I -- Visitor Use and Profile Survey. For Summer, Spring and Fall seasons, these measures are taken from administered questionnaires. For Winter season data, responses to the self-completion behavioural questionnaire (the self-completion corollary to the administered questionnaire in all other seasons) have been weighted to match the volume estimates established on the basis of administered screening questionnaires in this season.

See the Technical Appendix, Section A for details of these weighting and projection procedures.

Volume II

Volume II includes banners and response categories from the attitudinal self-completion questionnaires. Only those individuals who returned the self-completion attitudinal questionnaire are included in these tables. For consistency, this reduced base has been projected to the total volume estimates shown in Volume I Detailed Tabulations. Volume II also repeats the key measures provided in Volume I, utilizing banners and bases from the attitudinal self-completion questionnaires.

See the Technical Appendix, Section A for details of these weighting and projection procedures.

Bases

The first page of each table displays two base lines:

- **Actual Base**

The number of responses utilized in the calculation prior to weighting and projection. Measurement of the tolerance on a particular statistic requires the use of the actual base (sample size for the particular statistic).

- **Weighted Base**

The weighted base is the actual base subsequent to all weighting and projection procedures. Percentages and averages shown in the Detailed Tabulations are calculated on the "weighted base".

Special Notes On Particular Bases

In all but two instances, banner categories in the Detailed Tabulations are based on the number of parties or persons with the particular characteristic. For example, a main purpose banner will display the number of person visits, party visits, or the expenditures made by people who declare "vacation" or "business" (etc.) to be their main purpose.

The exceptions to this rule include:

- **Nights in Specific Parks/Accommodation Types**

The number of nights in specific parks and the number in specific accommodation types represent the number of nights actually spent in specific parks/accommodation types.

- **Expenditures In Specific Parks**

The dollars displayed for specific parks represent the dollars actually spent (or allocated) to the specific park.

Survey Definitions

Parks Entrant

Any person who entered the four Rocky Mountain National Parks other than those who live or work in the Parks, or are in the Parks for the purposes of commuting to or from work or school, on a sales or service call, or pick-up or delivery.

Parks Visitor

An entrant who spent any time, money or did any sight-seeing while within the four Rocky Mountain National Parks boundaries. Visitors to individual Parks are defined to be those individuals who spent any time, money or did any sightseeing within the boundaries of the specific park¹.

¹All overnight charter and all non-English "entrants" to a specific Park are also defined as "visitors" (see questionnaire for question wording).

Thus, the individual who entered Yoho National Park and Banff National Park, but spent time/money or did sightseeing only in Banff National Park is defined as follows:

- Visitor to the Rocky Mountain National Parks;
- Visitor to Banff National Park;
- Pass-through to Yoho National Park.

Parks Pass-Through

An entrant who did not spend any time or money and did not do any sightseeing while within the four Rocky Mountain National Parks' boundaries is a pass-through for the entire parks system. The individual who entered but did not spend any time/money or do any sightseeing in a specific park is defined as a pass-through for that specific park.

Travel Party

For visitors exiting the park by private vehicle, travel party is defined as those persons travelling with them in the vehicle. For those visitors exiting via bus, train or motorcoach, the travel party includes those people whom the respondent considers to be travelling with him or her in the same travel party. This, however, does not include all people travelling together on a bus or train. In some cases, travel parties consist of members from more than one household.

Person Visitor/Entrant

A person entrant is one person who entered the Rocky Mountain National Parks system. A person visitor is one person who visited the Rocky Mountain National Parks system. If four people are travelling together, the particulars of this trip are applied to each member of the travel party. This results in a total of four person entrants or visitors, depending on the characteristics of the trip.

Party Visit/Entrant

An entrance to the Rocky Mountain National Parks by all members of the party constitutes one party entrant. Regardless of the number of people in the party, it is considered one party entrance or party visit, depending on the characteristics of the trip.

Person Night

A person night is one night on a trip spent by one person. If two people spend three nights each, this constitutes six person nights.

Party Night

This is one night spent on the trip by the party. If two people from a party spend three nights, this constitutes three party nights.

Horizontal and Vertical Percentages

Percentages are provided for columns and rows. The base lines (both actual and weighted) display horizontal percentages. Each response category (shown on the side of the table) is percentaged on the total weighted base shown at the top of the column (vertical %) and is percentaged across all the banner points shown at the top of the table (horizontal %).

In the following example, the horizontal percentages are displayed in bold and the vertical percentages are underlined.

	<u>Pass-Through Parties</u>		
	<u>Total</u>	<u>Banff</u>	<u>Jasper</u>
Total Party Entrants (Actual)	880 100.0	578 65.7	343 39.0
Total Party Entrants (Weighted)	615496 100.0	487272 79.2	143798 23.4
<u>Number of People 16+</u>			
One	140482 <u>22.8</u> 100.0	109272 <u>22.4</u> 77.8	33298 <u>23.2</u> 23.7
Two	385185 <u>62.6</u> 100.0	304510 <u>62.5</u> 79.1	91888 <u>63.9</u> 23.9

This example tells the reader that 22.8% (vertical) of all pass-through Party Entrants have one person over 16 years of age in the party, and that of all parties with one person over 16 (140,482), 109,272 or 77.8% (horizontal) passed through Banff National Park.

Table Of Contents

Each section in Volume I contains the complete Table Of Contents, indicating whether specific tabulations are to be found in Section A, B, C or D.

A listing of tolerance figures and coefficients of variation for key statistics can be found at the end of Volume D.

SECTION 'A'

TABLE 1	DISPOSITION OF CONTACTS BASE: TOTAL CONTACTS
TABLE 2	DISPOSITION OF CONTACTS - BY SEASON BASE: TOTAL CONTACTS FOR EACH SEASON
TABLE 3	Q.1 PARTY SIZE - 16 YEARS OF AGE OR OLDER BASE: PARTY ENTRANTS
TABLE 4	Q.1 PARTY SIZE - 16 YEARS OF AGE OR OLDER BASE: PARTY VISITS
TABLE 5	Q.1 PARTY SIZE - UNDER 16 YEARS OF AGE BASE: PARTY ENTRANTS
TABLE 6	Q.1 PARTY SIZE - UNDER 16 YEARS OF AGE BASE: PARTY VISITS
TABLE 7	Q.1 TOTAL NUMBER OF PEOPLE IN PARTY BASE: PARTY ENTRANTS
TABLE 8	Q.1 TOTAL NUMBER OF PEOPLE IN PARTY BASE: PARTY VISITS
TABLE 9	Q.21 AGE AND SEX OF PARK VISITORS BASE: PARTY VISITS
TABLE 10	Q.5 PLACE OF RESIDENCE BASE: PARTY ENTRANTS
TABLE 11	Q.5 PLACE OF RESIDENCE BASE: PARTY VISITS
TABLE 12	Q.5 PLACE OF RESIDENCE BASE: PERSON VISITORS
TABLE 13	Q.5 PLACE OF RESIDENCE - EXTENDED LOCATION LIST BASE: PARTY VISITS
TABLE 14	Q.6A FURTHEST DESTINATION FROM HOME BASE: PARTY ENTRANTS (EXCLUDING WINTER PASS-THROUGHS --- QUESTION NOT ASKED)
TABLE 15	Q.6A FURTHEST DESTINATION FROM HOME BASE: PARTY VISITS
TABLE 16	Q.6A FURTHEST DESTINATION FROM HOME BASE: PERSON VISITORS

TABLE 17	Q.6A FURTHEST DESTINATION FROM HOME - EXTENDED LOCATION LIST BASE: PARTY VISITS
TABLE 18	Q.6B WHETHER NATIONAL PARKS ARE MAIN DESTINATION OF TRIP BASE: PARTY ENTRANTS
TABLE 19	Q.6B WHETHER NATIONAL PARKS ARE MAIN DESTINATION OF TRIP BASE: PARTY VISITS
TABLE 20	Q.6B WHETHER NATIONAL PARKS ARE MAIN DESTINATION OF TRIP BASE: PERSON VISITORS
TABLE 21	Q.6C MAIN PURPOSE OF ENTIRE TRIP BASE: PARTY ENTRANTS (EXCLUDING WINTER PASS-THROUGHS, CHARTERS ... QUESTION NOT ASKED)
TABLE 22	Q.6C MAIN PURPOSE OF ENTIRE TRIP BASE: PARTY VISITS (EXCLUDING CHARTERS ... QUESTION NOT ASKED)
TABLE 23	Q.6C MAIN PURPOSE OF ENTIRE TRIP BASE: PERSON VISITORS (EXCLUDING CHARTERS ... QUESTION NOT ASKED)
TABLE 24	Q.6C MAIN PURPOSE OF PARKS PORTION OF TRIP BASE: PARTY VISITS
TABLE 25	Q.6C MAIN PURPOSE OF PARKS PORTION OF TRIP BASE: PERSON VISITORS
TABLE 26	Q.7 PARKS ENTERED, VISITED AND PASSED-THROUGH BASE: PARTY ENTRANTS
TABLE 27	Q.7 PARKS ENTERED, VISITED AND PASSED-THROUGH BASE: PARTY VISITS
TABLE 28	Q.7 PARKS ENTERED, VISITED AND PASSED-THROUGH BASE: PERSON VISITORS
TABLE 29	Q.7B USE OF INFORMATION CENTRES, NATURALIST SERVICES, INTERPRETIVE EVENTS, HOT SPRING POOLS IN PARKS ENTERED BASE: PARTY ENTRANTS (EXCLUDING CHARTERS AND NON-ENGLISH ... QUESTION NOT ASKED)
TABLE 30	Q.7B USE OF INFORMATION CENTRES, NATURALIST SERVICES, INTERPRETIVE EVENTS, HOT SPRING POOLS IN PARKS ENTERED BASE: PARTY VISITS (EXCLUDING CHARTERS AND NON-ENGLISH ... QUESTION NOT ASKED)
TABLE 31	Q.7B USE OF INFORMATION CENTRES, NATURALIST SERVICES, INTERPRETIVE EVENTS, HOT SPRING POOLS IN PARKS ENTERED BASE: PERSON VISITORS (EXCLUDING CHARTERS AND NON-ENGLISH ... QUESTION NOT ASKED)
TABLE 32	Q.7 SUMMARY OF PARK ENTRANTS BY CATEGORY BASE: PERSON VISITORS (EXCLUDING CHARTERS AND NON-ENGLISH ... QUESTION NOT ASKED)

TABLE 33	Q.8, 12B LENGTH OF STAY -- ENTIRE TRIP BASE: PARTY ENTRANTS
TABLE 34	Q.8, 12B LENGTH OF STAY -- ENTIRE TRIP BASE: PARTY VISITS
TABLE 35	Q.8, 12B LENGTH OF STAY -- ENTIRE TRIP BASE: PERSON VISITORS
TABLE 36	Q.12C LENGTH OF STAY -- PARKS SYSTEM BASE: PARTY VISITS
TABLE 37	Q.12C LENGTH OF STAY -- PARKS SYSTEM BASE: PERSON VISITORS
TABLE 38	Q.12C NIGHTS SPENT IN PARKS SYSTEM BASE: PARTY NIGHTS
TABLE 39	Q.12C NIGHTS SPENT IN PARKS SYSTEM BASE: PERSON NIGHTS
TABLE 40	Q.13A, C NIGHTS SPENT IN SPECIFIC PARKS' REGIONS BASE: PARTY NIGHTS
TABLE 41	Q.13B ACCOMMODATION USED IN PARKS BASE: TOTAL OVERNIGHT PARTY VISITS
TABLE 42	Q.13B ACCOMMODATION USED IN PARKS BASE: TOTAL OVERNIGHT PERSON VISITORS
TABLE 43-1 to 43-8	Q.13B ACCOMMODATION USED IN PARKS - TOTAL PARKS BASE: PARTY NIGHTS
TABLE 43-9 to 43-16	Q.13B ACCOMMODATION USED IN PARKS - BANFF BASE: PARTY NIGHTS
TABLE 43-17 to 43-24	Q.13B ACCOMMODATION USED IN PARKS - JASPER BASE: PARTY NIGHTS
TABLE 43-25 to 43-32	Q.13B ACCOMMODATION USED IN PARKS - ALBERTA PARKS BASE: PARTY NIGHTS
TABLE 43-33 to 43-36	Q.13B ACCOMMODATION USED IN PARKS - YOHO BASE: PARTY NIGHTS
TABLE 43-37 to 43-40	Q.13B ACCOMMODATION USED IN PARKS - KOOTENAY BASE: PARTY NIGHTS
TABLE 43-41 to 43-44	Q.13B ACCOMMODATION USED IN PARKS - B.C. PARKS BASE: PARTY NIGHTS

TABLE 44-1 to 44-8	Q.13B ACCOMMODATION USED IN PARKS - TOTAL PARKS BASE: PERSON NIGHTS
TABLE 44-9 to 44-16	Q.13B ACCOMMODATION USED IN PARKS - BANFF BASE: PERSON NIGHTS
TABLE 44-17 to 44-24	Q.13B ACCOMMODATION USED IN PARKS - JASPER BASE: PERSON NIGHTS
TABLE 44-25 to 44-32	Q.13B ACCOMMODATION USED IN PARKS - ALBERTA PARKS BASE: PERSON NIGHTS
TABLE 44-33 to 44-36	Q.13B ACCOMMODATION USED IN PARKS - YOHO BASE: PERSON NIGHTS
TABLE 44-37 to 44-40	Q.13B ACCOMMODATION USED IN PARKS - KOOTENAY BASE: PERSON NIGHTS
TABLE 44-41 to 44-44	Q.13B ACCOMMODATION USED IN PARKS - B.C. PARKS BASE: PERSON NIGHTS
SECTION 'B'	
TABLE 45	Q.14/17 INCIDENCE AND TYPE OF PREPAID EXPENDITURE FOR PARKS PORTION OF TRIP BASE: PARTY VISITS
TABLE 46	Q.14/17 INCIDENCE AND TYPE OF PREPAID EXPENDITURE FOR PARKS PORTION OF TRIP BASE: PERSON VISITORS
TABLE 47	Q.14/18A EXPENDITURE IN TOTAL AND BY CATEGORY - TOTAL PARKS BASE: PARTY VISIT EXPENDITURES
TABLE 48	Q.14/18A EXPENDITURE IN TOTAL AND BY CATEGORY - BANFF BASE: PARTY VISIT EXPENDITURES
TABLE 49	Q.14/18A EXPENDITURE IN TOTAL AND BY CATEGORY - JASPER BASE: PARTY VISIT EXPENDITURES
TABLE 50	Q.14/18A EXPENDITURE IN TOTAL AND BY CATEGORY - ALBERTA PARKS BASE: PARTY VISIT EXPENDITURES
TABLE 51	Q.14/18A EXPENDITURE IN TOTAL AND BY CATEGORY - B.C. PARKS BASE: PARTY VISIT EXPENDITURES
TABLE 52	Q.14/18A AVERAGE EXPENDITURES IN TOTAL AND BY CATEGORY - TOTAL PARKS BASE: PARTY VISIT EXPENDITURES
TABLE 53	Q.14/18A AVERAGE EXPENDITURES IN TOTAL AND BY CATEGORY - BANFF BASE: PARTY VISIT EXPENDITURES

TABLE 54	Q.14/18A AVERAGE EXPENDITURES IN TOTAL AND BY CATEGORY - JASPER BASE: PARTY VISIT EXPENDITURES
TABLE 55	Q.14/18A AVERAGE EXPENDITURES IN TOTAL AND BY CATEGORY - ALBERTA PARKS BASE: PARTY VISIT EXPENDITURES
TABLE 56	Q.14/18A AVERAGE EXPENDITURES IN TOTAL AND BY CATEGORY - B.C. PARKS BASE: PARTY VISIT EXPENDITURES
SECTION 'C'	
TABLE 57	Q.14/18A INCIDENCE OF EXPENDITURE IN SPECIFIC CATEGORIES IN TOTAL PARKS BASE: PARTY VISITS
TABLE 58	Q.14/18A INCIDENCE OF EXPENDITURE IN SPECIFIC CATEGORIES IN BANFF AMONG BANFF VISITORS BASE: TOTAL PARTY VISITS TO BANFF
TABLE 59	Q.14/18A INCIDENCE OF EXPENDITURE IN SPECIFIC CATEGORIES IN JASPER AMONG JASPER VISITORS BASE: TOTAL PARTY VISITS TO JASPER
TABLE 60	Q.14/18A INCIDENCE OF EXPENDITURE IN SPECIFIC CATEGORIES IN ALBERTA PARKS AMONG ALBERTA PARKS VISITORS BASE: TOTAL PARTY VISITS TO ALBERTA PARKS
TABLE 61	Q.14/18A INCIDENCE OF EXPENDITURE IN SPECIFIC CATEGORIES IN B.C. PARKS AMONG B.C. PARKS VISITORS BASE: TOTAL PARTY VISITS TO B.C. PARKS
TABLE 62	Q.19A WHAT ATTRACTED OR INFLUENCED THE DECISION TO TRAVEL TO BANFF/ JASPER NATIONAL PARKS BASE: PARTY VISITS -- BANFF OR JASPER
TABLE 63	Q.19A WHAT ATTRACTED OR INFLUENCED THE DECISION TO TRAVEL TO BANFF/ JASPER NATIONAL PARKS BASE: PERSON VISITORS -- BANFF OR JASPER
TABLE 64	Q.19B OVERALL RATING OF TRIP TO BANFF/ JASPER NATIONAL PARKS BASE: PARTY VISITS -- BANFF OR JASPER
TABLE 65	Q.19B OVERALL RATING OF TRIP TO BANFF/ JASPER NATIONAL PARKS BASE: PERSON VISITORS -- BANFF OR JASPER
TABLE 66	Q.19C VOLUNTEERED ATTRACTIONS, FACILITIES OR SERVICES WOULD LIKE TO SEE ESTABLISHED OR IMPROVED IN BANFF OR JASPER BASE: PARTY VISITS -- BANFF OR JASPER
TABLE 67	Q.19C VOLUNTEERED ATTRACTIONS, FACILITIES OR SERVICES WOULD LIKE TO SEE ESTABLISHED OR IMPROVED IN BANFF OR JASPER BASE: PERSON VISITORS -- BANFF OR JASPER
TABLE 68	Q.20A IMPACT OF OLYMPICS ON DECISION TO MAKE TRIP BASE: PARTY VISITS
TABLE 69	Q.20A IMPACT OF OLYMPICS ON DECISION TO MAKE TRIP BASE: PERSON VISITORS

TABLE 70	MODE OF ENTRY INTO PARKS SYSTEM BASE: PARTY ENTRANTS
TABLE 71	MODE OF ENTRY INTO PARKS SYSTEM BASE: PARTY VISITS
TABLE 72	MODE OF ENTRY INTO PARKS SYSTEM BASE: PERSON VISITORS
TABLE 73	Q.22 EDUCATION (TRAVEL/VEHICLE PARTY SPOKESPERSON) BASE: PARTY ENTRANTS (EXCLUDING WINTER METHOD, CHARTER AND NON-ENGLISH -- QUESTION NOT ASKED)
TABLE 74	Q.22 EDUCATION (TRAVEL/VEHICLE PARTY SPOKESPERSON) BASE: PARTY VISITS (EXCLUDING WINTER METHOD, CHARTER AND NON-ENGLISH -- QUESTION NOT ASKED)
TABLE 75	Q.22 EDUCATION (TRAVEL/VEHICLE PARTY SPOKESPERSON) BASE: PERSON VISITORS (EXCLUDING WINTER METHOD, CHARTER AND NON-ENGLISH -- QUESTION NOT ASKED)
TABLE 76	Q.23 OCCUPATION (TRAVEL/VEHICLE PARTY SPOKESPERSON) BASE: PARTY ENTRANTS
TABLE 77	Q.23 OCCUPATION (TRAVEL/VEHICLE PARTY SPOKESPERSON) BASE: PARTY VISITS
TABLE 78	Q.23 OCCUPATION (TRAVEL/VEHICLE PARTY SPOKESPERSON) BASE: PERSON VISITORS
TABLE 79	EQUIPMENT TOWED BASE: VEHICLE PARTY VISITS
TABLE 80	LOCATION OF INTERVIEW BASE: PARTY ENTRANTS
TABLE 81	Q.21 AGE AND SEX OF RESPONDENT/ PARTY COMPOSITION/ SEASON BASE: PARTY ENTRANTS
TABLE 82	Q.21 AGE AND SEX OF RESPONDENT/ PARTY COMPOSITION/ SEASON BASE: PERSON ENTRANTS
TABLE 83	Q.21 AGE AND SEX OF RESPONDENT/ PARTY COMPOSITION/ SEASON BASE: PARTY VISITS
TABLE 84	Q.21 AGE AND SEX OF RESPONDENT/ PARTY COMPOSITION/ SEASON BASE: PERSON VISITORS

TABLE 85	Q. 21 AGE AND SEX OF RESPONDENT/ PARTY COMPOSITION/ SEASON BASE: PARTY NIGHTS
TABLE 86	Q. 21 AGE AND SEX OF RESPONDENT/ PARTY COMPOSITION/ SEASON BASE: PERSON NIGHTS
TABLE 87	Q. 7A/E ENTRANTS/VISITORS TO SPECIFIC PARKS BASE: PARTY ENTRANTS
TABLE 88	Q. 7A/E ENTRANTS/VISITORS TO SPECIFIC PARKS BASE: PERSON ENTRANTS
TABLE 89	Q. 9 POINT OF ENTRY INTO PARKS SYSTEM BASE: PARTY PASS-THROUGHS (ROADSIDE ONLY)
TABLE 90	Q. 9 POINT OF ENTRY INTO PARKS SYSTEM BASE: PERSON PASS-THROUGHS (ROADSIDE ONLY)
TABLE 91	Q. 10 MONTH OF PARK ENTRY BASE: PARTY PASS-THROUGHS (ROADSIDE ONLY)
TABLE 92	Q. 10 MONTH OF PARK ENTRY BASE: PERSON PASS-THROUGHS (ROADSIDE ONLY)
TABLE 93	Q. 11 TIME OF PARK ENTRY BASE: PARTY PASS-THROUGHS (ROADSIDE ONLY)
TABLE 94	Q. 11 TIME OF PARK ENTRY BASE: PERSON PASS-THROUGHS (ROADSIDE ONLY)
SECTION 'D'	
TABLE 95	Q. 14/18A AVERAGE EXPENDITURES IN TOTAL AND BY CATEGORY - TOTAL PARKS BASE: PARTY VISIT EXPENDITURES AMONG OVERNIGHTERS
TABLE 96	Q. 14/18A AVERAGE EXPENDITURES IN TOTAL AND BY CATEGORY - BANFF BASE: PARTY VISIT EXPENDITURES AMONG OVERNIGHTERS
TABLE 97	Q. 14/18A AVERAGE EXPENDITURES IN TOTAL AND BY CATEGORY - JASPER BASE: PARTY VISIT EXPENDITURES AMONG OVERNIGHTERS
TABLE 98	Q. 14/18A AVERAGE EXPENDITURES IN TOTAL AND BY CATEGORY - ALBERTA PARKS BASE: PARTY VISIT EXPENDITURES AMONG OVERNIGHTERS

TABLE 99	Q. 14/18A AVERAGE EXPENDITURES IN TOTAL AND BY CATEGORY - B.C. PARKS BASE: PARTY VISIT EXPENDITURES AMONG OVERNIGHTERS
TABLE 100	Q. 14/18A AVERAGE EXPENDITURES IN TOTAL AND BY CATEGORY - TOTAL PARKS BASE: PARTY VISIT EXPENDITURES AMONG SAME-DAY VISITORS
TABLE 101	Q. 14/18A AVERAGE EXPENDITURES IN TOTAL AND BY CATEGORY - BANFF BASE: PARTY VISIT EXPENDITURES AMONG SAME-DAY VISITORS
TABLE 102	Q. 14/18A AVERAGE EXPENDITURES IN TOTAL AND BY CATEGORY - JASPER BASE: PARTY VISIT EXPENDITURES AMONG SAME-DAY VISITORS
TABLE 103	Q. 14/18A AVERAGE EXPENDITURES IN TOTAL AND BY CATEGORY - ALBERTA PARKS BASE: PARTY VISIT EXPENDITURES AMONG SAME-DAY VISITORS
TABLE 104	Q. 14/18A AVERAGE EXPENDITURES IN TOTAL AND BY CATEGORY - B.C. PARKS BASE: PARTY VISIT EXPENDITURES AMONG SAME-DAY VISITORS
APPENDED	TABLE OF TOLERANCES AND COEFFICIENTS OF VARIATION FOR KEY STATISTICS

DISPOSITION OF CONTACTS
 BASE: TOTAL CONTACTS
 BY LOCATION OF INTERVIEW

	=====ROADSIDE=====										=====SCHEDULED BUS=====						=====SCHEDULED TRAIN=====										
	HWY 16		HWY 11		HWY 93		HWY 1		HWY 1		LAKE LOUISE		JASPER		LAKE LOUISE		JASPER		LAKE LOUISE		JASPER		CHARTER				
	TOTAL	EAST	WEST	EAST	WEST	EAST	WEST	EAST	WEST	EAST	WEST	BANFF	LOUISE	JASPER	BANFF	LOUISE	JASPER	BANFF	LOUISE	JASPER	BANFF	LOUISE	JASPER	BANFF	LOUISE	JASPER	CHARTER
TOTAL CONTACTS (ACTUAL)	6876	917	1125	257	1025	799	1917	116	116	20	89	155	36	87	333	333	87	155	36	87	155	36	87	155	36	87	333
	100.0	87.8	13.3	3.7	14.9	11.6	27.9	1.7	1.7	.3	1.3	2.3	.5	1.3	1.3	1.3	1.3	2.3	.5	1.3	2.3	.5	1.3	2.3	1.3	1.3	4.8
REFUSED BEFORE SCREENING COMPLETED	397	47	22	7	72	39	173	9	9	3	2	18	9	2	3	2	3	2	3	2	3	2	3	2	3	2	3
	5.8	6.0	5.1	2.0	7.0	4.9	9.0	7.8	7.8	15.0	2.2	11.6	5.6	3.4	3.4	3.4	3.4	2.2	11.6	5.6	3.4	3.4	3.4	3.4	3.4	3.4	3.4
	100.0	90.7	11.8	1.8	18.1	9.8	43.6	2.3	2.3	.8	.5	4.5	.5	.8	.8	.8	.8	.5	4.5	.5	.5	.5	.5	.5	.5	.5	.8
DISQUALIFIED VEHICLE/ PARTY	1056	124	131	28	99	112	495	26	26	6	9	16	5	5	5	5	5	9	16	5	16	5	5	5	5	5	5
	15.4	13.5	11.6	10.9	9.7	14.0	25.8	22.4	22.4	30.0	10.1	10.3	13.9	5.7	5.7	5.7	5.7	10.1	10.3	13.9	5.7	5.7	5.7	5.7	5.7	5.7	5.7
	100.0	93.7	11.7	2.7	9.4	10.6	46.9	2.5	2.5	.6	.9	1.5	.5	.5	.5	.5	.5	.9	1.5	.5	.5	.5	.5	.5	.5	.5	.5
RESPONDENT RETURNING TO PARK	1674	149	352	45	399	399	267	12	12	1	23	9	3	15	15	15	15	23	9	3	9	3	15	15	15	15	15
	24.3	16.2	31.3	17.5	38.9	49.9	13.9	10.3	10.3	5.0	25.8	5.8	8.3	17.2	17.2	17.2	17.2	25.8	5.8	8.3	5.8	8.3	17.2	17.2	17.2	17.2	17.2
	100.0	96.2	8.9	2.7	23.8	23.8	15.9	.7	.7	.1	1.4	.5	.2	.9	.9	.9	.9	1.4	.5	.2	.5	.2	.9	.9	.9	.9	.9
QUALIFIED BUT REFUSED	86	8	13	5	23	6	23	2	2	-	1	2	1	2	2	2	2	1	2	1	2	1	2	1	2	2	2
	1.3	1.3	.9	1.9	2.2	.8	1.2	1.7	1.7	-	1.1	1.3	2.8	2.3	2.3	2.3	2.3	1.1	1.3	2.8	1.3	2.8	2.3	2.3	2.3	2.3	2.3
	100.0	90.7	9.3	5.8	26.7	7.0	26.7	2.3	2.3	-	1.2	2.3	1.2	2.3	2.3	2.3	2.3	1.2	2.3	1.2	2.3	1.2	2.3	2.3	2.3	2.3	2.3
TOTAL COMPLETIONS (INCLUDING WINTER "SCREENER ONLY'S")	3663	589	607	173	432	243	958	67	67	10	54	110	25	62	333	333	62	54	110	25	62	333	333	62	333	333	333
	53.3	49.7	64.2	67.3	42.1	30.4	50.0	57.8	57.8	50.0	60.7	71.0	69.4	71.3	100.0	100.0	71.3	60.7	71.0	69.4	66.7	66.7	100.0	66.7	100.0	100.0	100.0
	100.0	82.0	16.1	4.7	11.8	6.6	26.2	1.8	1.8	.3	1.5	3.0	.7	1.7	9.1	9.1	1.7	1.5	3.0	.7	1.7	9.1	9.1	1.7	9.1	9.1	9.1
TOTAL VISITORS	2783	489	413	138	205	165	722	65	65	10	51	109	25	58	333	333	58	51	109	25	58	333	333	58	333	333	333
	40.5	35.3	53.3	53.7	20.0	20.7	37.7	56.0	56.0	50.0	57.3	70.3	69.4	66.7	100.0	100.0	66.7	57.3	70.3	69.4	66.7	66.7	100.0	66.7	100.0	100.0	100.0
	100.0	76.6	17.6	5.0	7.4	5.9	25.9	2.3	2.3	.4	1.8	3.9	.9	2.1	12.0	12.0	2.1	1.8	3.9	.9	2.1	12.0	12.0	2.1	12.0	12.0	12.0
TOTAL PASS-THROUGHS	880	100	194	35	227	78	236	2	2	-	3	4	-	4	-	-	4	3	4	-	-	4	-	-	4	-	-
	12.8	14.4	10.9	13.6	22.1	9.8	12.3	1.7	1.7	-	3.4	.6	-	4.6	-	-	4.6	3.4	.6	-	-	4.6	-	-	4.6	-	-
	100.0	98.9	11.4	4.0	25.8	8.9	26.8	.2	.2	-	.3	.1	-	.5	-	-	.5	.3	.1	-	-	.5	-	-	.5	-	-
TOTAL COMPLETIONS (EXCLUDING WINTER "SCREENER ONLY'S")	3231	454	519	141	421	222	813	67	67	10	54	110	25	62	333	333	62	54	110	25	62	333	333	62	333	333	333
	47.0	49.5	46.1	54.9	41.1	27.8	42.4	57.8	57.8	50.0	60.7	71.0	69.4	71.3	100.0	100.0	71.3	60.7	71.0	69.4	66.7	66.7	100.0	66.7	100.0	100.0	100.0
	100.0	79.5	14.1	4.4	13.0	6.9	25.2	2.1	2.1	.3	1.7	3.4	.8	1.9	10.3	10.3	1.9	1.7	3.4	.8	1.9	10.3	10.3	1.9	10.3	10.3	10.3
TOTAL VISITORS	2351	354	325	106	194	144	577	65	65	10	51	109	25	58	333	333	58	51	109	25	58	333	333	58	333	333	333
	34.2	38.6	28.9	41.2	18.9	18.0	30.1	56.0	56.0	50.0	57.3	70.3	69.4	66.7	100.0	100.0	66.7	57.3	70.3	69.4	66.7	66.7	100.0	66.7	100.0	100.0	100.0
	100.0	72.3	15.1	4.5	8.3	6.1	24.5	2.8	2.8	.4	2.2	4.6	1.1	2.5	14.2	14.2	2.5	2.2	4.6	1.1	2.5	14.2	14.2	2.5	14.2	14.2	14.2
TOTAL PASS-THROUGHS	880	100	194	35	227	78	236	2	2	-	3	4	-	4	-	-	4	3	4	-	-	4	-	-	4	-	-
	12.8	14.4	10.9	13.6	22.1	9.8	12.3	1.7	1.7	-	3.4	.6	-	4.6	-	-	4.6	3.4	.6	-	-	4.6	-	-	4.6	-	-
	100.0	98.9	11.4	4.0	25.8	8.9	26.8	.2	.2	-	.3	.1	-	.5	-	-	.5	.3	.1	-	-	.5	-	-	.5	-	-

DISPOSITION OF CONTACTS
 BASE: TOTAL CONTACTS
 BY SEASON

	=====SEASON=====				
	TOTAL	SUMMER	FALL	WINTER	SPRING
TOTAL CONTACTS (ACTUAL)	6876	2784	959	2022	1111
	100.0	40.5	13.9	29.4	16.2
REFUSED BEFORE SCREENING COMPLETED	397	149	45	99	104
	5.8	5.4	4.7	4.9	9.4
	100.0	37.5	11.3	24.9	26.2
DISQUALIFIED VEHICLE/PARTY	1056	300	167	375	214
	15.4	10.8	17.4	18.5	19.3
	100.0	28.4	15.8	35.5	20.3
RESPONDENT RETURNING TO PARK	1674	792	204	449	229
	24.3	28.4	21.3	22.2	20.6
	100.0	47.3	12.2	26.8	13.7
QUALIFIED BUT REFUSED	86	39	20	12	15
	1.3	1.4	2.1	.6	1.4
	100.0	45.3	23.3	14.0	17.4
TOTAL COMPLETIONS (INCLUDING WINTER "SCREENER ONLY'S")	3663	1504	523	1087	549
	53.3	54.0	54.5	53.8	49.4
	100.0	41.1	14.3	29.7	15.0
TOTAL VISITORS	2783	1189	378	822	394
	40.5	42.7	39.4	40.7	35.5
	100.0	42.7	13.6	29.5	14.2
TOTAL PASS-THROUGHS	880	315	145	265	155
	12.8	11.3	15.1	13.1	14.0
	100.0	35.8	16.5	30.1	17.6
TOTAL COMPLETIONS (EXCLUDING WINTER "SCREENER ONLY'S")	3231	1504	523	655	549
	47.0	54.0	54.5	32.4	49.4
	100.0	46.5	16.2	20.3	17.0
TOTAL VISITORS	2351	1189	378	390	394
	34.2	42.7	39.4	19.3	35.5
	100.0	50.6	16.1	16.6	16.8
TOTAL PASS-THROUGHS	880	315	145	265	155
	12.8	11.3	15.1	13.1	14.0
	100.0	35.8	16.5	30.1	17.6

DISPOSITION OF CONTACTS - FALL
 BASE: TOTAL FALL CONTACTS
 BY LOCATION OF INTERVIEW

	ROADSIDE				SCHEDULED BUS				SCHEDULED TRAIN						
	TOTAL	HWY 16 EAST	HWY 16 WEST	HWY 11	HWY 1 EAST	HWY 1 WEST	HWY 93 WEST	HWY 1 WEST	BANFF	LOUISE	JASPER	BANFF	LOUISE	JASPER	LAKE LOUISE
TOTAL CONTACTS (ACTUAL)	959	144	124	39	154	70	266	10	7	10	34	7	13	81	
	100.0	83.1	15.0	4.1	16.1	7.3	27.7	1.0	.7	1.0	3.5	.7	1.4	8.4	
REFUSED BEFORE SCREENING COMPLETED	45	37	6	-	7	3	15	-	2	-	6	-	-	-	
	4.7	4.6	4.2	-	4.5	4.3	5.6	-	28.6	-	17.6	-	-	-	
	100.0	82.2	13.3	-	15.6	6.7	33.3	-	4.4	-	13.3	-	-	-	
DISQUALIFIED VEHICLE/PARTY	167	154	17	7	18	7	77	4	2	1	4	2	-	-	
	17.4	19.3	13.7	17.9	11.7	10.0	28.9	40.0	28.6	10.0	11.8	28.6	-	-	
	100.0	92.2	10.2	4.2	10.8	4.2	46.1	2.4	1.2	.6	2.4	1.2	-	-	
RESPONDENT RETURNING TO PARK	204	196	45	6	44	37	35	-	-	5	-	1	2	-	
	21.3	24.6	31.3	15.4	28.6	52.9	13.2	-	-	50.0	-	14.3	15.4	-	
	100.0	96.1	22.1	2.9	21.6	18.1	17.2	-	-	2.5	-	.5	1.0	-	
QUALIFIED BUT REFUSED	20	18	3	2	5	-	5	-	-	-	1	1	-	-	
	2.1	2.3	2.1	5.1	3.2	-	1.9	-	-	-	2.9	14.3	-	-	
	100.0	90.0	15.0	10.0	25.0	-	25.0	-	-	-	5.0	5.0	-	-	
TOTAL COMPLETIONS	523	392	62	25	80	23	133	6	3	4	23	3	11	81	
	54.5	49.2	43.1	64.1	51.9	32.9	50.0	60.0	42.9	40.0	67.6	42.9	84.6	100.0	
	100.0	75.0	11.9	4.8	15.3	4.4	25.4	1.1	.6	.8	4.4	.6	2.1	15.5	
TOTAL VISITORS	378	248	42	16	38	16	91	6	3	3	23	3	11	81	
	39.4	31.1	29.2	41.0	24.7	22.9	34.2	60.0	42.9	30.0	67.6	42.9	84.6	100.0	
	100.0	65.6	11.1	4.2	10.1	4.2	24.1	1.6	.8	.8	6.1	.8	2.9	21.4	
TOTAL PASS-THROUGHS	145	144	20	9	42	7	42	-	-	1	-	-	-	-	
	15.1	18.1	13.9	23.1	27.3	10.0	15.8	-	-	10.0	-	-	-	-	
	100.0	99.3	13.8	6.2	29.0	4.8	29.0	-	.7	.7	-	-	-	-	

Q.1 PARTY SIZE - 16 YEARS OF AGE OR OLDER
 BASE: PARTY ENTRANTS
 BY ENTRANTS/VISITORS TO SPECIFIC PARKS

	TOTAL ENTRANTS				ALBERTA PARKS				B.C. PARKS				TOTAL VISITORS			
	TOTAL	ANY	BANFF	JASPER	ANY	YOHO	KOOTENAY	TOTAL	ANY	BANFF	JASPER	ANY	YOHO	KOOTENAY	ANY	YOHO
TOTAL PARTY ENTRANTS (ACTUAL)	3231	3188	2486	1710	1476	1088	582	2351	2270	1758	1325	538	343	273	343	273
	100.0	98.7	76.9	52.9	45.7	33.7	18.0	100.0	96.6	73.9	56.4	22.9	14.6	11.6	14.6	11.6
TOTAL PARTY ENTRANTS (WEIGHTED)	2240976	2206812	1893532	772121	1024421	691800	453053	1625480	1552155	1284447	604130	305865	175738	174205	175738	174205
	100.0	98.5	84.5	34.5	45.7	30.9	20.2	100.0	95.5	79.0	37.2	18.8	10.8	10.7	10.8	10.7
NONE	-	-	-	-	-	-	-	-	-	-	-	-	-	-	-	-
ONE	407694	397998	346721	109147	172658	118557	66957	267212	256090	225623	71312	39971	21603	24793	21603	24793
	18.2	18.0	18.3	14.1	16.9	17.1	14.8	16.4	16.5	17.6	11.8	13.1	12.3	14.2	12.3	14.2
	100.0	97.6	85.0	26.8	42.3	29.1	16.4	100.0	95.8	84.4	26.7	15.0	8.1	9.3	8.1	9.3
TWO	1447106	1425498	1219554	518731	681580	463051	311463	1061921	1009450	827889	410115	218179	127054	122510	127054	122510
	64.6	64.6	64.4	67.2	66.5	66.9	68.7	65.3	65.0	64.5	67.9	71.3	72.3	70.3	72.3	70.3
	100.0	98.5	84.3	35.8	47.1	32.0	21.5	100.0	95.1	78.0	38.6	20.5	12.0	11.5	12.0	11.5
THREE	210153	207294	174864	69241	99097	60645	47543	147664	143787	114726	54688	24692	13601	15846	13601	15846
	9.4	9.4	9.2	9.0	9.7	8.8	10.5	9.1	9.3	8.9	9.1	8.1	7.7	9.1	7.7	9.1
	100.0	98.6	83.2	32.9	47.2	28.9	22.6	100.0	97.4	77.7	37.0	16.7	9.2	10.7	9.2	10.7
FOUR	147017	147017	128836	61999	63161	44537	22154	124317	119735	97376	57897	18022	12007	6706	12007	6706
	6.6	6.7	6.8	8.0	6.2	6.4	4.9	7.6	7.7	7.6	9.6	5.9	6.8	3.8	6.8	3.8
	100.0	100.0	87.6	42.2	43.0	30.3	15.1	100.0	96.3	78.3	46.6	14.5	9.7	5.4	9.7	5.4
FIVE	17984	17984	15904	6385	5188	3590	3359	14423	14423	14211	3744	3147	936	2772	936	2772
	.8	.8	.8	.8	.5	.5	.7	.9	.9	1.1	.6	1.0	.5	1.6	.5	1.6
	100.0	100.0	88.4	35.5	28.8	20.0	18.7	100.0	100.0	98.5	26.0	21.8	6.5	19.2	6.5	19.2
SIX	4362	4362	4011	1552	1705	432	1273	4207	2934	1657	1552	1549	276	1273	276	1273
	.2	.2	.2	.2	.2	.1	.3	.3	.2	.1	.3	.5	.2	.7	.2	.7
	100.0	100.0	91.9	35.6	39.1	9.9	29.2	100.0	69.7	39.4	36.9	36.8	6.6	30.3	6.6	30.3
SEVEN	3946	3946	1750	3066	558	558	-	3193	3193	1241	2821	-	-	-	-	-
	.2	.2	.1	.4	.1	.1	-	.2	.2	.1	.5	-	-	-	-	-
	100.0	100.0	44.3	77.7	14.2	14.2	-	100.0	100.0	38.9	88.4	-	-	-	-	-
EIGHT	1753	1753	1306	1584	431	431	262	1584	1584	1137	1584	262	262	262	262	262
	.1	.1	.1	.2	*	.1	.1	.1	.1	.1	.3	.1	.1	.2	.1	.2
	100.0	100.0	74.5	90.3	24.6	24.6	14.9	100.0	100.0	71.8	100.0	16.5	16.5	16.5	16.5	16.5
NINE	97	97	97	-	-	-	-	97	97	97	-	-	-	-	-	-
	*	*	*	-	-	-	-	*	*	*	-	-	-	-	-	-
	100.0	100.0	100.0	-	-	-	-	100.0	100.0	100.0	-	-	-	-	-	-

Continued

Q.1 PARTY SIZE - 16 YEARS OF AGE OR OLDER
 BASE: PARTY ENTRANTS
 BY ENTRANTS/VISITORS TO SPECIFIC PARKS

	=====TOTAL ENTRANTS=====				=====B. C. PARKS=====				=====TOTAL VISITORS=====					
	=====ALBERTA PARKS=====		=====B. C. PARKS=====		=====ALBERTA PARKS=====		=====B. C. PARKS=====		=====ALBERTA PARKS=====		=====B. C. PARKS=====			
	ANY	BANFF	JASPER	TOTAL	ANY	YOHO	KOOTENAY	TOTAL	ANY	BANFF	JASPER	ANY	YOHO	KOOTENAY
TEN OR MORE	863	489	416	863	42	-	42	863	863	489	416	42	-	42
	*	*	*	*	*	*	*	*	*	*	*	*	*	*
	100.0	56.7	48.2	100.0	4.9		4.9	100.0	100.0	56.7	48.2	4.9		4.9
AVERAGE	2.09	2.09	2.18	2.14	2.08	2.07	2.09	2.14	2.14	2.12	2.24	2.13	2.12	2.11

0.1 PARTY SIZE - 16 YEARS OF AGE OR OLDER
 BASE: PARTY ENTRANTS
 BY PASS-THROUGHS TO SPECIFIC PARKS

	TOTAL			ALBERTA PARKS			TOTAL PASS-THROUGHS			B. C. PARKS		
	ANY	BANFF	JASPER	ANY	BANFF	JASPER	ANY	BANFF	JASPER	ANY	YOHO	KOOTENAY
TOTAL PARTY ENTRANTS (ACTUAL)	880	857	578	343	541	407	165	407	165	46.3	18.8	
	100.0	97.4	65.7	39.0	61.5	46.6	18.8	46.6	18.8			
TOTAL PARTY ENTRANTS (WEIGHTED)	615496	594806	487344	143796	450833	323839	152684	323839	152684	52.6	24.8	
	100.0	96.6	79.2	23.4	73.2	52.6	24.8	52.6	24.8			
NONE	-	-	-	-	-	-	-	-	-	-	-	-
ONE	140482	136384	109272	33298	97719	65499	34005	97719	65499	20.2	22.3	
	22.8	22.9	22.4	23.2	21.7	20.2	22.3	21.7	20.2	46.6	24.2	
	100.0	97.1	77.8	23.7	69.6	46.6	24.2	69.6	46.6			
TWO	385185	369557	304510	91888	287855	214226	96329	287855	214226	63.1	25.0	
	62.6	62.1	62.5	63.9	63.8	66.2	63.1	63.8	66.2	55.6	25.0	
	100.0	95.9	79.1	23.9	74.7	55.6	25.0	74.7	55.6			
THREE	62489	61525	51640	12750	45606	29196	16624	45606	29196	9.0	10.9	
	10.2	10.3	10.6	8.9	10.1	9.0	10.9	10.1	9.0	46.7	26.6	
	100.0	98.5	82.6	20.4	73.0	46.7	26.6	73.0	46.7			
FOUR	22701	22701	19607	3536	17338	12603	5726	17338	12603	3.8	25.2	
	3.7	3.8	4.0	2.5	3.8	3.9	3.8	3.8	3.9	55.5	25.2	
	100.0	100.0	86.4	15.6	76.4	55.5	25.2	76.4	55.5			
FIVE	3561	3561	1481	2080	1481	1481	-	1481	1481	0.5	41.6	
	0.6	0.6	0.3	1.4	0.3	0.5	-	0.3	0.5	41.6		
	100.0	100.0	41.6	58.4	41.6	41.6	-	41.6	41.6			
SIX	156	156	156	-	156	156	-	156	156	0.2	67.6	
	0.2	0.2	0.2	-	0.2	0.2	-	0.2	0.2	67.6		
	100.0	100.0	100.0	100.0	100.0	100.0	100.0	100.0	100.0			
SEVEN	754	754	509	244	509	509	-	509	509	0.2	67.6	
	1.2	1.2	0.9	0.7	0.7	0.7	-	0.7	0.7	67.6		
	100.0	100.0	67.6	32.4	67.6	67.6	-	67.6	67.6			
EIGHT	169	169	169	-	169	169	-	169	169	0.2	100.0	
	0.2	0.2	0.2	-	0.2	0.2	-	0.2	0.2	100.0		
	100.0	100.0	100.0	100.0	100.0	100.0	100.0	100.0	100.0			
NINE	-	-	-	-	-	-	-	-	-	-	-	-

Q.1 PARTY SIZE - 16 YEARS OF AGE OR OLDER
BASE: PARTY ENTRANTS
BY PASS-THROUGHS TO SPECIFIC PARKS

```

=====TOTAL PASS-THROUGHS=====
=====ALBERTA PARKS=====
TOTAL  ANY  BANFF  JASPER  ANY  Yoho  KOOTENAY
.....

```

TEN OR MORE

	-	-	-	-	-	-
AVERAGE	1.97	1.98	1.98	1.96	1.98	1.96

Q.1 PARTY SIZE - 16 YEARS OF AGE OR OLDER
 BASE: PARTY VISITS
 BY SPECIFIC PARKS, MAIN PURPOSE OF PARKS VISIT

=====ALBERTA PARKS===== B.C. PARKS===== MAIN PURPOSE OF PARKS VISIT=====
 VACATION, RECREAT'L

	TOTAL	ANY	BANFF	JASPER	ANY	YOHO	KOOTENAY	BUSINESS	PERSONAL	VAC. HOME	RECREAT'L DAY-USE
TOTAL PARTY VISITS (ACTUAL)	2351	2270	1738	1325	538	343	273	116	224	1624	259
	100.0	96.6	73.9	56.4	22.9	14.6	11.6	4.9	9.5	69.1	11.0
TOTAL PARTY VISITS (WEIGHTED)	1625480	1552155	1284447	604130	305865	175738	174205	99652	166341	964411	272370
	100.0	95.5	79.0	37.2	18.8	10.8	10.7	6.1	10.2	59.3	16.8
NONE	-	-	-	-	-	-	-	-	-	-	-
ONE	267212	256090	225623	71312	39971	21603	24793	22200	38307	137289	54682
	16.4	16.5	17.6	11.8	13.1	12.3	14.2	22.3	23.0	14.2	20.1
	100.0	95.8	84.4	26.7	15.0	8.1	9.3	8.3	14.3	51.4	20.5
TWO	1061921	1009450	827889	410115	218179	127054	122510	52922	84893	657422	170373
	65.3	65.0	64.5	67.9	71.3	72.3	70.3	53.1	51.0	68.2	62.6
	100.0	95.1	78.0	38.6	20.5	12.0	11.5	5.0	8.0	61.9	16.0
THREE	147664	143787	114726	54688	24692	13601	15846	7735	12249	90553	34177
	9.1	9.3	8.9	9.1	8.1	7.7	9.1	7.8	7.4	9.4	12.5
	100.0	97.4	77.7	37.0	16.7	9.2	10.7	5.2	8.3	61.3	23.1
FOUR	124317	119735	97376	57897	18022	12007	6706	14623	28720	64212	7927
	7.6	7.7	7.6	9.6	5.9	6.8	3.8	14.7	17.3	6.7	2.9
	100.0	96.3	78.3	46.6	14.5	9.7	5.4	11.8	23.1	51.7	6.4
FIVE	14423	14423	14211	3744	3147	936	2772	-	1860	8777	3288
	.9	.9	1.1	.6	1.0	.5	1.6	-	1.1	.9	1.2
	100.0	100.0	98.5	26.0	21.8	6.5	19.2	-	12.9	60.9	22.8
SIX	4207	2934	1657	1552	1549	276	1273	1626	312	2474	419
	.3	.2	.1	.3	.5	.2	.7	1.6	.2	.3	.2
	100.0	69.7	39.4	36.9	36.8	6.6	30.3	38.6	7.4	58.8	10.0
SEVEN	3193	3193	1241	2821	-	-	-	547	-	1140	1505
	.2	.2	.1	.5	-	-	-	.5	-	.1	.6
	100.0	100.0	38.9	88.4	-	-	-	17.1	-	35.7	47.1
EIGHT	1584	1584	1137	1584	262	262	262	-	-	1584	-
	.1	.1	.1	.3	.1	.1	.2	-	-	.2	-
	100.0	100.0	71.8	100.0	16.5	16.5	16.5	-	-	100.0	-
NINE	97	97	97	-	-	-	-	-	-	97	-
	*	*	*	-	-	-	-	-	-	*	-
	100.0	100.0	100.0	-	-	-	-	-	-	100.0	-

Q.1 PARTY SIZE - 16 YEARS OF AGE OR OLDER
 BASE: PARTY VISITS
 BY SPECIFIC PARKS, MAIN PURPOSE OF PARKS VISIT

TOTAL	=====ALBERTA PARKS=====				=====B.C. PARKS=====				=====MAIN PURPOSE OF PARKS VISIT=====			
	ANY	BANFF	JASPER	ANY	YOHO	KOOTENAY	BUSINESS	PERSONAL	VACATION,	RECREAT'L	HOME	DAY-USE
863	863	489	416	42	-	42	-	-	-	863	-	-
.1	.1	*	.1	*		*				.1		
100.0	100.0	56.7	48.2	4.9		4.9				100.0		
2.14	2.14	2.12	2.24	2.13	2.12	2.11	2.24	2.23	2.15	2.05		

TEN OR MORE

AVERAGE

Q.1 PARTY SIZE - 16 YEARS OF AGE OR OLDER
 BASE: PARTY VISITS
 BY PLACE OF RESIDENCE, MODE OF ENTRY

	=====PLACE OF RESIDENCE=====				=====OTHER COUNTRY=====				=====MODE OF ENTRY=====			
	TOTAL CANADA	ALBERTA	B.C.	OTHER CANADA	U.S.A.	TOTAL OTHER	JAPAN	WEST GERMANY	ANY PRIVATE VEHICLE	R.V. BUS, TRAIN	SCHEDULED	CHARTER
TOTAL PARTY VISITS (ACTUAL)	2351	1532	932	346	254	302	140	26	1700	74	318	333
	100.0	65.2	39.6	14.7	10.8	12.8	6.0	1.1	72.3	3.1	13.5	14.2
TOTAL PARTY VISITS (WEIGHTED)	1625480	1290604	959154	165436	166014	100987	30341	21407	1471245	46773	66496	87739
	100.0	79.4	59.0	10.2	10.2	6.2	1.9	1.3	90.5	2.9	4.1	5.4
NONE	-	-	-	-	-	-	-	-	-	-	-	-
ONE	267212	210927	154645	31048	25234	26752	16637	255	212128	590	32145	22939
	16.4	16.3	16.1	18.8	15.2	26.5	54.8	1.2	14.4	1.3	48.3	26.1
	100.0	78.9	57.9	11.6	9.4	10.0	6.2	.1	79.4	.2	12.0	8.6
TWO	1061921	840180	645419	107551	87210	60493	12109	19686	980019	35430	29611	52291
	65.3	65.1	67.3	65.0	52.5	59.9	39.9	92.0	66.6	75.7	44.5	59.6
	100.0	79.1	60.8	10.1	8.2	5.7	1.1	1.9	92.3	3.3	2.8	4.9
THREE	147664	126101	88455	16199	21447	4088	487	131	140749	3910	2397	4518
	9.1	9.8	9.2	9.8	12.9	4.0	1.6	.6	9.6	8.4	3.6	5.1
	100.0	85.4	59.9	11.0	14.5	2.8	.3	.1	95.3	2.6	1.6	3.1
FOUR	124317	92843	56119	7559	29165	7365	153	-	118142	4234	1655	4520
	7.6	7.2	5.9	4.6	17.6	7.3	.5	-	8.0	9.1	2.5	5.2
	100.0	74.7	45.1	6.1	23.5	5.9	.1	-	95.0	3.4	1.3	3.6
FIVE	14423	12274	7861	2220	2192	1783	447	1336	13610	1336	105	709
	.9	1.0	.8	1.3	1.3	1.8	1.5	6.2	.9	2.9	.2	.8
	100.0	85.1	54.5	15.4	15.2	12.4	3.1	9.3	94.4	9.3	.7	4.9
SIX	4207	3931	3268	312	352	-	-	-	3931	1273	14	262
	.3	.3	.3	.2	.2	.1	.1	.1	.3	2.7	*	.3
	100.0	93.4	77.7	7.4	8.4	-	-	-	93.4	30.3	.3	6.2
SEVEN	3193	2871	1952	547	371	60	60	-	2052	-	431	709
	.2	.2	.2	.3	.2	.1	.2	-	.1	.6	.6	.8
	100.0	89.9	61.1	17.1	11.6	1.9	1.9	-	64.3	13.5	13.5	22.2
EIGHT	1584	1060	1060	-	-	-	-	-	613	-	-	971
	.1	.1	.1	-	-	-	-	-	*	-	-	1.1
	100.0	66.9	66.9	-	-	-	-	-	38.7	-	-	61.3

Continued

0.1 PARTY SIZE - 16 YEARS OF AGE OR OLDER
 BASE: PARTY VISITS
 BY PLACE OF RESIDENCE, MODE OF ENTRY

	=====PLACE OF RESIDENCE=====				=====OTHER COUNTRY=====				=====MODE OF ENTRY=====			
	TOTAL CANADA	ALBERTA	B.C.	OTHER CANADA	U.S.A.	TOTAL OTHER	JAPAN	WEST GERMANY	ANY PRIVATE VEHICLE	R.V. BUS, TRAIN	SCHEDULED	CHARTER
NINE	97	-	-	-	97	-	-	-	-	-	97	-
	*				*						-	
	100.0				100.0						100.0	
TEN OR MORE	863	416	374	42	-	447	447	-	-	-	42	821
	-1	*	*	*		.4	1.5				.1	.9
	100.0	48.2	43.3	4.9		51.8	51.8				4.9	95.1
AVERAGE	2.14	2.14	2.11	2.39	2.18	2.01	1.65	2.18	2.16	2.45	1.66	2.11

0.1 PARTY SIZE - 16 YEARS OF AGE OR OLDER

BASE: PARTY VISITS
 BY PARKS AS MAIN DESTINATION OF ENTIRE TRIP, LENGTH OF STAY, ACCOMMODATION TYPE(S) USED, SEASON

	PARKS MAIN		=====ACCOMMODATION TYPE=====										=====SEASON=====			
	TOTAL	YES	NO	SAME-DAY OVERNIGHT	ANY ROOFED	HOTEL, LODGE	ANY TRAILER, CAMPING	ANY OTHER ROOFED	OWN VACATION HOME, VFR	SUMMER	FALL	WINTER	SPRING			
TOTAL PARTY VISITS (ACTUAL)	2351	1325	1016	770	1581	1093	1177	380	65	1189	378	390	394			
	100.0	56.4	43.2	32.8	67.2	46.5	50.1	16.2	2.8	50.6	16.1	16.6	16.8			
TOTAL PARTY VISITS (WEIGHTED)	1625480	1019367	603627	690711	934769	634404	62306	210624	57608	611990	180120	593158	240212			
	100.0	62.7	37.1	42.5	57.5	39.0	3.8	13.0	3.5	37.6	11.1	36.5	14.8			
NONE																
ONE	267212	174856	91513	124852	142360	95285	18062	19208	20114	83665	37339	95545	50662			
	16.4	17.2	15.2	18.1	15.2	15.0	29.0	9.1	34.9	13.7	20.7	16.1	21.1			
	100.0	65.4	34.2	46.7	53.3	35.7	6.8	7.2	7.5	31.3	14.0	35.8	19.0			
TWO	1061921	675376	385256	421215	640706	414369	39468	169705	30366	408292	114888	400971	137770			
	65.3	66.3	63.8	61.0	68.5	65.3	63.3	80.6	52.7	66.7	63.8	67.6	57.4			
	100.0	63.6	36.3	39.7	60.3	39.0	3.7	16.0	2.9	38.4	10.8	37.8	13.0			
THREE	147664	85902	61670	73811	73854	56759	1053	14650	2732	63780	15019	47614	21250			
	9.1	8.4	10.2	10.7	7.9	8.9	1.7	7.0	4.7	10.4	8.3	8.0	8.8			
	100.0	58.2	41.8	50.0	50.0	38.4	.7	9.9	1.9	43.2	10.2	32.2	14.4			
FOUR	124317	66605	57712	57227	67090	59597	3710	5185	3497	43747	12264	43261	25045			
	7.6	6.5	9.6	8.3	7.2	9.4	6.0	2.5	6.1	7.1	6.8	7.3	10.4			
	100.0	53.6	46.4	46.0	54.0	47.9	3.0	4.2	2.8	35.2	9.9	34.8	20.1			
FIVE	14423	8605	5819	9485	4939	3120	-	1819	-	8228	561	2995	2639			
	.9	.8	1.0	1.4	.5	.5	-	.9	-	1.3	.3	.5	1.1			
	100.0	59.7	40.3	65.8	34.2	21.6	-	12.6	-	57.0	3.9	20.8	18.3			
SIX	4207	3543	663	2617	1590	1590	14	14	352	2825	-	962	419			
	.3	.3	.1	.4	.2	.3	*	*	.6	.5	-	.2	.2			
	100.0	84.2	15.8	62.2	37.8	37.8	.3	.3	8.4	67.2	-	22.9	10.0			
SEVEN	3193	2645	547	1505	1687	1140	-	-	547	273	49	818	2052			
	.2	.3	.1	.2	.2	.2	-	-	.9	*	*	.1	.9			
	100.0	82.9	17.1	47.1	52.9	35.7	-	17.1	17.1	8.5	1.5	25.6	64.3			
EIGHT	1584	1322	-	-	1584	1584	-	-	-	1137	-	447	-			
	.1	.1	-	-	.2	.2	-	-	-	.2	-	.1	-			
	100.0	83.5	-	-	100.0	100.0	-	-	-	71.8	-	28.2	-			

Continued

Q.1 PARTY SIZE - 16 YEARS OF AGE OR OLDER
 BASE: PARTY VISITS
 BY PARKS AS MAIN DESTINATION OF ENTIRE TRIP, LENGTH OF STAY, ACCOMMODATION TYPE(S) USED, SEASON

PARKS MAIN

TOTAL	===DESTINATION===		==LENGTH OF STAY==		=====ACCOMMODATION TYPE=====		=====SEASON=====						
	YES	NO	SAME-DAY OVERNIGHT	NO	HOTEL, MOTEL, LODGE	ANY ROOFED	ALL OTHER ROOFED	TRAILER, CAMPING	ANY VACATION HOME, VFR	OMN	FALL	WINTER	SPRING
97	97	-	97	-	97	97	-	-	-	-	-	97	-
100.0	100.0		100.0		100.0	100.0						100.0	
863	416	447	863	-	863	863	-	42	-	-	-	447	374
.1	*	.1	.1		.1	.1		*				.1	.2
100.0	48.2	51.8	100.0		100.0	100.0		4.9				51.8	43.3
AVERAGE	2.14	2.19	2.12	2.16	2.19	2.16	1.85	2.06	1.89	2.18	2.02	2.11	2.18

	TOTAL ENTRANTS										TOTAL VISITORS																				
	ALBERTA PARKS					B.C. PARKS					ALBERTA PARKS					B.C. PARKS															
	TOTAL	ANY	BANFF	JASPER	ANY	YOHO	KOOTENAY	TOTAL	ANY	BANFF	JASPER	ANY	YOHO	KOOTENAY	TOTAL	ANY	BANFF	JASPER	ANY	YOHO	KOOTENAY										
TOTAL PARTY ENTRANTS (ACTUAL)	3231	3188	2486	1710	1476	1088	582	2351	2270	1738	1325	538	343	273	100.0	98.7	76.9	52.9	45.7	33.7	18.0	100.0	96.6	73.9	56.4	22.9	14.6	11.6			
TOTAL PARTY ENTRANTS (WEIGHTED)	2240976	2206812	1893532	772121	1024421	691800	453053	1625480	1552155	1284447	604130	305865	175738	174205	100.0	98.5	84.5	34.5	45.7	30.9	20.2	100.0	95.5	79.0	37.2	18.8	10.8	10.7			
NONE	1774854	1745961	1507264	607717	813374	568976	347253	1284126	1228918	1032028	468112	248344	147093	141223	79.2	79.1	79.6	78.7	79.4	82.2	76.6	79.0	79.2	80.3	77.5	81.2	83.7	81.1	11.0		
ONE	221567	218722	189759	67375	106739	57243	53757	160764	150165	120533	56629	29694	12505	17429	9.9	9.9	10.0	8.7	10.4	8.3	11.9	9.7	9.4	9.4	9.4	9.7	7.1	10.0	10.0		
TWO	165938	164078	131672	69276	70108	39141	34913	120336	118080	89623	57848	18201	10171	9888	7.4	7.4	7.0	9.0	6.8	5.7	7.7	7.4	7.6	7.0	9.6	6.0	5.8	5.7	8.2		
THREE	57911	57346	47766	22196	25812	19386	11887	45708	40962	31869	16384	6999	4547	3580	2.6	2.6	2.5	2.9	2.5	2.5	2.6	2.8	2.6	2.5	2.7	2.3	2.6	2.1	7.8		
FOUR	18168	18168	15098	4351	7028	7028	3911	13340	12825	9754	3951	2600	1396	2085	8.8	8.8	8.8	6.6	7.7	1.0	0.9	0.8	0.8	0.8	0.7	0.9	0.8	1.2	15.6		
FIVE	1587	1587	1333	254	1333	-	1333	254	254	-	254	-	-	-	-1	-1	1	*	-1	-	-3	*	*	*	*	*	*	*	-	-	
SIX	925	925	613	925	84.0	84.0	84.0	100.0	100.0	925	613	925	27	27	100.0	100.0	66.3	100.0	16.0	84.0	84.0	100.0	100.0	100.0	100.0	100.0	100.0	100.0	100.0	100.0	
SEVEN	-	-	-	-	-	-	-	-	-	-	-	-	-	-	-	-	-	-	-	-	-	-	-	-	-	-	-	-	-	-	
EIGHT	-	-	-	-	-	-	-	-	-	-	-	-	-	-	-	-	-	-	-	-	-	-	-	-	-	-	-	-	-	-	
NINE	27	27	27	27	27	27	27	27	27	27	27	27	27	27	27	27	27	27	27	27	27	27	27	27	27	27	27	27	27	27	27
	100.0	100.0	100.0	100.0	100.0	100.0	100.0	100.0	100.0	100.0	100.0	100.0	100.0	100.0	100.0	100.0	100.0	100.0	100.0	100.0	100.0	100.0	100.0	100.0	100.0	100.0	100.0	100.0	100.0	100.0	

Q.1 PARTY SIZE - UNDER 16 YEARS OF AGE
 BASE: PARTY ENTRANTS
 BY ENTRANTS/VISITORS TO SPECIFIC PARKS

	=====TOTAL ENTRANTS=====				=====TOTAL VISITORS=====			
	=====ALBERTA PARKS=====		=====B.C. PARKS=====		=====ALBERTA PARKS=====		=====B.C. PARKS=====	
TOTAL	ANY	BANFF	JASPER	ANY	BANFF	JASPER	ANY	YOHO KOOTENAY
TEN OR MORE	.36	.36	.35	.38	.35	.32	.40	.37
AVERAGE	.36	.36	.35	.38	.35	.32	.40	.37

0.1 PARTY SIZE - UNDER 16 YEARS OF AGE
 BASE: PARTY ENTRANTS
 BY PASS-THROUGHS TO SPECIFIC PARKS

	=====TOTAL PASS-THROUGHS=====									
	ALBERTA PARKS			B.C. PARKS			KOOTENAY			
TOTAL	ANY	BANFF	JASPER	ANY	YOHO	YOHO	YOHO	KOOTENAY	YOHO	KOOTENAY
TOTAL PARTY ENTRANTS (ACTUAL)	880	857	578	343	541	407	407	165	46.3	18.8
	100.0	97.4	65.7	39.0	61.5	46.3	46.3	152684	323839	24.8
TOTAL PARTY ENTRANTS (WEIGHTED)	615496	594806	487344	143796	450833	323839	323839	152684	323839	24.8
	100.0	96.6	79.2	23.4	73.2	52.6	52.6	24.8	52.6	24.8
NONE	490728	471899	383528	118386	355392	262128	262128	113067	262128	74.1
	100.0	96.2	78.2	24.1	72.4	53.4	53.4	23.0	53.4	23.0
ONE	60802	60802	53400	9937	44829	28202	28202	16627	28202	10.9
	9.9	10.2	11.0	6.9	9.9	8.7	8.7	10.9	8.7	10.9
	100.0	100.0	87.8	16.3	73.7	46.4	46.4	27.3	46.4	27.3
TWO	45602	43742	35614	10808	36824	21053	21053	16384	21053	10.7
	7.4	7.4	7.3	7.5	8.2	6.5	6.5	10.7	6.5	10.7
	100.0	95.9	78.1	23.7	80.8	46.2	46.2	35.9	46.2	35.9
THREE	12203	12203	8642	4265	8029	8029	8029	3448	8029	2.3
	2.0	2.1	1.8	3.0	1.8	2.5	2.5	2.3	2.5	2.3
	100.0	100.0	70.8	35.0	65.8	65.8	65.8	28.3	65.8	28.3
FOUR	4828	4828	4828	400	4428	4428	4428	1826	4428	1.2
	.8	.8	1.0	.3	1.0	1.4	1.4	1.2	1.4	1.2
	100.0	100.0	100.0	8.3	91.7	91.7	91.7	37.8	91.7	37.8
FIVE	1333	1333	1333	-	1333	-	-	1333	-	-
	.2	.2	.3	-	.3	-	-	.9	-	-
	100.0	100.0	100.0	-	100.0	-	-	100.0	-	-
SIX	-	-	-	-	-	-	-	-	-	-
SEVEN	-	-	-	-	-	-	-	-	-	-
EIGHT	-	-	-	-	-	-	-	-	-	-
NINE	-	-	-	-	-	-	-	-	-	-

Continued

Q.1 PARTY SIZE - UNDER 16 YEARS OF AGE
BASE: PARTY ENTRANTS
BY PASS-THROUGHS TO SPECIFIC PARKS

```

=====TOTAL PASS-THROUGHS=====
=====ALBERTA PARKS=====
=====B.C. PARKS=====
TOTAL    ANY    BANFF    JASPER    ANY    YOHU    KOOTENAY
.....

```

TEN OR MORE

	.35	.35	.36	.32	.37	.35	.48
--	-----	-----	-----	-----	-----	-----	-----

0.1 PARTY SIZE - UNDER 16 YEARS OF AGE
 BASE: PARTY VISITS
 BY SPECIFIC PARKS, MAIN PURPOSE OF PARKS VISIT

	=====ALBERTA PARKS=====										=====B.C. PARKS=====				=====MAIN PURPOSE OF PARKS VISIT=====			
	TOTAL	ANY	BANFF	JASPER	ANY	YHOH	KOOTENAY	BUSINESS	PERSONAL	VAC. HOME	VACATION, RECREAT'L	DAY-USE						
TOTAL PARTY VISITS (ACTUAL)	2351	2270	1738	1325	538	343	273	116	224	1624	259							
	100.0	96.6	73.9	56.4	22.9	14.6	11.6	4.9	9.5	69.1	11.0							
TOTAL PARTY VISITS (WEIGHTED)	1625480	1552155	1284447	604130	305865	175738	174205	99652	166341	964411	272370							
	100.0	95.5	79.0	37.2	18.8	10.8	10.7	6.1	10.2	59.3	16.8							
NONE	1284126	1228918	1032028	468112	248344	147093	141223	87740	134859	753158	210313							
	79.0	79.2	80.3	77.5	81.2	83.7	81.1	88.0	81.1	78.1	77.2							
	100.0	95.7	80.4	36.5	19.3	11.5	11.0	6.8	10.5	58.7	16.4							
ONE	160764	150165	120533	56629	29694	12505	17429	5952	17058	98014	37454							
	9.9	9.7	9.4	9.4	9.7	7.1	10.0	6.0	10.3	10.2	13.8							
	100.0	93.4	75.0	35.2	18.5	7.8	10.8	3.7	10.6	61.0	23.3							
TWO	120336	118080	89623	57848	18201	10171	9888	1435	7584	83306	13797							
	7.4	7.6	7.0	9.6	6.0	5.8	5.7	1.4	4.6	8.6	5.1							
	100.0	98.1	74.5	48.1	15.1	8.5	8.2	1.2	6.3	69.2	11.5							
THREE	45708	40962	31869	16384	6999	4547	3580	1934	6558	22520	6546							
	2.8	2.6	2.5	2.7	2.3	2.6	2.1	1.9	3.9	2.3	2.4							
	100.0	89.6	69.7	35.8	15.3	9.9	7.8	4.2	14.3	49.3	14.3							
FOUR	13340	12825	9754	3951	2600	1396	2085	2591	-	7100	3648							
	0.8	0.8	0.8	0.7	0.9	0.8	1.2	2.6	-	0.7	1.3							
	100.0	96.1	73.1	29.6	19.5	10.5	15.6	19.4	-	53.2	27.3							
FIVE	254	254	-	254	-	-	-	-	254	-	-							
	*	*	*	*	*	*	*	*	*	*	*							
	100.0	100.0	-	100.0	-	-	-	-	100.0	-	-							
SIX	925	925	613	925	-	-	-	-	-	312	613							
	.1	.1	*	.2	-	-	-	-	-	*	.2							
	100.0	100.0	66.3	100.0	-	-	-	-	-	33.7	66.3							
SEVEN	-	-	-	-	-	-	-	-	-	-	-							
EIGHT	-	-	-	-	-	-	-	-	-	-	-							
NINE	27	27	27	27	27	27	27	27	27	27	27							
	*	*	*	*	*	*	*	*	*	*	*							
	100.0	100.0	100.0	100.0	100.0	100.0	100.0	100.0	100.0	100.0	100.0							

Q.1 PARTY SIZE - UNDER 16 YEARS OF AGE
 BASE: PARTY VISITS
 BY SPECIFIC PARKS, MAIN PURPOSE OF PARKS VISIT

	=====ALBERTA PARKS=====				=====B.C. PARKS=====				=====MAIN PURPOSE OF PARKS VISIT=====				
	ANY	BANFF	JASPER	ANY	YOHO	KOOTENAY	BUSINESS	PERSONAL	VAC. HOME	RECREAT'L	DAY-USE		
TOTAL	.37	.34	.40	.32	.30	.32	.25	.32	.38	.38			.38
AVERAGE													

TEN OR MORE

Q.1 PARTY SIZE - UNDER 16 YEARS OF AGE
 BASE: PARTY VISITS
 BY PLACE OF RESIDENCE, MODE OF ENTRY

	=====PLACE OF RESIDENCE=====										=====OTHER COUNTRY=====				=====MODE OF ENTRY=====			
	TOTAL	TOTAL	ALBERTA	B.C.	OTHER	U.S.A.	TOTAL	JAPAN	WEST	ANY	PRIVATE	SCHEDULED	R.V.	BUS, TRAIN	CHARTER			
	CANADA	CANADA			CANADA		OTHER	GERMANY	VEHICLE	BUS, TRAIN								
TOTAL PARTY VISITS (ACTUAL)	2351	1532	932	346	254	515	302	140	1700	74	318	333	74	318	333			
	100.0	65.2	39.6	14.7	10.8	21.9	12.8	6.0	72.3	3.1	13.5	14.2	3.1	13.5	14.2			
TOTAL PARTY VISITS (WEIGHTED)	1625480	1290604	959154	165436	166014	232759	100987	30341	1471245	46773	66496	87739	46773	66496	87739			
	100.0	79.4	59.0	10.2	10.2	14.3	6.2	1.9	90.5	2.9	4.1	5.4	2.9	4.1	5.4			
NONE	1284126	999851	745387	132225	122238	198748	85380	29256	1137116	36733	62372	84638	36733	62372	84638			
	79.0	77.5	77.7	79.9	73.6	85.4	84.5	96.4	77.3	78.5	93.8	96.5	78.5	93.8	96.5			
	100.0	77.9	58.0	10.3	9.5	15.5	6.6	2.3	88.6	2.9	4.9	6.6	2.9	4.9	6.6			
ONE	160764	139922	106970	18190	14763	10994	8865	1058	156040	2876	2671	2054	2876	2671	2054			
	9.9	10.8	11.2	11.0	8.9	4.7	8.8	3.5	10.6	6.1	4.0	2.3	6.1	4.0	2.3			
	100.0	87.0	66.5	11.3	9.2	6.8	5.5	.7	97.1	1.8	1.7	1.3	1.8	1.7	1.3			
TWO	120336	100042	64647	10514	24882	15071	5222	-	118315	1845	973	1048	1845	973	1048			
	7.4	7.8	6.7	6.4	15.0	6.5	5.2	2.6	8.0	3.9	1.5	1.2	3.9	1.5	1.2			
	100.0	83.1	53.7	8.7	20.7	12.5	4.3	.5	98.3	1.5	.8	.9	1.5	.8	.9			
THREE	45708	38355	30282	4253	3819	6740	613	-	45255	2933	453	-	2933	453	-			
	2.8	3.0	3.2	2.6	2.3	2.9	.6	-	3.1	6.3	.7	-	6.3	.7	-			
	100.0	83.9	66.3	9.3	8.4	14.7	1.3	-	99.0	6.4	1.0	-	6.4	1.0	-			
FOUR	13340	11255	11255	-	-	1205	880	-	13340	2385	-	-	2385	-	-			
	.8	.9	1.2	-	-	.5	.9	-	.9	5.1	-	-	5.1	-	-			
	100.0	84.4	84.4	-	-	9.0	6.6	-	100.0	17.9	-	-	17.9	-	-			
FIVE	254	254	-	254	-	-	-	-	254	-	-	-	-	-	-			
	*	*	-	.2	-	-	-	-	*	-	-	-	-	-	-			
	100.0	100.0	-	100.0	-	-	-	-	100.0	-	-	-	-	-	-			
SIX	925	925	613	-	312	-	-	-	925	-	-	-	-	-	-			
	.1	.1	.1	-	.2	-	-	-	.1	-	-	-	-	-	-			
	100.0	100.0	66.3	-	33.7	-	-	-	100.0	-	-	-	-	-	-			
SEVEN	-	-	-	-	-	-	-	-	-	-	-	-	-	-	-			
EIGHT	-	-	-	-	-	-	-	-	-	-	-	-	-	-	-			

Continued

Q.1 PARTY SIZE - UNDER 16 YEARS OF AGE
 BASE: PARTY VISITS
 BY PLACE OF RESIDENCE, MODE OF ENTRY

	=====PLACE OF RESIDENCE=====					=====OTHER COUNTRY=====				=====MODE OF ENTRY=====		
	TOTAL CANADA	ALBERTA	B.C.	OTHER CANADA	U.S.A.	TOTAL OTHER	JAPAN	WEST GERMANY	ANY PRIVATE VEHICLE	R.V. BUS, TRAIN	SCHEDULED	CHARTER
NINE	27 *	-	-	-	-	27 *	27	-	-	-	27 *	-
TEN OR MORE	100.0	-	-	-	-	100.0	.1	-	-	-	100.0	-
AVERAGE	.37	.39	.32	.47	.28	.25	.04	.49	.40	.53	.09	.05

Q.1 PARTY SIZE - UNDER 16 YEARS OF AGE
 BASE: PARTY VISITS
 BY PARKS AS MAIN DESTINATION OF ENTIRE TRIP, LENGTH OF STAY, ACCOMMODATION TYPE(S) USED, SEASON

PARKS MAIN
 ===DESTINATION=== ==LENGTH OF STAY=== =====ACCOMMODATION TYPE=====SEASON=====


	TOTAL	YES	NO	SAME-DAY OVERNIGHT	ANY ROOFED	HOTEL, ALL OTHER ROOFED LODGE				ANY TRAILER, CAMPING		VACATION HOME, VFR	SEASON				
						1093	117	380	65	378	390		394	FALL	WINTER	SPRING	
TOTAL PARTY VISITS (ACTUAL)	2351	1325	1016	770	1177	1093	117	380	65	1189	378	390	394				
	100.0	56.4	43.2	32.8	50.1	46.5	5.0	16.2	2.8	50.6	16.1	16.6	16.8				
TOTAL PARTY VISITS (WEIGHTED)	1625480	1019367	603627	690711	934769	634404	62306	210624	57608	611990	180120	593158	240212				
	100.0	62.7	37.1	42.5	42.1	39.0	3.8	13.0	3.5	37.6	11.1	36.5	14.8				
NONE	1284126	829732	452917	514380	769746	530658	46993	161318	53406	441386	163376	486506	192857				
	79.0	81.4	75.0	74.5	82.3	83.6	75.4	76.6	92.7	72.1	90.7	82.0	80.3				
	100.0	64.6	35.3	40.1	59.9	41.3	3.7	12.6	4.2	34.4	12.7	37.9	15.0				
ONE	160764	84443	76322	95500	65265	41245	10326	14604	-	79372	7859	52616	20917				
	9.9	8.3	12.6	13.8	7.0	6.5	16.6	6.9	-	13.0	4.4	8.9	8.7				
	100.0	52.5	47.5	59.4	40.6	25.7	6.4	9.1	-	49.4	4.9	32.7	13.0				
TWO	120336	79388	39939	48900	71436	45975	4691	24750	212	54557	7062	37627	21090				
	7.4	7.8	6.6	7.1	7.6	7.2	7.5	11.8	.4	8.9	3.9	6.3	8.8				
	100.0	66.0	33.2	40.6	59.4	38.2	3.9	20.6	.2	45.3	5.9	31.3	17.5				
THREE	45708	19129	26579	23099	22609	12232	297	9440	3990	27426	1823	12616	3843				
	2.8	1.9	4.4	3.3	2.4	1.9	.5	4.5	6.9	4.5	1.0	2.1	1.6				
	100.0	41.9	58.1	50.5	49.5	26.8	.6	20.7	8.7	60.0	4.0	27.6	8.4				
FOUR	13340	6035	7305	7654	5686	4295	-	511	-	8043	-	3792	1505				
	.8	.6	1.2	1.1	.6	.7	-	.2	-	1.3	-	.6	.6				
	100.0	45.2	54.8	57.4	42.6	32.2	-	3.8	-	60.3	-	28.4	11.3				
FIVE	254	-	254	254	-	-	-	-	-	254	-	-	-				
	* 100.0	* 100.0	* 100.0	* 100.0	* 100.0	* 100.0	* 100.0	* 100.0	* 100.0	* 100.0	* 100.0	* 100.0	* 100.0	* 100.0			
SIX	925	613	312	925	-	-	-	-	-	925	-	-	-				
	.1 100.0	.1 66.3	.1 33.7	.1 100.0	-	-	-	-	-	.2 100.0	-	-	-				
SEVEN	-	-	-	-	-	-	-	-	-	-	-	-	-				
EIGHT	-	-	-	-	-	-	-	-	-	-	-	-	-				

Continued

Q.1 PARTY SIZE - UNDER 16 YEARS OF AGE
 BASE: PARTY VISITS
 BY PARKS AS MAIN DESTINATION OF ENTIRE TRIP, LENGTH OF STAY, ACCOMMODATION TYPE(S) USED, SEASON

PARKS MAIN

	===DESTINATION===		==LENGTH OF STAY==		=====ACCOMMODATION TYPE=====				=====SEASON=====				
	YES	NO	SAME-DAY	OVERNIGHT	ANY HOTEL, LODGE	ANY HOTEL, LODGE	ANY TRAILER, ROOFED CAMPING	OWN VACATION HOME,VFR	FALL	WINTER	SPRING	SUMMER	
NINE	27 *	-	-	27 *	-	-	-	-	-	-	-	27 *	-
	100.0	100.0		100.0								100.0	
TEN OR MORE	-	-	-	-	-	-	-	-	-	-	-	-	-
AVERAGE	.37	.44	.43	.32	.29	.29	.33	.45	.22	.30	.15	.51	.34




0.1 TOTAL NUMBER OF PEOPLE IN PARTY
 BASE: PARTY ENTRANTS
 BY ENTRANTS/VISITORS TO SPECIFIC PARKS

	TOTAL PARTY ENTRANTS			TOTAL ENTRANTS			TOTAL VISITORS						
	ANY	ANY	ANY	ANY	ANY	ANY	ANY	ANY	ANY				
TOTAL PARTY ENTRANTS (ACTUAL)	3231	2486	1710	1476	1088	582	2351	2270	1738	1325	538	343	273
	100.0	98.7	52.9	45.7	33.7	18.0	100.0	96.6	73.9	56.4	22.9	14.6	11.6
TOTAL PARTY ENTRANTS (WEIGHTED)	2240976	1893532	772121	1024421	691800	453053	1625480	1552155	1284447	604130	305865	175738	174205
	100.0	98.5	34.5	45.7	30.9	20.2	100.0	95.5	79.0	37.2	18.8	10.8	10.7
ONE	339938	290815	94205	151626	104509	59203	216982	210173	186244	62092	34235	20564	19580
	15.2	15.1	15.4	14.8	15.1	13.1	13.3	13.5	14.5	10.3	11.2	11.7	11.2
	100.0	97.7	85.5	44.6	30.7	17.4	100.0	96.9	85.8	28.6	15.8	9.5	9.0
TWO	1211898	1191662	421430	557169	390040	247715	897435	850377	707475	327856	182937	105738	105233
	54.1	54.0	54.3	54.4	56.4	54.7	55.2	54.8	55.1	54.3	59.8	60.2	60.4
	100.0	98.3	84.8	46.0	32.2	20.4	100.0	94.8	78.8	36.5	20.4	11.8	11.7
THREE	279411	275656	94186	127111	79737	55148	197061	189702	150453	72930	40928	20965	24478
	12.5	11.9	12.2	12.4	11.5	12.2	12.1	12.2	11.7	12.1	13.4	11.9	14.1
	100.0	98.7	33.7	45.5	28.5	19.7	100.0	96.3	76.3	37.0	20.8	10.6	12.4
FOUR	264498	262638	108000	131886	76604	64265	196238	192206	158600	95982	29722	17210	15816
	11.8	11.9	14.0	12.9	11.1	14.2	12.1	12.4	12.3	15.9	9.7	9.8	9.1
	100.0	99.3	40.8	49.9	29.0	24.3	100.0	97.9	80.8	48.9	15.1	8.8	8.1
FIVE	79062	69189	25163	35909	26096	15761	63955	57676	44737	18828	8956	7232	2898
	3.5	3.6	3.3	3.5	3.8	3.5	3.9	3.7	3.5	3.1	2.9	4.1	1.7
	100.0	99.3	31.8	45.4	33.0	19.9	100.0	90.2	70.0	29.4	14.0	11.3	4.5
SIX	40202	31649	13878	14377	11120	6860	33088	32573	23929	12933	6290	3469	3701
	1.8	1.8	1.8	1.4	1.6	1.5	2.0	2.1	1.9	2.1	2.1	2.0	2.1
	100.0	100.0	78.7	35.8	27.7	17.1	100.0	98.4	72.3	39.1	19.0	10.5	11.2
SEVEN	13343	10563	8110	3685	2352	1640	10015	10015	6622	8110	308	-	308
	6.6	6.6	1.1	4.4	3.3	4.4	6.6	6.6	5.5	1.3	1.1	-	1.2
	100.0	100.0	60.8	27.6	17.6	12.3	100.0	100.0	66.1	81.0	3.1	-	3.1
EIGHT	4200	2151	4031	1315	1315	1146	2526	2526	1670	2526	1146	533	875
	2.2	2.1	5.1	1.1	2.3	3.3	2.2	2.2	1.1	4.4	4.4	3.3	5.5
	100.0	100.0	96.0	31.3	31.3	27.3	100.0	100.0	66.1	100.0	45.4	21.1	34.6
NINE	6921	4860	2061	1273	-	1273	6677	5404	3587	1817	1273	-	1273
	3.3	3.3	3.3	1.1	-	3.3	4.4	3.3	3.3	3.3	3.3	-	3.3
	100.0	100.0	29.8	18.4	18.4	18.4	100.0	80.9	53.7	27.2	19.1	-	19.1
TEN OR MORE	1503	1129	1056	69	27	42	1503	1503	1129	1056	69	27	42
	1.1	1.1	1.1	1.1	1.1	1.1	1.1	1.1	1.1	1.1	1.1	1.1	1.1
	100.0	100.0	70.3	4.6	1.8	2.8	100.0	100.0	75.1	70.3	4.6	1.8	2.8

Continued


0.1 TOTAL NUMBER OF PEOPLE IN PARTY
BASE: PARTY ENTRANTS
BY ENTRANTS/VISITORS TO SPECIFIC PARKS

=====TOTAL ENTRANTS=====		=====TOTAL VISITORS=====	
=====ALBERTA PARKS=====		=====ALBERTA PARKS=====	
ANY	BANFF	ANY	BANFF
=====B.C. PARKS=====		=====B.C. PARKS=====	
ANY	YOHO	ANY	YOHO
=====JASPER=====		=====JASPER=====	
ANY	KOOTEMAY	ANY	KOOTEMAY
TOTAL	TOTAL	TOTAL	TOTAL
2.45	2.46	2.44	2.44
2.46	2.43	2.39	2.49
2.50	2.51	2.46	2.64
2.44	2.44	2.44	2.42
AVERAGE			



Q.1 TOTAL NUMBER OF PEOPLE IN PARTY
BASE: PERSON ENTRANTS
BY ENTRANTS/VISITORS TO SPECIFIC PARKS

	TOTAL ENTRANTS										TOTAL VISITORS																	
	TOTAL	ANY	BANFF	JASPER	ANY	YOHO	KOOTENAY	TOTAL	ANY	BANFF	JASPER	ANY	YOHO	KOOTENAY	TOTAL	ANY	BANFF	JASPER	ANY	YOHO	KOOTENAY							
TOTAL PERSON ENTRANTS (ACTUAL)	3231	3188	2486	1710	1476	1088	582	2351	2270	1738	1325	538	343	273	100.0	98.7	76.9	52.9	45.7	33.7	18.0	100.0	96.6	73.9	56.4	22.9	14.6	11.6
TOTAL PERSON ENTRANTS (WEIGHTED)	5513083	5443278	4635092	1981725	2490872	1655243	1130851	4084004	3898614	3167517	1598918	748328	425601	424721	100.0	98.7	84.1	35.9	45.2	30.0	20.5	100.0	95.5	77.6	39.2	18.3	10.4	10.4
ONE	340612	332865	291480	94228	151699	104577	59208	217657	210848	186909	62115	34283	20610	19582	6.2	6.1	6.3	4.8	6.1	6.3	5.2	5.3	5.4	5.9	3.9	4.6	4.8	4.6
	100.0	97.7	85.6	27.7	44.5	30.7	17.4	100.0	96.9	85.9	28.5	15.8	9.5	9.0	100.0	97.7	85.6	27.7	44.5	30.7	17.4	100.0	96.9	85.9	28.5	15.8	9.5	9.0
TWO	2429516	2389034	2060695	844224	1115215	780361	496034	1800590	1706330	1419612	656966	366121	211534	210654	44.1	43.9	44.5	42.6	44.8	47.1	43.9	44.1	43.8	44.8	41.1	48.9	49.7	49.6
	100.0	98.3	84.8	34.7	45.9	32.1	20.4	100.0	94.8	78.8	36.5	20.3	11.7	11.7	100.0	98.3	84.8	34.7	45.9	32.1	20.4	100.0	94.8	78.8	36.5	20.3	11.7	11.7
THREE	839790	828481	676112	282906	381467	239284	165512	592741	570621	452545	219126	122901	62966	73488	15.2	15.2	14.6	14.3	15.3	14.5	14.6	14.5	14.6	14.3	13.7	16.4	14.8	17.3
	100.0	98.7	80.5	33.7	45.4	28.5	19.7	100.0	96.3	76.3	37.0	20.7	10.6	12.4	100.0	98.7	80.5	33.7	45.4	28.5	19.7	100.0	96.3	76.3	37.0	20.7	10.6	12.4
FOUR	1060234	1052793	923064	432572	527946	306436	257455	787191	771065	636308	384500	118901	68856	63264	19.2	19.3	18.5	21.8	21.2	18.5	22.8	19.3	19.8	20.1	24.0	15.9	16.2	14.9
	100.0	99.3	87.1	40.8	49.8	28.9	24.3	100.0	98.0	80.8	48.8	15.1	8.7	8.0	100.0	99.3	87.1	40.8	49.8	28.9	24.3	100.0	98.0	80.8	48.8	15.1	8.7	8.0
FIVE	396275	393449	346864	125882	179818	130609	78952	320740	289218	224475	94207	44907	36288	14489	7.2	7.2	7.5	6.4	7.2	7.9	7.0	7.9	7.4	7.1	5.9	6.0	8.5	3.4
	100.0	99.3	87.5	31.8	45.4	33.0	19.9	100.0	90.2	70.0	29.4	14.0	11.3	4.5	100.0	99.3	87.5	31.8	45.4	33.0	19.9	100.0	90.2	70.0	29.4	14.0	11.3	4.5
SIX	241550	241550	189982	83516	86260	66720	41158	198867	195775	143663	77850	37742	20816	22207	4.4	4.4	4.1	4.2	3.5	4.0	3.6	4.9	5.0	4.5	4.9	5.0	4.9	5.2
	100.0	100.0	78.7	34.6	35.7	27.6	17.0	100.0	98.4	72.2	39.1	19.0	10.5	11.2	100.0	100.0	78.7	34.6	35.7	27.6	17.0	100.0	98.4	72.2	39.1	19.0	10.5	11.2
SEVEN	93649	93649	74163	56999	25793	16465	11483	70357	70357	46580	56999	2155	2155	2155	1.7	1.7	1.6	2.9	1.0	1.0	1.7	1.8	1.5	3.6	3.6	3.1	3.1	3.1
	100.0	100.0	79.2	60.9	27.5	17.6	12.3	100.0	100.0	66.2	81.0	3.1	3.1	3.1	100.0	100.0	79.2	60.9	27.5	17.6	12.3	100.0	100.0	66.2	81.0	3.1	3.1	3.1
EIGHT	33638	33638	17207	32282	10522	10522	9166	20242	20242	13357	20242	9166	4263	6999	0.6	0.6	0.4	1.6	0.4	0.6	0.8	0.5	0.4	0.4	1.3	1.2	1.0	1.6
	100.0	100.0	51.2	96.0	31.3	31.3	27.3	100.0	100.0	66.0	100.0	45.3	21.1	34.6	100.0	100.0	51.2	96.0	31.3	31.3	27.3	100.0	100.0	66.0	100.0	45.3	21.1	34.6
NINE	62298	62298	43747	18552	11459	11459	11459	60098	48639	32288	16351	11459	11459	11459	1.1	1.1	0.9	0.9	0.5	1.0	1.5	1.2	1.0	1.0	1.0	1.5	1.5	2.7
	100.0	100.0	70.2	29.8	18.4	18.4	18.4	100.0	80.9	53.7	27.2	19.1	19.1	19.1	100.0	100.0	70.2	29.8	18.4	18.4	18.4	100.0	80.9	53.7	27.2	19.1	19.1	19.1
TEN OR MORE	15521	15521	11779	10564	693	269	424	15521	15521	11779	10564	693	269	424	0.3	0.3	0.3	0.5	0.3	0.3	0.3	0.4	0.4	0.4	0.4	0.7	0.1	0.1
	100.0	100.0	75.9	68.1	4.5	1.7	2.7	100.0	100.0	75.9	68.1	4.5	1.7	1.7	100.0	100.0	75.9	68.1	4.5	1.7	2.7	100.0	100.0	75.9	68.1	4.5	1.7	1.7



Q.1 TOTAL NUMBER OF PEOPLE IN PARTY
 BASE: PARTY ENTRANTS
 BY PASS-THROUGHS TO SPECIFIC PARKS

	TOTAL PASS-THROUGHS			B.C. PARKS		
	ALBERTA PARKS	JASPER	ANY	ANY	YOHO	KOOTENAY
TOTAL PARTY ENTRANTS (ACTUAL)	880	578	343	541	407	165
	100.0	97.4	39.0	61.5	46.3	18.8
TOTAL PARTY ENTRANTS (WEIGHTED)	615496	487344	143796	450833	323839	152684
	100.0	96.6	23.4	73.2	52.6	24.8
ONE	122955	118858	27823	87093	56139	32739
	20.0	20.0	19.3	19.3	17.3	21.4
	100.0	96.7	78.4	70.8	45.7	26.6
TWO	314463	245465	78709	229663	176738	69737
	51.1	50.6	54.7	50.9	54.6	45.7
	100.0	95.6	78.1	73.0	56.2	22.2
THREE	82350	81386	63891	19511	43714	14426
	13.4	13.7	13.1	13.6	13.5	9.4
	100.0	98.8	77.6	70.3	53.1	17.5
FOUR	68261	66400	59028	11452	30440	25747
	11.1	11.2	8.0	12.1	9.4	16.9
	100.0	97.3	86.5	80.0	44.6	37.7
FIVE	15107	12824	3608	11811	8383	6876
	2.5	2.5	2.6	2.6	2.6	4.5
	100.0	100.0	84.9	78.2	55.5	45.5
SIX	7114	7114	944	6260	6260	1826
	1.2	1.2	1.3	1.4	1.9	1.2
	100.0	100.0	88.0	88.0	88.0	25.7
SEVEN	3328	3328	-	3328	1995	1333
	.5	.6	.7	.7	.6	.9
	100.0	100.0	100.0	100.0	60.0	40.0
EIGHT	1675	1675	1505	169	169	-
	.3	.3	*	*	*	
	100.0	100.0	10.1	89.9	10.1	10.1
NINE	244	244	-	-	-	-
	*	*				
	100.0	100.0	100.0	100.0	100.0	100.0
TEN OR MORE	-	-	-	-	-	-

Continued

Q.1 TOTAL NUMBER OF PEOPLE IN PARTY
 BASE: PARTY ENTRANTS
 BY PASS-THROUGHS TO SPECIFIC PARKS

TOTAL	2.32	2.33	2.34	2.28	2.35	2.34	2.44
=====	=====	=====	=====	=====	=====	=====	=====
ALBERTA PARKS	ANY	BANFF	JASPER	ANY	YOHO	KOOTENAY	
=====	=====	=====	=====	=====	=====	=====	=====
TOTAL PASS-THROUGHS							
=====	=====	=====	=====	=====	=====	=====	=====
B.C. PARKS							
=====	=====	=====	=====	=====	=====	=====	=====

AVERAGE



Q.1 TOTAL NUMBER OF PEOPLE IN PARTY
 BASE: PERSON ENTRANTS
 BY PASS-THROUGHS TO SPECIFIC PARKS

	TOTAL		ALBERTA PARKS			TOTAL PASS-THROUGHS			B.C. PARKS		
	ANY	ANY	BANFF	JASPER	ANY	ANY	YOHO	YOHO	KOOTENAY		
TOTAL PERSON ENTRANTS (ACTUAL)	880	857	578	343	541	407	165	46.3	18.8		
TOTAL PERSON ENTRANTS (WEIGHTED)	100.0	97.4	65.7	39.0	61.5	75.315	26.1	373142	373142		
ONE	1429079	1387114	1141427	327526	1059794	75315	53.0	373142	373142		
	100.0	97.1	79.9	22.9	74.2	53.0	26.1	373142	373142		
TWO	122955	118858	96378	27823	87093	56139	32739	8.8	8.8		
	100.0	96.7	78.4	22.6	70.8	45.7	26.6	8.8	8.8		
THREE	628925	601389	490931	157418	459327	353476	139475	37.4	37.4		
	100.0	95.6	78.1	25.0	73.0	56.2	22.2	37.4	37.4		
FOUR	247050	244158	191674	58532	173778	131141	43279	11.6	11.6		
	100.0	98.8	77.6	23.7	70.3	53.1	17.5	11.6	11.6		
FIVE	273042	265602	236111	45808	218330	121759	102987	27.6	27.6		
	100.0	97.3	86.5	16.8	80.0	44.6	37.7	27.6	27.6		
SIX	75535	75535	64121	18038	59055	41916	34380	9.2	9.2		
	100.0	100.0	84.9	23.9	78.2	55.5	45.5	9.2	9.2		
SEVEN	42683	42683	37563	5666	37563	37563	10955	2.9	2.9		
	100.0	100.0	88.0	13.3	88.0	88.0	25.7	2.9	2.9		
EIGHT	23293	23293	23293	-	23293	13965	9328	40.0	40.0		
	100.0	100.0	100.0	0.0	100.0	60.0	40.0	40.0	40.0		
NINE	13396	13396	1356	12041	1356	1356	-	-	-		
	100.0	100.0	10.1	89.9	10.1	10.1	-	-	-		
TEN OR MORE	2200	2200	-	2200	-	-	-	-	-		
	100.0	100.0	0.0	7.0	0.0	0.0	0.0	0.0	0.0		

Q.1 TOTAL NUMBER OF PEOPLE IN PARTY
BASE: PERSON ENTRANTS
BY PASS-THROUGHS TO SPECIFIC PARKS

=====TOTAL PASS-THROUGHS=====				
=====ALBERTA PARKS=====				
TOTAL	ANY	BANFF	JASPER	ANY
2.90	2.91	2.91	2.88	2.92
				2.89
				3.10
=====B.C. PARKS=====				
				YOHO
				KOOTENAY
=====				

AVERAGE

Q.1 TOTAL NUMBER OF PEOPLE IN PARTY
 BASE: PARTY VISITS
 BY SPECIFIC PARKS, MAIN PURPOSE OF PARKS VISIT

	=====ALBERTA PARKS=====				=====B.C. PARKS=====				=====MAIN PURPOSE OF PARKS VISIT=====			
	TOTAL	ANY	BANFF	JASPER	ANY	YOHO	KOOTENAY	BUSINESS	PERSONAL	VACATION, RECREAT'L	DAY-USE	DAY-USE
TOTAL PARTY VISITS (ACTUAL)	2351 100.0	2270 96.6	1738 73.9	1325 56.4	538 22.9	343 14.6	273 11.6	116 4.9	224 9.5	1624 69.1	259 11.0	
TOTAL PARTY VISITS (WEIGHTED)	1625480 100.0	1552155 95.5	1284447 79.0	604130 37.2	305865 18.8	175738 10.8	174205 10.7	99652 6.1	166341 10.2	964411 59.3	272370 16.8	
ONE	216982 13.3	210173 13.5	186244 14.5	62092 10.3	34235 11.2	20564 11.7	19580 11.2	18664 18.7	34880 21.0	115924 12.0	34875 12.8	
	100.0	96.9	85.8	28.6	15.8	9.5	9.0	8.6	16.1	53.4	16.1	
TWO	897435 55.2	850377 54.8	707475 55.1	327856 54.3	182937 59.8	105738 60.2	105233 60.4	51278 51.5	72995 43.9	544097 56.4	153271 56.3	
	100.0	94.8	78.8	36.5	20.4	11.8	11.7	5.7	8.1	60.6	17.1	
THREE	197061 12.1	189702 12.2	150453 11.7	72930 12.1	40928 13.4	20965 11.9	24478 14.1	5503 5.5	12831 7.7	122157 12.7	50118 18.4	
	100.0	96.3	76.3	37.0	20.8	10.6	12.4	2.8	6.5	62.0	25.4	
FOUR	196238 12.1	192206 12.4	158600 12.3	95982 15.9	29722 9.7	17210 9.8	15816 9.1	13793 13.8	34483 20.7	116802 12.1	13963 5.1	
	100.0	97.9	80.8	48.9	15.1	8.8	8.1	7.0	17.6	59.5	7.1	
FIVE	63955 3.9	57676 3.7	44737 3.5	18828 3.1	8956 2.9	7232 4.1	2898 1.7	8241 8.3	4741 2.9	27117 2.8	14448 5.3	
	100.0	90.2	70.0	29.4	14.0	11.3	4.5	12.9	7.4	42.4	22.6	
SIX	33088 2.0	32573 2.1	23929 1.9	12933 2.1	6290 2.1	3469 2.0	3701 2.1	1314 1.3	1962 1.2	27340 2.8	631 2.2	
	100.0	98.4	72.3	39.1	19.0	10.5	11.2	4.0	5.9	82.6	1.9	
SEVEN	10015 6.0	10015 6.0	6622 5.5	8110 1.3	308 1.1	-	308 2.2	547 5.5	4110 2.5	1799 2.2	3559 1.3	
	100.0	100.0	66.1	81.0	3.1		3.1	5.5	41.0	18.0	35.5	
EIGHT	2526 2.2	2526 2.2	1670 1.1	2526 4.4	1146 4.4	533 3.3	875 5.5	312 3.3	312 2.2	2526 3.3	-	
	100.0	100.0	66.1	100.0	45.4	21.1	34.6	12.3	12.3	100.0		
NINE	6677 4.4	5404 3.3	3587 3.3	1817 3.3	1273 4.4	-	1273 7.7	-	-	5172 5.5	1505 6.6	
	100.0	80.9	53.7	27.2	19.1		19.1			77.5	22.5	
TEN OR MORE	1503 1.1	1503 1.1	1129 1.1	1056 2.2	69 2.2	27 2.2	42 2.2	-	27 2.2	1476 2.2	-	
	100.0	100.0	75.1	70.3	4.6	1.8	2.8		1.8	98.2		

Q.1 TOTAL NUMBER OF PEOPLE IN PARTY
BASE: PARTY VISITS
BY PLACE OF RESIDENCE, MODE OF ENTRY

	CANADA				PLACE OF RESIDENCE				OTHER COUNTRY				MODE OF ENTRY			
	TOTAL	TOTAL CANADA	ALBERTA	B.C.	OTHER CANADA	U.S.A.	TOTAL OTHER	JAPAN	WEST GERMANY	ANY PRIVATE VEHICLE	R.V. BUS, TRAIN	SCHEDULED	CHARTER			
TOTAL PARTY VISITS (ACTUAL)	2351	1532	932	346	254	515	302	140	26	1700	74	318	333			
	100.0	65.2	39.6	14.7	10.8	21.9	12.8	6.0	1.1	72.3	3.1	13.5	14.2			
TOTAL PARTY VISITS (WEIGHTED)	1625480	1290604	959154	165436	166014	232759	100987	30341	21407	1471245	46773	66496	87739			
	100.0	79.4	59.0	10.2	10.2	14.3	6.2	1.9	1.3	90.5	2.9	4.1	5.4			
ONE	216982	162472	113480	24501	24490	28396	26114	16000	255	165820	342	29044	22118			
	13.3	12.6	11.8	14.8	14.8	12.2	25.9	52.7	1.2	11.3	.7	43.7	25.2			
	100.0	74.9	52.3	11.3	11.3	13.1	12.0	7.4	.1	76.4	.2	13.4	10.2			
TWO	897435	705777	556961	93358	55458	140021	51490	12720	13790	815008	31864	30887	51541			
	55.2	54.7	58.1	56.4	33.4	60.2	51.0	41.9	64.4	55.4	68.1	46.4	58.7			
	100.0	78.6	62.1	10.4	6.2	15.6	5.7	1.4	1.5	90.8	3.6	3.4	5.7			
THREE	197061	171341	123802	19715	27825	16309	9410	487	4581	188919	1503	3100	5042			
	12.1	13.3	12.9	11.9	16.8	7.0	9.3	1.6	21.4	12.8	3.2	4.7	5.7			
	100.0	86.9	62.8	10.0	14.1	8.3	4.8	.2	2.3	95.9	.8	1.6	2.6			
FOUR	196238	152627	89845	19001	43780	34852	7776	153	565	187932	5443	2739	5567			
	12.1	11.8	9.4	11.5	26.4	15.0	7.7	.5	2.6	12.8	11.6	4.1	6.3			
	100.0	77.8	45.8	9.7	22.3	17.8	4.0	.1	.3	95.8	2.8	1.4	2.8			
FIVE	63955	56187	42883	5667	7637	7321	447	447	-	63131	2060	115	709			
	3.9	4.4	4.5	3.4	4.6	3.1	.4	1.5	4.3	4.3	4.4	.2	.8			
	100.0	87.9	67.1	8.9	11.9	11.4	.7	.7		98.7	3.2	.2	1.1			
SIX	33088	27313	18881	2334	6099	1173	4602	-	2216	32812	2782	14	262			
	2.0	2.1	2.0	1.4	3.7	.5	4.6		10.4	2.2	5.9	*	.3			
	100.0	82.5	57.1	7.1	18.4	3.5	13.9		6.7	99.2	8.4	*	.8			
SEVEN	10015	5538	4619	547	371	3805	673	60	-	9137	1505	431	447			
	.6	.4	.5	.3	.2	1.6	.7	.2		.6	3.2	.6	.5			
	100.0	55.3	46.1	5.5	3.7	38.0	6.7	.6		91.2	15.0	4.3	4.5			
EIGHT	2526	1740	1428	312	-	786	-	-	-	1293	-	-	1233			
	.2	.1	.1	.2		.3				.1			1.4			
	100.0	68.9	56.5	12.3		31.1				51.2			48.8			
NINE	6677	6580	6268	-	312	97	-	-	-	6580	1273	97	-			
	.4	.5	.7	.2	.2	*				.4	2.7	.1				
	100.0	98.6	93.9	4.7	4.7	1.4				98.6	19.1	1.4				

Continued

Q.1 TOTAL NUMBER OF PEOPLE IN PARTY
 BASE: PARTY VISITS
 BY PLACE OF RESIDENCE, MODE OF ENTRY

	=====PLACE OF RESIDENCE=====				=====OTHER COUNTRY=====				=====MODE OF ENTRY=====			
	TOTAL CANADA	ALBERTA	B.C.	OTHER CANADA	U.S.A.	TOTAL OTHER	JAPAN	WEST GERMANY	ANY PRIVATE VEHICLE	R.V. BUS, TRAIN	SCHEDULED	CHARTER
TEN OR MORE	1503 .1 100.0	987 .1 65.7	-	42 * 2.8	-	474 .5 31.5	474 1.6 31.5	-	613 * 40.8	-	69 .1 4.6	821 .9 54.6
AVERAGE	2.51	2.50	2.39	2.86	2.47	2.26	1.69	2.67	2.56	2.98	1.75	2.16

Q.1 TOTAL NUMBER OF PEOPLE IN PARTY

BASE: PARTY VISITS BY PARKS AS MAIN DESTINATION OF ENTIRE TRIP, LENGTH OF STAY, ACCOMMODATION TYPE(S) USED, SEASON

	PARKS MAIN										SEASON			
	TOTAL	YES	NO	SAME-DAY OVERNIGHT	ANY ROOFED	HOTEL, MOTEL, LODGE	ALL OTHER ROOFED	ANY TRAILER, CAMPING	OWN VACATION HOME, VFR	SUMMER	FALL	WINTER	SPRING	
TOTAL PARTY VISITS (ACTUAL)	2351	1325	1016	770	1177	1093	117	380	65	1189	378	390	394	
	100.0	56.4	43.2	32.8	50.1	46.5	5.0	16.2	2.8	50.6	16.1	16.6	16.8	
TOTAL PARTY VISITS (WEIGHTED)	1625480	1019367	603627	690711	934769	634404	62306	210624	57608	611990	180120	593158	240212	
	100.0	62.7	37.1	42.5	57.5	39.0	3.8	13.0	3.5	37.6	11.1	36.5	14.8	
ONE	216982	136989	79278	94948	122034	81590	14344	16470	20114	64127	35107	81533	36215	
	100.0	63.1	36.5	43.8	56.2	37.6	6.6	7.6	9.3	29.6	16.2	37.6	16.7	
TWO	897435	599502	297525	344354	553081	369620	32390	130980	29660	312977	103976	345620	134862	
	100.0	66.8	33.2	38.4	61.6	41.2	3.6	14.6	3.3	34.9	11.6	38.5	15.0	
THREE	197061	109875	86965	118345	78716	51526	7449	19260	2732	88449	19091	62791	26730	
	100.0	55.8	44.1	60.1	39.9	26.1	3.8	9.8	1.4	44.9	9.7	31.9	13.6	
FOUR	196238	107930	87427	67646	128591	93549	7012	32090	212	92164	18331	67693	18050	
	100.0	55.0	44.6	34.5	65.5	47.7	3.6	16.4	.1	47.0	9.3	34.5	9.2	
FIVE	63955	31864	32091	35622	28333	18486	509	8845	493	29143	3565	23320	7927	
	100.0	49.8	50.2	55.7	44.3	28.9	.8	13.8	.8	45.6	5.6	36.5	12.4	
SIX	33088	23165	9923	18120	14969	11436	602	2666	352	13793	-	6799	12497	
	100.0	70.0	30.0	54.8	45.2	34.6	1.8	8.1	1.1	41.7	-	20.5	37.8	
SEVEN	10015	4158	5857	4785	5230	4683	-	-	4044	3599	49	4315	2052	
	100.0	41.5	58.5	47.8	52.2	46.8	-	-	40.4	35.9	.5	43.1	20.5	
EIGHT	2526	1952	312	312	2214	1943	-	271	-	1981	-	544	-	
	100.0	77.3	12.3	12.3	87.7	76.9	-	10.7	-	78.4	-	21.6	-	
NINE	6677	2875	3802	6580	97	97	-	-	-	5075	-	97	1505	
	100.0	43.1	56.9	98.6	1.4	1.4	-	-	-	76.0	-	1.4	22.5	

Continued

Q.1 TOTAL NUMBER OF PEOPLE IN PARTY
 BASE: PARTY VISITS
 BY PARKS AS MAIN DESTINATION OF ENTIRE TRIP, LENGTH OF STAY, ACCOMMODATION TYPE(S) USED, SEASON

TEN OR MORE	PARKS MAIN		==LENGTH OF STAY==		=====ACCOMMODATION TYPE=====				=====SEASON=====			
	TOTAL	DESTINATION	YES	NO	SAME-DAY OVERNIGHT	HOTEL, ALL OTHER TRAILER, ANY OWN		FALL	WINTER	SUMMER	SPRING	
						ANY ROOFED	LODGE					ANY TRAILER, CAMPING HOME, VFR
1503	1056	447	1503	1476	1476	1476	42	-	682	447	374	
.1	.1	.1	.2	.2	.2	.2	*	-	.1	.1	.2	
100.0	70.3	29.7	100.0	98.2	98.2	98.2	2.8	-	45.4	29.7	24.9	
AVERAGE	2.51	2.63	2.59	2.44	2.45	2.48	2.50	2.18	2.69	2.41	2.52	

Q.21 AGE AND SEX OF PARK VISITORS
 BASE: PARTY VISITS *
 BY SPECIFIC PARKS, MAIN PURPOSE OF PARKS VISIT

=====ALBERTA PARKS===== B.C. PARKS=====MAIN PURPOSE OF PARKS VISIT=====

	TOTAL	ANY	BANFF	JASPER	ANY	YOHO	KOOTENAY	BUSINESS	PERSONAL	VACATION, RECREAT'L	
									VAC. HOME	DAY-USE	
TOTAL PARTY VISITS (ACTUAL)	2351	2270	1738	1325	538	343	273	116	224	1624	259
	100.0	96.6	73.9	56.4	22.9	14.6	11.6	4.9	9.5	69.1	11.0
TOTAL PARTY VISITS (WEIGHTED)	1625480	1552155	1284447	604130	305865	175738	174205	99652	166341	964411	272370
	100.0	95.5	79.0	37.2	18.8	10.8	10.7	6.1	10.2	59.3	16.8
TOTAL PARTY MEMBERS	4048690	3865626	3143719	1557071	738931	416520	423424	246907	407527	2427190	657612
	100.0	100.0	100.0	100.0	100.0	100.0	100.0	100.0	100.0	100.0	100.0
	100.0	95.5	77.6	38.5	18.3	10.3	10.5	6.1	10.1	60.0	16.2
0-5 YEARS (2.5)**	167789	159054	117096	68246	30367	15069	16693	2962	14657	101393	39620
	4.1	4.1	3.7	4.4	4.1	3.6	3.9	1.2	3.6	4.2	6.0
	100.0	94.8	69.8	40.7	18.1	9.0	9.9	1.8	8.7	60.4	23.6
6-15 YEARS (10.5)	413641	392975	311004	150586	60008	29843	39632	23939	26128	257908	56328
	10.2	10.2	9.9	9.7	8.1	7.2	9.4	9.7	6.4	10.6	8.6
	100.0	95.0	75.2	36.4	14.5	7.2	9.6	5.8	6.3	62.4	13.6
16-19 YEARS (17.5)	149136	143988	123581	47024	21312	9200	13684	3091	10394	91515	30623
	3.7	3.7	3.9	3.0	2.9	2.2	3.2	1.3	2.6	3.8	4.7
	100.0	96.5	82.9	31.5	14.3	6.2	9.2	2.1	7.0	61.4	20.5
20-24 YEARS (22.0)	302112	290822	230150	94760	28055	9239	20530	7630	60889	151038	61122
	7.5	7.5	7.3	6.1	3.8	2.2	4.8	3.1	14.9	6.2	9.3
	100.0	96.3	76.2	31.4	9.3	3.1	6.8	2.5	20.2	50.0	20.2
25-34 YEARS (29.5)	888485	861498	710281	290802	125145	66847	63269	46638	77340	556043	172079
	21.9	22.3	22.6	18.7	16.9	16.0	14.9	18.9	19.0	22.9	26.2
	100.0	97.0	79.9	32.7	14.1	7.5	7.1	5.2	8.7	62.6	19.4
35-44 YEARS (39.5)	758528	727911	607822	238554	128114	82038	63819	47301	64691	473558	101468
	18.7	18.8	19.3	15.3	17.3	19.7	15.1	19.2	15.9	19.5	15.4
	100.0	96.0	80.1	31.4	16.9	10.8	8.4	6.2	8.5	62.4	13.4
45-54 YEARS (49.5)	533282	505692	413602	235011	129182	82196	69776	40768	61649	297629	85585
	13.2	13.1	13.2	15.1	17.5	19.7	16.5	16.5	15.1	12.3	13.0
	100.0	94.8	77.6	44.1	24.2	15.4	13.1	7.6	11.6	55.8	16.0
55-64 YEARS (59.5)	487414	447897	384658	216140	131243	65440	83651	66241	34624	264874	83442
	12.0	11.6	12.2	13.9	17.8	15.7	19.8	26.8	8.5	10.9	12.7
	100.0	91.9	78.9	44.3	26.9	13.4	17.2	13.6	7.1	54.3	17.1

* BASED ON TOTAL ANSWERING QUESTION 21. - WILL NOT MATCH 'REAL' PERSON VISITOR BASE
 ** (NUMBERS IN PARENTHESIS DENOTE VALUES USED TO CALCULATE AVERAGE)
 Continued

Q.21 AGE AND SEX OF PARK VISITORS
 BASE: PARTY VISITS *
 BY SPECIFIC PARKS, MAIN PURPOSE OF PARKS VISIT

		=====ALBERTA PARKS=====										=====B.C. PARKS=====										=====MAIN PURPOSE OF PARKS VISIT=====																	
		ANY			BANFF			JASPER			ANY			YOHO			KOOTENAY			BUSINESS			PERSONAL			VACATION, RECREAT'L			HOME			DAY-USE							
TOTAL		ANY	BANFF	JASPER	ANY	BANFF	JASPER	ANY	YOHO	KOOTENAY	BUSINESS	PERSONAL	VACATION, RECREAT'L	HOME	DAY-USE																								
65-74 YEARS	(69.5)	239493	230023	175911	145727	63230	42366	36432	8293	42315	154552	16459	5.9	6.0	9.4	8.6	10.2	8.6	3.4	10.4	6.4	6.4	2.5	100.0	96.0	73.5	60.8	26.4	17.7	15.2	3.5	17.7	64.5	6.9					
75 YEARS OR OVER	(75.0)	57533	55822	42341	36047	15363	11587	11232	44	5498	38743	9860	1.4	1.4	2.3	2.1	2.8	2.7	*	1.3	1.6	1.6	1.5	100.0	97.0	73.6	62.7	26.7	20.1	19.5	.1	9.6	67.3	17.1					
REFUSED																																							
NOT STATED		51277	49945	27273	34173	6913	2695	4706		9343	39937	1027	1.3	1.3	.9	2.2	.6	1.1		2.3	1.6	1.6	.2	100.0	97.4	53.2	66.6	13.5	5.3	9.2	18.2	77.9	2.0						
AVERAGE		36.66	36.55	36.74	39.39	41.25	42.78	41.42	41.57	38.01	36.50	34.63	18.28	18.22	17.97	19.64	18.55	19.62	16.80	18.59	18.35	17.71		STANDARD ERROR	.009	.009	.010	.016	.022	.029	.030	.034	.029	.012					
STANDARD DEVIATION																																							
SUMMARY OF AGE																																							
0-15 YEARS		581430	552029	428100	218832	90375	44912	56325	26901	40784	359301	95948	14.4	14.3	13.6	14.1	10.8	13.3	10.9	10.0	14.8	14.8	14.6	100.0	94.9	94.9	73.6	37.6	15.5	7.7	9.7	4.6	7.0	61.8	16.5				
16-24 YEARS		451248	434809	353731	141785	49367	18439	34214	10721	71283	242553	91745	11.1	11.2	11.3	9.1	4.4	8.1	4.3	4.3	17.5	10.0	14.0	100.0	96.4	96.4	78.4	31.4	10.9	4.1	7.6	2.4	15.8	53.8	20.3				
25-34 YEARS		888485	861498	710281	290802	125145	66847	63269	46638	77340	556043	172079	21.9	22.3	22.6	18.7	16.0	14.9	18.9	19.0	22.9	26.2	26.2	100.0	97.0	97.0	79.9	32.7	14.1	7.5	7.1	5.2	8.7	62.6	19.4				
35-54 YEARS		1291810	1233603	1021424	473564	257295	164234	133595	88069	126340	771187	187054	31.9	31.9	32.5	30.4	39.4	31.6	35.7	31.0	31.8	28.4	28.4	100.0	95.5	95.5	79.1	36.7	19.9	12.7	10.3	6.8	9.8	59.7	14.5				

* BASED ON TOTAL ANSWERING QUESTION 21. - WILL NOT MATCH 'REAL' PERSON VISITOR BASE
 ** (NUMBERS IN PARENTHESIS DENOTE VALUES USED TO CALCULATE AVERAGE)
 Continued

Q.21 AGE AND SEX OF PARK VISITORS
 BASE: PARTY VISITS *
 BY SPECIFIC PARKS, MAIN PURPOSE OF PARKS VISIT

	=====ALBERTA PARKS=====				=====B.C. PARKS=====				=====MAIN PURPOSE OF PARKS VISIT=====			
	TOTAL	ANY	BANFF	JASPER	ANY	YOHO	KOOTENAY	BUSINESS	PERSONAL	VACATION,	RECREAT'L	DAY-USE
55 YEARS OR MORE	784440	733742	602910	397914	209836	119393	131315	74578	82437	458169	109761	
	19.4	19.0	19.2	25.6	28.4	28.7	31.0	30.2	20.2	18.9	16.7	
	100.0	93.5	76.9	50.7	26.7	15.2	16.7	9.5	10.5	58.4	14.0	
SEX												
MALE	2026348	1943054	1578147	772187	372194	199790	226346	124220	191098	1217666	330558	
	50.0	50.3	50.2	49.6	50.4	48.0	53.5	50.3	46.9	50.2	50.3	
	100.0	95.9	77.9	38.1	18.4	9.9	11.2	6.1	9.4	60.1	16.3	
FEMALE	1996125	1897688	1547721	767971	361619	215159	193269	122451	211329	1193632	321926	
	49.3	49.1	49.2	49.3	48.9	51.7	45.6	49.6	51.9	49.2	49.0	
	100.0	95.1	77.5	38.5	18.1	10.8	9.7	6.1	10.6	59.8	16.1	
NOT STATED	26216	24884	17852	16913	5118	1571	3809	237	5099	15891	5128	
	.6	.6	.6	1.1	.7	.4	.9	.1	1.3	.7	.8	
	100.0	94.9	68.1	64.5	19.5	6.0	14.5	.9	19.5	60.6	19.6	

* BASED ON TOTAL ANSWERING QUESTION 21. - WILL NOT MATCH 'REAL' PERSON VISITOR BASE
 ** (NUMBERS IN PARENTHESIS DENOTE VALUES USED TO CALCULATE AVERAGE)

Q.21 AGE AND SEX OF PARK VISITORS
 BASE: PARTY VISITS *
 BY PLACE OF RESIDENCE, MODE OF ENTRY

	=====PLACE OF RESIDENCE=====										=====OTHER COUNTRY=====				=====MODE OF ENTRY=====													
	CANADA		ALBERTA		B. C.		OTHER CANADA		U.S.A.		TOTAL OTHER		JAPAN		WEST GERMANY		ANY PRIVATE VEHICLE		SCHEDULED R.V. BUS, TRAIN		CHARTER							
TOTAL PARTY VISITS (ACTUAL)	2351	1532	932	346	254	515	302	140	26	1700	74	318	333	100.0	65.2	39.6	14.7	10.8	21.9	12.8	6.0	1.1	72.3	3.1	13.5	14.2		
TOTAL PARTY VISITS (WEIGHTED)	1625480	1290604	959154	165436	166014	232759	100987	30341	21407	1471245	46773	66496	87739	100.0	79.4	59.0	10.2	10.2	14.3	6.2	1.9	1.3	90.5	2.9	4.1	5.4		
TOTAL PARTY MEMBERS	4048690	3275948	2395698	397323	482926	546581	225030	48878	57134	3750221	136052	115043	183426	100.0	100.0	100.0	100.0	100.0	100.0	100.0	100.0	100.0	100.0	100.0	100.0	100.0	100.0	100.0
0-5 YEARS (2.5)**	167789	147852	87483	19407	40962	10659	9279	-	5330	164863	1738	2402	524	4.1	4.5	3.7	4.9	8.5	2.0	4.1	9.3	4.4	1.3	2.1	1.4	1.4	1.4	1.4
6-15 YEARS (10.5)	413641	364143	286172	35607	42364	35397	14100	-	5107	409792	15875	1569	2280	10.2	11.1	11.9	9.0	8.8	6.5	6.3	8.9	10.9	11.7	1.4	1.4	1.2	1.2	1.2
16-19 YEARS (17.5)	149136	139138	110025	16353	12760	8517	1481	402	131	135675	5423	4196	9265	3.7	4.2	4.6	4.1	2.6	1.6	1.7	1.2	1.2	3.6	4.0	3.6	2.8	2.8	2.8
20-24 YEARS (22.0)	302112	273147	228281	16317	28549	14583	14381	4542	1275	282857	6047	10852	8403	7.5	8.3	9.5	4.1	5.9	2.7	6.4	9.3	2.2	7.5	4.4	9.4	4.6	4.6	4.6
25-34 YEARS (29.5)	888485	768030	590807	71563	105661	48909	71545	23435	15425	814121	21037	35997	38367	100.0	90.4	75.6	5.4	9.4	4.8	8.1	2.6	1.7	93.6	2.0	3.6	2.8	2.8	2.8
35-44 YEARS (39.5)	758528	643860	491349	64638	87873	85694	28974	3259	9132	728386	20057	20336	20336	18.7	19.7	20.5	16.3	18.2	15.7	12.9	6.7	16.0	19.4	14.7	8.5	11.1	11.1	11.1
45-54 YEARS (49.5)	533282	405499	282129	60832	62538	90401	37381	3292	19917	503088	30450	16265	16265	13.2	12.4	11.8	15.3	12.9	16.5	16.6	6.7	34.9	13.4	12.1	12.1	8.9	8.9	8.9
55-64 YEARS (59.5)	487414	318942	217703	50221	51018	142474	25998	5898	465	433155	12112	17260	36998	100.0	65.4	44.7	10.3	10.5	29.2	7.0	3.7	3.7	94.3	5.7	2.6	3.0	3.0	3.0

* BASED ON TOTAL ANSWERING QUESTION 21. - WILL NOT MATCH 'REAL' PERSON VISITOR BASE
 ** (NUMBERS IN PARENTHESIS DENOTE VALUES USED TO CALCULATE AVERAGE)
 Continued



Q.21 AGE AND SEX OF PARK VISITORS
 BASE: PARTY VISITS *
 BY PLACE OF RESIDENCE, MODE OF ENTRY


	=====PLACE OF RESIDENCE=====										=====OTHER COUNTRY=====			=====MODE OF ENTRY=====		
	TOTAL	CANADA		ALBERTA	B.C.	OTHER CANADA	U.S.A.	TOTAL OTHER	JAPAN	WEST GERMANY	ANY PRIVATE VEHICLE	R.V. BUS, TRAIN	SCHEDULED	CHARTER		
65-74 YEARS (69.5)	239493	147455	69226	51224	27005	77972	14066	3489	353	195522	16343	10129	33842			
	5.9	4.5	2.9	12.9	5.6	14.3	6.3	7.1	.6	5.2	12.0	8.8	18.5			
	100.0	61.6	28.9	21.4	11.3	32.6	5.9	1.5	.1	81.6	6.8	4.2	14.1			
75 YEARS OR OVER (75.0)	57533	29946	20553	8582	811	26023	1564	-	-	46183	6970	4685	6664			
	1.4	.9	.9	2.2	.2	4.8	.7	-	-	1.2	5.1	4.1	3.6			
	100.0	52.1	35.7	14.9	1.4	45.2	2.7	-	-	80.3	12.1	8.1	11.6			
REFUSED	-	-	-	-	-	-	-	-	-	-	-	-	-			
NOT STATED	51277	37934	11971	2578	23385	5952	6261	4560	-	36579	-	4216	10482			
	1.3	1.2	.5	.6	4.8	1.1	2.8	9.3	-	1.0	-	3.7	5.7			
	100.0	74.0	23.3	5.0	45.6	11.6	12.2	8.9	-	71.3	-	8.2	20.4			
AVERAGE	36.66	34.67	33.68	40.37	34.94	48.13	37.76	37.99	34.15	36.04	41.88	41.11	47.22			
STANDARD DEVIATION	18.28	17.57	16.71	20.09	18.64	18.58	17.23	14.76	15.90	18.10	19.72	18.17	18.39			
STANDARD ERROR	.009	.010	.011	.032	.027	.025	.037	.070	.067	.009	.053	.055	.044			
SUMMARY OF AGE																
0-15 YEARS	581430	511995	373655	55014	83326	46056	23379	-	10437	574655	17613	3971	2804			
	14.4	15.6	15.6	13.8	17.3	8.4	10.4	-	18.3	15.3	12.9	3.5	1.5			
	100.0	88.1	64.3	9.5	14.3	7.9	4.0	-	1.8	98.8	3.0	.7	.5			
16-24 YEARS	451248	412285	338306	32671	41309	23100	15862	4944	1406	418532	11470	15048	17668			
	11.1	12.6	14.1	8.2	8.6	4.2	7.0	10.1	2.5	11.2	8.4	13.1	9.6			
	100.0	91.4	75.0	7.2	9.2	5.1	3.5	1.1	.3	92.7	2.5	3.3	3.9			
25-34 YEARS	889485	768030	590807	71563	105661	48909	71545	23435	15425	814121	21037	35997	38367			
	21.9	23.4	24.7	18.0	21.9	8.9	31.8	47.9	27.0	21.7	15.5	31.3	20.9			
	100.0	86.4	66.5	8.1	11.9	5.5	8.1	2.6	1.7	91.6	2.4	4.1	4.3			
35-54 YEARS	1291810	1049360	773478	125471	150411	176095	66355	6552	29049	1231474	50507	23736	36601			
	31.9	32.0	32.3	31.6	31.1	32.2	29.5	13.4	50.8	32.8	37.1	20.6	20.0			
	100.0	81.2	59.9	9.7	11.6	13.6	5.1	.5	2.2	95.3	3.9	1.8	2.8			

* BASED ON TOTAL ANSWERING QUESTION 21. - WILL NOT MATCH 'REAL' PERSON VISITOR BASE
 ** (NUMBERS IN PARENTHESIS DENOTE VALUES USED TO CALCULATE AVERAGE)
 Continued

Q.21 AGE AND SEX OF PARK VISITORS
 BASE: PARTY VISITS *
 BY PLACE OF RESIDENCE, MODE OF ENTRY

	=====PLACE OF RESIDENCE=====										=====OTHER COUNTRY=====				=====MODE OF ENTRY=====		
	TOTAL	TOTAL CANADA	ALBERTA	B. C.	OTHER CANADA	U. S. A.	TOTAL OTHER	JAPAN	WEST GERMANY	PRIVATE VEHICLE	R. V. BUS, TRAIN	SCHEDULED	CHARTER				
55 YEARS OR MORE	784440	496344	307481	110027	78835	246469	41627	9388	818	674860	35425	32075	77505				
	19.4	15.2	12.8	27.7	16.3	45.1	18.5	19.2	1.4	18.0	26.0	27.9	42.3				
	100.0	63.3	39.2	14.0	10.0	31.4	5.3	1.2	.1	86.0	4.5	4.1	9.9				
MALE	2026348	1643554	1205024	187531	250998	272116	110678	24026	26127	1888648	63182	56312	81388				
	50.0	50.2	50.3	47.2	52.0	49.8	49.2	49.2	45.7	50.4	46.4	48.9	44.4				
	100.0	81.1	59.5	9.3	12.4	13.4	5.5	1.2	1.3	93.2	3.1	2.8	4.0				
FEMALE	1996125	1615517	1181100	205706	228711	271432	109176	20805	31008	1847495	72359	53293	95337				
	49.3	49.3	49.3	51.8	47.4	49.7	48.5	42.6	54.3	49.3	53.2	46.3	52.0				
	100.0	80.9	59.2	10.3	11.5	13.6	5.5	1.0	1.6	92.6	3.6	2.7	4.8				
NOT STATED	26216	16877	9574	4087	3217	3033	5176	4047	-	14078	511	5437	6701				
	.6	.5	.4	1.0	.7	.6	2.3	8.3		.4	.4	4.7	3.7				
	100.0	64.4	36.5	15.6	12.3	11.6	19.7	15.4		53.7	2.0	20.7	25.6				

* BASED ON TOTAL ANSWERING QUESTION 21. - WILL NOT MATCH 'REAL' PERSON VISITOR BASE
 ** (NUMBERS IN PARENTHESIS DENOTE VALUES USED TO CALCULATE AVERAGE)



Q.21 AGE AND SEX OF PARK VISITORS
 BASE: PARTY VISITS *
 BY PARKS AS MAIN DESTINATION OF ENTIRE TRIP, LENGTH OF STAY, ACCOMMODATION TYPE(S) USED, SEASON

	PARKS MAIN										SEASON			
	TOTAL	YES	NO	SAME-DAY OVERNIGHT	ANY ROOFED	HOTEL, LODGE	MOTEL, ALL OTHER ROOFED	TRAILER, CAMPING	ANY VACATION HOME, VFR	OWN	SUMMER	FALL	WINTER	SPRING
	====DESTINATION====	=====LENGTH OF STAY=====	=====ACCOMMODATION TYPE=====											
TOTAL PARTY VISITS (ACTUAL)	2351	1325	1016	770	1177	1093	117	360	65	1189	378	390	394	
	100.0	56.4	43.2	32.8	50.1	46.5	5.0	16.2	2.8	50.6	16.1	16.6	16.8	
TOTAL PARTY VISITS (WEIGHTED)	1625480	1019367	603627	690711	684884	634404	62306	210624	57608	611990	180120	593158	240212	
	100.0	62.7	37.1	42.5	42.1	39.0	3.8	13.0	3.5	37.6	11.1	36.5	14.8	
TOTAL PARTY MEMBERS	4048690	2475720	1565439	1786494	1652703	1550038	128706	533648	103204	1631640	394690	1423072	599287	
	100.0	100.0	100.0	100.0	100.0	100.0	100.0	100.0	100.0	100.0	100.0	100.0	100.0	
	100.0	61.1	38.7	44.1	40.8	38.3	3.2	13.2	2.5	40.3	9.7	35.1	14.8	
0-5 YEARS	167789	82121	84788	91470	52491	46920	6747	23201	-	73341	15332	45290	33826	
	4.1	3.3	5.4	5.1	3.2	3.0	5.2	4.3	-	4.5	3.9	3.2	5.6	
	100.0	48.9	50.5	54.5	31.3	28.0	4.0	13.8	-	43.7	9.1	27.0	20.2	
6-15 YEARS	413641	244647	167728	202226	124546	117861	6685	82240	2517	227517	16040	130210	39874	
	10.2	9.9	10.7	11.3	7.5	7.6	5.2	15.4	2.4	13.9	4.1	9.1	6.7	
	100.0	59.1	40.5	48.9	30.1	28.5	1.6	19.9	-	55.0	3.9	31.5	9.6	
16-19 YEARS	149136	92775	56099	83066	53755	52269	1485	11722	2367	63515	8139	53519	23963	
	3.7	3.7	3.6	4.6	3.3	3.4	1.2	2.2	2.3	3.9	2.1	3.8	4.0	
	100.0	62.2	37.6	55.7	36.0	35.0	1.0	7.9	1.6	42.6	5.5	35.9	16.1	
20-24 YEARS	302112	198606	103351	140395	98637	92128	9935	35428	30323	96651	35127	119242	51092	
	7.5	8.0	6.6	7.9	6.0	5.9	7.7	6.6	29.4	5.9	8.9	8.4	8.5	
	100.0	65.7	34.2	46.5	32.6	30.5	3.3	11.7	10.0	32.0	11.6	39.5	16.9	
25-34 YEARS	888485	593266	294339	369089	402983	374355	29937	105484	23648	299554	81738	364641	142551	
	21.9	24.0	18.8	20.7	24.4	24.2	23.3	19.8	22.9	18.4	20.7	25.6	23.8	
	100.0	66.8	33.1	41.5	45.4	42.1	3.4	11.9	2.7	33.7	9.2	41.0	16.0	
35-44 YEARS	758528	481885	275543	316796	329266	317326	19427	105050	8787	255451	60671	332282	110124	
	18.7	19.5	17.6	17.7	19.9	20.5	15.1	19.7	8.5	15.7	15.4	23.3	18.4	
	100.0	63.5	36.3	41.8	43.4	41.8	2.6	13.8	1.2	33.7	8.0	43.8	14.5	
45-54 YEARS	533282	313196	219993	259706	193326	176988	21923	65166	21042	225327	46135	172477	89343	
	13.2	12.7	14.1	14.5	11.7	11.4	17.0	12.2	20.4	13.8	11.7	12.1	14.9	
	100.0	58.7	41.3	48.7	36.3	33.2	4.1	12.2	3.9	42.3	8.7	32.3	16.8	
55-64 YEARS	487414	291315	195575	197898	235233	218115	20004	52846	3887	235548	58037	128626	65203	
	12.0	11.8	12.5	11.1	14.2	14.1	15.5	9.9	3.8	14.4	14.7	9.0	10.9	
	100.0	59.8	40.1	40.6	48.3	44.7	4.1	10.8	-	48.3	11.9	26.4	13.4	

* BASED ON TOTAL ANSWERING QUESTION 21. - WILL NOT MATCH 'REAL' PERSON VISITOR BASE
 ** (NUMBERS IN PARENTHESIS DENOTE VALUES USED TO CALCULATE AVERAGE)

Continued

Q.21 AGE AND SEX OF PARK VISITORS

BASE: PARTY VISITS *
BY PARKS AS MAIN DESTINATION OF ENTIRE TRIP, LENGTH OF STAY, ACCOMMODATION TYPE(S) USED, SEASON

	PARKS MAIN										SEASON			
	TOTAL	YES	NO	SAME-DAY	OVERNIGHT	ANY ROOFED	HOTEL, LODGE	MOTEL, ALL OTHER ROOFED	ANY TRAILER, CAMPING	OWN VACATION HOME, VFR	SUMMER	FALL	WINTER	SPRING
65-74 YEARS (69.5)	239493 5.9 100.0	100416 4.1 41.9	137377 8.8 57.4	102169 5.7 42.7	137324 6.1 57.3	90569 5.5 37.8	86889 5.6 36.3	6396 5.0 2.7	40560 7.6 16.9	7975 7.7 3.3	110074 6.7 46.0	56583 14.3 23.6	37810 2.7 15.8	35027 5.8 14.6
75 YEARS OR OVER (75.0)	57533 1.4 100.0	33958 1.4 59.0	23575 1.5 41.0	18017 1.0 31.3	39516 1.7 68.7	27836 1.7 48.4	23124 1.5 40.2	5803 4.5 10.1	10441 2.0 18.1	2577 2.5 4.5	31471 1.9 54.7	12513 3.2 21.7	8365 .6 14.5	5183 .9 9.0
REFUSED	-	-	-	-	-	-	-	-	-	-	-	-	-	-
NOT STATED	51277 1.3 100.0	43533 1.8 84.9	7073 .5 13.8	5663 .3 11.0	45614 2.0 89.0	44062 2.7 85.9	44062 2.8 85.9	364 .3 .7	1512 3.3 2.9	82 .1 .2	13191 .8 25.7	4376 1.1 8.5	30610 2.2 59.7	3101 .5 6.0
AVERAGE	36.66	36.04	37.63	35.59	37.52	38.16	38.11	40.03	35.97	36.85	37.02	42.37	34.74	36.44
STANDARD DEVIATION	18.28	17.39	19.52	18.48	18.07	17.63	17.55	18.69	19.32	16.56	19.69	19.52	15.90	17.80
STANDARD ERROR	.009	.011	.016	.014	.012	.014	.014	.052	.026	.052	.015	.031	.013	.023
SUMMARY OF AGE	-----													
0-15 YEARS	581430 14.4 100.0	326768 13.2 56.2	252516 16.1 43.4	293695 16.4 50.5	287735 12.7 49.5	177037 10.7 30.4	164781 10.6 28.3	13433 10.4 2.3	105441 19.8 18.1	2517 2.4 .4	300858 18.4 51.7	31372 7.9 5.4	175500 12.3 30.2	73700 12.3 12.7
16-24 YEARS	451248 11.1 100.0	291382 11.8 64.6	159450 10.2 35.3	223461 12.5 49.5	227786 10.1 50.5	152392 9.2 33.8	144397 9.3 32.0	11420 8.9 2.5	47149 8.8 10.4	32690 31.7 7.2	160165 9.8 35.5	43266 11.0 9.6	172761 12.1 38.3	75055 12.5 16.6
25-34 YEARS	888485 21.9 100.0	593266 24.0 66.8	294339 18.8 33.1	369089 20.7 41.5	519396 23.0 58.5	402983 24.4 45.4	374355 24.2 42.1	29937 23.3 3.4	105484 19.8 11.9	23648 22.9 2.7	299554 18.4 33.7	81738 20.7 9.2	364641 25.6 41.0	142551 23.8 16.0
35-54 YEARS	1291810 31.9 100.0	795081 32.1 61.5	495536 31.7 38.4	576502 32.3 44.6	715308 31.6 55.4	522593 31.6 40.5	494314 31.9 38.3	41350 32.1 3.2	170215 31.9 13.2	29829 28.9 2.3	480779 29.5 37.2	106805 27.1 8.3	504759 35.5 39.1	199467 33.3 15.4

* BASED ON TOTAL ANSWERING QUESTION 21. - WILL NOT MATCH 'REAL' PERSON VISITOR BASE
** (NUMBERS IN PARENTHESIS DENOTE VALUES USED TO CALCULATE AVERAGE)
Continued

Q.21 AGE AND SEX OF PARK VISITORS
 BASE: PARTY VISITS *
 BY PARKS AS MAIN DESTINATION OF ENTIRE TRIP, LENGTH OF STAY, ACCOMMODATION TYPE(S) USED, SEASON

SEX	PARKS MAIN										SEASON			
	=====DESTINATION=====					=====LENGTH OF STAY=====					=====ACCOMMODATION TYPE=====			
	TOTAL	YES	NO	SAME-DAY	OVERNIGHT	ANY ROOFED	HOTEL, LODGE	HOTEL, ALL OTHER ROOFED	ANY TRAILER, CAMPING	OWN VACATION HOME,VFR	SUMMER	FALL	WINTER	SPRING
55 YEARS OR MORE	784440	425689	356527	318084	466356	353637	328128	32203	103846	14439	377093	127133	174801	105413
	19.4	17.2	22.8	17.8	20.6	21.4	21.2	25.0	19.5	14.0	23.1	32.2	12.3	17.6
	100.0	54.3	45.4	40.5	59.5	45.1	41.8	4.1	13.2	1.8	48.1	16.2	22.3	13.4
MALE	2026348	1239012	783206	907878	1118470	797647	733513	76508	295721	37293	792392	203606	706592	323757
	50.0	50.0	50.0	50.8	49.4	48.3	47.3	59.4	55.4	36.1	48.6	51.6	49.7	54.0
	100.0	61.1	38.7	44.8	55.2	39.4	36.2	3.8	14.6	1.8	39.1	10.0	34.9	16.0
FEMALE	1996125	1214975	778420	867462	1128664	842021	803553	51770	235904	65866	827359	188404	712561	267802
	49.3	49.1	49.7	48.6	49.9	50.9	51.8	40.2	44.2	63.8	50.7	47.7	50.1	44.7
	100.0	60.9	39.0	43.5	56.5	42.2	40.3	2.6	11.8	3.3	41.4	9.4	35.7	13.4
NOT STATED	26216	21733	3813	11155	15061	13035	12972	428	2024	45	11889	2680	3919	7728
	.6	.9	.2	.6	.7	.8	.8	.3	.4	*	.7	.7	.3	1.3
	100.0	82.9	14.5	42.5	57.5	49.7	49.5	1.6	7.7	.2	45.3	10.2	14.9	29.5

* BASED ON TOTAL ANSWERING QUESTION 21. - WILL NOT MATCH 'REAL' PERSON VISITOR BASE
 ** (NUMBERS IN PARENTHESIS DENOTE VALUES USED TO CALCULATE AVERAGE)

	TOTAL ENTRANTS					TOTAL VISITORS							
	ANY	BANFF	JASPER	YOHO	KOOTENAY	TOTAL	ANY	BANFF	JASPER	ANY	YOHO	KOOTENAY	
TOTAL PARTY ENTRANTS (ACTUAL)	3231	3188	2486	1710	1476	1088	582	2351	1738	1325	538	343	273
	100.0	98.7	76.9	52.9	45.7	33.7	18.0	100.0	73.9	56.4	22.9	14.6	11.6
TOTAL PARTY ENTRANTS (WEIGHTED)	2240976	2206812	1893532	772121	1024421	691800	453053	1625480	1284447	604130	305865	175738	174205
	100.0	98.5	84.5	34.5	45.7	30.9	20.2	100.0	79.0	37.2	18.8	10.8	10.7
ANY CANADA	1887036	1858881	1554090	535019	798553	533414	330740	1290604	974543	377632	171806	84210	97935
	84.2	84.2	82.1	69.3	78.0	77.1	73.0	79.4	75.9	62.5	56.2	47.9	56.2
	100.0	98.5	82.4	28.4	42.3	28.3	17.5	100.0	94.6	29.3	13.3	6.5	7.6
BRITISH COLUMBIA	364719	342707	271512	131680	263320	183349	94190	165636	147317	90340	86483	14724	21714
	16.3	15.5	14.3	17.1	25.7	26.5	20.8	10.2	9.5	7.0	14.3	8.4	12.5
	100.0	94.0	74.4	36.1	72.2	50.3	25.8	100.0	89.0	54.6	20.6	8.9	13.1
ALBERTA	1285049	1281774	1075168	310545	422525	250102	211623	959154	745217	220189	113878	50979	70006
	57.3	58.1	56.8	40.2	41.2	36.2	46.7	59.0	58.6	36.4	37.2	29.0	40.2
	100.0	99.7	83.7	24.2	32.9	19.5	16.5	100.0	94.8	77.7	11.9	5.3	7.3
SASKATCHEWAN	99030	97001	85371	37954	56990	49324	13530	55233	54781	45927	22383	9008	1521
	4.4	4.4	4.5	4.9	5.6	7.1	3.0	3.4	3.5	3.6	3.7	3.3	5.1
	100.0	98.0	86.2	38.3	57.5	49.8	13.7	100.0	99.2	83.2	40.5	18.4	2.8
MANITIBA	49451	48612	44275	13133	18695	17332	2844	36257	35418	32389	10150	4198	1363
	2.2	2.2	2.3	1.7	1.8	2.5	.6	2.2	2.3	2.5	1.7	1.8	2.4
	100.0	98.3	89.5	26.6	37.8	35.0	5.8	100.0	97.7	89.3	28.0	11.6	3.8
ONTARIO	62477	62477	52665	26495	25721	22601	7558	50482	39792	23265	5802	3620	2337
	2.8	2.8	2.8	3.4	2.5	3.3	1.7	3.1	3.1	3.9	1.9	2.1	1.3
	100.0	100.0	84.3	42.4	41.2	36.2	12.1	100.0	78.8	46.1	11.5	7.2	4.6
QUEBEC	20919	20919	20153	13953	9625	9030	994	18650	16769	13903	1342	747	994
	.9	.9	1.1	1.8	.9	1.3	.2	1.1	1.3	2.3	.4	.4	.6
	100.0	100.0	96.3	66.7	46.0	43.2	4.8	100.0	89.9	74.5	7.2	4.0	5.3
ATLANTIC PROVINCES	4452	4452	4109	982	839	839	-	4452	4109	982	271	271	-
	.2	.2	.2	.1	.1	.1	.1	.3	.3	.2	.1	.2	-
	100.0	100.0	92.3	22.1	18.8	18.8	-	100.0	92.3	22.1	6.1	6.1	-
YUKON/ NORTHWEST TERRITORIES	940	940	837	277	837	837	-	940	277	277	663	663	-
	*	*	*	*	.1	.1	-	.1	*	*	.2	.4	-
	100.0	100.0	89.0	29.5	89.0	89.0	-	100.0	29.5	29.5	70.5	70.5	-
ANY U.S.A.	250364	244355	238091	159337	172536	121385	96423	232759	211641	149904	97544	67498	56354
	11.2	11.1	12.6	20.6	16.8	17.5	21.3	14.3	16.5	24.8	31.9	38.4	32.3
	100.0	97.6	95.1	63.6	68.9	48.5	38.5	100.0	90.9	64.4	41.9	29.0	24.2

Q.5 PLACE OF RESIDENCE
BASE: PARTY ENTRANTS
BY ENTRANTS/VISITORS TO SPECIFIC PARKS

	TOTAL ENTRANTS										TOTAL VISITORS										
	ALBERTA PARKS					B.C. PARKS					ALBERTA PARKS					B.C. PARKS					
	ANY	BANFF	JASPER	ANY	KOOTENAY	ANY	BANFF	JASPER	ANY	KOOTENAY	ANY	BANFF	JASPER	ANY	KOOTENAY	ANY	BANFF	JASPER	ANY	KOOTENAY	
ANY OTHER COUNTRY	102446	102446	100367	76634	53332	37001	25891	100987	100987	100987	97279	75464	36514	24031	19915						
	4.6	4.6	5.3	9.9	5.2	5.3	5.7	6.2	6.2	6.5	7.6	12.5	11.9	13.7	11.4						
	100.0	100.0	98.0	74.8	52.1	36.1	25.3	100.0	100.0	100.0	96.3	74.7	36.2	23.8	19.7						
U.K. (ENGLAND + OTHER U.K.)	21522	21522	21374	11431	11017	9308	3139	20753	20753	20753	19884	11232	6906	5378	2393						
	1.0	1.0	1.1	1.5	1.1	1.3	1.7	1.3	1.3	1.3	1.5	1.9	2.3	3.1	1.4						
	100.0	100.0	99.3	53.1	51.2	43.2	14.6	100.0	100.0	100.0	95.8	54.1	33.3	25.9	11.5						
JAPAN	30341	30341	30341	24692	4496	3675	1047	30341	30341	30341	30341	24665	3997	3176	1047						
	1.4	1.4	1.6	3.2	.4	.5	.2	1.9	1.9	2.0	2.4	4.1	1.3	1.8	.6						
	100.0	100.0	100.0	81.4	14.8	12.1	3.5	100.0	100.0	100.0	100.0	81.3	13.2	10.5	3.5						
WEST GERMANY	21407	21407	20872	18143	20120	8871	17140	21407	21407	21407	20683	18100	14666	6852	13705						
	1.0	1.0	1.1	2.3	2.0	1.3	3.8	1.3	1.3	1.4	1.6	3.0	4.8	3.9	7.9						
	100.0	100.0	97.5	84.8	94.0	41.4	80.1	100.0	100.0	100.0	96.6	84.6	68.5	32.0	64.0						
SWITZERLAND	4139	4139	4139	3727	1583	1272	312	4139	4139	4139	3176	3104	312	-	312						
	.2	.2	.2	.5	.2	.2	.1	.3	.3	.3	.2	.5	.1	-	.2						
	100.0	100.0	100.0	90.0	38.3	30.7	7.5	100.0	100.0	100.0	76.7	75.0	7.5	-	7.5						
AUSTRALIA	12835	12835	12493	10003	9187	7178	2998	12835	12835	12835	12395	10003	7079	5070	2009						
	.6	.6	.7	1.3	.9	1.0	.7	.8	.8	.8	1.0	1.7	2.3	2.9	1.2						
	100.0	100.0	97.3	77.9	71.6	55.9	23.4	100.0	100.0	100.0	96.6	77.9	55.2	39.5	15.7						
HONG KONG	3831	3831	3831	3831	2690	2690	-	3831	3831	3831	3831	3831	1798	1798	-						
	.2	.2	.2	.5	.3	.4	-	.2	.2	.2	.6	.6	.6	1.0	-						
	100.0	100.0	100.0	100.0	70.2	70.2	-	100.0	100.0	100.0	100.0	100.0	46.9	46.9	-						
REFUSED/ NOT STATED	1130	1130	983	1130	-	-	-	1130	1130	1130	983	1130	-	-	-						
	.1	.1	.1	.1	-	-	-	.1	.1	.1	.1	.2	-	-	-						
	100.0	100.0	87.0	100.0	-	-	-	100.0	100.0	100.0	87.0	100.0	-	-	-						

Q-5 PLACE OF RESIDENCE
 BASE: PARTY ENTRANTS
 BY PASS-THROUGHS TO SPECIFIC PARKS

	=====TOTAL PASS-THROUGHS=====									
	ALBERTA PARKS			B.C. PARKS			YOMO KOOTENAY			
TOTAL	ANY	BANFF	JASPER	ANY	YOMO	KOOTENAY	ANY	YOMO	KOOTENAY	
TOTAL PARTY ENTRANTS (ACTUAL)	880	857	578	343	541	407	541	407	165	
	100.0	97.4	65.7	39.0	61.5	46.3	61.5	46.3	18.8	
TOTAL PARTY ENTRANTS (WEIGHTED)	615496	594806	487344	143796	450833	323839	450833	323839	152684	
	100.0	96.6	79.2	23.4	73.2	52.6	73.2	52.6	24.8	
ANY CANADA	596432	581186	476779	137346	435519	316224	435519	316224	142228	
	96.9	97.7	97.8	95.5	96.6	97.6	96.6	97.6	93.2	
	100.0	97.4	79.9	23.0	73.0	53.0	73.0	53.0	23.8	
BRITISH COLUMBIA	199283	187269	155994	41219	158898	121533	158898	121533	40820	
	32.4	31.5	32.0	28.7	35.2	37.5	35.2	37.5	26.7	
	100.0	94.0	78.3	20.7	79.7	61.0	79.7	61.0	20.5	
ALBERTA	325895	324590	259378	75839	222401	148913	222401	148913	87144	
	52.9	54.6	53.2	52.7	49.3	46.0	49.3	46.0	57.1	
	100.0	99.6	79.6	23.3	68.2	45.7	68.2	45.7	26.7	
SASKATCHEWAN	43796	41869	37567	15389	38108	32263	38108	32263	9522	
	7.1	7.0	7.7	10.7	8.5	10.0	8.5	10.0	6.2	
	100.0	95.6	85.8	35.1	87.0	73.7	87.0	73.7	21.7	
MANITOBA	13194	13194	11699	2010	8038	8038	8038	8038	1481	
	2.1	2.2	2.4	1.4	1.8	2.5	1.8	2.5	1.0	
	100.0	100.0	88.7	15.2	60.9	60.9	60.9	60.9	11.2	
ONTARIO	11995	11995	9872	2889	8074	5477	8074	5477	3260	
	1.9	2.0	2.0	2.0	1.8	1.7	1.8	1.7	2.1	
	100.0	100.0	82.3	24.1	67.3	45.7	67.3	45.7	27.2	
QUEBEC	2269	2269	2269	-	-	-	-	-	-	
	.4	.4	.5	-	-	-	-	-	-	
	100.0	100.0	100.0	-	-	-	-	-	-	
ATLANTIC PROVINCES	-	-	-	-	-	-	-	-	-	
YUKON/ NORTHWEST TERRITORIES	-	-	-	-	-	-	-	-	-	
ANY U.S.-A.	17605	12161	9449	6108	14197	6499	14197	6499	10456	
	2.9	2.0	1.9	4.2	3.1	2.0	3.1	2.0	6.8	
	100.0	69.1	53.7	34.7	80.6	36.9	80.6	36.9	59.4	

Continued

Q.5 PLACE OF RESIDENCE
 BASE: PARTY ENTRANTS
 BY PASS-THROUGHS TO SPECIFIC PARKS

	=====TOTAL PASS-THROUGHS=====				=====B.C. PARKS=====		
	ALBERTA PARKS	BANFF	JASPER	ANY	ANY	YOHO	KOOTENAY
TOTAL	1459	1117	342	1117	1117	1117	-
	.2	.2	.2	.2	.2	.3	
	100.0	100.0	23.5	76.5	76.5	76.5	
U.K. (ENGLAND + OTHER	769	769	-	769	769	769	-
U.K.)	.1	.2		.2	.2	.2	
	100.0	100.0		100.0	100.0	100.0	
JAPAN	-	-	-	-	-	-	-
WEST GERMANY	-	-	-	-	-	-	-
SWITZERLAND	-	-	-	-	-	-	-
AUSTRALIA	-	-	-	-	-	-	-
HONG KONG	-	-	-	-	-	-	-
REFUSED/ NOT STATED	-	-	-	-	-	-	-

Q.5 PLACE OF RESIDENCE
BASE: PERSON ENTRANTS
BY ENTRANTS/VISITORS TO SPECIFIC PARKS

	TOTAL ENTRANTS				TOTAL VISITORS				
	TOTAL	ANY	JASPER	YOHO KOOTENAY	TOTAL	ANY	JASPER	YOHO KOOTENAY	
TOTAL PERSON ENTRANTS (ACTUAL)	3231	3188	1710	1088	582	2351	1738	343	273
	100.0	98.7	52.9	33.7	18.0	100.0	73.9	22.9	11.6
TOTAL PERSON ENTRANTS (WEIGHTED)	5513083	5443278	2490872	1655243	1130851	4084004	3167517	748328	424721
	100.0	98.7	35.9	30.0	20.5	100.0	95.5	18.3	10.4
ANY CANADA	4660583	4602231	1393653	1267736	837407	3276659	2420839	430799	243967
	84.5	84.5	70.3	76.6	74.1	80.2	76.4	64.5	57.6
	100.0	98.7	29.9	27.2	18.0	100.0	94.5	31.5	7.4
BRITISH COLUMBIA	827122	779253	616868	408868	216032	395658	218019	76884	52103
	15.0	14.3	13.3	24.7	19.1	9.7	6.9	10.3	7.7
	100.0	94.2	74.6	49.4	26.1	100.0	90.3	19.4	13.2
ALBERTA	3188767	3182218	2652259	1067305	567019	2405079	1823344	290877	180202
	57.8	58.5	57.2	42.8	50.1	58.9	57.6	37.7	38.9
	100.0	99.8	83.2	33.5	17.8	100.0	94.3	12.1	42.4
SASKATCHEWAN	292652	289558	117244	141653	29749	186215	142548	26277	2772
	5.3	5.3	5.9	7.6	2.6	4.6	4.5	3.5	5.7
	100.0	98.9	40.1	42.8	10.2	100.0	99.6	14.1	12.9
MANITOBA	128072	127233	34043	41461	4848	100875	86652	27111	1887
	2.3	2.3	1.7	2.5	4.4	2.5	2.7	2.1	3.3
	100.0	99.3	26.6	32.4	3.8	100.0	99.2	15.7	1.9
ONTARIO	162222	162222	76281	62244	17431	136159	103111	68905	10961
	2.9	3.0	3.8	3.8	1.5	3.3	3.3	4.3	2.6
	100.0	100.0	47.0	38.4	10.7	100.0	75.7	50.6	8.1
QUEBEC	45380	45380	27933	18125	2328	36305	33855	27883	2328
	8	8	1.4	1.1	2	9	1.1	1.7	4
	100.0	100.0	61.6	39.9	5.1	100.0	93.3	76.8	4.1
ATLANTIC PROVINCES	13995	13995	1963	1678	-	13995	13311	1963	542
	3	3	1	1	-	3	4	1	1
	100.0	100.0	14.0	12.0	-	100.0	95.1	14.0	3.9
YUKON/ NORTHWEST TERRITORIES	2372	2372	383	2163	-	2372	383	1990	1990
	*	*	*	1	-	*	*	*	3
	100.0	100.0	16.1	91.2	-	100.0	16.1	16.1	83.9
ANY U.S.A.	614934	603481	411587	295395	222928	574763	522868	394104	122681
	11.2	11.1	20.8	17.8	19.7	14.1	16.5	24.6	34.5
	100.0	98.1	66.9	48.0	36.3	100.0	99.1	68.6	25.6

Continued

0.5 PLACE OF RESIDENCE
BASE: PERSON ENTRANTS
BY ENTRANTS/VISITORS TO SPECIFIC PARKS

	TOTAL ENTRANTS				TOTAL VISITORS							
	ANY	BANFF	JASPER	TOTAL	ANY	BANFF	JASPER	TOTAL				
ANY OTHER COUNTRY	233339	228340	172258	139707	92112	70516	228355	219877	168502	102577	62592	58073
	4.2	4.3	8.7	5.6	5.6	6.2	5.6	6.9	10.5	13.7	14.7	13.7
	100.0	100.0	73.8	59.9	39.5	30.2	100.0	96.3	73.8	44.9	27.4	25.4
U.K. (ENGLAND + OTHER U.K.)	45152	44856	23063	26200	22635	5814	42232	39491	22864	15756	12701	4174
	.8	1.0	1.2	1.1	1.4	.5	1.0	1.2	1.4	2.1	3.0	1.0
	100.0	100.0	51.1	58.0	50.1	12.9	100.0	93.5	54.1	37.3	30.1	9.9
JAPAN	51473	51473	38418	6881	5606	1840	51473	51473	38391	5898	4623	1840
	.9	1.1	1.9	.3	.3	.2	1.3	1.6	2.4	.8	1.1	.4
	100.0	100.0	74.6	13.4	10.9	3.6	100.0	100.0	74.6	11.5	9.0	3.6
WEST GERMANY	57134	56276	49476	54815	21262	48856	57134	55899	49433	43908	17225	41986
	1.0	1.2	2.5	2.2	1.3	4.3	1.4	1.8	3.1	5.9	4.0	9.9
	100.0	100.0	86.6	95.9	37.2	85.5	100.0	97.8	86.5	76.9	30.1	73.5
SWITZERLAND	8952	8952	8128	3478	2543	935	8952	7025	5946	935	-	935
	.2	.2	.4	.1	.2	.1	.2	.2	.4	.1	-	.2
	100.0	100.0	90.8	38.9	28.4	10.4	100.0	78.5	66.4	10.4	-	10.4
AUSTRALIA	31984	31432	26955	25569	17534	10013	31984	31334	26955	22017	13981	8035
	.6	.7	1.4	1.0	1.1	.9	.8	1.0	1.7	2.9	3.3	1.9
	100.0	100.0	84.3	79.9	54.8	31.3	100.0	98.0	84.3	68.8	43.7	25.1
HONG KONG	15333	15333	15333	13415	13415	-	15333	15333	15333	10787	10787	-
	.3	.3	.8	.5	.8	-	.4	.5	1.0	1.4	2.5	-
	100.0	100.0	100.0	87.5	87.5	-	100.0	100.0	100.0	70.4	70.4	-
REFUSED/ NOT STATED	4227	3933	4227	-	-	-	4227	3933	4227	-	-	-
	.1	.1	.2	-	-	-	.1	.1	.3	-	-	-
	100.0	100.0	100.0	-	-	-	100.0	93.0	100.0	-	-	-

====ALBERTA PARKS====B.C. PARKS====TOTAL VISITORS====B.C. PARKS====


====ALBERTA PARKS====B.C. PARKS====

	TOTAL PASS-THROUGHS									
	TOTAL	ANY	BANFF	JASPER	ANY	B.C. PARKS	YHOHO	KOOTENAY	ANY	YHOHO
TOTAL PERSON ENTRANTS (ACTUAL)	880	857	578	343	541	407	165	18.8		
TOTAL PERSON ENTRANTS (WEIGHTED)	1429079	1387114	1141427	327526	1059794	757315	373142	26.1		
ANY CANADA	1383925	1352847	1113725	314318	1022449	738199	349399	93.6		
	96.8	97.5	97.6	96.0	96.5	97.5	93.6	25.2		
BRITISH COLUMBIA	431464	405887	336637	96863	339925	261954	84386	22.6		
	30.2	29.3	29.5	29.6	32.1	34.6	22.6	19.6		
ALBERTA	783688	781079	633385	170211	554679	365284	235347	63.1		
	54.8	56.3	55.5	52.0	52.3	48.2	63.1	30.0		
SASKATCHEWAN	106437	103546	89972	35563	91476	79786	18857	17.7		
	7.4	7.5	7.9	10.9	8.6	10.5	5.1	17.7		
MANITOBA	27197	27197	23755	4988	19064	19064	2962	10.9		
	1.9	2.0	2.1	1.5	1.8	2.5	.8	10.9		
ONTARIO	26063	26063	20901	6693	17305	12111	7847	2.1		
	1.8	1.9	1.8	2.0	1.6	1.6	2.1	30.1		
QUEBEC	9075	9075	9075	-	-	-	-	-		
	.6	.7	.8	-	-	-	-	-		
ATLANTIC PROVINCES	100.0	100.0	100.0	-	-	-	-	-		
YUKON/ NORTHWEST TERRITORIES	-	-	-	-	-	-	-	-		
ANY U.S.A.	40171	29283	24087	11840	33730	15501	23744	6.4		
	2.8	2.1	2.1	3.6	3.2	2.0	6.4	59.1		
	100.0	72.9	60.0	29.5	84.0	38.6	59.1			

Continued

Q.5 PLACE OF RESIDENCE
 BASE: PERSON ENTRANTS
 BY PASS-THROUGHS TO SPECIFIC PARKS

	=====TOTAL PASS-THROUGHS=====				
	ALBERTA PARKS	B.C. PARKS	ANY	YOHU KOOTENAY	
TOTAL	ANY	BANFF	JASPER	ANY	YOHU KOOTENAY
ANY OTHER COUNTRY	4984	3615	1369	3615	3615
	.3	.4	.4	.3	.5
	100.0	100.0	27.5	72.5	72.5
U.K. (ENGLAND + OTHER	2919	2919	-	2919	2919
U.K.)	.2	.3	-	.3	.4
	100.0	100.0	100.0	100.0	100.0
JAPAN	-	-	-	-	-
WEST GERMANY	-	-	-	-	-
SWITZERLAND	-	-	-	-	-
AUSTRALIA	-	-	-	-	-
HONG KONG	-	-	-	-	-
REFUSED/ NOT STATED	-	-	-	-	-



Q.5 PLACE OF RESIDENCE
BASE: PARTY VISITS
BY SPECIFIC PARKS, MAIN PURPOSE OF PARKS VISIT

	*****ALBERTA PARKS*****				*****B.C. PARKS*****				*****MAIN PURPOSE OF PARKS VISIT*****				*****VACATION, RECREAT'L DAY-USE*****		
	TOTAL	ANY	BANFF	JASPER	ANY	YOHO	KOOTENAY	BUSINESS	PERSONAL	HOME	DAY-USE				
TOTAL PARTY VISITS (ACTUAL)	2351	2270	1738	1325	538	343	273	116	224	1624	259				
	100.0	96.6	73.9	56.4	22.9	14.6	11.6	4.9	9.5	69.1	11.0				
TOTAL PARTY VISITS (WEIGHTED)	1625480	1552155	1284447	604130	305865	175738	174205	99652	166341	964411	272370				
	100.0	95.5	79.0	37.2	18.8	10.8	10.7	6.1	10.2	59.3	16.8				
ANY CANADA	1290604	1220611	974543	377632	171806	84210	97935	83375	155593	679542	268529				
	79.4	78.6	75.9	62.5	56.2	47.9	56.2	83.7	93.5	70.5	98.6				
	100.0	94.6	75.5	29.3	13.3	6.5	7.6	6.5	12.1	52.7	20.8				
BRITISH COLUMBIA	165436	147317	90340	86483	34103	14724	21714	15164	36883	78295	10815				
	10.2	9.5	7.0	14.3	11.1	8.4	12.5	15.2	22.2	8.1	4.0				
	100.0	89.0	54.6	52.3	20.6	8.9	13.1	9.2	22.3	47.3	6.5				
ALBERTA	959154	909235	745217	220189	113878	50979	70006	60454	87999	506031	243895				
	59.0	58.6	58.0	36.4	37.2	29.0	40.2	60.7	52.9	52.5	89.5				
	100.0	94.8	77.7	23.0	11.9	5.3	7.3	6.3	9.2	52.8	25.4				
SASKATCHEWAN	55233	54781	45927	22383	10186	9008	1521	1001	3512	40944	6493				
	3.4	3.5	3.6	3.7	3.3	5.1	.9	1.0	2.1	4.2	2.4				
	100.0	99.2	83.2	40.5	18.4	16.3	2.8	1.8	6.4	74.1	11.8				
MANITOBA	36257	35418	32389	10150	5561	4198	1363	906	14790	14738	623				
	2.2	2.3	2.5	1.7	1.8	2.4	.8	.9	8.9	1.5	.2				
	100.0	97.7	89.3	28.0	15.3	11.6	3.8	2.5	40.8	40.7	1.7				
ONTARIO	50482	50482	39792	23265	5802	3620	2337	5393	11157	27220	4949				
	3.1	3.3	3.1	3.9	1.9	2.1	1.3	5.4	6.7	2.8	1.8				
	100.0	100.0	78.8	46.1	11.5	7.2	4.6	10.7	22.1	53.9	9.8				
QUEBEC	18650	18650	16769	13903	1342	747	994	457	588	9340	-				
	1.1	1.2	1.3	2.3	.4	.4	.6	.5	.4	1.0	-				
	100.0	100.0	89.9	74.5	7.2	4.0	5.3	2.4	3.2	50.1	-				
ATLANTIC PROVINCES	4452	4452	4109	982	271	271	-	-	-	2697	1755				
	.3	.3	.3	.2	.1	.2	-	-	-	.3	.6				
	100.0	100.0	92.3	22.1	6.1	6.1	-	-	-	60.6	39.4				
YUKON/ NORTHWEST TERRITORIES	940	277	-	277	663	663	-	-	663	277	-				
	.1	*	*	*	.2	.4	-	-	.4	*	-				
	100.0	29.5	-	29.5	70.5	70.5	-	-	70.5	29.5	-				
ANY U.S.A.	232759	229426	211641	149904	97544	67498	56354	14750	9219	192797	2961				
	14.3	14.8	16.5	24.8	31.9	38.4	32.3	14.8	5.5	20.0	1.1				
	100.0	98.6	90.9	64.4	41.9	29.0	24.2	6.3	4.0	82.8	1.3				

Continued

0.5 PLACE OF RESIDENCE
 BASE: PARTY VISITS
 BY SPECIFIC PARKS, MAIN PURPOSE OF PARKS VISIT

ANY OTHER COUNTRY	=====ALBERTA PARKS=====				=====B.C. PARKS=====				=====MAIN PURPOSE OF PARKS VISIT=====			
	TOTAL	ANY	BANFF	JASPER	ANY	YOHO	KOOTENAY	BUSINESS	PERSONAL VAC.	HOME	VACATION, RECREAT'L	DAY-USE
100987	100987	97279	75464	36514	24031	19915	1528	1529	90942	880		
6.2	6.5	7.6	12.5	11.9	13.7	11.4	1.5	.9	9.4	.3		
100.0	100.0	96.3	74.7	36.2	23.8	19.7	1.5	1.5	90.1	.9		
20753	20753	19884	11232	6906	5378	2393	-	49	19314	880		
1.3	1.3	1.5	1.9	2.3	3.1	1.4	*	*	2.0	.3		
100.0	100.0	95.8	54.1	33.3	25.9	11.5		.2	93.1	4.2		
30341	30341	30341	24665	3997	3176	1047	514	67	28372	-		
1.9	2.0	2.4	4.1	1.3	1.8	.6	.5	*	2.9			
100.0	100.0	100.0	81.3	13.2	10.5	3.5	1.7	.2	93.5			
21407	21407	20683	18100	14666	6852	13705	1014	565	16040	-		
1.3	1.4	1.6	3.0	4.8	3.9	7.9	1.0	.3	1.7			
100.0	100.0	96.6	84.6	68.5	32.0	64.0	4.7	2.6	74.9			
4139	4139	3176	3104	312	-	312	-	-	4139	-		
.3	.3	.2	.5	.1		.2			.4			
100.0	100.0	76.7	75.0	7.5		7.5			100.0			
12835	12835	12395	10003	7079	5070	2009	-	98	12704	-		
.8	.8	1.0	1.7	2.3	2.9	1.2		.1	1.3			
100.0	100.0	96.6	77.9	55.2	39.5	15.7		.8	99.0			
3831	3831	3831	3831	1798	1798	-	-	-	3831	-		
.2	.2	.3	.6	.6	1.0				.4			
100.0	100.0	100.0	100.0	46.9	46.9				100.0			
1130	1130	983	1130	-	-	-	-	-	1130	-		
.1	.1	.1	.2						.1			
100.0	100.0	87.0	100.0						100.0			

REFUSED/ NOT STATED

Q.5 PLACE OF RESIDENCE
 BASE: PARTY VISITS
 BY PLACE OF RESIDENCE, MODE OF ENTRY

	=====PLACE OF RESIDENCE=====										=====MODE OF ENTRY=====			
	TOTAL	CANADA		ALBERTA	B.C.	OTHER CANADA	U.S.A.	TOTAL OTHER	JAPAN	WEST GERMANY	ANY PRIVATE VEHICLE	R.V. BUS, TRAIN	SCHEDULED	CHARTER
TOTAL PARTY VISITS (ACTUAL)	2351	1532	932	346	254	515	302	140	26	1700	74	318	333	
	100.0	65.2	39.6	14.7	10.8	21.9	12.8	6.0	1.1	72.3	3.1	13.5	14.2	
TOTAL PARTY VISITS (WEIGHTED)	1625480	1290604	959154	165436	166014	232759	100987	30341	21407	1471245	46773	66496	87739	
	100.0	79.4	59.0	10.2	10.2	14.3	6.2	1.9	1.3	90.5	2.9	4.1	5.4	
ANY CANADA	1290604	1290604	959154	165436	166014	-	-	-	-	1244658	21196	26470	19476	
	79.4	100.0	100.0	100.0	100.0	-	-	-	-	84.6	45.3	39.8	22.2	
	100.0	100.0	74.3	12.8	12.9	-	-	-	-	96.4	1.6	2.1	1.5	
BRITISH COLUMBIA	165436	165436	-	165436	-	-	-	-	-	161035	2692	4140	262	
	10.2	12.8	-	100.0	-	-	-	-	-	10.9	5.8	6.2	.3	
	100.0	100.0	-	100.0	-	-	-	-	-	97.3	1.6	2.5	.2	
ALBERTA	959154	959154	959154	-	-	-	-	-	-	933489	17140	11909	13756	
	59.0	74.3	100.0	-	-	-	-	-	-	63.4	36.6	17.9	15.7	
	100.0	100.0	100.0	-	-	-	-	-	-	97.3	1.8	1.2	1.4	
SASKATCHEWAN	55233	55233	-	-	55233	-	-	-	-	53013	874	952	1268	
	3.4	4.3	-	-	33.3	-	-	-	-	3.6	1.9	1.4	1.4	
	100.0	100.0	-	-	100.0	-	-	-	-	96.0	1.6	1.7	2.3	
MANITOBA	36257	36257	-	-	36257	-	-	-	-	31594	-	1258	3405	
	2.2	2.8	-	-	21.8	-	-	-	-	2.1	-	1.9	3.9	
	100.0	100.0	-	-	100.0	-	-	-	-	87.1	-	3.5	9.4	
ONTARIO	50482	50482	-	-	50482	-	-	-	-	45749	308	3947	786	
	3.1	3.9	-	-	30.4	-	-	-	-	3.1	.7	5.9	.9	
	100.0	100.0	-	-	100.0	-	-	-	-	90.6	.6	7.8	1.6	
QUEBEC	18650	18650	-	-	18650	-	-	-	-	14758	-	3892	-	
	1.1	1.4	-	-	11.2	-	-	-	-	1.0	-	5.9	-	
	100.0	100.0	-	-	100.0	-	-	-	-	79.1	-	20.9	-	
ATLANTIC PROVINCES	4452	4452	-	-	4452	-	-	-	-	4080	182	371	-	
	.3	.3	-	-	2.7	-	-	-	-	.3	.4	.6	-	
	100.0	100.0	-	-	100.0	-	-	-	-	91.7	4.1	8.3	-	
YUKON/ NORTHWEST TERRITORIES	940	940	-	-	940	-	-	-	-	940	-	-	-	
	.1	.1	-	-	.6	-	-	-	-	.1	-	-	-	
	100.0	100.0	-	-	100.0	-	-	-	-	100.0	-	-	-	

Continued

Q.5 PLACE OF RESIDENCE
 BASE: PARTY VISITS
 BY PLACE OF RESIDENCE, MODE OF ENTRY

	PLACE OF RESIDENCE				OTHER COUNTRY			MODE OF ENTRY			
	TOTAL CANADA	ALBERTA	B.C.	OTHER CANADA	U.S.A.	TOTAL OTHER	JAPAN	WEST GERMANY	ANY PRIVATE VEHICLE	R.V. BUS, TRAIN	CHARTER
ANY U.S.A.	232759	-	-	-	232759	-	-	-	179048	18025	35219
	14.3				100.0				12.2	38.5	40.1
	100.0				100.0				76.9	7.7	15.1
ANY OTHER COUNTRY	100987	-	-	-	-	100987	30341	21407	46410	7551	33044
	6.2				-	100.0	100.0	100.0	3.2	16.1	37.7
	100.0				-	100.0	30.0	21.2	46.0	7.5	32.7
U.K. (ENGLAND + OTHER U.K.)	20753	-	-	-	-	20753	-	-	9264	2464	3292
	1.3				-	20.6	-	-	.6	5.3	3.8
	100.0				-	100.0	-	-	44.6	11.9	15.9
JAPAN	30341	-	-	-	-	30341	30341	-	-	-	26832
	1.9				-	30.0	100.0	-	-	-	30.6
	100.0				-	100.0	100.0	-	-	-	88.4
WEST GERMANY	21407	-	-	-	-	21407	-	21407	20443	4675	964
	1.3				-	21.2	-	100.0	1.4	10.0	1.4
	100.0				-	100.0	-	100.0	95.5	21.8	4.5
SWITZERLAND	4139	-	-	-	-	4139	-	-	3763	-	115
	.3				-	4.1	-	-	.3	-	.2
	100.0				-	100.0	-	-	90.9	-	2.8
AUSTRALIA	12835	-	-	-	-	12835	-	-	4914	-	5489
	.8				-	12.7	-	-	.3	-	2.8
	100.0				-	100.0	-	-	38.3	-	42.8
HONG KONG	3831	-	-	-	-	3831	-	-	2641	-	1190
	.2				-	3.8	-	-	.2	-	1.8
	100.0				-	100.0	-	-	68.9	-	31.1
REFUSED/ NOT STATED	1130	-	-	-	-	-	-	-	1130	-	-
	.1				-	-	-	-	.1	-	-
	100.0				-	-	-	-	100.0	-	-

G.5 PLACE OF RESIDENCE
 BASE: PARTY VISITS
 BY PARKS AS MAIN DESTINATION OF ENTIRE TRIP, LENGTH OF STAY, ACCOMMODATION TYPE(S) USED, SEASON

	PARKS MAIN										SEASON										
	=====DESTINATION=====		=====LENGTH OF STAY=====				=====ACCOMMODATION TYPE=====				=====HOTEL, TRAILER, ANY OWN		=====SUMMER=====		=====FALL=====		=====WINTER=====		=====SPRING=====		
TOTAL	YES	NO	SAME-DAY	OVERNIGHT	ANY ROOFED	HOTEL, LODGE	ALL OTHER ROOFED	TRAILER, CAMPING	ANY VACATION HOME, VFR	SUMMER	FALL	WINTER	SPRING								
TOTAL PARTY VISITS (ACTUAL)	2351	1325	1016	770	1581	1177	1093	117	380	65	378	390	394								
	100.0	56.4	43.2	32.8	67.2	50.1	46.5	5.0	16.2	2.8	16.1	16.6	16.8								
TOTAL PARTY VISITS (WEIGHTED)	1625480	1019367	603627	690711	934769	684884	634404	62306	210624	57608	180120	593158	240212								
	100.0	62.7	37.1	42.5	57.5	42.1	39.0	3.8	13.0	3.5	11.1	36.5	14.8								
ANY CANADA	1290604	818866	470184	643214	647390	464502	429255	37343	141494	53989	131993	556387	194335								
	79.4	80.3	77.9	93.1	69.3	67.8	67.7	59.9	67.2	93.7	73.3	93.8	80.9								
	100.0	63.4	36.4	49.8	50.2	36.0	33.3	2.9	11.0	4.2	10.2	43.1	15.1								
BRITISH COLUMBIA	165436	41627	123809	97104	68333	36856	33834	3345	23698	8787	29736	37128	29755								
	10.2	4.1	20.5	14.1	7.3	5.4	5.3	5.4	11.3	15.3	16.5	6.3	12.4								
	100.0	25.2	74.8	58.7	41.3	22.3	20.5	2.0	14.3	5.3	18.0	22.4	18.0								
ALBERTA	959154	704293	253570	479838	479316	356485	330648	26754	88364	42973	82726	466580	141915								
	59.0	69.1	42.0	69.5	51.3	52.1	52.1	42.9	42.0	74.6	45.9	78.7	59.1								
	100.0	73.4	26.4	50.0	50.0	37.2	34.5	2.8	9.2	4.5	8.6	48.6	14.8								
SASKATCHEWAN	55233	34255	20979	18581	36653	19571	19571	257	17807	766	5015	11996	9288								
	3.4	3.4	3.5	2.7	3.9	2.9	3.1	.4	8.5	1.3	2.8	2.0	3.9								
	100.0	62.0	38.0	33.6	66.4	35.4	35.4	.5	32.2	1.4	9.1	21.7	16.8								
MANITOBA	36257	14450	21545	17670	18587	16370	11614	4968	2217	.-	2804	21410	2083								
	2.2	1.4	3.6	2.6	2.0	2.4	1.8	8.0	1.1	1.6	1.6	3.6	.9								
	100.0	39.9	59.4	48.7	51.3	45.2	32.0	13.7	6.1	27.5	7.7	59.1	5.7								
ONTARIO	50482	17685	32797	24942	25540	19471	17841	2019	6055	1215	9381	8019	6504								
	3.1	1.7	5.4	3.6	2.7	2.8	2.8	3.2	2.9	2.1	5.2	1.4	2.7								
	100.0	35.0	65.0	49.4	50.6	38.6	35.3	4.0	12.0	2.4	18.6	15.9	12.9								
QUEBEC	18650	4760	13890	2662	15988	13338	13338	.-	2790	247	1140	9816	4196								
	1.1	.5	2.3	.4	1.7	1.9	2.1	1.3	1.3	.4	.6	1.7	1.7								
	100.0	25.5	74.5	14.3	85.7	71.5	71.5	15.0	15.0	1.3	6.1	52.6	22.5								
ATLANTIC PROVINCES	4452	1520	2931	1755	2697	2134	2134	.-	563	.-	529	1334	419								
	.3	.1	.5	.3	.3	.3	.3	.-	.3	.-	.3	.2	.2								
	100.0	36.2	65.8	39.4	60.6	47.9	47.9	12.7	12.7	48.7	11.9	30.0	9.4								
YUKON/ NORTHWEST TERRITORIES	940	277	663	663	277	277	277	.-	.-	.-	663	104	174								
	.1	*	.1	.1	*	*	*	.-	.-	.-	.4	.4	*								
	100.0	29.5	70.5	70.5	29.5	29.5	29.5	29.5	29.5	70.5	70.5	11.0	18.5								

Continued

Q.5 PLACE OF RESIDENCE
 BASE: PARTY VISITS
 BY PARKS AS MAIN DESTINATION OF ENTIRE TRIP, LENGTH OF STAY, ACCOMMODATION TYPE(S) USED, SEASON

	====DESTINATION====				==LENGTH OF STAY==				=====ACCOMMODATION TYPE=====							=====SEASON=====			
	TOTAL	YES	NO	SAME-DAY OVERNIGHT	ANY ROOFED	HOTEL, LODGE	ALL OTHER ROOFED	TRAILER, CAMPING	ANY VACATION HOME, VFR	SUMMER	FALL	WINTER	SPRING	OWN	SUMMER	FALL	WINTER	SPRING	
ANY U.S.A.	232759	138892	93605	43784	188974	144695	137821	15901	49677	3610	161125	26904	26760	17969	26904	149	45	75	
	14.3	13.6	15.5	6.3	20.2	21.1	21.7	25.5	23.6	6.3	26.3	14.9	4.5	7.5	14.9		4.5		
	100.0	59.7	40.2	18.8	81.2	62.2	59.2	6.8	21.3	1.6	69.2	11.6	11.5	7.7	11.6		11.5		
ANY OTHER COUNTRY	100987	60626	39837	35666	97421	75688	67328	9062	18469	9	41847	21222	10011	27908	21222		10011		
	6.2	5.9	6.6	5	10.4	11.1	10.6	14.5	8.8	*	6.8	11.8	1.7	11.6	11.8		1.7		
	100.0	60.0	39.4	3.5	96.5	74.9	66.7	9.0	18.3	*	41.4	21.0	9.9	27.6	21.0		9.9		
U.K. (ENGLAND + OTHER U.K.)	20753	11539	9214	1593	19161	14634	10230	4403	5459	-	6340	4716	3339	6358	4716		3339		
	1.3	1.1	1.5	2	2.0	2.1	1.6	7.1	2.6	-	1.0	2.6	.6	2.6	2.6		.6		
	100.0	55.6	44.4	7.7	92.3	70.5	49.3	21.2	26.3	-	30.5	22.7	16.1	30.6	22.7		16.1		
JAPAN	30341	23006	7073	531	29810	29402	28974	512	218	-	11215	6046	5407	7673	6046		5407		
	1.9	2.3	1.2	1.1	3.2	4.3	4.6	.8	.1	-	1.8	3.4	.9	3.2	3.4		.9		
	100.0	75.8	23.3	1.7	98.3	96.9	95.5	1.7	.7	-	37.0	19.9	17.8	25.3	19.9		17.8		
WEST GERMANY	21407	14308	7099	204	21202	11078	10990	87	5810	-	10510	113	-	10785	113		-		
	1.3	1.4	1.2	*	2.3	1.6	1.7	.1	2.8	-	1.7	.1	-	4.5	.1		-		
	100.0	66.8	33.2	1.0	99.0	51.7	51.3	.4	27.1	-	49.1	.5	-	50.4	.5		-		
SWITZERLAND	4139	1878	2261	-	4139	689	678	11	3451	-	3176	964	-	-	964		-		
	.3	.2	.4	.4	.4	.1	.1	*	1.6	-	.5	.5	-	-	.5		-		
	100.0	45.4	54.6	100.0	100.0	16.6	16.4	.3	83.4	-	76.7	23.3	-	-	23.3		-		
AUSTRALIA	12835	6021	6552	144	12691	10682	8753	2184	2009	9	4312	6351	574	1598	6351		574		
	.8	.6	1.1	*	1.4	1.6	1.4	3.5	1.0	*	3.7	3.5	.1	.7	3.5		.1		
	100.0	46.9	51.0	1.1	98.9	83.2	68.2	17.0	15.7	.1	33.6	49.5	4.5	12.4	49.5		4.5		
HONG KONG	3831	826	3005	-	3831	3831	3831	364	-	-	3005	826	-	-	826		-		
	.2	.1	.5	-	.4	.6	.6	.6	-	-	.5	.5	-	-	.5		-		
	100.0	21.6	78.4	100.0	100.0	100.0	100.0	9.5	9.5	-	78.4	21.6	-	-	21.6		-		
REFUSED/ NOT STATED	1130	983	-	147	983	-	-	-	983	-	1130	-	-	-	-		-		
	.1	.1	-	*	.1	-	-	-	.5	-	.2	-	-	-	-		-		
	100.0	87.0	-	13.0	87.0	-	-	-	87.0	-	100.0	-	-	-	-		-		

Q.5 PLACE OF RESIDENCE
 BASE: PARTY VISITS
 BY TYPE OF EXPENDITURE, OVERALL RATING OF PARKS VISIT

	=====PARTY EXPENDITURE=====				=====OVERALL RATING=====			
	TOTAL PARTY VISITS (ACTUAL)	DIRECT EXPENDITURE ONLY	ANY PRE- PAID EXP- ENDITURE	PREPAID PACKAGE	EXCELLENT	VERY GOOD	GOOD, FAIR	POOR
TOTAL PARTY VISITS	2351	1818	464	383	1210	688	358	
(WEIGHTED)	100.0	77.3	19.7	16.3	51.5	29.3	15.2	
TOTAL PARTY VISITS	1625480	1346369	227809	125621	736009	558266	276200	
(WEIGHTED)	100.0	82.8	14.0	7.7	45.3	34.3	17.0	
ANY CANADA	1290604	1119376	131501	52060	533567	459905	247833	
	79.4	83.1	57.7	41.4	72.5	82.4	89.7	
	100.0	86.7	10.2	4.0	41.3	35.6	19.2	
BRITISH COLUMBIA	165436	152749	5339	3325	65355	49974	36333	
	10.2	11.3	2.3	2.6	8.9	9.0	13.2	
	100.0	92.3	3.2	2.0	39.5	30.2	22.0	
ALBERTA	959154	819445	110527	33099	385605	363018	178387	
	59.0	60.9	48.5	26.3	52.4	65.0	64.6	
	100.0	85.4	11.5	3.5	40.2	37.8	18.6	
SASKATCHEWAN	55233	53492	1078	1078	26072	13574	14987	
	3.4	4.0	.5	.9	3.5	2.4	5.4	
	100.0	96.8	2.0	2.0	47.2	24.6	27.1	
MANITOBA	36257	32857	3400	3400	15661	18087	1670	
	2.2	2.4	1.5	2.7	2.1	3.2	.6	
	100.0	90.6	9.4	9.4	43.2	49.9	4.6	
ONTARIO	50482	44168	6314	6314	33058	5064	10461	
	3.1	3.3	2.8	5.0	4.5	.9	3.8	
	100.0	87.5	12.5	12.5	65.5	10.0	20.7	
QUEBEC	18650	12607	3880	3880	5795	7481	5331	
	1.1	.9	1.7	3.1	.8	1.3	1.9	
	100.0	67.6	20.8	20.8	31.1	40.1	28.6	
ATLANTIC PROVINCES	4452	3118	962	962	2021	2431		
	.3	.2	.4	.8	.3	.4		
	100.0	70.0	21.6	21.6	45.4	54.6		
YUKON/ NORTHWEST TERRITORIES	940	940				277	663	
	.1	.1				*	.2	
	100.0	100.0				29.5	70.5	

Continued

Q.5 PLACE OF RESIDENCE
 BASE: PARTY VISITS
 BY TYPE OF EXPENDITURE, OVERALL RATING OF PARKS VISIT

=====PARTY EXPENDITURE===== OVERALL RATING=====

DIRECT ANY PRE-
 EXPENDI- PAID EXP- PREPAID
 TURE ONLY ENDITURE PACKAGE EXCELLENT VERY GOOD , FAIR
 , POOR

	TOTAL	DIRECT TURE ONLY	ANY PRE- PAID EXP-	PREPAID PACKAGE	EXCELLENT	VERY GOOD	GOOD, FAIR	, POOR
ANY U.S.A.	232759	164774	64602	46198	147861	68874	15459	
	14.3	12.2	28.4	36.8	20.1	12.0	5.6	
	100.0	70.8	27.8	19.8	63.5	28.7	6.6	
ANY OTHER COUNTRY	100987	61088	31706	27363	54581	31486	12908	
	6.2	4.5	13.9	21.8	7.4	5.6	4.7	
	100.0	60.5	31.4	27.1	54.0	31.2	12.8	
U.K. (ENGLAND + OTHER U.K.)	20753	14046	6087	3346	13192	4485	2815	
	1.3	1.0	2.7	2.7	1.8	.8	1.0	
	100.0	67.7	29.3	16.1	63.6	21.6	13.6	
JAPAN	30341	9566	15542	15505	17394	9669	2226	
	1.9	.7	6.8	12.3	2.4	1.7	.8	
	100.0	31.5	51.2	51.1	57.3	31.9	7.3	
WEST GERMANY	21407	20071	-	-	8259	8187	4961	
	1.3	1.5			1.1	1.5	1.8	
	100.0	93.8			38.6	38.2	23.2	
SWITZERLAND	4139	3878	262	262	273	2179	1688	
	.3	.3	.1	.2	*	.4	.6	
	100.0	93.7	6.3	6.3	6.6	52.6	40.8	
AUSTRALIA	12835	5617	6579	5015	10317	1765	491	
	.8	.4	2.9	4.0	1.4	.3	.2	
	100.0	43.8	51.3	39.1	80.4	13.8	3.8	
HONG KONG	3831	892	2575	2575	892	2575	-	
	.2	.1	1.1	2.0	.1	.5		
	100.0	23.3	67.2	67.2	23.3	67.2		
REFUSED/ NOT STATED	1130	1130	-	-	-	-	-	
	.1	.1						
	100.0	100.0						

Q-5 PLACE OF RESIDENCE
 BASE: PERSON VISITORS
 BY SPECIFIC PARKS, MAIN PURPOSE OF PARKS VISIT

	=====ALBERTA PARKS=====										=====B.C. PARKS=====										=====MAIN PURPOSE OF PARKS VISIT=====									
	TOTAL	ANY	BANFF	JASPER	ANY	YOHO	KOOTENAY	BUSINESS	PERSONAL	VAC.	RECREAT'L	TOTAL	ANY	YOHO	KOOTENAY	BUSINESS	PERSONAL	VAC.	RECREAT'L	TOTAL	ANY	YOHO	KOOTENAY	BUSINESS	PERSONAL	VAC.	RECREAT'L			
TOTAL PERSON VISITORS	2351	2270	1738	1325	538	343	273	116	224	1624	259																			
(ACTUAL)	100.0	96.6	73.9	56.4	22.9	14.6	11.6	4.9	9.5	69.1	11.0																			
TOTAL PERSON VISITORS (WEIGHTED)	4084.004	3898.614	3167.517	1598.918	748.328	425.601	424.721	249.161	425.934	2437.324	664.556																			
ANY CANADA	3276.659	3096.705	2420.839	1032.085	430.799	215.982	243.967	204.119	377.769	1776.034	654.605																			
	80.2	79.4	76.4	64.5	57.6	50.7	57.4	81.9	88.7	72.9	98.5																			
	100.0	94.5	73.9	51.5	13.1	6.6	7.4	6.2	11.5	54.2	20.0																			
BRITISH COLUMBIA	395.658	357.318	218.019	221.193	76.884	32.875	52.103	31.374	83.753	198.398	286.07																			
	9.7	9.2	6.9	13.8	10.3	7.7	12.3	12.6	19.7	8.1	4.3																			
	100.0	90.3	55.1	55.9	19.4	8.3	13.2	7.9	21.2	50.1	7.2																			
ALBERTA	2405.079	2267.035	1823.344	603.328	290.877	130.065	180.202	150.764	199.502	1300.707	591.810																			
	58.9	58.1	57.6	37.7	38.9	30.6	42.4	60.5	46.8	53.4	89.1																			
	100.0	94.3	75.8	25.1	12.1	5.4	7.5	6.3	8.3	54.1	24.6																			
SASKATCHEWAN	186.215	185.475	142.548	81.318	26.277	24.062	27.72	44.42	7.783	14.642	18.311																			
	4.6	4.8	4.5	5.1	3.5	5.7	7	1.8	1.8	6.0	2.8																			
	100.0	99.6	76.6	43.7	14.1	12.9	1.5	2.4	4.2	78.6	9.8																			
MANITOBA	1008.75	1000.36	86.652	271.11	15.881	13.995	18.87	27.19	45.265	33.142	15.16																			
	2.5	2.6	2.7	1.7	2.1	3.3	4	1.1	10.6	1.4	2																			
	100.0	99.2	85.9	26.9	15.7	13.9	1.9	2.7	44.9	32.9	1.5																			
ONTARIO	136.159	136.159	103.111	68.905	15.324	10.961	4.675	14.304	38.169	7.0914	9.594																			
	3.3	3.5	3.3	4.3	2.0	2.6	1.1	5.7	9.0	2.9	1.4																			
	100.0	100.0	75.7	50.6	11.3	8.1	3.4	10.5	28.0	52.1	7.0																			
QUEBEC	363.05	363.05	338.55	278.83	30.24	14.94	23.28	5.15	13.08	16.836	-																			
	9	9	1.1	1.7	4	4	5	2	3	7	-																			
	100.0	100.0	93.3	76.8	8.3	4.1	6.4	1.4	3.6	46.4	-																			
ATLANTIC PROVINCES	13.995	13.995	13.311	19.63	54.2	54.2	-	-	-	9.228	4.767																			
	3	4	4	1	1	1	-	-	-	4	7																			
	100.0	100.0	95.1	14.0	3.9	3.9	-	-	-	65.9	34.1																			
YUKON/ NORTHWEST TERRITORIES	23.72	383	-	383	1990	1990	-	-	1990	383	-																			
	1	*	*	*	3	5	-	-	5	*	-																			
	100.0	16.1	16.1	16.1	83.9	83.9	-	-	83.9	16.1	-																			
ANY U.S.A.	574.763	569.327	522.868	394.104	214.953	14.7027	122.681	42.142	40.731	45.1746	8.191																			
	14.1	14.6	16.5	24.6	28.7	34.5	28.9	16.9	7.1	18.5	1.2																			
	100.0	99.1	91.0	68.6	37.4	25.6	21.3	7.3	7.1	78.6	1.4																			

Q.5 PLACE OF RESIDENCE
 BASE: PERSON VISITORS
 BY SPECIFIC PARKS, MAIN PURPOSE OF PARKS VISIT

	=====ALBERTA PARKS=====										=====B.C. PARKS=====										=====MAIN PURPOSE OF PARKS VISIT=====												
	TOTAL	ANY	BANFF	JASPER	ANY	YOHO	KOOTENAY	BUSINESS	PERSONAL	VACATION, RECREAT'L	TOTAL	ANY	BANFF	JASPER	ANY	YOHO	KOOTENAY	BUSINESS	PERSONAL	VACATION, RECREAT'L	TOTAL	ANY	BANFF	JASPER	ANY	YOHO	KOOTENAY	BUSINESS	PERSONAL	VACATION, RECREAT'L	DAY-USE		
ANY OTHER COUNTRY	228355	228355	219877	168502	102577	62592	58073	2900	7434	205316	1760	5.6	5.9	6.9	10.5	13.7	14.7	13.7	1.2	1.7	8.4	.3	100.0	100.0	96.3	73.8	44.9	27.4	25.4	3.3	89.9	.8	
U.K. (ENGLAND + OTHER U.K.)	42232	42232	39491	22864	15756	12701	4174	-	49	39420	1760	1.0	1.1	1.2	1.4	2.1	3.0	1.0	*	1.6	.3	100.0	100.0	93.5	54.1	37.3	30.1	9.9	.1	93.3	4.2		
JAPAN	51473	51473	51473	38391	5898	4623	1840	872	431	48588	-	1.3	1.6	2.4	.8	1.1	.4	.3	.1	2.0	-	100.0	100.0	100.0	74.6	11.5	9.0	3.6	1.7	.8	94.4	-	
WEST GERMANY	57134	57134	55899	49433	43908	17225	41986	2028	2261	45271	-	1.4	1.5	3.1	5.9	4.0	9.9	.8	.5	1.9	-	100.0	100.0	97.8	86.5	76.9	30.1	73.5	3.5	4.0	79.2	-	
SWITZERLAND	8952	8952	7025	5966	935	-	935	-	-	8952	-	.2	.2	.4	.1	.2	.2	.4	-	.4	-	100.0	100.0	100.0	66.4	10.4	-	10.4	-	-	100.0	-	
AUSTRALIA	31984	31984	31334	26955	22017	13981	8035	-	98	31819	-	.8	.8	1.7	2.9	3.3	1.9	-	*	1.3	-	100.0	100.0	100.0	98.0	68.8	43.7	25.1	.3	99.5	-	-	
HONG KONG	15333	15333	15333	15333	10787	10787	-	-	-	15333	-	.4	.5	1.0	1.4	2.5	-	-	-	.6	-	100.0	100.0	100.0	100.0	70.4	70.4	-	-	-	100.0	-	
REFUSED/ NOT STATED	4227	4227	3933	4227	-	-	-	-	-	4227	-	.1	.1	.3	.3	-	-	-	-	-	-	4227	-	100.0	100.0	93.0	100.0	-	-	-	-	100.0	-

0.5 PLACE OF RESIDENCE
 BASE: PERSON VISITORS
 BY PLACE OF RESIDENCE, MODE OF ENTRY

	=====PLACE OF RESIDENCE=====										=====OTHER COUNTRY=====				=====MODE OF ENTRY=====			
	TOTAL	CANADA	ALBERTA	B.C.	OTHER CANADA	U.S.A.	TOTAL OTHER	JAPAN	WEST GERMANY	ANY PRIVATE VEHICLE	R.V. BUS, TRAIN	SCHEDULED	CHARTER					
TOTAL PERSON VISITORS (ACTUAL)	2351	1532	932	346	254	515	302	140	26	1700	74	318	333					
	100.0	65.2	39.6	14.7	10.8	21.9	12.8	6.0	1.1	72.3	3.1	13.5	14.2					
TOTAL PERSON VISITORS (WEIGHTED)	4084004	3276659	2405079	395658	475921	574763	228355	51473	57134	3777711	139339	116519	189773					
	100.0	80.2	58.9	9.7	11.7	14.1	5.6	1.3	1.4	92.5	3.4	2.9	4.6					
ANY CANADA	3276659	3276659	2405079	395658	475921	-	-	-	-	3182327	68979	43471	50861					
	80.2	100.0	100.0	100.0	100.0	-	-	-	-	84.2	49.5	37.3	26.8					
	100.0	100.0	73.4	12.1	14.5	-	-	-	-	97.1	2.1	1.3	1.6					
BRITISH COLUMBIA	395658	395658	-	395658	-	-	-	-	-	386569	5877	8827	262					
	9.7	12.1	-	100.0	-	-	-	-	-	10.2	4.2	7.6	.1					
	100.0	100.0	-	100.0	-	-	-	-	-	97.7	1.5	2.2	.1					
ALBERTA	2405079	2405079	2405079	-	-	-	-	-	-	2349331	57764	15935	39814					
	58.9	73.4	100.0	-	-	-	-	-	-	62.2	41.5	13.7	21.0					
	100.0	100.0	100.0	-	-	-	-	-	-	97.7	2.4	.7	1.7					
SASKATCHEWAN	186215	186215	-	-	186215	-	-	-	-	181688	4358	1075	3452					
	4.6	5.7	-	-	39.1	-	-	-	-	4.8	3.1	.9	1.8					
	100.0	100.0	-	100.0	100.0	-	-	-	-	97.6	2.3	.6	1.9					
MANITOBA	100875	100875	-	-	100875	-	-	-	-	91162	-	3688	6024					
	2.5	3.1	-	-	21.2	-	-	-	-	2.4	-	3.2	3.2					
	100.0	100.0	-	100.0	100.0	-	-	-	-	90.4	-	3.7	6.0					
ONTARIO	136159	136159	-	-	136159	-	-	-	-	128552	616	6298	1310					
	3.3	4.2	-	-	28.6	-	-	-	-	3.4	.4	5.4	.7					
	100.0	100.0	-	100.0	100.0	-	-	-	-	94.4	.5	4.6	1.0					
QUEBEC	36305	36305	-	-	36305	-	-	-	-	31279	-	5026	-					
	.9	1.1	-	-	7.6	-	-	-	-	.8	-	4.3	-					
	100.0	100.0	-	100.0	100.0	-	-	-	-	86.2	-	13.8	-					
ATLANTIC PROVINCES	13995	13995	-	-	13995	-	-	-	-	11374	364	2621	-					
	.3	.4	-	-	2.9	-	-	-	-	.3	.3	2.2	-					
	100.0	100.0	-	100.0	100.0	-	-	-	-	81.3	2.6	18.7	-					
YUKON/ NORTHWEST TERRITORIES	2372	2372	-	-	2372	-	-	-	-	2372	-	-	-					
	.1	.1	-	-	.5	-	-	-	-	.1	-	-	-					
	100.0	100.0	-	100.0	100.0	-	-	-	-	100.0	-	-	-					

Continued

Q.5 PLACE OF RESIDENCE
 BASE: PERSON VISITORS
 BY PLACE OF RESIDENCE, MODE OF ENTRY

	PLACE OF RESIDENCE				OTHER COUNTRY				MODE OF ENTRY			
	TOTAL CANADA	ALBERTA	B.C.	OTHER CANADA	U.S.A.	TOTAL OTHER	JAPAN	WEST GERMANY	ANY PRIVATE VEHICLE	R.V. BUS, TRAIN	SCHEDULED	CHARTER
ANY U.S.A.	574763	-	-	-	574763	-	-	-	456466	41258	36823	81494
	14.1	-	-	-	100.0	-	-	-	12.1	29.6	31.6	42.9
	100.0	-	-	-	100.0	-	-	-	79.4	7.2	6.4	14.2
ANY OTHER COUNTRY	228355	-	-	-	-	228355	51473	57134	134712	29102	36225	57418
	5.6	-	-	-	-	100.0	100.0	100.0	3.6	20.9	31.1	30.3
	100.0	-	-	-	-	100.0	22.5	25.0	59.0	12.7	15.9	25.1
U.K. (ENGLAND + OTHER U.K.)	42232	-	-	-	-	42232	-	-	22813	8105	13957	5462
	1.0	-	-	-	-	18.5	-	-	.6	5.8	12.0	2.9
	100.0	-	-	-	-	100.0	-	-	54.0	19.2	33.0	12.9
JAPAN	51473	-	-	-	-	51473	51473	-	-	-	5654	45819
	1.3	-	-	-	-	22.5	100.0	-	-	-	4.9	24.1
	100.0	-	-	-	-	100.0	100.0	-	-	-	11.0	89.0
WEST GERMANY	57134	-	-	-	-	57134	-	57134	55462	19343	1673	-
	1.4	-	-	-	-	25.0	-	100.0	1.5	13.9	1.4	-
	100.0	-	-	-	-	100.0	-	100.0	97.1	33.9	2.9	-
SWITZERLAND	8952	-	-	-	-	8952	-	-	8460	-	230	262
	.2	-	-	-	-	3.9	-	-	.2	-	.2	.1
	100.0	-	-	-	-	100.0	-	-	94.5	-	2.6	2.9
AUSTRALIA	31984	-	-	-	-	31984	-	-	16483	-	9852	5650
	.8	-	-	-	-	14.0	-	-	.4	-	8.5	3.0
	100.0	-	-	-	-	100.0	-	-	51.5	-	30.8	17.7
HONG KONG	15333	-	-	-	-	15333	-	-	13317	-	2016	-
	.4	-	-	-	-	6.7	-	-	.4	-	1.7	-
	100.0	-	-	-	-	100.0	-	-	86.8	-	13.2	-
REFUSED/ NOT STATED	4227	-	-	-	-	4227	-	-	4227	-	-	-
	.1	-	-	-	-	.1	-	-	.1	-	-	-
	100.0	-	-	-	-	100.0	-	-	100.0	-	-	-

0.5 PLACE OF RESIDENCE
 BASE: PERSON VISITORS
 BY PARKS AS MAIN DESTINATION OF ENTIRE TRIP, LENGTH OF STAY, ACCOMMODATION TYPE(S) USED, SEASON

	PARKS MAIN										SEASON														
	==DESTINATION==					==LENGTH OF STAY==					=====ACCOMMODATION TYPE=====					=====SEASON=====									
	TOTAL	YES	NO	SAME-DAY	OVERNIGHT	ANY ROOFED	HOTEL, LODGE	ALL OTHER ROOFED	ANY TRAILER, CAMPING	ANY VACATION HOME-VFR	FALL	WINTER	SPRING												
TOTAL PERSON VISITORS (ACTUAL)	2351 100.0	1325 56.4	1016 43.2	770 32.8	1581 67.2	1177 50.1	1093 46.5	117 5.0	380 16.2	65 2.8	378 16.1	390 16.6	394 16.8												
TOTAL PERSON VISITORS (WEIGHTED)	4084004 100.0	2484685 60.8	1591502 39.0	1795974 44.0	2288029 56.0	1684147 41.2	1581280 38.7	135876 3.3	527696 12.9	122086 3.0	391827 9.6	1441483 35.3	604597 14.8												
ANY CANADA	3276659 80.2 100.0	2013625 81.0 61.5	1258392 79.1 38.4	1674110 93.2 51.1	1602548 70.0 48.9	1160051 68.9 35.4	1085179 68.6 33.1	81805 60.2 2.5	365834 69.3 11.2	97162 79.6 3.0	293127 74.8 8.9	1351158 93.7 41.2	507137 83.9 15.5												
BRITISH COLUMBIA	395658 9.7 100.0	100983 4.1 25.5	294675 18.5 74.5	235631 13.1 59.6	160027 7.0 40.4	85477 5.1 21.6	79431 5.0 20.1	7334 5.4 1.9	56334 10.7 14.2	20686 16.9 5.2	185468 11.3 46.9	76150 5.3 19.2	74837 12.4 18.9												
ALBERTA	2405079 58.9 100.0	1701875 68.5 70.8	698824 43.9 29.1	1238562 69.0 51.5	1166517 51.0 48.5	876441 52.0 36.4	815183 51.6 33.9	65445 48.2 2.7	228555 43.3 9.5	71862 58.9 3.0	188149 48.0 7.8	1114895 77.3 46.4	369231 61.1 15.4												
SASKATCHEWAN	186215 4.6 100.0	127149 5.1 68.3	59066 3.7 31.7	49230 2.7 26.4	136985 6.0 73.6	83053 4.9 44.6	83053 5.3 44.6	257 -2 .1	55537 10.5 29.8	2608 2.1 1.4	11974 3.1 6.4	53441 3.7 28.7	30447 5.0 16.4												
MANITOBA	100875 2.5 100.0	26611 1.1 26.4	74001 4.6 73.4	63174 3.5 62.6	37700 1.6 37.4	33880 2.0 33.6	29084 1.8 28.8	5219 3.8 5.2	3821 .7 3.8	- - -	3611 .9 3.6	66588 4.6 66.0	5073 .8 5.0												
ONTARIO	136159 3.3 100.0	43187 1.7 31.7	92972 5.8 68.3	74399 4.1 54.6	61760 2.7 45.4	47473 2.8 34.9	44700 2.8 32.8	3550 2.6 2.6	14516 2.8 10.7	1759 1.4 1.3	25260 6.4 18.6	16219 1.1 11.9	16322 2.7 12.0												
QUEBEC	36305 .9 100.0	6561 .3 18.1	29744 1.9 81.9	6357 .4 17.5	29948 1.3 82.5	25242 1.5 69.5	25242 1.6 69.5	- - -	5946 1.1 16.4	247 .2 .7	1881 .5 5.2	17154 1.2 47.2	8958 1.5 24.7												
ATLANTIC PROVINCES	13995 .3 100.0	6876 .3 49.1	7120 .4 50.9	4767 .3 34.1	9228 .4 65.9	8102 .5 57.9	8102 .5 57.9	- - -	1126 .2 8.0	- - -	1058 .3 7.6	6502 .5 46.5	2096 .3 15.0												
YUKON/ TERRITORIES	2372 .1 100.0	383 * 16.1	1990 .1 83.9	1990 .1 83.9	383 * 16.1	383 * 16.1	383 * 16.1	- - -	- - -	- - -	1990 .5 83.9	209 * 8.8	174 * 7.3												

Continued


0.5 PLACE OF RESIDENCE
 BASE: PERSON VISITORS
 BY PARKS AS MAIN DESTINATION OF ENTIRE TRIP, LENGTH OF STAY, ACCOMMODATION TYPE(S) USED, SEASON

PARKS MAIN

====DESTINATION==== ==LENGTH OF STAY==== =====ACCOMMODATION TYPE===== SEASON=====

TOTAL	YES	NO	SAME-DAY OVERNIGHT	ANY ROOFED	HOTEL, MOTEL, LODGE			ANY TRAILER, CAMPING			SUMMER	FALL	WINTER	SPRING
					ANY ROOFED	ANY TRAILER, CAMPING	ANY TRAILER, CAMPING	ANY TRAILER, CAMPING	ANY TRAILER, CAMPING	ANY TRAILER, CAMPING				
574763	339183	233484	111176	463586	368730	352638	40843	106249	24905	414216	54823	68522	37202	
14.1	13.7	14.7	6.2	20.3	21.9	22.3	30.1	20.1	20.4	25.2	14.0	4.8	6.2	
100.0	59.0	40.6	19.3	80.7	64.2	61.4	7.1	18.5	4.3	72.1	9.5	11.9	6.5	
228355	127944	99626	10393	217962	155367	143463	13227	51681	18	102417	43877	21804	60258	
5.6	5.1	6.3	.6	9.5	9.2	9.1	9.7	9.8	*	6.2	11.2	1.5	10.0	
100.0	56.0	43.6	4.6	95.4	68.0	62.8	5.8	22.6	*	44.8	19.2	9.5	26.4	
42232	24409	17824	3799	38433	26020	19840	6180	13502	-	14281	8814	5517	13621	
1.0	1.0	1.1	.2	1.7	1.5	1.3	4.5	2.6	.9	2.2	2.2	.4	2.3	
100.0	57.8	42.2	9.0	91.0	61.6	47.0	14.6	32.0	33.8	20.9	13.1	13.1	32.3	
51473	35207	16005	644	50830	50179	49402	983	280	-	14960	9450	14463	12600	
1.3	1.4	1.0	*	2.2	3.0	3.1	.7	.1	.9	2.4	2.4	1.0	2.1	
100.0	68.4	31.1	1.3	98.7	97.5	96.0	1.9	.5	29.1	18.4	28.1	24.5	24.5	
57134	38742	18393	409	56725	26351	26218	132	18224	-	30971	225	-	25938	
1.4	1.6	1.2	*	2.5	1.6	1.7	.1	3.5	1.9	.1	.1	-	4.3	
100.0	67.8	32.2	.7	99.3	46.1	45.9	.2	31.9	54.2	.4	.4	-	45.4	
8952	3757	5196	-	8952	1427	1405	22	7525	-	7025	1927	-	-	
.2	.2	.3	.4	100.0	.1	.1	*	1.4	.4	.5	.5	-	-	
100.0	42.0	58.0	100.0	100.0	15.9	15.7	.2	84.1	78.5	21.5	21.5	-	-	
31984	15070	16390	287	31696	23661	20807	3608	8035	18	9761	17999	1127	3098	
.8	.6	1.0	*	1.4	1.4	1.3	2.7	1.5	*	.6	4.6	.1	.5	
100.0	47.1	51.2	.9	99.1	74.0	65.1	11.3	25.1	.1	30.5	56.3	3.5	9.7	
15333	1652	13681	-	15333	15333	15333	364	-	-	13681	1652	-	-	
.4	.1	.9	.7	100.0	.9	1.0	.3	-	.8	.4	.4	-	-	
100.0	10.8	89.2	100.0	100.0	100.0	100.0	2.4	2.4	89.2	10.8	10.8	-	-	
4227	3933	-	294	3933	-	-	-	3933	-	4227	-	-	-	
.1	.2	*	*	.2	*	*	*	.7	3	3	-	-	-	
100.0	93.0	7.0	93.0	93.0	7.0	93.0	93.0	93.0	100.0	100.0	-	-	-	

REFUSED/ NOT STATED



Q.5 PLACE OF RESIDENCE
BASE: PERSON VISITORS
BY AGE, SEX, OCCUPATION

	=====AGE=====				=====SEX=====		=====OCCUPATION=====				
	TOTAL	16-24	25-34	35-54	55+	MALE	FEMALE	EXECUTIVE MANAGER	OTHER WHITE COLLAR	SKILLED UNSKILLED LABOUR	NOT IN LABOUR FORCE
		YEARS	YEARS	YEARS	YEARS						
TOTAL PERSON VISITORS (ACTUAL)	2351 100.0	260 11.1	601 25.6	802 34.1	616 26.2	1387 59.0	908 38.6	752 32.0	515 21.9	446 19.0	533 22.7
TOTAL PERSON VISITORS (WEIGHTED)	4084004 100.0	358064 8.8	1074926 26.3	1776183 43.5	788422 19.3	2414653 59.1	1633241 40.0	1470245 36.0	1024787 25.1	735510 18.0	760575 18.6
ANY CANADA	3276659 80.2 100.0	322770 90.1 9.9	919765 85.6 28.1	1475359 83.1 45.0	495796 62.9 15.1	1960745 81.2 59.8	1294838 79.3 39.5	1172925 79.8 35.8	829385 80.9 25.3	656573 89.3 20.0	563272 74.1 17.2
BRITISH COLUMBIA	395658 9.7 100.0	31245 8.7 7.9	93326 8.7 23.6	152481 8.6 38.5	112788 14.3 28.5	224026 9.3 56.6	165851 10.2 41.9	117950 8.0 29.8	65835 6.4 16.6	92222 12.5 23.3	110429 14.5 27.9
ALBERTA	2405079 58.9 100.0	257810 72.0 10.7	728520 67.8 30.3	1115166 62.8 46.4	279203 35.4 11.6	1470592 60.9 61.1	921510 56.4 38.3	920736 62.6 38.3	659198 64.3 27.4	430028 58.5 17.9	358110 47.1 14.9
SASKATCHEWAN	186215 4.6 100.0	14200 4.0 7.6	48023 4.5 25.8	70262 4.0 37.7	23276 3.0 12.5	112522 4.7 60.4	73693 4.5 39.6	23928 1.6 12.8	28518 2.8 15.3	71899 9.8 38.6	60651 8.0 32.6
MANITоба	100875 2.5 100.0	8306 2.3 8.2	9180 .9 9.1	37265 2.1 36.9	46124 5.9 45.7	40776 1.7 40.4	60098 3.7 59.6	47844 3.3 47.4	28111 2.7 27.9	15604 2.1 15.5	7320 1.0 7.3
ONTARIO	136159 3.3 100.0	6201 1.7 4.6	26913 2.5 19.8	77796 4.4 57.1	23357 3.0 17.2	77045 3.2 56.6	57221 3.5 42.0	39323 2.7 28.9	30777 3.0 22.6	42305 5.8 31.1	21737 2.9 16.0
QUEBEC	36305 .9 100.0	348 1.1 1.0	11951 1.1 32.9	16203 4.6 44.6	7380 9.9 20.3	28009 1.2 77.1	7873 .5 21.7	17606 1.2 48.5	16029 1.6 44.2	2246 .3 6.2	-
ATLANTIC PROVINCES	13995 .3 100.0	2672 7.7 19.1	1678 2.2 12.0	5977 3.3 42.7	3669 5.5 26.2	7566 3.3 54.1	6429 4.4 45.9	5328 4.4 38.1	915 1.1 6.5	2096 .3 15.0	3035 4.4 21.7
YUKON/ TERRITORIES	2372 .1 100.0	1990 6.6 83.9	174 * 7.3	209 * 8.8	-	209 * 8.8	2163 1.1 91.2	209 * 8.8	-	174 * 7.3	1990 3 83.9

Continued

Q.5 PLACE OF RESIDENCE - EXTENDED LOCATION LIST
 BASE: PARTY VISITS
 BY SPECIFIC PARKS, MAIN PURPOSE OF PARKS VISIT

=====ALBERTA PARKS===== B.C. PARKS=====MAIN PURPOSE OF PARKS VISIT=====

	TOTAL	ANY	BANFF	JASPER	ANY	YOHO	KOOTENAY	BUSINESS	PERSONAL	VACATION, RECREAT'L	DAY-USE
TOTAL PARTY VISITS (ACTUAL)	2351	2270	1738	1325	538	343	273	116	224	1624	259
	100.0	96.6	73.9	56.4	22.9	14.6	11.6	4.9	9.5	69.1	11.0
TOTAL PARTY VISITS (WEIGHTED)	1625480	1552155	1284447	604130	305865	175738	174205	99652	166341	964411	272370
	100.0	95.5	79.0	37.2	18.8	10.8	10.7	6.1	10.2	59.3	16.8
CANADA	1290604	1220611	974543	377632	171806	84210	97935	83375	155593	679542	268529
	79.4	78.6	75.9	62.5	56.2	47.9	56.2	83.7	93.5	70.5	98.6
	100.0	94.6	75.5	29.3	13.3	6.5	7.6	6.5	12.1	52.7	20.8
ALBERTA	959154	909235	745217	220189	113878	50979	70006	60454	87999	506031	243895
	59.0	58.6	58.0	36.4	37.2	29.0	40.2	60.7	52.9	52.5	89.5
	100.0	94.8	77.7	23.0	11.9	5.3	7.3	6.3	9.2	52.8	25.4
TOTAL CHINOOK COUNTRY	13037	11189	10253	1336	3428	278	3297	3049	1760	6498	3602
	.8	.7	.8	.2	1.1	.2	1.9	3.1	1.1	.7	1.3
	100.0	85.8	78.6	10.3	26.3	2.1	25.3	23.4	13.5	49.8	27.6
LETHBRIDGE	3863	3863	3863	-	-	-	-	3049	-	814	1872
	.2	.2	.3	-	-	-	-	3.1	-	.1	.7
	100.0	100.0	100.0	-	-	-	-	78.9	-	21.1	48.5
REST OF CHINOOK COUNTRY	9174	7326	6390	1336	3428	278	3297	-	1760	5684	1729
	.6	.5	.5	.2	1.1	-2	1.9	-	1.1	.6	.6
	100.0	79.9	69.7	14.6	37.4	3.0	35.9	-	19.2	62.0	18.8
TOTAL GATEWAY	17225	17225	15514	2206	328	-	328	1100	3640	10672	613
	1.1	1.1	1.2	.4	.1	-	.2	1.1	2.2	1.1	.2
	100.0	100.0	90.1	12.8	1.9	-	1.9	6.4	21.1	62.0	3.6
MEDICINE HAT	7110	7110	5911	1199	-	-	-	588	3497	1826	-
	.4	.5	.5	.2	-	-	-	.6	2.1	.2	-
	100.0	100.0	83.1	16.9	-	-	-	8.3	49.2	25.7	-
REST OF GATEWAY	10114	10114	9603	1007	328	-	328	511	144	8846	613
	.6	.7	.7	.2	.1	-	.2	.5	.1	.9	.2
	100.0	100.0	94.9	10.0	3.2	-	3.2	5.1	1.4	87.5	6.1
BIG COUNTRY	12492	10064	10064	172	2428	561	1868	561	2440	6661	-
	.8	.6	.8	*	.8	.3	1.1	.6	1.5	.7	-
	100.0	80.6	80.6	1.4	19.4	4.5	14.9	4.5	19.5	53.3	-
TOTAL DAVID THOMPSON COUNTRY	51781	50148	45241	7365	4626	1298	3328	1344	3986	38919	7292
	3.2	3.2	3.5	1.2	1.5	.7	1.9	1.3	2.4	4.0	2.7
	100.0	96.8	87.4	14.2	8.9	2.5	6.4	2.6	7.7	75.2	14.1

Continued

Q.5 PLACE OF RESIDENCE - EXTENDED LOCATION LIST
 BASE: PARTY VISITS
 BY SPECIFIC PARKS, MAIN PURPOSE OF PARKS VISIT

	=====ALBERTA PARKS=====										=====B.C. PARKS=====				=====MAIN PURPOSE OF PARKS VISIT=====			
	TOTAL	ANY	BANFF	JASPER	ANY	YOHO	KOOTENAY	BUSINESS	PERSONAL	VACATION,	RECREAT'L	VAC.	HOM	DAY-USE				
RED DEER	16036	16036	16036	511	1618	511	1107	-	419	15167	450							
	1.0	1.0	1.2	.1	.5	.3	.6		.3	1.6	.2							
	100.0	100.0	100.0	3.2	10.1	3.2	6.9		2.6	94.6	2.8							
REST OF DAVID THOMPSON COUNTRY	35745	34112	29205	6854	3008	786	2222	1344	3567	23752	6842							
	2.2	2.2	2.3	1.1	1.0	.4	1.3	1.3	2.1	2.5	2.5							
	100.0	95.4	81.7	19.2	8.4	2.2	6.2	3.8	10.0	66.4	19.1							
TOTAL BATTLE RIVER	31932	29330	20191	10768	5706	4185	1521	1122	3490	24021	258							
	2.0	1.9	1.6	1.8	1.9	2.4	.9	1.1	2.1	2.5	.1							
	100.0	91.9	63.2	33.7	17.9	13.1	4.8	3.5	10.9	75.2	.8							
SHERWOOD PARK	5842	5842	2731	3111	248	-	248	-	-	5584	258							
	.4	.4	.2	.5	.1		.1			.6	.1							
	100.0	100.0	46.7	53.3	4.2		4.2			95.6	4.4							
REST OF BATTLE RIVER	26090	23487	17460	7657	5458	4185	1273	1122	3490	18437	-							
	1.6	1.5	1.4	1.3	1.8	2.4	.7	1.1	2.1	1.9								
	100.0	90.0	66.9	29.3	20.9	16.0	4.9	4.3	13.4	70.7								
LAKELAND	15298	15142	10426	5728	3028	404	2872	962	650	5966	297							
	.9	1.0	.8	.9	1.0	.2	1.6	1.0	.4	.6	.1							
	100.0	99.0	68.2	37.4	19.8	2.6	18.8	6.3	4.3	39.0	1.9							
FORT MCMURRAY	1930	1930	629	1483	511	-	511	-	511	1214	-							
	.1	.1	*	.2	.2		.3		.3	.1								
	100.0	100.0	32.6	76.8	26.5		26.5		26.5	62.9								
REST OF LAKELAND	13368	13212	9797	4245	2516	404	2360	962	139	4751	297							
	.8	.9	.8	.7	.8	.2	1.4	1.0	.1	.5	.1							
	100.0	98.8	73.3	31.8	18.8	3.0	17.7	7.2	1.0	35.5	2.2							
EVERGREEN	44372	44372	8171	43586	-	-	-	-	2411	12561	22261							
	2.7	2.9	.6	7.2					1.4	1.3	8.2							
	100.0	100.0	18.4	98.2					5.4	28.3	50.2							
LAND OF THE MIGHTY PEACE	11999	11999	11256	1965	-	-	-	342	212	1410	10034							
	.7	.8	.9	.3				.3	.1	.1	3.7							
	100.0	100.0	93.8	16.4				2.9	1.8	11.8	83.6							
JASPER NATIONAL PARK	-	-	-	-	-	-	-	-	-	-	-							

Q.5 PLACE OF RESIDENCE - EXTENDED LOCATION LIST
 BASE: PARTY VISITS
 BY SPECIFIC PARKS, MAIN PURPOSE OF PARKS VISIT

=====ALBERTA PARKS===== B.C. PARKS===== MAIN PURPOSE OF PARKS VISIT=====

	TOTAL	ANY	BANFF	JASPER	ANY	YOHO	KOOTENAY	BUSINESS	PERSONAL	VACATION, HOME	RECREAT'L	DAY-USE
TOTAL CALGARY DISTRICT	512027	477391	468768	24824	511160	20917	31689	44586	30327	260686	166838	
	31.5	30.8	36.5	4.1	16.7	11.9	18.2	44.7	18.2	27.0	61.3	
	100.0	93.2	91.6	4.8	10.0	4.1	6.2	8.7	5.9	50.9	32.6	
CALGARY	488159	453523	444899	24501	50837	20594	31366	44586	24177	259428	150378	
	30.0	29.2	34.6	4.1	16.6	11.7	18.0	44.7	14.5	26.9	55.2	
	100.0	92.9	91.1	5.0	10.4	4.2	6.4	9.1	5.0	53.1	30.8	
REST OF CALGARY DISTRICT	23868	23868	23868	323	323	323	323	-	6150	1259	16460	
	1.5	1.5	1.9	1.1	1.1	1.1	1.2	-	3.7	1.1	6.0	
	100.0	100.0	100.0	1.4	1.4	1.4	1.4	-	25.8	5.3	69.0	
EDMONTON	212594	206250	120231	97417	33519	22446	15823	5350	38722	116772	29563	
	13.1	13.3	9.4	16.1	11.0	12.8	9.1	5.4	23.3	12.1	10.9	
	100.0	97.0	56.6	45.8	15.8	10.6	7.4	2.5	18.2	54.9	13.9	
BANFF NATIONAL PARK	-	-	-	-	-	-	-	-	-	-	-	
GAME COUNTRY	5061	5061	861	4821	621	621	515	-	148	2594	1505	
	.3	.3	.1	.8	.2	.4	.3	-	.1	.3	.6	
	100.0	100.0	17.0	95.3	12.3	12.3	10.2	-	2.9	51.2	29.7	
GRAND PRAIRIE	759	759	-	759	-	-	-	-	-	759	-	
	*	*	-	.1	-	-	-	-	-	.1	-	
	100.0	100.0	-	100.0	-	-	-	-	-	100.0	-	
REST OF GAME COUNTRY	4302	4302	861	4062	621	621	515	-	148	1834	1505	
	.3	.3	.1	.7	.2	.4	.3	-	.1	.2	.6	
	100.0	100.0	20.0	94.4	14.4	14.4	12.0	-	3.4	42.6	35.0	
LAND OF THE MIDNIGHT TWILIGHT	31336	31065	24241	20001	9035	271	8764	2038	212	19270	1634	
	1.9	2.0	1.9	3.3	3.0	.2	5.0	2.0	.1	2.0	.6	
	100.0	99.1	77.4	63.8	28.8	.9	28.0	6.5	.7	61.5	5.2	
ST. ALBERT	6578	6578	5250	1745	-	-	-	1621	-	4540	-	
	.4	.4	.4	.3	-	-	-	1.6	-	.5	-	
	100.0	100.0	79.8	26.5	-	-	-	24.6	-	69.0	-	
REST OF LAND OF THE MIDNIGHT TWILIGHT	24757	24487	18991	18256	9035	271	8764	417	212	14730	1634	
	1.5	1.6	1.5	3.0	3.0	.2	5.0	.4	.1	1.5	.6	
	100.0	98.9	76.7	73.7	36.5	1.1	35.4	1.7	.9	59.5	6.6	

Continued

Q.5 PLACE OF RESIDENCE - EXTENDED LOCATION LIST
 BASE: PARTY VISITS
 BY SPECIFIC PARKS, MAIN PURPOSE OF PARKS VISIT

		=====ALBERTA PARKS=====				=====B.C. PARKS=====				=====MAIN PURPOSE OF PARKS VISIT=====			
		ANY	BANFF	JASPER	ANY	YOHO	KOOTENAY	BUSINESS	PERSONAL	VACATION	RECREAT'L	HOME	DAY-USE
TOTAL	ANY	147317	90340	86483	34103	14724	21714	15164	36883	78295	10815	78295	10815
BRITISH COLUMBIA	165436	147317	90340	86483	34103	14724	21714	15164	36883	78295	10815	78295	10815
	10.2	9.5	7.0	14.3	11.1	8.4	12.5	15.2	22.2	8.1	4.0	8.1	4.0
	100.0	89.0	54.6	52.3	20.6	8.9	13.1	9.2	22.3	47.3	6.5	47.3	6.5
VANCOUVER ISLAND/ COAST	32139	31254	23298	13243	5114	2949	4173	2081	2519	14565	1960	14565	1960
	2.0	2.0	1.8	2.2	1.7	1.7	2.4	2.1	1.5	1.5	.7	1.5	.7
	100.0	97.2	72.5	41.2	15.9	9.2	13.0	6.5	7.8	45.3	6.1	45.3	6.1
LOWER MAINLAND/ SOUTHWEST	61196	55831	31084	37409	11818	7134	4684	10005	10696	36727	1468	36727	1468
	3.8	3.6	2.4	6.2	3.9	4.1	2.7	10.0	6.4	3.8	.5	3.8	.5
	100.0	91.2	50.8	61.1	19.3	11.7	7.7	16.3	17.5	60.0	2.4	60.0	2.4
OKANAGAN	32782	28185	19387	12064	6574	4411	2491	895	12195	10080	1262	10080	1262
	2.0	1.8	1.5	2.0	2.1	2.5	1.4	.9	7.3	1.0	.5	7.3	1.0
	100.0	86.0	59.1	36.8	20.1	13.5	7.6	2.7	37.2	30.7	3.9	30.7	3.9
KOOTENAY	14511	7300	7300	1241	8096	230	7866	1475	5174	2689	2650	2689	2650
	.9	.5	.6	.2	2.6	.1	4.5	1.5	3.1	.3	1.0	.3	1.0
	100.0	50.3	50.3	8.6	55.8	1.6	54.2	10.2	35.7	18.5	18.3	18.5	18.3
CARIBOO	14144	14083	6172	11863	1388	-	1388	411	3484	8009	2019	8009	2019
	.9	.9	.5	2.0	.5		.8	.4	2.1	.8	.7	.8	.7
	100.0	99.6	43.6	83.9	9.8		9.8	2.9	24.6	56.6	14.3	56.6	14.3
NORTH COAST	4039	4039	204	4039	-	-	-	-	144	1825	1454	1825	1454
	.2	.3	*	.7					.1	.2	.5	.2	.5
	100.0	100.0	5.1	100.0					3.6	45.2	36.0	45.2	36.0
MELHAKO	3512	3512	346	3512	-	-	-	297	2155	1802	-	1802	-
	.2	.2	*	.6				.3	1.3	.2		.2	
	100.0	100.0	9.9	100.0				8.5	61.4	51.3		51.3	
PEACE RIVER	3114	3114	2548	3114	1112	-	1112	-	515	2598	-	2598	-
	.2	.2	.2	.5	.4		.6		.3	.3		.3	
	100.0	100.0	81.8	100.0	35.7		35.7		16.5	83.5		83.5	
SASKATCHEWAN	55233	54781	45927	23383	10186	9008	1521	1001	3512	40944	6493	40944	6493
	3.4	3.5	3.6	3.7	3.3	5.1	.9	1.0	2.1	4.2	2.4	4.2	2.4
	100.0	99.2	83.2	40.5	18.4	16.3	2.8	1.8	6.4	74.1	11.8	74.1	11.8
REGINA	5134	4968	4272	1483	2460	2037	552	-	-	4417	588	4417	588
	.3	.3	.3	.2	.8	1.2	.3			.5	.2	.5	.2
	100.0	96.8	83.2	28.9	47.9	39.7	10.7			86.0	11.5	86.0	11.5

Continued

Q.5 PLACE OF RESIDENCE - EXTENDED LOCATION LIST
 BASE: PARTY VISITS
 BY SPECIFIC PARKS, MAIN PURPOSE OF PARKS VISIT

=====ALBERTA PARKS===== B.C. PARKS===== MAIN PURPOSE OF PARKS VISIT=====

	TOTAL	ANY	BANFF	JASPER	ANY	YOHO	KOOTENAY	BUSINESS	PERSONAL	VACATION, RECREAT'L	DAY-USE
SASKATOON	26355	26355	25441	9443	7085	6757	328	89	918	16969	5904
	1.6	1.7	2.0	1.6	2.3	3.8	.2	.1	.6	1.8	2.2
	100.0	100.0	96.5	35.8	26.9	25.6	1.2	.3	3.5	64.4	22.4
REST OF SASKATCHEWAN	23745	23458	16214	11457	641	214	641	912	2594	19558	-
	1.5	1.5	1.3	1.9	.2	.1	.4	.9	1.6	2.0	-
	100.0	98.8	68.3	48.2	2.7	.9	2.7	3.8	10.9	82.4	-
MANITOBA	36257	35418	32389	10150	5561	4198	1363	906	14790	14738	623
	2.2	2.3	2.5	1.7	1.8	2.4	.8	.9	8.9	1.5	.2
	100.0	97.7	89.3	28.0	15.3	11.6	3.8	2.5	40.8	40.7	1.7
WINNIPEG	18953	18115	15398	5951	4766	3927	839	906	4756	8887	352
	1.2	1.2	1.2	1.0	1.6	2.2	.5	.9	2.9	.9	.1
	100.0	95.6	81.2	31.4	25.1	20.7	4.4	4.8	25.1	46.9	1.9
REST OF MANITOBA	17203	17303	16992	4199	795	271	524	-	10034	5852	271
	1.1	1.1	1.3	.7	.3	.2	.3	-	6.0	.6	.1
	100.0	100.0	98.2	24.3	4.6	1.6	3.0	-	58.0	33.8	1.6
ONTARIO	50482	50482	39792	23265	5802	3620	2337	5393	11157	27220	4949
	3.1	3.3	3.1	3.9	1.9	2.1	1.3	5.4	6.7	2.8	1.8
	100.0	100.0	78.8	46.1	11.5	7.2	4.6	10.7	22.1	53.9	9.8
TORONTO	13328	13328	12323	5163	1267	1267	-	4535	1007	5461	2068
	.8	.9	1.0	.9	.4	.7	-	4.6	.6	.6	.8
	100.0	100.0	92.5	38.7	9.5	9.5	-	34.0	7.6	41.0	15.5
OTTAWA	9162	9162	3813	6239	172	172	-	-	1690	7121	-
	.6	.6	.3	1.0	.1	.1	-	-	1.0	.7	-
	100.0	100.0	41.6	68.1	1.9	1.9	-	-	18.4	77.7	-
REST OF SOUTHERN ONTARIO	23925	23925	19591	10609	2354	2181	329	858	8415	11030	2468
	1.5	1.5	1.5	1.8	.8	1.2	-2	.9	5.1	1.1	.9
	100.0	100.0	81.9	44.3	9.8	9.1	1.4	3.6	35.2	46.1	10.3
NORTHERN ONTARIO	4066	4066	4066	1254	2009	-	2009	-	45	3608	414
	.3	.3	.3	.2	.7	-	1.2	-	*	.4	.2
	100.0	100.0	100.0	30.8	49.4	-	49.4	-	1.1	88.7	10.2
QUEBEC	18650	18650	16769	13903	1342	747	994	457	588	9340	-
	1.1	1.2	1.3	2.3	.4	.4	.6	.5	.4	1.0	-
	100.0	100.0	89.9	74.5	7.2	4.0	5.3	2.4	3.2	50.1	-

Continued

Q-5 PLACE OF RESIDENCE - EXTENDED LOCATION LIST
 BASE: PARTY VISITS
 BY SPECIFIC PARKS, MAIN PURPOSE OF PARKS VISIT

	=====ALBERTA PARKS=====										=====B.C. PARKS=====				=====MAIN PURPOSE OF PARKS VISIT=====			
	TOTAL	ANY	BANFF	JASPER	ANY	YOHO	KOOTENAY	BUSINESS	PERSONAL	VAC. HOME	VACATION, RECREAT'L	DAY-USE						
MONTREAL	9747	9747	8435	5050	994	399	994	457	348	8942	-							
	.6	.6	.7	.8	.3	.2	.6	.5	.2	.9								
	100.0	100.0	86.5	51.8	10.2	4.1	10.2	4.7	3.6	91.7								
QUEBEC CITY	967	967	398	917	348	348	-	-	-	398	-							
	.1	.1	*	.2	.1	.2				*								
	100.0	100.0	41.2	94.8	36.0	36.0				41.2								
REST OF QUEBEC	7936	7936	7936	7936	-	-	-	-	240	-	-							
	.5	.5	.6	1.3					.1									
	100.0	100.0	100.0	100.0					3.0									
MARITIMES	4452	4452	4109	982	271	271	-	-	-	2697	1755							
	.3	.3	.3	.2	.1	.2				.3	.6							
	100.0	100.0	92.3	22.1	6.1	6.1				60.6	39.4							
NEW BRUNSWICK	1590	1590	1248	800	271	271	-	-	-	1171	419							
	.1	.1	.1	.1	.1	.2				.1	.2							
	100.0	100.0	78.5	50.3	17.0	17.0				73.6	26.4							
NEWFOUNDLAND	1344	1344	1344	-	-	-	-	-	-	1344	-							
	.1	.1	.1							.1								
	100.0	100.0	100.0							100.0								
NOVA SCOTIA	1518	1518	1518	182	-	-	-	-	-	182	1336							
	.1	.1	.1	*						*	.5							
	100.0	100.0	100.0	12.0						12.0	88.0							
PRINCE EDWARD ISLAND	-	-	-	-	-	-	-	-	-	-	-							
YUKON	174	174	-	174	-	-	-	-	-	174	-							
	*	*		*						*								
	100.0	100.0		100.0						100.0								
NORTHWEST TERRITORIES	767	104	-	104	663	663	-	-	663	104	-							
	*	*		*	2	.4			.4	*								
	100.0	13.5		13.5	86.5	86.5			86.5	13.5								
U.S.A.	232759	229426	211641	149904	97544	67498	56354	14750	9219	192797	2961							
	14.3	14.8	16.5	24.8	31.9	38.4	32.3	14.8	5.5	20.0	1.1							
	100.0	98.6	90.9	64.4	41.9	29.0	24.2	6.3	4.0	82.8	1.3							

Continued

Q.5 PLACE OF RESIDENCE - EXTENDED LOCATION LIST
 BASE: PARTY VISITS
 BY SPECIFIC PARKS, MAIN PURPOSE OF PARKS VISIT

	*****ALBERTA PARKS*****										*****B.C. PARKS*****				*****MAIN PURPOSE OF PARKS VISIT*****			
	TOTAL	ANY	BANFF	JASPER	ANY	YOHO	KOOTENAY	BUSINESS	PERSONAL	VACATION,	RECREAT'L	VAC. HOME	DAY-USE					
PACIFIC NORTHWEST	28171	26775	22517	9272	11044	2558	8829	-	1872	23804	825							
	1.7	1.7	1.8	1.5	3.6	1.5	5.1		1.1	2.5	.3							
	100.0	95.0	79.9	32.9	39.2	9.1	31.3		6.6	84.5	2.9							
OREGON	8503	8503	6547	2844	1564	999	565	-	898	7929	-							
	.5	.5	.5	.5	.5	.6	.3		.5	.8								
	100.0	100.0	77.0	33.4	18.4	11.8	6.6		10.6	93.2								
WASHINGTON	19668	18272	15970	6428	9480	1558	8264	-	974	15876	825							
	1.2	1.2	1.2	1.1	3.1	.9	4.7		.6	1.6	.3							
	100.0	92.9	81.2	32.7	48.2	7.9	42.0		5.0	80.7	4.2							
CALIFORNIA	33542	32879	32199	23521	14630	10726	11998	698	4377	27470	974							
	2.1	2.1	2.5	3.9	4.8	6.1	6.9	.7	2.6	2.8	.4							
	100.0	98.0	96.0	70.1	43.6	32.0	35.8	2.1	13.0	81.9	2.9							
NORTHWEST	17914	17914	15129	8254	1477	1416	61	-	328	7985	-							
	1.1	1.2	1.4	.5	.5	.8	*		.2	.8								
	100.0	100.0	84.5	46.1	8.2	7.9	.3		1.8	44.6								
IDAHO	2776	2776	2629	1047	1216	1154	61	-	328	2448	-							
	.2	.2	.2	.2	.4	.7	*		.2	.3								
	100.0	100.0	94.7	37.7	43.8	41.6	2.2		11.8	88.2								
MONTANA	14815	14815	12177	6884	262	262	-	-	-	5214	-							
	.9	1.0	.9	1.1	.1	.1	*		.2	.5								
	100.0	100.0	82.2	46.5	1.8	1.8				35.2								
WYOMING	323	323	323	323	-	-	-	-	-	323	-							
	*	*	*	.1						*								
	100.0	100.0	100.0	100.0						100.0								
SOUTHWEST	15478	14205	12486	7381	8837	6759	3243	650	1273	12675	-							
	1.0	.9	1.0	1.2	2.9	3.8	1.9	.7	.8	1.3								
	100.0	91.8	80.7	47.7	57.1	43.7	21.0	4.2	8.2	81.9								
ARIZONA	5103	3830	2111	3830	1596	1535	61	62	-	4161	-							
	.3	.2	.2	.6	.5	.9	*	.1		.4								
	100.0	75.0	41.4	75.0	31.3	30.1	1.2	1.2		81.5								
COLORADO	6553	6553	2706	2706	5965	4509	2358	588	-	5965	-							
	.4	.4	.5	.4	2.0	2.6	1.4	.6		.6								
	100.0	100.0	100.0	41.3	91.0	68.8	36.0	9.0		91.0								

Continued

Q.5 PLACE OF RESIDENCE - EXTENDED LOCATION LIST
 BASE: PARTY VISITS
 BY SPECIFIC PARKS, MAIN PURPOSE OF PARKS VISIT

	=====ALBERTA PARKS=====				=====B.C. PARKS=====				=====MAIN PURPOSE OF PARKS VISIT=====			
	TOTAL	ANY	BANFF	JASPER	ANY	YOHO	KOOTENAY	BUSINESS	PERSONAL	VAC. HOME	RECREAT'L	DAY-USE
NEVADA	559	559	559	559	559	559	262	-	-	559	-	-
	*	*	*	*	-2	-3	-2	-	-	.1	-	-
	100.0	100.0	100.0	100.0	100.0	100.0	46.9	-	-	100.0	-	-
NEW MEXICO	1560	1560	1560	286	286	156	131	-	-	1560	-	-
	-1	-1	-1	*	-1	-1	-1	-	-	-2	-	-
	100.0	100.0	100.0	18.4	18.4	10.0	8.4	-	-	100.0	-	-
UTAH	1704	1704	1704	-	431	-	431	-	1273	431	-	-
	.1	.1	.1	-	.1	-	.2	-	.8	*	-	-
	100.0	100.0	100.0	25.3	25.3	-	25.3	-	74.7	25.3	-	-
NORTHWEST CENTRAL	18015	18015	13651	10817	6072	5144	4975	-	131	17647	237	-
	1.1	1.2	1.1	1.8	2.0	2.9	2.9	-	.1	1.8	.1	-
	100.0	100.0	75.8	60.0	33.7	28.6	27.6	-	.7	98.0	1.3	-
IOWA	943	943	943	322	-	-	-	-	-	943	-	-
	.1	.1	.1	.1	-	-	-	-	-	.1	-	-
	100.0	100.0	100.0	34.2	-	-	-	-	-	100.0	-	-
KANSAS	262	262	262	262	262	-	262	-	-	262	-	-
	*	*	*	*	.1	-	.2	-	-	*	-	-
	100.0	100.0	100.0	100.0	100.0	-	100.0	-	-	100.0	-	-
MINNESOTA	6934	6934	6697	3324	4190	3808	4190	-	-	6697	237	-
	.4	.4	.5	.6	1.4	2.2	2.4	-	-	.7	.1	-
	100.0	100.0	96.6	47.9	60.4	54.9	60.4	-	-	96.6	3.4	-
MISSOURI	4892	4892	1402	4762	581	581	240	-	131	4762	-	-
	-3	-3	-1	-8	-2	-3	-1	-	-1	-5	-	-
	100.0	100.0	28.7	97.3	11.9	11.9	4.9	-	2.7	97.3	-	-
NEBRASKA	1592	1592	955	1148	899	755	144	-	-	1592	-	-
	.1	.1	.1	.2	.3	.4	.1	-	-	.2	-	-
	100.0	100.0	60.0	72.1	56.5	47.4	9.0	-	-	100.0	-	-
NORTH DAKOTA	1013	1013	1013	156	140	-	140	-	-	1013	-	-
	.1	.1	.1	*	*	-	.1	-	-	.1	-	-
	100.0	100.0	100.0	15.4	13.8	-	13.8	-	-	100.0	-	-
SOUTH DAKOTA	2379	2379	2379	843	-	-	-	-	-	2379	-	-
	.1	.2	.2	.1	-	-	-	-	-	.2	-	-
	100.0	100.0	100.0	35.4	-	-	-	-	-	100.0	-	-

Continued

Q.5 PLACE OF RESIDENCE - EXTENDED LOCATION LIST
 BASE: PARTY VISITS
 BY SPECIFIC PARKS, MAIN PURPOSE OF PARKS VISIT

=====ALBERTA PARKS===== B.C. PARKS===== MAIN PURPOSE OF PARKS VISIT=====

	TOTAL	ANY	BANFF	JASPER	ANY	YOHO	KOOTENAY	BUSINESS	PERSONAL	VACATION, RECREAT'L
SOUTHWEST CENTRAL	20448	20448	20448	14413	8255	8255	4408	2272	-	17411
	1.3	1.3	1.6	2.4	2.7	4.7	2.5	2.3	-	1.8
	100.0	100.0	100.0	70.5	40.4	40.4	21.6	11.1	-	85.1
ARKANSAS	295	295	295	182	113	113	-	-	-	295
	*	*	*	*	*	.1	-	-	-	*
	100.0	100.0	100.0	61.7	38.3	38.3	-	-	-	100.0
LOUISIANA	5037	5037	5037	4450	706	706	-	1711	-	2560
	.3	.3	.4	.7	.2	.4	-	1.7	-	.3
	100.0	100.0	100.0	88.4	14.0	14.0	-	34.0	-	50.8
OKLAHOMA	4408	4408	4408	2009	4408	4408	4408	-	-	4408
	.3	.3	.3	.3	1.4	2.5	2.5	-	-	.5
	100.0	100.0	100.0	45.6	100.0	100.0	100.0	-	-	100.0
TEXAS	10709	10709	10709	7771	3028	3028	-	561	-	10148
	.7	.7	.8	1.3	1.0	1.7	-	.6	-	1.1
	100.0	100.0	100.0	72.6	28.3	28.3	-	5.2	-	94.8
EAST CENTRAL	31941	31941	30665	28829	16011	10049	8830	8235	322	23370
	2.0	2.1	2.4	4.8	5.2	5.7	5.1	8.3	.2	2.4
	100.0	100.0	96.0	90.3	50.1	31.5	27.6	25.8	1.0	73.2
ALABAMA	262	262	262	262	-	-	-	-	-	262
	*	*	*	*	-	-	-	-	-	*
	100.0	100.0	100.0	100.0	-	-	-	-	-	100.0
ILLINOIS	4839	4839	4517	4548	3941	1960	2242	563	-	4263
	.3	.3	.4	.8	1.3	1.1	1.3	.6	-	.4
	100.0	100.0	93.3	94.0	81.4	40.5	46.3	11.6	-	88.1
INDIANA	1611	1611	1611	606	815	262	553	348	-	1263
	.1	.1	.1	.1	.3	.1	.3	.3	-	.1
	100.0	100.0	100.0	37.6	50.6	16.3	34.3	21.6	-	78.4
KENTUCKY	-	-	-	-	-	-	-	-	-	-
MICHIGAN	8822	8822	8699	7148	6129	4760	3974	-	-	8822
	.5	.6	.7	1.2	2.0	2.7	2.3	-	-	.9
	100.0	100.0	98.6	81.0	69.5	54.0	45.1	-	-	100.0

Continued

Q.5 PLACE OF RESIDENCE - EXTENDED LOCATION LIST
 BASE: PARTY VISITS
 BY SPECIFIC PARKS, MAIN PURPOSE OF PARKS VISIT

	=====ALBERTA PARKS=====				=====B.C. PARKS=====				=====MAIN PURPOSE OF PARKS VISIT=====			
	TOTAL	ANY	BANFF	JASPER	ANY	YOHO	KOOTENAY	BUSINESS	PERSONAL	VAC. HOME	RECREAT'L	DAY-USE
MISSISSIPPI	1250 .1 100.0	1250 .1 100.0	1250 .1 100.0	1250 .2 100.0	726 .2 58.1	464 .3 37.1	262 .2 21.0	-	-	-	1250 .1 100.0	-
OHIO	10801 .7 100.0	10801 .7 100.0	10801 .8 100.0	10801 1.8 100.0	1571 .5 14.5	1310 .7 12.1	262 .2 2.4	7324 7.3 67.8	322 .2 3.0	3154 .3 29.2	-	-
TENNESSEE	1292 .1 100.0	1292 .1 100.0	461 * 35.7	1292 .2 100.0	1092 .4 84.6	262 .1 20.3	831 .5 64.3	-	-	1292 .1 100.0	-	-
WISCONSIN	3064 .2 100.0	3064 .2 100.0	3064 .2 100.0	2924 .5 95.4	1736 .6 56.7	1031 .6 33.7	705 .4 23.0	-	-	3064 .3 100.0	-	-
NORTHEAST SEABOARD	32725 2.0 100.0	32725 2.1 100.0	32311 2.5 98.7	22196 3.7 67.8	17511 5.7 53.5	11600 6.6 35.4	9309 5.3 28.4	2712 2.7 8.3	174 .1 .5	29553 3.1 90.3	352 .1 1.1	-
CONNECTICUT	845 .1 100.0	845 .1 100.0	845 .1 100.0	675 .1 80.0	723 .2 85.6	375 .2 44.4	348 .2 41.2	65 .1 7.8	-	845 .1 100.0	-	-
MAINE	10 * 100.0	10 * 100.0	10 * 100.0	-	-	-	-	-	-	10 * 100.0	-	-
MASSACHUSETTS	6442 .4 100.0	6442 .4 100.0	6442 .5 100.0	5214 .9 80.9	1531 .5 23.8	1269 .7 19.7	852 .5 13.2	55 .1 .9	-	6386 .7 99.1	-	-
NEW HAMPSHIRE	-	-	-	-	-	-	-	-	-	-	-	-
NEW JERSEY	4349 .3 100.0	4349 .3 100.0	4349 .3 100.0	3229 .5 74.2	2469 .8 56.8	1946 1.1 44.7	1048 .6 24.1	-	-	4349 .5 100.0	-	-
NEW YORK	13761 .8 100.0	13761 .9 100.0	13410 1.0 97.4	9482 1.6 68.9	7552 2.5 54.9	4654 2.6 33.8	4920 2.8 35.8	-	-	13410 1.4 97.4	352 .1 2.6	-

Continued

Q.5 PLACE OF RESIDENCE - EXTENDED LOCATION LIST
 BASE: PARTY VISITS
 BY SPECIFIC PARKS, MAIN PURPOSE OF PARKS VISIT

=====ALBERTA PARKS=====B.C. PARKS=====MAIN PURPOSE OF PARKS VISIT=====

TOTAL ANY BANFF JASPER ANY YOHO KOOTENAY BUSINESS PERSONAL VAC. HOME VACATION, RECREAT'L DAY-USE

	TOTAL	ANY	BANFF	JASPER	ANY	YOHO	KOOTENAY	BUSINESS	PERSONAL	VAC. HOME	VACATION, RECREAT'L	DAY-USE
PENNSYLVANIA	6750	6750	6687	3596	5237	3357	2142	2591	-	4158	-	-
	.4	.4	.5	.6	1.7	1.9	1.2	2.6	-	.4	-	-
	100.0	100.0	99.1	53.3	77.6	49.7	31.7	38.4	-	61.6	-	-
RHODE ISLAND	-	-	-	-	-	-	-	-	-	-	-	-
VERMONT	569	569	569	-	-	-	-	-	174	395	-	-
	*	*	*	-	-	-	-	-	.1	*	-	-
	100.0	100.0	100.0	-	-	-	-	-	30.5	69.5	-	-
SOUTHEAST SEABOARD	30056	30056	28345	20798	13706	10991	4701	182	182	29232	574	-
	1.8	1.9	2.2	3.4	4.5	6.3	2.7	.2	.1	3.0	.2	-
	100.0	100.0	94.3	69.2	45.6	36.6	15.6	.6	.6	97.3	1.9	-
DELAWARE	262	262	262	262	262	262	-	-	-	262	-	-
	*	*	*	*	.1	.1	-	-	-	*	-	-
	100.0	100.0	100.0	100.0	100.0	100.0	-	-	-	100.0	-	-
FLORIDA	12855	12855	12855	11779	6917	4858	3184	-	-	12786	-	-
	.8	.8	1.0	1.9	2.3	2.8	1.8	-	-	1.3	-	-
	100.0	100.0	100.0	91.6	53.8	37.8	24.8	-	-	99.5	-	-
GEORGIA	3984	3984	3984	487	487	487	113	-	-	3984	-	-
	.2	.3	.3	.1	.2	.3	.1	-	-	.4	-	-
	100.0	100.0	100.0	12.2	12.2	12.2	2.8	-	-	100.0	-	-
MARYLAND	1374	1374	1374	1201	487	487	487	-	-	1374	-	-
	.1	.1	.1	.2	.2	.3	.3	-	-	.1	-	-
	100.0	100.0	100.0	87.4	35.4	35.4	35.4	-	-	100.0	-	-
NORTH CAROLINA	5164	5164	3453	2818	243	243	-	182	182	4409	574	-
	.3	.3	.3	.5	.1	.1	-	.2	.1	.5	.2	-
	100.0	100.0	66.9	54.6	4.7	4.7	-	3.5	3.5	85.4	11.1	-
SOUTH CAROLINA	-	-	-	-	-	-	-	-	-	-	-	-
VIRGINIA	1308	1308	1308	804	1031	375	918	-	-	1308	-	-
	.1	.1	.1	.1	.3	.2	.5	-	-	.1	-	-
	100.0	100.0	100.0	61.4	78.8	28.6	70.2	-	-	100.0	-	-

Continued

Q.5 PLACE OF RESIDENCE - EXTENDED LOCATION LIST
 BASE: PARTY VISITS
 BY SPECIFIC PARKS, MAIN PURPOSE OF PARKS VISIT

=====ALBERTA PARKS===== B. C. PARKS=====MAIN PURPOSE OF PARKS VISIT=====
 VACATION, RECREAT'L
 DAY-USE

	TOTAL	ANY	BANFF	JASPER	ANY	YONO	KOOTENAY	BUSINESS	PERSONAL	VAC.	HOME	DAY-USE
WEST VIRGINIA	-	-	-	-	-	-	-	-	-	-	-	-
WASHINGTON D. C.	5109	5109	5109	3448	4279	4279	-	-	-	-	5109	-
	.3	.3	.4	.6	1.4	2.4	-	-	-	-	.5	-
	100.0	100.0	100.0	67.5	83.7	83.7	-	-	-	-	100.0	-
NON-CONTINENTAL	4468	4468	3888	4423	-	-	-	-	-	561	3649	-
	.3	.3	.3	.7	-	-	-	-	-	.3	.4	-
	100.0	100.0	87.0	99.0	-	-	-	-	-	12.6	81.7	-
ALASKA	3152	3152	2572	3152	-	-	-	-	-	-	2894	-
	.2	.2	.2	.5	-	-	-	-	-	-	.3	-
	100.0	100.0	81.6	100.0	-	-	-	-	-	-	91.8	-
HAWAII	1316	1316	1316	1271	-	-	-	-	-	561	755	-
	.1	.1	.1	.2	-	-	-	-	-	.3	.1	-
	100.0	100.0	100.0	96.6	-	-	-	-	-	42.6	57.4	-
OTHER COUNTRIES	100987	100987	97279	75464	36514	24031	19915	1528	1529	1529	90942	880
	6.2	6.5	7.6	12.5	11.9	13.7	11.4	1.5	.9	1.5	9.4	.3
	100.0	100.0	96.3	74.7	36.2	23.8	19.7	1.5	1.5	1.5	90.1	.9
ENGLAND	17617	17617	16748	10416	6906	5378	2393	-	49	49	17058	-
	1.1	1.1	1.3	1.7	2.3	3.1	1.4	-	*	*	1.8	-
	100.0	100.0	95.1	59.1	39.2	30.5	13.6	-	.3	.3	96.8	-
REST OF BRITISH ISLES AND IRELAND	3137	3137	3137	817	-	-	-	-	-	-	2257	880
	.2	.2	.2	.1	-	-	-	-	-	-	.2	.3
	100.0	100.0	100.0	26.0	-	-	-	-	-	-	71.9	28.1
WEST GERMANY	21407	21407	20683	18100	14666	6852	13705	1014	565	1014	16040	-
	1.3	1.4	1.6	3.0	4.8	3.9	7.9	1.0	.3	1.0	1.7	-
	100.0	100.0	96.6	84.6	68.5	32.0	64.0	4.7	2.6	4.7	74.9	-
FRANCE	950	950	950	337	106	106	-	-	613	613	337	-
	.1	.1	.1	.1	*	.1	-	-	.4	.4	*	-
	100.0	100.0	100.0	35.5	11.2	11.2	-	-	64.5	64.5	35.5	-
SCANDINAVIA	575	575	-	575	-	-	-	-	-	-	575	-
	*	*	-	.1	-	-	-	-	-	-	.1	-
	100.0	100.0	-	100.0	-	-	-	-	-	-	100.0	-

Continued

Q.5 PLACE OF RESIDENCE - EXTENDED LOCATION LIST
 BASE: PARTY VISITS
 BY SPECIFIC PARKS, MAIN PURPOSE OF PARKS VISIT

	=====ALBERTA PARKS=====				=====B.C. PARKS=====				=====MAIN PURPOSE OF PARKS VISIT=====			
	TOTAL	ANY	BANFF	JASPER	ANY	YOHO	KOOTENAY	BUSINESS	PERSONAL	VACATION, RECREAT'L	HOME	DAY-USE
BENELUX	1422 .1 100.0	1422 .1 100.0	1390 .1 97.8	769 .1 54.1	450 .1 31.6	450 .3 31.6	450 .3 31.6	- - 31.6	32 * 2.2	1390 .1 97.8	-	-
SWITZERLAND	4139 .3 100.0	4139 .3 100.0	3176 .2 76.7	3104 .5 75.0	312 .1 7.5	- - -	312 .2 7.5	- - -	- - -	4139 .4 100.0	-	-
AUSTRIA	323 * 100.0	323 * 100.0	217 * 67.4	105 * 32.6	217 .1 67.4	217 .1 67.4	- - -	- - -	105 .1 32.4	218 * 67.6	-	-
SPAIN	-	-	-	-	-	-	-	-	-	-	-	-
ITALY	312 * 100.0	312 * 100.0	312 * 100.0	312 .1 100.0	- - -	- - -	- - -	- - -	- - -	312 * 100.0	-	-
AUSTRALIA	12835 .8 100.0	12835 .8 100.0	12395 1.0 96.6	10003 1.7 77.9	7079 2.3 55.2	5070 2.9 39.5	2009 1.2 15.7	- - -	98 .1 .8	12704 1.3 99.0	-	-
NEW ZEALAND	1059 .1 100.0	1059 .1 100.0	1059 1.1 100.0	1059 .2 100.0	328 .1 30.9	328 .2 30.9	- - -	- - -	- - -	1059 .1 100.0	-	-
HONG KONG	3831 .2 100.0	3831 .2 100.0	3831 .3 100.0	3831 .6 100.0	1798 .6 46.9	1798 1.0 46.9	- - -	- - -	- - -	3831 .4 100.0	-	-
JAPAN	30341 1.9 100.0	30341 2.0 100.0	30341 2.4 100.0	24665 4.1 81.3	3997 1.3 13.2	3176 1.8 10.5	1047 .6 3.5	514 .5 1.7	67 * .2	28372 2.9 93.5	-	-
REST OF ASIA	701 * 100.0	701 * 100.0	701 .1 100.0	113 * 16.1	- - -	- - -	- - -	- - -	- - -	701 .1 100.0	-	-
AFRICA	426 * 100.0	426 * 100.0	426 * 100.0	- - -	328 .1 77.0	328 .2 77.0	- - -	- - -	- - -	426 * 100.0	-	-

Continued

0.5 PLACE OF RESIDENCE - EXTENDED LOCATION LIST
 BASE: PARTY VISITS
 BY SPECIFIC PARKS, MAIN PURPOSE OF PARKS VISIT

=====ALBERTA PARKS===== B.C. PARKS===== MAIN PURPOSE OF PARKS VISIT=====
 VACATION, RECREAT'L
 PERSONAL VAC. HOME DAY-USE

	TOTAL	ANY	BANFF	JASPER	ANY	YOHO	KOOTENAY	BUSINESS	PERSONAL VAC.	HOME	DAY-USE
SOUTH AMERICA	63	63	63	63	-	-	-	-	-	-	-
	100.0	100.0	100.0	100.0							
CENTRAL AMERICA/ MEXICO/ CARIBBEAN	948	948	948	621	-	-	-	-	948	-1	100.0
	100.0	100.0	100.0	65.5					100.0	-1	100.0
MIDDLE EAST	575	575	575	575	-	-	-	-	575	-1	100.0
	100.0	100.0	100.0	100.0					100.0	-1	100.0
EASTERN BLOC	328	328	328	-	328	328	-	-	-	-	-
	100.0	100.0	100.0		100.0	100.0					
REFUSED/ NOT STATED	1130	1130	983	1130	-	-	-	-	1130	-1	100.0
	100.0	100.0	87.0	100.0					100.0	-1	100.0

Q.5 PLACE OF RESIDENCE - EXTENDED LOCATION LIST
 BASE: PARTY VISITS
 BY PARKS AS MAIN DESTINATION OF ENTIRE TRIP, LENGTH OF STAY, ACCOMMODATION TYPE(S) USED, SEASON

	PARKS MAIN										SEASON									
	===DESTINATION===		==LENGTH OF STAY==		=====ACCOMMODATION TYPE=====						=====OWN		=====FALL		=====SUMMER		=====WINTER		=====SPRING	
TOTAL	YES	NO	SAME-DAY	OVERNIGHT	ANY ROOFED	HOTEL, LODGE	HOTEL, ALL OTHER ROOFED	TRAILER, CAMPING	ANY VACATION HOME, VFR	FALL	SUMMER	WINTER	SPRING							
TOTAL PARTY VISITS (ACTUAL)	2351	1325	1016	770	1581	1177	1093	117	380	65	1189	378	390							
	100.0	56.4	43.2	32.8	67.2	50.1	46.5	5.0	16.2	2.8	50.6	16.1	16.6							
TOTAL PARTY VISITS (WEIGHTED)	1625480	1019367	603627	690711	934769	684884	634404	62306	210624	57608	611990	180120	593158							
	100.0	62.7	37.1	42.5	57.5	42.1	39.0	3.8	13.0	3.5	37.6	11.1	36.5							
CANADA	1290604	818866	470184	643214	647390	464502	429255	37343	141494	53989	407889	131993	556387							
	79.4	80.3	77.9	93.1	69.3	67.8	67.7	59.9	67.2	93.7	66.6	73.3	93.8							
	100.0	63.4	36.4	49.8	50.2	36.0	33.3	2.9	11.0	4.2	31.6	10.2	43.1							
ALBERTA	959154	704293	253570	479338	479316	356485	330648	26754	88364	42973	267933	82726	466580							
	59.0	69.1	42.0	69.5	51.3	52.1	52.1	42.9	42.0	74.6	43.8	45.9	78.7							
	100.0	73.4	26.4	50.0	50.0	37.2	34.5	2.8	9.2	4.5	27.9	8.6	48.6							
TOTAL CHINOOK COUNTRY	13037	9851	3186	5755	7282	4324	3443	880	2345	613	4589	4522	-							
	.8	1.0	.5	.8	.8	.6	.5	1.4	1.1	1.1	.7	2.5	1.6							
	100.0	75.6	24.4	44.1	55.9	33.2	26.4	6.8	18.0	4.7	35.2	34.7	30.1							
LETHBRIDGE	3863	3049	814	2686	1177	1177	1177	-	-	-	-	814	-							
	.2	.3	.1	.4	.1	.2	.2	-	-	-	-	.5	-							
	100.0	78.9	21.1	69.5	30.5	30.5	30.5	-	-	-	-	21.1	-							
REST OF CHINOOK COUNTRY	9174	6802	2372	3069	6105	3147	2267	880	2345	613	4589	3708	-							
	.6	.7	.4	.4	.7	.5	.4	1.4	1.1	1.1	.7	2.1	876							
	100.0	74.1	25.9	33.5	66.5	34.3	24.7	9.6	25.6	6.7	50.0	40.4	9.6							
TOTAL GATEWAY	17225	14752	2473	2930	14294	12759	12759	-	573	962	3548	-	12626							
	1.1	1.4	.4	.4	1.5	1.9	2.0	-	.3	1.7	.6	-	2.1							
	100.0	85.6	14.4	17.0	83.0	74.1	74.1	-	3.3	5.6	20.6	-	73.3							
MEDICINE HAT	7110	5292	1818	1662	5448	5203	5203	-	245	-	1600	-	4459							
	.4	.5	.3	.2	.6	.8	.8	-	.1	-	.3	-	.8							
	100.0	74.4	25.6	23.4	76.6	73.2	73.2	-	3.4	-	22.5	-	62.7							
REST OF GATEWAY	10114	9459	655	1268	8846	7556	7556	-	328	962	1947	-	8167							
	.6	.9	.1	.2	.9	1.1	1.2	-	.2	1.7	.3	-	1.4							
	100.0	93.5	6.5	12.5	87.5	74.7	74.7	-	3.2	9.5	19.3	-	80.7							
BIG COUNTRY	12492	9220	3272	6966	5526	5255	2201	3054	271	-	6676	1293	4017							
	.8	.9	.5	1.0	.6	.8	.3	4.9	.1	-	1.1	.7	1.7							
	100.0	73.8	26.2	55.8	44.2	42.1	17.6	24.4	2.2	-	53.4	10.4	32.2							

Continued

Q-5 PLACE OF RESIDENCE - EXTENDED LOCATION LIST
 BASE: PARTY VISITS
 BY PARKS AS MAIN DESTINATION OF ENTIRE TRIP, LENGTH OF STAY, ACCOMMODATION TYPE(S) USED, SEASON

PARKS MAIN

	TOTAL	YES	NO	SAME-DAY OVERNIGHT	ACCOMMODATION TYPE			ANY TRAILER, CAMPING	VACATION HOME, VFR	SEASON				
					ANY ROOFED	HOTEL, LODGE	ALL OTHER ROOFED			FALL	WINTER	SPRING	SUMMER	
TOTAL DAVID THOMPSON COUNTRY	51781	34187	17595	12942	38840	31565	30070	2083	5247	2540	16718	4456	25863	4745
	3.2	3.4	2.9	1.9	4.2	4.6	4.7	3.3	2.5	4.4	2.7	2.5	4.4	2.0
	100.0	66.0	34.0	25.0	75.0	61.0	58.1	4.0	10.1	4.9	32.3	8.6	49.9	9.2
RED DEER	16036	11638	4398	2810	13226	11558	11047	511	2180	-	1355	964	10245	3472
	1.0	1.1	.7	.4	1.4	1.7	1.7	.8	1.0	-	.2	.5	1.7	1.4
	100.0	72.6	27.4	17.5	82.5	72.1	68.9	3.2	13.6	-	8.4	6.0	63.9	21.7
REST OF DAVID THOMPSON COUNTRY	35745	22549	13196	10132	25613	20007	19024	1572	3067	2540	15364	3492	15617	1272
	2.2	2.2	2.2	1.5	2.7	2.9	3.0	2.5	1.5	4.4	2.5	1.9	2.6	.5
	100.0	63.1	36.9	28.3	71.7	56.0	53.2	4.4	8.6	7.1	43.0	9.8	43.7	3.6
TOTAL BATTLE RIVER	31932	14777	17155	8656	23276	16047	15908	139	3862	2805	11284	3991	14791	1866
	2.0	1.4	2.8	1.3	2.5	2.3	2.5	.2	1.8	4.9	1.8	2.2	2.5	.8
	100.0	46.3	53.7	27.1	72.9	50.3	49.8	.4	12.1	8.8	35.3	12.5	46.3	5.8
SHERWOOD PARK	5842	4900	942	431	5411	3824	3824	-	1588	-	4030	472	1341	-
	.4	.5	.2	.1	.6	.6	.6	-	.8	-	.7	.3	.2	-
	100.0	83.9	16.1	7.4	92.6	65.4	65.4	-	27.2	-	69.0	8.1	22.9	-
REST OF BATTLE RIVER	26090	9877	16213	8225	17864	12223	12085	139	2275	2805	7254	3520	13450	1866
	1.6	1.0	2.7	1.2	1.9	1.8	1.9	.2	1.1	4.9	1.2	2.0	2.3	.8
	100.0	37.9	62.1	31.5	68.5	46.9	46.3	.5	8.7	10.8	27.8	13.5	51.6	7.2
LAKELAND	15298	3302	11996	10196	5102	1935	1935	-	3074	1055	6077	297	8720	204
	.9	.3	2.0	1.5	.5	.3	.3	-	1.5	1.8	1.0	.2	1.5	.1
	100.0	21.6	78.4	66.7	33.3	12.6	12.6	-	20.1	6.9	39.7	1.9	57.0	1.3
FORT McMURRAY	1930	1232	698	204	1726	447	447	-	1187	92	1187	-	539	204
	.1	.1	.1	*	.2	.1	.1	-	.6	.2	.2	-	.1	.1
	100.0	63.8	36.2	10.6	89.4	23.2	23.2	-	61.5	4.8	61.5	-	27.9	10.6
REST OF LAKELAND	13368	2069	11298	9992	3376	1488	1488	-	1888	962	4890	297	8181	-
	.8	.2	1.9	1.4	.4	.2	.2	-	.9	1.7	.8	.2	1.4	-
	100.0	15.5	84.5	74.7	25.3	11.1	11.1	-	14.1	7.2	36.6	2.2	61.2	-
EVERGREEN	44372	34908	9207	40719	3654	2888	2066	822	443	323	8801	409	23981	11182
	2.7	3.4	1.5	5.9	.4	.4	.3	1.3	.2	.6	1.4	.2	4.0	4.7
	100.0	78.7	20.7	91.8	8.2	6.5	4.7	1.9	1.0	.7	19.8	.9	54.0	25.2
LAND OF THE MIGHTY PEACE	11999	1254	10745	10546	1453	841	841	-	400	212	1622	342	10034	-
	.7	.1	1.8	1.5	.2	.1	.1	-	.2	.4	.3	.2	1.7	-
	100.0	10.4	89.6	87.9	12.1	7.0	7.0	-	3.3	1.8	13.5	2.9	83.6	-

Continued

Q.5 PLACE OF RESIDENCE - EXTENDED LOCATION LIST
 BASE: PARTY VISITS
 BY PARKS AS MAIN DESTINATION OF ENTIRE TRIP, LENGTH OF STAY, ACCOMMODATION TYPE(S) USED, SEASON

	PARKS MAIN										SEASON			
	===DESTINATION===		==LENGTH OF STAY==		=====ACCOMMODATION TYPE=====						=====		=====	
	TOTAL	YES	NO	SAME-DAY OVERNIGHT	ANY ROOFED	MOTEL, LODGE	MOTEL, ALL OTHER ROOFED	TRAILER, CAMPING	ANY VACATION HOME, VFR	SUMMER	FALL	WINTER	SPRING	
JASPER NATIONAL PARK	-	-	-	-	-	-	-	-	-	-	-	-	-	
TOTAL CALGARY DISTRICT	512027	427829	83256	284290	227737	179894	166176	13718	36660	18205	122213	55824	260390	73600
	31.5	42.0	13.8	41.2	24.4	26.3	26.2	22.0	17.4	31.6	20.0	31.0	43.9	30.6
	100.0	83.6	16.3	55.5	44.5	35.1	32.5	2.7	7.2	3.6	23.9	10.9	50.9	14.4
CALGARY	488159	407301	80795	261067	227092	179248	165853	13395	36660	18205	117238	52695	250394	67832
	30.0	40.0	13.4	37.8	24.3	26.2	26.1	21.5	17.4	31.6	19.2	29.3	42.2	28.2
	100.0	83.4	16.6	53.5	46.5	36.7	34.0	2.7	7.5	3.7	24.0	10.8	51.3	13.9
REST OF CALGARY DISTRICT	23868	20528	2460	23223	646	646	323	323	-	-	4975	3129	9996	5768
	1.5	2.0	.4	3.4	.1	.1	.5	.5	-	-	.8	1.7	1.7	2.4
	100.0	86.0	10.3	97.3	2.7	2.7	1.4	1.4	-	-	20.8	13.1	41.9	24.2
EDMONTON	212594	141808	70694	87572	125022	81692	76634	5387	27830	16071	67811	10209	94610	39965
	13.1	13.9	11.7	12.7	13.4	11.9	12.1	8.6	13.2	27.9	11.1	5.7	16.0	16.6
	100.0	66.7	33.3	41.2	58.8	38.4	36.0	2.5	13.1	7.6	31.9	4.8	44.5	18.8
BANFF NATIONAL PARK	-	-	-	-	-	-	-	-	-	-	-	-	-	-
GAME COUNTRY	5061	1934	3127	2080	2981	1795	1647	148	999	187	2699	187	670	1505
	.3	2	.5	.3	.3	.3	.3	.2	.5	.3	.4	.1	.1	.6
	100.0	38.2	61.8	41.1	58.9	35.5	32.5	2.9	19.7	3.7	53.3	3.7	13.2	29.7
GRAND PRAIRIE	759	573	187	-	759	573	573	-	-	187	-	187	573	-
	*	.1	*	-	.1	.1	.1	-	-	.3	-	.1	.1	-
	100.0	75.4	24.6	-	100.0	75.4	75.4	-	-	24.6	-	24.6	75.4	-
REST OF GAME COUNTRY	4302	1361	2940	2080	2222	1222	1075	148	999	-	2699	-	97	1505
	.3	.1	.5	.3	.2	.2	.2	.2	.5	-	.4	-	*	.6
	100.0	31.6	68.4	48.3	51.7	28.4	25.0	3.4	23.2	-	62.7	-	2.3	35.0
LAND OF THE MIDNIGHT TWILIGHT	31336	10473	20863	7186	24149	17491	16967	524	6658	-	15895	1196	10879	3366
	1.9	1.0	3.5	1.0	2.6	2.6	2.7	.8	3.2	-	2.6	.7	1.8	1.4
	100.0	33.4	66.6	22.9	77.1	55.8	54.1	1.7	21.2	-	50.7	3.8	34.7	10.7
ST. ALBERT	6578	6161	417	-	6578	6578	6236	342	-	-	-	963	3577	2038
	.4	.6	.1	-	.7	1.0	1.0	.5	-	-	-	.5	.6	.8
	100.0	93.7	6.3	-	100.0	100.0	94.8	5.2	-	-	-	14.6	54.4	31.0

Q.5 PLACE OF RESIDENCE - EXTENDED LOCATION LIST

BASE: PARTY VISITS
BY PARKS AS MAIN DESTINATION OF ENTIRE TRIP, LENGTH OF STAY, ACCOMMODATION TYPE(S) USED, SEASON

	PARKS MAIN										=====ACCOMMODATION TYPE=====					=====SEASON=====			
	TOTAL	YES	NO	SAME-DAY OVERNIGHT	ANY ROOFED	HOTEL, MOTEL, LODGE	ALL OTHER ROOFED	TRAILER, CAMPING	ANY VACATION HOME, VFR	OMN	SUMMER	FALL	WINTER	SPRING					
REST OF LAND OF THE MIDNIGHT TWILIGHT	24757	4311	20446	7186	17571	10913	10731	182	6658	-	15895	233	7302	1328					
	1.5	.4	3.4	1.0	1.9	1.6	1.7	.3	3.2	-	2.6	.1	1.2	.6					
	100.0	17.4	82.6	29.0	71.0	44.1	43.3	.7	26.9	-	64.2	.9	29.5	5.4					
BRITISH COLUMBIA	165436	41627	123809	97104	68333	36856	33834	3345	23698	8787	68817	29736	37128	29755					
	10.2	4.1	20.5	14.1	7.3	5.4	5.3	5.4	11.3	15.3	11.2	16.5	6.3	12.4					
	100.0	25.2	74.8	58.7	41.3	22.3	20.5	2.0	14.3	5.3	41.6	18.0	22.4	18.0					
VANCOUVER ISLAND/ COAST	32139	6253	25886	21176	10963	6629	6629	322	4986	-	9839	3800	12339	6160					
	2.0	.6	4.3	3.1	1.2	1.0	1.0	.5	2.4	-	1.6	2.1	2.1	2.6					
	100.0	19.5	80.5	65.9	34.1	20.6	20.6	1.0	15.5	-	30.6	11.8	38.4	19.2					
LOWER MAINLAND/ SOUTHWEST	61196	18922	42274	28511	32685	19814	17805	2009	8031	4841	26319	14448	12252	8177					
	3.8	1.9	7.0	4.1	3.5	2.9	2.8	3.2	3.8	8.4	4.3	8.0	2.1	3.4					
	100.0	30.9	69.1	46.6	53.4	32.4	29.1	3.3	13.1	7.9	43.0	23.6	20.0	13.4					
OKANAGAN	32782	4160	28622	21025	11757	5321	4307	1014	2526	3909	11262	7021	8452	6048					
	2.0	.4	4.7	3.0	1.3	.8	.7	1.6	1.2	6.8	1.8	3.9	1.4	2.5					
	100.0	12.7	87.3	64.1	35.9	16.2	13.1	3.1	7.7	11.9	34.4	21.4	25.8	18.4					
KOOTENAY	14511	6679	7832	12078	2433	2433	2433	-	-	-	6487	905	2380	4739					
	.9	.7	1.3	1.7	.3	.4	.4	-	-	-	1.1	.5	.4	2.0					
	100.0	46.0	54.0	83.2	16.8	16.8	16.8	-	-	-	44.7	6.2	16.4	32.7					
CARIBOO	14144	4312	9832	7385	6759	1250	1250	-	5831	37	9088	2444	-	2613					
	.9	.4	1.6	1.1	.7	.2	.2	-	2.8	.1	1.5	1.4	-	1.1					
	100.0	30.5	69.5	52.2	47.8	8.8	8.8	-	41.2	.3	64.2	17.3	-	18.5					
NORTH COAST	4039	144	3895	3545	493	-	-	-	493	-	1969	411	907	752					
	.2	#	.6	.5	.1	-	-	-	.2	-	.3	.2	.2	.3					
	100.0	3.6	96.4	87.8	12.2	-	-	-	12.2	-	48.7	10.2	22.5	18.6					
NELHAKO	3512	643	2869	2869	643	297	297	-	346	-	1802	708	797	204					
	.2	.1	.5	.4	.1	#	#	-	.2	-	.3	.4	.1	.1					
	100.0	18.3	81.7	81.7	18.3	8.5	8.5	-	9.9	-	51.3	20.2	22.7	5.8					
PEACE RIVER	3114	515	2598	515	2598	1112	1112	-	1486	-	2051	-	-	1062					
	.2	.1	.4	.1	.3	.2	.2	-	.7	-	.3	-	-	.4					
	100.0	16.5	83.5	16.5	83.5	35.7	35.7	-	47.7	-	65.9	-	-	34.1					
SASKATCHEWAN	55233	34255	20979	18581	36653	19571	19571	257	17807	766	28934	5015	11996	9288					
	3.4	3.4	3.5	2.7	3.9	2.9	3.1	.4	8.5	1.3	4.7	2.8	2.0	3.9					
	100.0	62.0	38.0	33.6	66.4	35.4	35.4	.5	32.2	1.4	52.4	9.1	21.7	16.8					

Continued

Q.5 PLACE OF RESIDENCE - EXTENDED LOCATION LIST
 BASE: PARTY VISITS
 BY PARKS AS MAIN DESTINATION OF ENTIRE TRIP, LENGTH OF STAY, ACCOMMODATION TYPE(S) USED, SEASON

PARKS MAIN

	TOTAL	YES	NO	SAME-DAY OVERNIGHT	ANY ROOFED	ACCOMMODATION TYPE				SEASON			
						HOTEL, LODGE	ALL OTHER ROOFED	TRAILER, CAMPING	ANY VACATION HOME, VFR	FALL	WINTER	SPRING	SUMMER
REGINA	5134	2187	2947	588	4545	2060	257	2485	170	2931	561	680	962
	.3	.2	.5	.1	.5	.3	.4	1.2	.3	.5	.3	.1	.4
	100.0	42.6	57.4	11.5	88.5	40.1	5.0	48.4	3.3	57.1	10.9	13.2	18.7
SASKATOON	26355	16125	10230	11093	15261	4519	-	11467	244	19113	2187	3094	1961
	1.6	1.6	1.7	1.6	1.6	.7	.7	5.4	.4	3.1	1.2	.5	.8
	100.0	61.2	38.8	42.1	57.9	17.1	17.1	43.5	.9	72.5	8.3	11.7	7.4
REST OF SASKATCHEWAN	23745	15943	7802	6899	16846	12991	-	3855	352	6890	2267	8223	6365
	1.5	1.6	1.3	1.0	1.8	1.9	2.0	1.8	.6	1.1	1.3	1.4	2.6
	100.0	67.1	32.9	29.1	70.9	54.7	54.7	16.2	1.5	29.0	9.5	34.6	26.8
MANITOBA	36257	14450	21545	17670	18587	16370	4968	2217	-	9960	2804	21410	2083
	2.2	1.4	3.6	2.6	2.0	2.4	8.0	1.1	1.1	1.6	1.6	3.6	.9
	100.0	39.9	59.4	48.7	51.3	45.2	13.7	6.1	-	27.5	7.7	59.1	5.7
WINNIPEG	18953	9695	9258	7053	11900	10667	4756	1234	-	4777	2804	9878	1495
	1.2	1.0	1.5	1.0	1.3	1.6	7.6	.6	-	.8	1.6	1.7	.6
	100.0	51.2	48.8	37.2	62.8	56.3	25.1	6.5	-	25.2	14.8	52.1	7.9
REST OF MANITOBA	17303	4754	12287	10617	6687	5703	212	983	-	5183	-	11532	588
	1.1	.5	2.0	1.5	.7	.8	.3	.5	-	.8	-	1.9	.2
	100.0	27.5	71.0	61.4	38.6	33.0	1.2	5.7	-	30.0	-	66.6	3.4
ONTARIO	50482	17685	32797	24942	25540	19471	2019	6055	1215	26577	9381	8019	6504
	3.1	1.7	5.4	3.6	2.7	2.8	3.2	2.9	2.1	4.3	5.2	1.4	2.7
	100.0	35.0	65.0	49.4	50.6	38.6	4.0	12.0	2.4	52.6	18.6	15.9	12.9
TORONTO	13328	7266	6063	3074	10255	9139	105	860	672	4760	3786	4017	766
	.8	.7	1.0	.4	1.1	1.3	.2	.4	1.2	.8	2.1	.7	.3
	100.0	54.5	45.5	23.1	76.9	68.6	.8	6.5	5.0	35.7	28.4	30.1	5.7
OTTAWA	9162	172	8991	8206	956	956	744	172	156	6950	522	1691	-
	.6	*	1.5	1.2	.1	.1	1.2	.1	.3	1.1	.3	.3	-
	100.0	1.9	98.1	89.6	10.4	10.4	8.1	1.9	1.7	75.9	5.7	18.5	-
REST OF SOUTHERN ONTARIO	23925	7686	16239	12936	10989	8624	1171	2480	156	13759	2878	1898	5391
	1.5	.8	2.7	1.9	1.2	1.3	1.9	1.2	.3	2.2	1.6	.3	2.2
	100.0	32.1	67.9	54.1	45.9	36.0	4.9	10.4	.7	57.5	12.0	7.9	22.5
NORTHERN ONTARIO	4066	2562	1505	725	3341	752	-	2544	232	1109	2196	414	348
	.3	.3	.2	.1	.4	.1	.1	1.2	.4	.2	1.2	.1	.1
	100.0	63.0	37.0	17.8	82.2	18.5	18.5	62.6	5.7	27.3	54.0	10.2	8.6

Continued

Q.5 PLACE OF RESIDENCE - EXTENDED LOCATION LIST
 BASE: PARTY VISITS
 BY PARKS AS MAIN DESTINATION OF ENTIRE TRIP, LENGTH OF STAY, ACCOMMODATION TYPE(S) USED, SEASON

	PARKS MAIN										=====ACCOMMODATION TYPE=====					=====SEASON=====			
	TOTAL	YES	NO	SAME-DAY OVERNIGHT	ANY ROOFED	MOTEL, LODGE	ALL OTHER ROOFED	TRAILER, CAMPING	ANY HOME, VFR	OMN	SUMMER	FALL	WINTER	SPRING					
QUEBEC	18650	4760	13890	2662	15988	13338	-	2790	247	3498	1140	9816	4196						
	1.1	.5	2.3	.4	1.7	2.1	-	1.3	.4	.6	.6	1.7	1.7						
	100.0	25.5	74.5	14.3	85.7	71.5	-	15.0	1.3	18.8	6.1	52.6	22.5						
MONTREAL	9747	4760	4987	-	9747	7716	-	1981	197	2140	1140	2619	3848						
	.6	.5	.8	1.0	1.0	1.2	-	.9	.3	.3	.6	.4	1.6						
	100.0	48.8	51.2	100.0	79.2	79.2	-	20.3	2.0	22.0	11.7	26.9	39.5						
QUEBEC CITY	967	-	967	-	967	348	-	569	50	619	-	-	348						
	.1	-	.2	.1	.1	.1	-	.3	.1	.1	-	-	.1						
	100.0	-	100.0	100.0	36.0	36.0	-	58.8	5.2	64.0	-	-	36.0						
REST OF QUEBEC	7936	-	7936	2662	5274	5274	-	240	-	739	-	7197	-						
	.5	-	1.3	.4	.6	.8	-	.1	-	.1	-	1.2	-						
	100.0	-	100.0	33.5	66.5	66.5	-	3.0	-	9.3	-	90.7	-						
MARITIMES	4452	1520	2931	1755	2697	2134	-	563	-	2170	529	1334	419						
	.3	.1	.5	.3	.3	.3	-	.3	-	.4	.3	.2	.2						
	100.0	34.2	65.8	39.4	60.6	47.9	-	12.7	-	48.7	11.9	30.0	9.4						
NEW BRUNSWICK	1590	558	1032	419	1171	1171	-	-	-	271	529	371	419						
	.1	.1	.2	.1	.1	.2	-	-	-	*	.3	.1	.2						
	100.0	35.1	64.9	26.4	73.6	73.6	-	-	-	17.0	33.3	23.4	26.4						
NEWFOUNDLAND	1344	962	381	-	1344	962	-	381	-	381	-	962	-						
	.1	.1	.1	-	.1	.2	-	.2	-	.1	-	.2	-						
	100.0	71.6	28.4	100.0	71.6	71.6	-	28.4	-	28.4	-	71.6	-						
NOVA SCOTIA	1518	-	1518	1336	182	-	-	182	-	1518	-	-	-						
	.1	-	.3	.2	*	-	-	.1	-	.2	-	-	-						
	100.0	-	100.0	88.0	12.0	-	-	12.0	-	100.0	-	-	-						
PRINCE EDWARD ISLAND	-	-	-	-	-	-	-	-	-	-	-	-	-						
YUKON	174	174	-	-	174	174	-	-	-	-	-	-	174						
	*	*	-	*	*	*	-	-	-	-	-	-	.1						
	100.0	100.0	-	100.0	100.0	100.0	-	-	-	-	-	-	100.0						
NORTHWEST TERRITORIES	767	104	663	663	104	104	-	-	-	-	663	104	-						
	*	*	.1	.1	*	*	-	-	-	-	.4	*	*						
	100.0	13.5	86.5	86.5	13.5	13.5	-	-	-	-	86.5	13.5	13.5						

0.5 PLACE OF RESIDENCE - EXTENDED LOCATION LIST
BASE: PARTY VISITS
BY PARKS AS MAIN DESTINATION OF ENTIRE TRIP, LENGTH OF STAY, ACCOMMODATION TYPE(S) USED, SEASON

	PARKS MAIN										SEASON									
	TOTAL	YES	NO	SAME-DAY OVERNIGHT	ANY ROOFED	HOTEL, LODGE	ALL OTHER ROOFED	TRAILER, CAMPING	ANY VACATION HOME, VFR	SUMMER	FALL	WINTER	SPRING	SUMMER	FALL	WINTER	SPRING			
U.S.A.	232759	138892	93605	43784	188974	144695	137821	15901	49677	3610	161125	26904	26760	17969	26904	26760	17969			
	14.3	13.6	15.5	6.3	20.2	21.1	21.7	25.5	23.6	6.3	26.3	14.9	4.5	7.5	14.9	4.5	7.5			
	100.0	59.7	40.2	18.8	81.2	62.2	59.2	6.8	21.3	1.6	69.2	11.6	11.5	7.7	11.6	11.5	7.7			
PACIFIC NORTHWEST	28171	14217	13954	7823	20348	15214	15204	11	7012	-	21105	4812	1718	535	4812	1718	535			
	1.7	1.4	2.3	1.1	2.2	2.2	2.4	*	3.3	-	3.4	2.7	.3	.2	2.7	.3	.2			
	100.0	50.5	49.5	27.8	72.2	54.0	54.0	*	24.9	-	74.9	17.1	6.1	1.9	17.1	6.1	1.9			
OREGON	8503	2191	6312	2580	5923	4219	4219	-	1704	-	8124	56	-	323	56	-	323			
	.5	.2	1.0	.4	.6	.6	.7	-	.8	-	1.3	*	-	.1	*	-	.1			
	100.0	25.8	74.2	30.3	69.7	49.6	49.6	-	20.0	-	95.5	.7	-	3.8	.7	-	3.8			
WASHINGTON	19668	12026	7642	5243	14425	10995	10985	11	5308	-	12981	4756	1718	212	4756	1718	212			
	1.2	1.2	1.3	.8	1.5	1.6	1.7	*	2.5	-	2.1	2.6	.3	.1	2.6	.3	.1			
	100.0	61.1	38.9	26.7	73.3	55.9	55.9	.1	27.0	-	66.0	24.2	8.7	1.1	24.2	8.7	1.1			
CALIFORNIA	33542	22242	11300	2901	30642	19370	18741	2097	11578	3497	22224	3616	6264	1439	3616	6264	1439			
	2.1	2.2	1.9	.4	3.3	2.8	3.0	3.4	5.5	6.1	3.6	2.0	1.1	.6	2.0	1.1	.6			
	100.0	66.3	33.7	8.6	91.4	57.7	55.9	6.3	34.5	10.4	66.3	10.8	18.7	4.3	10.8	18.7	4.3			
NORTHWEST	17914	5075	12840	6845	11069	9250	8199	1373	1881	-	7098	247	9310	1259	247	9310	1259			
	1.1	.5	2.1	1.0	1.2	1.4	1.3	2.2	.9	-	1.2	.1	1.6	.5	.1	1.6	.5			
	100.0	28.3	71.7	38.2	61.8	51.6	45.8	7.7	10.5	-	39.6	1.4	52.0	7.0	1.4	52.0	7.0			
IDAHO	2776	636	2140	147	2629	1147	308	839	1543	-	2529	247	-	-	247	-	-			
	.2	.1	.4	*	.3	.2	*	1.3	.7	-	.4	.1	-	-	.1	-	-			
	100.0	22.9	77.1	5.3	94.7	41.3	11.1	30.2	55.6	-	91.1	8.9	-	-	8.9	-	-			
MONTANA	14815	4439	10376	6698	8117	7780	7568	534	338	-	4569	-	9310	936	-	9310	936			
	.9	.4	1.7	1.0	.9	1.1	1.2	.9	.2	-	.7	-	1.6	.4	-	1.6	.4			
	100.0	30.0	70.0	45.2	54.8	52.5	51.1	3.6	2.3	-	30.8	-	62.8	6.3	-	62.8	6.3			
WYOMING	323	-	323	-	323	323	323	-	-	-	-	-	-	-	-	-	-			
	*	-	.1	*	*	*	.1	-	-	-	-	-	-	-	-	-	-			
	100.0	100.0	100.0	100.0	100.0	100.0	100.0	-	-	-	-	-	-	-	-	-	-			
SOUTHWEST	15478	8511	6967	5199	10280	6054	6054	131	4226	-	13574	1185	-	719	1185	-	719			
	1.0	.8	1.2	.8	1.1	.9	1.0	.2	2.0	-	2.2	.7	-	.3	.7	-	.3			
	100.0	55.0	45.0	33.6	66.4	39.1	39.1	.8	27.3	-	87.7	7.7	-	4.6	7.7	-	4.6			
ARIZONA	5103	1556	3547	3034	2069	1162	1162	-	907	-	5103	-	-	-	-	-	-			
	.3	.2	.6	.4	.2	.2	.2	-	.4	-	.8	-	-	-	-	-	-			
	100.0	30.5	69.5	59.4	40.6	22.8	22.8	-	17.8	-	100.0	-	-	-	-	-	-			

Q.5 PLACE OF RESIDENCE - EXTENDED LOCATION LIST
 BASE: PARTY VISITS
 BY PARKS AS MAIN DESTINATION OF ENTIRE TRIP, LENGTH OF STAY, ACCOMMODATION TYPE(S) USED, SEASON

	PARKS MAIN										SEASON									
	===DESTINATION===					==LENGTH OF STAY==					=====ACCOMMODATION TYPE=====					=====				
	TOTAL	YES	NO	SAME-DAY	OVERNIGHT	ANY ROOFED	HOTEL, LODGE	ALL OTHER ROOFED	TRAILER, CAMPING	ANY VACATION HOME, VFR	SUMMER	FALL	WINTER	SPRING	SUMMER	FALL	WINTER	SPRING		
COLORADO	6553	5142	1411	831	5723	4130	4130	-	1593	-	5077	888	-	588	-	-	-	-		
	.4	.5	.2	.1	.6	.7	.8		.8		.8	.5		.2						
	100.0	78.5	21.5	12.7	87.3	63.0	24.3		24.3		77.5	13.6		9.0						
NEVADA	559	262	297	-	559	262	-	297	-	262	297	-	-	-	-	-	-	-		
	*	*	*		.1	*		.1		*	*	.2								
	100.0	46.9	53.1		100.0	46.9		53.1		46.9	53.1									
NEW MEXICO	1560	1429	131	-	1560	131	131	1429	-	1429	-	-	-	131	-	-	-	131		
	.1	.1	*		.2	*	.2	.7		.2				.1				.1		
	100.0	91.6	8.4		100.0	8.4	8.4	91.6		91.6				8.4				8.4		
UTAH	1704	123	1581	1334	369	369	-	-	-	1704	-	-	-	-	-	-	-	-		
	.1	*	.3	.2	*	.1				.3										
	100.0	7.2	92.8	78.3	21.7	21.7				100.0										
NORTHWEST CENTRAL	18015	12267	5748	5086	12929	3972	3740	9059	-	13607	4107	-	-	204	-	-	-	-		
	1.1	1.2	1.0	.7	1.4	.6	.6	4.3		2.2	2.3			.1				.1		
	100.0	68.1	31.9	28.2	71.8	22.0	20.8	50.3		75.5	22.8			.5				1.1		
IOWA	943	621	322	-	943	621	621	322	-	322	621	-	-	-	-	-	-	-		
	.1	.1	.1		.1	.1	.1	.2		.1	.3									
	100.0	65.8	34.2		100.0	65.8	65.8	34.2		34.2	65.8									
KANSAS	262	262	-	-	262	262	-	-	-	262	-	-	-	-	-	-	-	-		
	*	*			*	*				*	*									
	100.0	100.0			100.0	100.0				100.0										
MINNESOTA	6934	6339	595	441	6493	536	434	6058	-	4484	2245	-	-	204	-	-	-	-		
	.4	.6	.1	.1	.7	.1	.1	2.9		.7	1.2			.1						
	100.0	91.4	8.6	6.4	93.6	7.7	6.3	87.4		64.7	32.4			2.9						
MISSOURI	4892	1360	3533	3490	1402	1162	1031	240	-	4272	621	-	-	-	-	-	-	-		
	.3	.1	.6	.5	.1	.2	.8	.1		.7	.3									
	100.0	27.8	72.2	71.3	28.7	23.8	21.1	4.9		87.3	12.7									
NEBRASKA	1592	1448	144	-	1592	773	773	819	-	1592	-	-	-	-	-	-	-	-		
	.1	.1	*		.2	.1	.1	.4		.3										
	100.0	91.0	9.0		100.0	48.6	48.6	51.4		100.0										
NORTH DAKOTA	1013	1013	-	-	1013	237	237	776	-	296	621	-	-	97	-	-	-	-		
	.1	.1			.1	*	*	.4		*	.3			*						
	100.0	100.0			100.0	23.4	23.4	76.6		29.2	61.3			9.5						

Continued

Q.5 PLACE OF RESIDENCE - EXTENDED LOCATION LIST
 BASE: PARTY VISITS
 BY PARKS AS MAIN DESTINATION OF ENTIRE TRIP, LENGTH OF STAY, ACCOMMODATION TYPE(S) USED, SEASON

	PARKS MAIN										PARKS SEASON									
	==DESTINATION==					==LENGTH OF STAY==					=====ACCOMMODATION TYPE=====					=====SEASON=====				
	TOTAL	YES	NO	SAME-DAY	OVERNIGHT	ANY	HOTEL,	ANY	ANY	OWN	SUMMER	FALL	WINTER	SPRING						
						ROOFED	LODGE	TRAILER,	TRAILER,	HOME, VFR										
								ROOFED	ROOFED	CAMPING										
SOUTH DAKOTA	2379	1225	1154	1154	1225	381	381	-	863	-	2379	-	-	-	-	-	-	-	-	-
	.1	.1	.2	.2	.1	.1	.1		.4		.4									
	100.0	51.5	48.5	48.5	51.5	16.0	16.0		35.4		100.0									
SOUTHWEST CENTRAL	20448	12348	8100	5004	15445	14176	14176	14	2126	-	10822	4722	2360	2545						
	1.3	1.2	1.3	.7	1.7	2.1	2.2	*	1.0		1.8	2.6	.4	1.1						
	100.0	60.4	39.6	24.5	75.5	69.3	69.3	.1	10.4		52.9	23.1	11.5	12.4						
ARKANSAS	295	295	-	-	295	113	113	-	182	-	182	113	-	-						
	*	*			*	*	*		.1		*	.1								
	100.0	100.0			100.0	38.3	38.3		61.7		61.7	38.3								
LOUISIANA	5037	2060	2977	1711	3326	2560	2560	-	765	-	3153	113	504	1268						
	.3	.2	.5	.2	.4	.4	.4		.4		.5	.1	.1	.5						
	100.0	40.9	59.1	34.0	66.0	50.8	50.8		15.2		62.6	2.2	10.0	25.2						
OKLAHOMA	4408	2399	2009	-	4408	4408	4408	-	-	-	2399	2009	-	-						
	.3	.2	.3		.5	.6	.7				.4	1.1								
	100.0	54.4	45.6		100.0	100.0	100.0				54.4	45.6								
TEXAS	10709	7594	3115	3293	7417	7095	7095	14	1179	-	5088	2487	1856	1278						
	.7	.7	.5	.5	.8	1.0	1.1	*	.6		.8	1.4	.3	.5						
	100.0	70.9	29.1	30.7	69.3	66.2	66.2	.1	11.0		47.5	23.2	17.3	11.9						
EAST CENTRAL	31941	24524	7416	4078	27863	22585	21184	1587	5755	-	30140	315	-	1485						
	2.0	2.4	1.2	.6	3.0	3.3	3.3	2.5	2.7		4.9	.2		.6						
	100.0	76.8	23.2	12.8	87.2	70.7	66.3	5.0	18.0		94.4	1.0		4.6						
ALABAMA	262	-	262	-	262	262	262	-	-	-	262	-	-	-						
	*	*	*		*	*	*				*									
	100.0	100.0	100.0		100.0	100.0	100.0				100.0									
ILLINOIS	4839	4391	449	-	4839	4517	4517	-	322	-	4727	113	-	-						
	.3	.4	.1		.5	.7	.7		.2		.8	.1								
	100.0	90.7	9.3		100.0	93.3	93.3		6.7		97.7	2.3								
INDIANA	1611	1191	420	553	1058	954	954	-	105	-	645	65	-	901						
	.1	.1	.1	.1	.1	.1	.2		*		.1	*		.4						
	100.0	73.9	26.1	34.3	65.7	59.2	59.2		6.5		40.0	4.1		55.9						
KENTUCKY	-	-	-	-	-	-	-	-	-	-	-	-	-	-						

0.5 PLACE OF RESIDENCE - EXTENDED LOCATION LIST
 BASE: PARTY VISITS
 BY PARKS AS MAIN DESTINATION OF ENTIRE TRIP, LENGTH OF STAY, ACCOMMODATION TYPE(S) USED, SEASON

	PARKS MAIN										SEASON									
	TOTAL	YES	NO	SAME-DAY OVERNIGHT	ANY ROOFED	HOTEL, MOTEL, ALL OTHER LODGE	ANY TRAILER, CAMPING	ANY VACATION HOME, VFR	OWN	SUMMER	FALL	WINTER	SPRING	SUMMER	FALL	WINTER	SPRING			
MICHIGAN	8822	8062	759	2957	5865	3919	2936	1112	1946	-	-	-	8368	-	-	-	453			
	.5	.8	.1	.4	.6	.6	.5	1.8	.9	-	-	-	1.4	-	-	-	.2			
	100.0	91.4	8.6	33.5	66.5	44.4	33.3	12.6	22.1	-	-	-	94.9	-	-	-	5.1			
MISSISSIPPI	1250	262	988	-	1250	869	869	-	381	-	-	-	1250	-	-	-	-			
	.1	*	.2	-	.1	.1	.1	-	.2	-	-	-	.2	-	-	-	-			
	100.0	21.0	79.0	100.0	69.5	69.5	69.5	30.5	30.5	-	-	-	100.0	-	-	-	-			
OHIO	10801	9117	1684	254	10546	10224	10224	58	644	-	-	-	10732	69	-	-	-			
	.7	.9	.3	*	1.1	1.5	1.6	.1	.3	-	-	-	1.8	*	-	-	-			
	100.0	84.4	15.6	2.4	97.6	94.7	94.7	.5	6.0	-	-	-	99.4	.6	-	-	-			
TENNESSEE	1292	330	961	-	1292	1161	1161	-	131	-	-	-	1092	69	-	-	131			
	.1	*	.2	-	.1	.2	.2	-	.1	-	-	-	.2	*	-	-	.1			
	100.0	25.6	74.4	100.0	89.9	89.9	89.9	10.1	10.1	-	-	-	84.6	5.3	-	-	10.1			
WISCONSIN	3064	1171	1893	313	2751	680	262	418	2227	-	-	-	3064	-	-	-	-			
	.2	.1	.3	*	.3	.1	*	.7	1.1	-	-	-	.5	-	-	-	-			
	100.0	38.2	61.8	10.2	89.8	22.2	8.5	13.6	72.7	-	-	-	100.0	-	-	-	-			
NORTHEAST SEABOARD	32725	22449	10014	2711	30014	28884	25859	5506	2014	-	-	-	22117	1744	2942	5922	-			
	2.0	2.2	1.7	.4	3.2	4.2	4.1	8.8	1.0	-	-	-	3.6	1.0	.5	2.5	-			
	100.0	68.6	30.6	8.3	91.7	88.3	79.0	16.8	6.2	-	-	-	67.6	5.3	9.0	18.1	-			
CONNECTICUT	845	610	235	-	845	845	845	-	-	-	-	-	262	235	-	-	348			
	.1	.1	*	-	.1	.1	.1	-	-	-	-	-	*	.1	-	-	.1			
	100.0	72.2	27.8	100.0	100.0	100.0	100.0	-	-	-	-	-	31.0	27.8	-	-	41.2			
MAINE	10	-	10	-	10	10	10	-	-	-	-	-	10	-	-	-	-			
	*	*	*	*	*	*	*	-	-	-	-	-	*	-	-	-	-			
	100.0	100.0	100.0	100.0	100.0	100.0	100.0	-	-	-	-	-	100.0	-	-	-	-			
MASSACHUSETTS	6442	6295	147	1169	5272	5125	5125	42	147	-	-	-	5272	663	-	-	506			
	.4	.6	*	.2	.6	.7	.8	.1	.1	-	-	-	.9	.4	-	-	.2			
	100.0	97.7	2.3	18.2	81.8	79.6	79.6	.7	2.3	-	-	-	81.8	10.3	-	-	7.9			
NEW HAMPSHIRE	-	-	-	-	-	-	-	-	-	-	-	-	-	-	-	-	-			
NEW JERSEY	4349	3047	1302	1016	3333	3333	3333	262	-	-	-	-	2846	113	-	-	1390			
	.3	.3	.2	.1	.4	.5	.5	.4	-	-	-	-	.5	.1	-	-	.6			
	100.0	70.1	29.9	23.4	76.6	76.6	76.6	6.0	-	-	-	-	65.4	2.6	-	-	32.0			

Continued

Q-5 PLACE OF RESIDENCE - EXTENDED LOCATION LIST
 BASE: PARTY VISITS
 BY PARKS AS MAIN DESTINATION OF ENTIRE TRIP, LENGTH OF STAY, ACCOMMODATION TYPE(S) USED, SEASON

PARKS MAIN
 =====DESTINATION===== ==LENGTH OF STAY== =====ACCOMMODATION TYPE===== ANY TRAILER, ANY OWN
 HOTEL, MOTEL, ALL OTHER TRAILER, VACATION
 LODGE ROOFED CAMPING HOME, VFR

	TOTAL	YES	NO	SAME-DAY	OVERNIGHT	ANY ROOFED	HOTEL, MOTEL, ALL OTHER TRAILER, VACATION			SUMMER	FALL	WINTER	SPRING
							LODGE	ROOFED	CAMPING				
NEW YORK	13761	8046	5716	352	13410	13410	10385	5202	839	11027	564	-	2170
	.8	.8	.9	.1	1.4	2.0	1.6	8.3	.4	1.8	.3	-	.9
	100.0	58.5	41.5	2.6	97.4	97.4	75.5	37.8	6.1	80.1	4.1	-	15.8
PENNSYLVANIA	6750	4056	2431	-	6750	5766	5766	-	983	2655	169	2591	1334
	.4	.4	.4	-	.7	.8	.9	-	.5	.4	.1	.4	.6
	100.0	60.1	36.0	-	100.0	85.4	85.4	-	14.6	39.3	2.5	38.4	19.8
RHODE ISLAND	-	-	-	-	-	-	-	-	-	-	-	-	-
VERMONT	569	395	174	174	395	395	395	-	45	45	-	350	174
	*	*	*	*	*	.1	.1	-	*	*	-	.1	.1
	100.0	69.5	30.5	30.5	69.5	69.5	69.5	-	7.9	7.9	-	61.6	30.5
SOUTHEAST SEABOARD	30056	16737	13319	3996	26060	23584	23060	4609	3307	19217	3328	4070	3441
	1.8	1.6	2.2	.6	2.8	3.4	3.6	7.4	1.6	3.1	1.8	.7	1.4
	100.0	55.7	44.3	13.3	86.7	78.5	76.7	15.3	11.0	63.9	11.1	13.5	11.4
DELANARE	262	262	-	-	262	262	262	-	-	262	-	-	-
	*	*	-	-	*	*	*	-	-	*	-	-	-
	100.0	100.0	-	-	100.0	100.0	100.0	-	-	100.0	-	-	-
FLORIDA	12855	6678	6177	-	12855	11209	10686	1160	1645	8559	2281	-	2015
	.8	.7	1.0	-	1.4	1.6	1.7	1.9	.8	1.4	1.3	-	.8
	100.0	51.9	48.1	-	100.0	87.2	83.1	9.0	12.8	66.6	17.7	-	15.7
GEORGIA	3984	3871	113	-	3984	3984	3984	-	-	-	113	3497	374
	.2	.4	*	-	.4	.6	.6	-	-	-	.1	.6	.2
	100.0	97.2	2.8	-	100.0	100.0	100.0	-	-	-	2.8	87.8	9.4
MARYLAND	1374	331	1043	-	1374	1374	1374	-	-	340	113	-	921
	.1	*	.2	-	.1	.2	.2	-	-	.1	.1	-	.4
	100.0	24.1	75.9	-	100.0	100.0	100.0	-	-	24.7	8.2	-	67.0
NORTH CAROLINA	5164	925	4239	3996	1168	1168	1168	-	-	4294	297	574	-
	.3	.1	.7	.6	.1	.2	.2	-	-	.7	.2	.1	-
	100.0	17.9	82.1	77.4	22.6	22.6	22.6	-	-	83.1	5.7	11.1	-
SOUTH CAROLINA	-	-	-	-	-	-	-	-	-	-	-	-	-

Q.5 PLACE OF RESIDENCE - EXTENDED LOCATION LIST
 BASE: PARTY VISITS
 BY PARKS AS MAIN DESTINATION OF ENTIRE TRIP, LENGTH OF STAY, ACCOMMODATION TYPE(S) USED, SEASON

	PARKS MAIN				ACCOMMODATION TYPE										SEASON			
	TOTAL	YES	NO	SAME-DAY OVERNIGHT	ANY ROOFED	HOTEL, LODGE	MOTEL, ALL OTHER ROOFED	TRAILER, CAMPING	ANY VACATION HOME, VFR	SUMMER	FALL	WINTER	SPRING	SUMMER	FALL	WINTER	SPRING	
VIRGINIA	1308	393	916	-	1308	1308	-	-	-	654	524	-	131	-	-	-	-	
	-1	*	-2	-	-1	-2	-	-	-	-1	-3	-	-1	-	-	-	-	
	100.0	30.0	70.0	100.0	100.0	100.0	-	-	-	50.0	40.0	-	10.0	-	-	-	-	
WEST VIRGINIA	-	-	-	-	-	-	-	-	-	-	-	-	-	-	-	-	-	
WASHINGTON D.C.	5109	4279	831	-	5109	4279	3448	1661	-	5109	-	-	-	-	-	-	-	
	-3	-4	-1	-	-5	-7	5.5	-8	-	-8	-	-	-	-	-	-	-	
	100.0	83.7	16.3	100.0	83.7	83.7	67.5	32.5	-	100.0	-	-	-	-	-	-	-	
NON-CONTINENTAL	4468	521	3947	144	4324	1605	-	2719	-	1221	2828	-	419	-	-	-	-	
	-3	-1	-7	*	-5	-3	-	1.3	-	-2	1.6	-	-2	-	-	-	-	
	100.0	11.7	88.3	3.2	96.8	35.9	-	60.9	-	27.3	63.3	-	9.4	-	-	-	-	
ALASKA	3152	322	2829	144	3008	999	-	2009	-	466	2267	-	419	-	-	-	-	
	-2	*	-5	*	-3	-1	-	1.0	-	-1	1.3	-	-2	-	-	-	-	
	100.0	10.2	89.8	4.6	95.4	31.7	-	63.7	-	14.8	71.9	-	13.3	-	-	-	-	
HAWAII	1316	199	1117	-	1316	606	-	710	-	755	561	-	-	-	-	-	-	
	-1	*	-2	-	-1	-1	-	-3	-	-1	-3	-	-	-	-	-	-	
	100.0	15.1	84.9	100.0	46.0	46.0	-	54.0	-	57.4	42.6	-	-	-	-	-	-	
OTHER COUNTRIES	100987	60626	39837	3566	97421	75688	9062	18469	9	41847	21222	10011	27908	-	-	-	-	
	6.2	5.9	6.6	-5	10.4	10.6	14.5	8.8	*	6.8	11.8	1.7	11.6	-	-	-	-	
	100.0	60.0	39.4	3.5	96.5	74.9	9.0	18.3	*	41.4	21.0	9.9	27.6	-	-	-	-	
ENGLAND	17617	10465	7151	49	17567	13337	4403	4386	-	5198	2722	3339	6358	-	-	-	-	
	1.1	1.0	1.2	*	1.9	1.4	7.1	2.1	-	-8	1.5	-6	2.6	-	-	-	-	
	100.0	59.4	40.6	.3	99.7	50.7	25.0	24.9	-	29.5	15.4	19.0	36.1	-	-	-	-	
REST OF BRITISH ISLES AND IRELAND	3137	1074	2063	1543	1593	1297	-	1074	-	1142	1995	-	-	-	-	-	-	
	-2	-1	-3	-2	-2	-2	-	-5	-	-2	1.1	-	-	-	-	-	-	
	100.0	34.2	65.8	49.2	50.8	41.3	-	34.2	-	36.4	63.6	-	-	-	-	-	-	
WEST GERMANY	21407	14308	7099	204	21202	11078	87	5810	-	10510	113	-	10785	-	-	-	-	
	1.5	1.4	1.2	*	2.3	1.6	.1	2.8	-	1.7	.1	-	4.5	-	-	-	-	
	100.0	66.8	33.2	1.0	99.0	51.7	.4	27.1	-	49.1	.5	-	50.4	-	-	-	-	
FRANCE	950	613	337	613	337	106	231	106	-	950	-	-	-	-	-	-	-	
	-1	-1	-1	*	*	*	-4	*	-	-2	-	-	-	-	-	-	-	
	100.0	64.5	35.5	64.5	35.5	11.2	24.3	11.2	-	100.0	-	-	-	-	-	-	-	

Continued

Q-5 PLACE OF RESIDENCE - EXTENDED LOCATION LIST
 BASE: PARTY VISITS
 BY PARKS AS MAIN DESTINATION OF ENTIRE TRIP, LENGTH OF STAY, ACCOMMODATION TYPE(S) USED, SEASON

	PARKS MAIN										SEASON			
	TOTAL	YES	NO	SAME-DAY OVERNIGHT	ANY ROOFED	HOTEL, LODGE	ALL OTHER ROOFED	TRAILER, CAMPING	ANY VACATION HOME, VFR	SUMMER	FALL	WINTER	SPRING	
SCANDINAVIA	575	-	575	-	575	575	-	-	-	575	-	-	-	
	*		-1		-1	-1				-1				
	100.0		100.0		100.0	100.0				100.0				
BENELUX	1422	481	940	154	366	316	49	902	-	627	49	-	745	
	-1	*	-2	*	-1	*	-1	-4		-1	*		-3	
	100.0	33.9	66.1	10.8	25.7	22.3	3.5	63.4		44.1	3.5		52.4	
SWITZERLAND	4139	1878	2261	-	689	678	11	3451	-	3176	964	-	-	
	-3	-2	-4		-1	-1	*	-6		-5	-5		-	
	100.0	45.4	54.6		16.6	16.4	.3	83.4		76.7	23.3		-	
AUSTRIA	323	217	105	-	323	218	105	105	-	210	113	-	-	
	*	*	*		*	*	.2	*		*	.1		-	
	100.0	67.4	32.6		100.0	67.6	32.4	32.4		65.0	35.0		-	
SPAIN	-	-	-	-	-	-	-	-	-	-	-	-	-	
ITALY	312	312	-	-	-	-	-	312	-	312	-	-	-	
	*	*			*	*		-1		-1			-	
	100.0	100.0			100.0			100.0		100.0			-	
AUSTRALIA	12835	6021	6552	144	10682	8753	2184	2009	9	4312	6351	574	1598	
	-8	-6	1.1	*	1.6	1.4	3.5	1.0	*	-7	3.5	-1	-7	
	100.0	46.9	51.0	1.1	83.2	68.2	17.0	15.7	.1	33.6	49.5	4.5	12.4	
NEW ZEALAND	1059	691	368	-	1059	368	691	-	-	40	328	691	-	
	-1	-1	-1		-2	-1	1.1	-		*	.2	.1	-	
	100.0	65.2	34.8		100.0	34.8	65.2	-		3.8	30.9	65.2	-	
HONG KONG	3831	826	3005	-	3831	3831	364	-	-	3005	826	-	-	
	-2	.1	.5		.6	.6	.6			.5	.5		-	
	100.0	21.6	78.4		100.0	100.0	9.5			78.4	21.6		-	
JAPAN	30341	23006	7073	531	29402	28974	512	218	-	11215	6046	5407	7673	
	1.9	2.3	1.2	-1	4.3	4.6	.8	.1		1.8	3.4	.9	3.2	
	100.0	75.8	23.3	1.7	96.9	95.5	1.7	.7		37.0	19.9	17.8	25.3	
REST OF ASIA	701	113	588	-	701	701	-	-	-	-	113	-	588	
	*	*	.1		.1	.1				.1	.1		-2	
	100.0	16.1	83.9		100.0	100.0				16.1			83.9	

Continued

0.5 PLACE OF RESIDENCE - EXTENDED LOCATION LIST

BASE: PARTY VISITS
 BY PARKS AS MAIN DESTINATION OF ENTIRE TRIP, LENGTH OF STAY, ACCOMMODATION TYPE(S) USED, SEASON

PARKS MAIN

	====DESTINATION====			==LENGTH OF STAY==			=====ACCOMMODATION TYPE=====							=====SEASON=====			
	TOTAL	YES	NO	SAME-DAY OVERNIGHT	ANY ROOFED	ANY ROOFED	HOTEL, LODGE	MOTEL, ALL OTHER ROOFED	TRAILER, CAMPING	ANY CAMPING	OVN, VACATION HOME, VFR	SUMMER	FALL	WINTER	SPRING		
AFRICA	426 *	-	426	-	426	426	-	426	-	98	-	-	328	-	98		
	100.0		100.0	100.0	100.0	100.0		100.0		23.0			77.0		23.0		
SOUTH AMERICA	63 *	-	63	-	63	63	63	-	-	-	-	-	-	-	63 *		
	100.0		100.0	100.0	100.0	100.0	100.0								100.0		
CENTRAL AMERICA/ MEXICO/ CARIBBEAN	948	621	328	-	948	948	948	-	-	-	-	-	948	-	-		
	100.0	65.5	34.5	100.0	100.0	100.0	100.0						100.0		100.0		
MIDDLE EAST	575 *	-	575	-	575	575	575	-	-	-	575	-	-	-	-		
	100.0		100.0	100.0	100.0	100.0	100.0				100.0						
EASTERN BLOC	328 *	-	328	328	-	-	-	-	-	-	-	-	328	-	-		
	100.0		100.0	100.0									100.0				
REFUSED/ NOT STATED	1130	983	-	147	983	-	-	-	-	-	1130	-	-	-	-		
	100.0	87.0	13.0	87.0	100.0					87.0	100.0				100.0		

0.5 PLACE OF RESIDENCE - EXTENDED LOCATION LIST

BASE: PERSON VISITORS
BY SPECIFIC PARKS, SEASON

	=====ALBERTA PARKS=====										=====B. C. PARKS=====				=====SEASON=====			
	TOTAL	ANY	BANFF	JASPER	ANY	YOHO	KOOTENAY	SUMMER	FALL	WINTER	SPRING							
TOTAL PERSON VISITORS (ACTUAL)	2351	2270	1738	1325	538	343	273	1189	378	390	394							
	100.0	96.6	73.9	56.4	22.9	14.6	11.6	50.6	16.1	16.6	16.8							
TOTAL PERSON VISITORS (WEIGHTED)	4084004	3898614	3167517	1598918	748328	425601	424721	1646096	391827	1441483	604597							
	100.0	95.5	77.6	39.2	18.3	10.4	10.4	40.3	9.6	35.3	14.8							
CANADA	3276659	3096705	2420839	1032085	430799	215982	243967	1125237	293127	1351158	507137							
	80.2	79.4	76.4	64.5	57.6	50.7	57.4	68.4	74.8	93.7	83.9							
	100.0	94.5	73.9	31.5	13.1	6.6	7.4	34.3	8.9	41.2	15.5							
ALBERTA	2405079	2267035	1823344	603328	290877	130065	180202	732804	188149	1114895	369231							
	58.9	58.1	57.6	37.7	38.9	30.6	42.4	44.5	48.0	77.3	61.1							
	100.0	94.3	75.8	25.1	12.1	5.4	7.5	30.5	7.8	46.4	15.4							
TOTAL CHINOOK COUNTRY	36078	32382	30220	3363	7150	849	6888	14084	12005	-	9988							
	.9	.8	1.0	.2	1.0	.2	1.6	.9	3.1	-	1.7							
	100.0	89.8	83.8	9.3	19.8	2.4	19.1	39.0	33.3	-	27.7							
LETHBRIDGE	10186	10186	10186	-	-	-	-	-	1628	-	8559							
	.2	.3	.3	-	-	-	-	-	.4	-	1.4							
	100.0	100.0	100.0	-	-	-	-	-	16.0	-	84.0							
REST OF CHINOOK COUNTRY	25891	22196	20034	3363	7150	849	6888	14084	10378	-	1430							
	.6	.6	.6	.2	1.0	.2	1.6	.9	2.6	-	.2							
	100.0	85.7	77.4	13.0	27.6	3.3	26.6	54.4	40.1	-	5.5							
TOTAL GATEWAY	52594	52594	50883	3405	656	-	656	9620	-	40746	2228							
	1.3	1.3	1.6	.2	.1	-	.2	.6	-	2.8	.4							
	100.0	100.0	96.7	6.5	1.2	-	1.2	18.3	-	77.5	4.2							
MEDICINE HAT	20739	20739	19540	1199	-	-	-	2468	-	16043	2228							
	.5	.5	.6	.1	-	-	-	.1	-	1.1	.4							
	100.0	100.0	94.2	5.8	-	-	-	11.9	-	77.4	10.7							
REST OF GATEWAY	31855	31855	31343	2205	656	-	656	7152	-	24703	-							
	.8	.8	1.0	.1	.1	-	.2	.4	-	1.7	-							
	100.0	100.0	98.4	6.9	2.1	-	2.1	22.5	-	77.5	-							
BIG COUNTRY	38127	33270	33270	343	4857	1122	3735	22969	2587	10040	2531							
	.9	.9	1.1	*	.6	.3	.9	1.4	.7	.7	.4							
	100.0	87.3	87.3	.9	12.7	2.9	9.8	60.2	6.8	26.3	6.6							
TOTAL DAVID THOMPSON COUNTRY	142528	135994	126132	17542	17009	4732	12277	43367	12520	72577	14064							
	3.5	3.5	4.0	1.1	2.3	1.1	2.9	2.6	3.2	5.0	2.3							
	100.0	95.4	88.5	12.3	11.9	3.3	8.6	30.4	8.8	50.9	9.9							

Continued

Q.5 PLACE OF RESIDENCE - EXTENDED LOCATION LIST

BASE: PERSON VISITORS
BY SPECIFIC PARKS, SEASON

	ALBERTA PARKS				B.C. PARKS				SEASON			
	TOTAL	ANY	BANFF	JASPER	ANY	YOHO	KOOTENAY	SUMMER	FALL	WINTER	SPRING	
RED DEER	39781	39781	39781	1534	3747	1534	2213	3220	1927	25886	8747	
	1.0	1.0	1.3	-1	-5	-4	.5	-.2	.5	1.8	1.4	
	100.0	100.0	100.0	3.9	9.4	3.9	5.6	8.1	4.8	65.1	22.0	
REST OF DAVID THOMPSON COUNTRY	102747	96213	86351	16008	13262	3198	10064	40146	10593	46691	5317	
	2.5	2.5	2.7	1.0	1.8	-.8	2.4	2.4	2.7	3.2	.9	
	100.0	93.6	84.0	15.6	12.9	3.1	9.8	39.1	10.3	45.4	5.2	
TOTAL BATTLE RIVER	66963	59696	36902	27983	11213	7922	3291	29853	9878	23235	3996	
	1.6	1.5	1.1	1.8	1.5	1.9	.8	1.8	2.5	1.6	.7	
	100.0	89.1	52.1	41.8	16.7	11.8	4.9	44.6	14.8	34.7	6.0	
SHERWOOD PARK	14982	14982	6139	8844	745	-	745	8654	1372	4957	-	
	.4	.4	.2	.6	.1		.2	.5	.4	.3		
	100.0	100.0	41.0	59.0	5.0		5.0	57.8	9.2	33.1		
REST OF BATTLE RIVER	51980	44714	28764	19139	10468	7922	2546	21199	8507	18278	3996	
	1.3	1.1	.9	1.2	1.4	1.9	.6	1.3	2.2	1.3	.7	
	100.0	86.0	55.3	36.8	20.1	15.2	4.9	40.8	16.4	35.2	7.7	
LAKELAND	52414	52258	40122	14706	6241	652	6085	15027	297	36681	409	
	1.3	1.3	1.3	.9	.8	.2	1.4	.9	.1	2.5	.1	
	100.0	99.7	76.5	28.1	11.9	1.2	11.6	28.7	.6	70.0	.8	
FORT MCMURRAY	7325	7325	2711	5523	2045	-	2045	4928	-	1988	409	
	.2	.2	.1	.3	.3		.5	.3		.1	.1	
	100.0	100.0	37.0	75.4	27.9		27.9	67.3		27.1	5.6	
REST OF LAKELAND	45089	44933	37410	9183	4195	652	4040	10099	297	34692	-	
	1.1	1.2	1.2	.6	.6	-.2	1.0	-.6	.1	2.4		
	100.0	99.7	83.0	20.4	9.3	1.4	9.0	22.4	.7	76.9		
EVERGREEN	125373	125373	16043	124316	-	-	-	31309	817	57661	35586	
	3.1	3.2	.5	7.8				1.9	.2	4.0	5.9	
	100.0	100.0	12.8	99.2				25.0	.7	46.0	28.4	
LAND OF THE MIGHTY PEACE	36075	36075	33732	5723	-	-	-	5381	342	30352	-	
	.9	.9	1.1	.4				.3	.1	2.1		
	100.0	100.0	93.5	15.9				14.9	.9	84.1		
JASPER NATIONAL PARK	-	-	-	-	-	-	-	-	-	-	-	

Continued

Q.5 PLACE OF RESIDENCE - EXTENDED LOCATION LIST

BASE: PERSON VISITORS
BY SPECIFIC PARKS, SEASON

	=====ALBERTA PARKS=====										=====B.C. PARKS=====				=====SEASON=====			
	TOTAL	ANY	BANFF	JASPER	ANY	YOHO	KOOTENAY	SUMMER	FALL	WINTER	SPRING	FALL	WINTER	SPRING				
TOTAL CALGARY DISTRICT	1215106	1114527	1092135	73901	145658	64093	86471	329257	124630	561794	199425							
	29.8	28.6	34.5	4.6	19.5	15.1	20.4	20.0	31.8	39.0	33.0							
	100.0	91.7	89.9	6.1	12.0	5.3	7.1	27.1	10.3	46.2	16.4							
CALGARY	1169558	1068979	1046587	72925	144681	63116	85494	316681	121501	542346	189030							
	28.6	27.4	33.0	4.6	19.3	14.8	20.1	19.2	31.0	37.6	31.3							
	100.0	91.4	89.5	6.2	12.4	5.4	7.3	27.1	10.4	46.4	16.2							
REST OF CALGARY DISTRICT	45548	45548	45548	976	976	976	976	12576	3129	19448	10395							
	1.1	1.2	1.4	-1	-1	-2	-2	-8	.8	1.3	1.7							
	100.0	100.0	100.0	2.1	2.1	2.1	2.1	27.6	6.9	42.7	22.8							
EDMONTON	532013	517597	293500	253459	74093	47671	37762	185845	20446	241662	84060							
	13.0	13.3	9.3	15.9	9.9	11.2	8.9	11.3	5.2	16.8	13.9							
	100.0	97.3	55.2	47.6	13.9	9.0	7.1	34.9	3.8	45.4	15.8							
BANFF NATIONAL PARK	-	-	-	-	-	-	-	-	-	-	-							
GAME COUNTRY	19425	19425	3682	18226	2483	2483	2062	6870	374	1646	10535							
	.5	.5	.1	1.1	.3	.6	.5	.4	.1	.1	1.7							
	100.0	100.0	19.0	93.8	12.8	12.8	10.6	35.4	1.9	8.5	54.2							
GRAND PRAIRIE	1528	1528	-	1528	-	-	-	-	374	1155	-							
	*	*	-	-1	-	-	-	-	-1	-1	-							
	100.0	100.0	-	100.0	-	-	-	-	24.4	75.6	-							
REST OF GAME COUNTRY	17897	17897	3682	16698	2483	2483	2062	6870	-	491	10535							
	-4	-5	-1	1.0	-3	-6	-5	-4	-	*	1.7							
	100.0	100.0	20.6	93.3	13.9	13.9	11.5	38.4	-	2.7	58.9							
LAND OF THE MIDNIGHT TWILIGHT	88384	87842	68722	60362	21518	542	20977	39221	4253	38501	6409							
	2.2	2.3	2.2	3.8	2.9	.1	4.9	2.4	1.1	2.7	1.1							
	100.0	99.4	77.8	68.3	24.3	.6	23.7	44.4	4.8	43.6	7.3							
ST. ALBERT	16522	16522	12404	4951	-	-	-	-	3787	8659	4076							
	.4	.4	.4	.3	-	-	-	-	1.0	.6	.7							
	100.0	100.0	75.1	30.0	-	-	-	-	22.9	52.4	24.7							
REST OF LAND OF THE MIDNIGHT TWILIGHT	71862	71320	56318	55411	21518	542	20977	39221	466	29842	2333							
	1.8	1.8	1.8	3.5	2.9	.1	4.9	2.4	.1	2.1	.4							
	100.0	99.2	78.4	77.1	29.9	.8	29.2	54.6	.6	41.5	3.2							

Continued

Q.5 PLACE OF RESIDENCE - EXTENDED LOCATION LIST

BASE: PERSON VISITORS
BY SPECIFIC PARKS, SEASON

	=====ALBERTA PARKS=====				=====B.C. PARKS=====				=====SEASON=====			
	TOTAL	ANY	BANFF	JASPER	ANY	YOHO	KOOTENAY	SUMMER	FALL	WINTER	SPRING	
BRITISH COLUMBIA	395658	357318	218019	221193	76884	32875	52103	185468	59203	76150	74837	
	9.7	9.2	6.9	13.8	10.3	7.7	12.3	11.3	15.1	5.3	12.4	
	100.0	90.3	55.1	55.9	19.4	8.3	13.2	46.9	15.0	19.2	18.9	
VANCOUVER ISLAND/ COAST	80312	78542	57723	37048	14121	9146	12413	30372	7188	27565	15187	
	2.0	2.0	1.8	2.3	1.9	2.1	2.9	1.8	1.8	1.9	2.5	
	100.0	97.8	71.9	46.1	17.6	11.4	15.5	37.8	9.0	34.3	18.9	
LOWER MAINLAND/ SOUTHWEST	138078	125505	66806	93616	25508	14342	11166	65968	30022	21387	20701	
	3.4	3.2	2.1	5.9	3.4	3.4	2.6	4.0	7.7	1.5	3.4	
	100.0	90.9	48.4	67.8	18.5	10.4	8.1	47.8	21.7	15.5	15.0	
OKANAGAN	74108	63460	41731	30579	13940	8696	5900	28920	13637	17947	13604	
	1.8	1.6	1.3	1.9	1.9	2.0	1.4	1.8	3.5	1.2	2.3	
	100.0	85.6	56.3	41.3	18.8	11.7	8.0	39.0	18.4	24.2	18.4	
KOOTENAY	35347	22244	22244	3137	15760	690	15070	19703	1203	5703	8738	
	.9	.6	.7	.2	2.1	.2	3.5	1.2	.3	.4	1.4	
	100.0	62.9	62.9	8.9	44.6	2.0	42.6	55.7	3.4	16.1	24.7	
CARIBOO	44945	44700	22736	33946	4783	-	4783	27784	5623	-	11538	
	1.1	1.1	.7	2.1	.6	-	1.1	1.7	1.4	-	1.9	
	100.0	99.5	50.6	75.5	10.6	-	10.6	61.8	12.5	-	25.7	
NORTH COAST	9404	9404	204	9404	-	-	-	5497	411	2744	752	
	.2	.2	*	.6	-	-	-	.3	.1	.2	.1	
	100.0	100.0	2.2	100.0	-	-	-	58.5	4.4	29.2	8.0	
NELHAKO	7145	7145	1385	7145	-	-	-	4609	1119	804	613	
	.2	.2	*	.4	-	-	-	.3	.3	.1	.1	
	100.0	100.0	19.4	100.0	-	-	-	64.5	15.7	11.3	8.6	
PEACE RIVER	6319	6319	5189	6319	2772	-	2772	2616	-	-	3703	
	.2	.2	.2	.4	.4	-	.7	.2	-	-	.6	
	100.0	100.0	82.1	100.0	43.9	-	43.9	41.4	-	-	58.6	
SASKATCHEWAN	186215	185475	142548	81318	26277	24062	2772	90353	11974	53441	30447	
	4.6	4.8	4.5	5.1	3.5	5.7	.7	5.5	3.1	3.7	5.0	
	100.0	99.6	76.6	43.7	14.1	12.9	1.5	48.5	6.4	28.7	16.4	
REGINA	12157	11991	9955	4504	5228	4803	554	7148	1122	1962	1925	
	.3	.3	.3	.3	.7	1.1	.1	.4	.3	.1	.3	
	100.0	98.6	81.9	37.0	43.0	39.5	4.6	58.8	9.2	16.1	15.8	

Continued

Q.5 PLACE OF RESIDENCE - EXTENDED LOCATION LIST
 BASE: PERSON VISITORS
 BY SPECIFIC PARKS, SEASON

	ALBERTA PARKS				B.C. PARKS				SEASON			
	TOTAL	ANY	BANFF	JASPER	ANY	YOHO	KOOTENAY	SUMMER	FALL	WINTER	SPRING	
SASKATOON	83108	83108	80875	27829	19486	18831	656	62777	4374	10252	5706	
	2.0	2.1	2.6	1.7	2.6	4.4	.2	3.8	1.1	.7	.9	
	100.0	100.0	97.3	33.5	23.4	22.7	.8	75.5	5.3	12.3	6.9	
REST OF SASKATCHEWAN	90950	90376	51718	48985	1563	428	1563	20428	6479	41227	22817	
	2.2	2.3	1.6	3.1	.2	.1	.4	1.2	1.7	2.9	3.8	
	100.0	99.4	56.9	53.9	1.7	.5	1.7	22.5	7.1	45.3	25.1	
MANITOBA	100875	100036	86652	27111	15881	13995	1887	25602	3611	66588	5073	
	2.5	2.6	2.7	1.7	2.1	3.3	.4	1.6	.9	4.6	.8	
	100.0	99.2	85.9	26.9	15.7	13.9	1.9	25.4	3.6	66.0	5.0	
WINNIPEG	43915	43076	32498	17045	14021	13182	839	13570	3611	22838	3896	
	1.1	1.1	1.0	1.1	1.9	3.1	.2	.8	.9	1.6	.6	
	100.0	98.1	74.0	38.8	31.9	30.0	1.9	30.9	8.2	52.0	8.9	
REST OF MANITOBA	56959	56959	54154	10066	1860	813	1048	12033	-	43750	1177	
	1.4	1.5	1.7	.6	.2	.2	.2	.7		3.0	.2	
	100.0	100.0	95.1	17.7	3.3	1.4	1.8	21.1		76.8	2.1	
ONTARIO	136159	136159	103111	68905	15324	10961	4675	78357	25260	16219	16322	
	3.3	3.5	3.3	4.3	2.0	2.6	1.1	4.8	6.4	1.1	2.7	
	100.0	100.0	75.7	50.6	11.3	8.1	3.4	57.5	18.6	11.9	12.0	
TORONTO	32677	32677	29114	18623	3947	3947	-	13435	9683	8100	1460	
	.8	.8	.9	1.2	.5	.9		.8	2.5	.6	.2	
	100.0	100.0	89.1	57.0	12.1	12.1		41.1	29.6	24.8	4.5	
OTTAWA	24343	24343	8328	17655	343	343	-	20594	693	3056	-	
	.6	.6	.3	1.1	*	.1		1.3	.2	.2		
	100.0	100.0	34.2	72.5	1.4	1.4		84.6	2.8	12.6		
REST OF SOUTHERN ONTARIO	70470	70470	56999	30007	7017	6671	657	41998	10494	3812	14166	
	1.7	1.8	1.8	1.9	.9	1.6	.2	2.6	2.7	.3	2.3	
	100.0	100.0	80.9	42.6	10.0	9.5	.9	59.6	14.9	5.4	20.1	
NORTHERN ONTARIO	8669	8669	8669	2620	4018	-	4018	2331	4391	1251	696	
	.2	.2	.3	.2	.5		.9	.1	1.1	.1	.1	
	100.0	100.0	100.0	30.2	46.3		46.3	26.9	50.7	14.4	8.0	
QUEBEC	36305	36305	33855	27883	3024	1494	2328	8312	1881	17154	8958	
	.9	.9	1.1	1.7	.4	.4	.5	.5	.5	1.2	1.5	
	100.0	100.0	93.3	76.8	8.3	4.1	6.4	22.9	5.2	47.2	24.7	

Continued

0.5 PLACE OF RESIDENCE - EXTENDED LOCATION LIST

BASE: PERSON VISITORS

BY SPECIFIC PARKS, SEASON

	ALBERTA PARKS				B.C. PARKS				SEASON			
	ANY	BANFF	JASPER	ANY	YOHO	KOOTENAY	SUMMER	FALL	WINTER	SPRING		
MONTREAL	16952	15640	8581	2328	798	2328	4169	1881	2640	8262		
	.4	.5	.5	.3	.2	.5	.3	.5	.2	1.4		
	100.0	92.3	50.6	13.7	4.7	13.7	24.6	11.1	15.6	48.7		
QUEBEC CITY	1885	746	1834	696	696	-	1189	-	-	696		
	*	*	.1	.1	.2	-	.1	-	-	.1		
	100.0	39.6	97.3	36.9	36.9	-	63.1	-	-	36.9		
REST OF QUEBEC	17468	17468	17468	-	-	-	2955	-	14513	-		
	.4	.6	1.1	-	-	-	.2	-	1.0	-		
	100.0	100.0	100.0	-	-	-	16.9	-	83.1	-		
MARITIMES	13995	13311	1963	542	542	-	4340	1058	6502	2096		
	.3	.4	.1	.1	.1	-	.3	.3	.5	.3		
	100.0	95.1	14.0	3.9	3.9	-	31.0	7.6	46.5	15.0		
NEW BRUNSWICK	6316	5632	1600	542	542	-	542	1058	2621	2096		
	.2	.2	.1	.1	.1	-	*	.3	.2	.3		
	100.0	89.2	25.3	8.6	8.6	-	8.6	16.7	41.5	33.2		
NEWFOUNDLAND	4644	4644	-	-	-	-	763	-	3881	-		
	.1	.1	-	-	-	-	*	-	.3	-		
	100.0	100.0	-	-	-	-	16.4	-	83.6	-		
NOVA SCOTIA	3035	3035	364	-	-	-	3035	-	-	-		
	.1	.1	*	-	-	-	.2	-	-	-		
	100.0	100.0	12.0	-	-	-	100.0	-	-	-		
PRINCE EDWARD ISLAND	-	-	-	-	-	-	-	-	-	-		
YUKON	174	-	174	-	-	-	-	-	-	174		
	*	-	*	-	-	-	-	-	-	*		
	100.0	100.0	100.0	-	-	-	-	-	-	100.0		
NORTHWEST TERRITORIES	2198	-	209	1990	1990	-	-	1990	209	-		
	.1	-	*	.3	.5	-	-	.5	*	-		
	100.0	9.5	9.5	90.5	90.5	-	-	90.5	9.5	-		
U.S.A.	574763	522868	394104	214953	147027	122681	414216	54823	68522	37202		
	14.1	16.5	24.6	28.7	34.5	28.9	25.2	14.0	4.8	6.2		
	100.0	91.0	68.6	37.4	25.6	21.3	72.1	9.5	11.9	6.5		

Continued

Q.5 PLACE OF RESIDENCE - EXTENDED LOCATION LIST

BASE: PERSON VISITORS
BY SPECIFIC PARKS, SEASON

	ALBERTA PARKS										B.C. PARKS				SEASON			
	TOTAL	ANY	BANFF	JASPER	ANY	YOHO	KOOTENAY	SUMMER	FALL	WINTER	SPRING	ANY	YOHO	KOOTENAY	SUMMER	FALL	WINTER	SPRING
PACIFIC NORTHWEST	70370	68144	55620	22563	24805	5951	19881	51017	13984	4298	1071							
	1.7	1.7	1.8	1.4	3.3	1.4	4.7	3.1	3.6	.3	.2							
	100.0	96.8	79.0	32.1	35.2	8.5	28.3	72.5	19.9	6.1	1.5							
OREGON	22899	22899	18987	5688	3129	1998	1130	22140	113	-	646							
	.6	.6	.6	.4	.4	.5	.3	1.3	*		.1							
	100.0	100.0	82.9	24.8	13.7	8.7	4.9	96.7	.5		2.8							
WASHINGTON	47471	45245	36633	16875	21677	3952	18751	28877	13872	4298	425							
	1.2	1.2	1.2	1.1	2.9	.9	4.4	1.8	3.5	.3	.1							
	100.0	95.3	77.2	35.5	45.7	8.3	39.5	60.8	29.2	9.1	.9							
CALIFORNIA	94377	93714	92354	72612	33921	21736	29203	53383	6634	31483	2878							
	2.3	2.4	2.9	4.5	4.5	5.1	6.9	3.2	1.7	2.2	.5							
	100.0	99.3	97.9	76.9	35.9	23.0	30.9	56.6	7.0	33.4	3.0							
NORTHWEST	45068	45068	39019	25333	2955	2832	123	22982	493	19074	2519							
	1.1	1.2	1.2	1.6	.4	.7	*	1.4	1.1	1.3	.4							
	100.0	100.0	86.6	56.2	6.6	6.3	.3	51.0	1.1	42.3	5.6							
IDAHO	6832	6832	6097	3375	2431	2309	123	6339	493	-	-							
	.2	.2	.2	.2	.3	.5	*	.4	.1									
	100.0	100.0	89.2	49.4	35.6	33.8	1.8	92.8	7.2									
MONTANA	37590	37590	32276	21313	524	524	-	16643	-	19074	1873							
	.9	1.0	1.0	1.3	1.1	1.1		1.0		1.3	.3							
	100.0	100.0	85.9	56.7	1.4	1.4		44.3		50.7	5.0							
WYOMING	646	646	646	646	-	-	-	-	-	-	646							
	*	*	*	*							.1							
	100.0	100.0	100.0	100.0							100.0							
SOUTHWEST	44188	41642	36443	20150	19152	13517	7964	40380	2371	-	1438							
	1.1	1.1	1.2	1.3	2.6	3.2	1.9	2.5	.6		.2							
	100.0	94.2	82.5	45.6	43.3	30.6	18.0	91.4	5.4		3.3							
ARIZONA	15593	13047	7848	13047	3193	3070	123	15593	-	-	-							
	.4	3	2	.8	.4	.7	*	.9										
	100.0	83.7	50.3	83.7	20.5	19.7	.8	100.0										
COLORADO	13107	13107	13107	5412	11930	9018	4717	10153	1777	-	1177							
	.3	.3	.4	.3	1.6	2.1	1.1	.6	.5		.2							
	100.0	100.0	100.0	41.3	91.0	68.8	36.0	77.5	13.6		9.0							

Continued

Q.5 PLACE OF RESIDENCE - EXTENDED LOCATION LIST
 BASE: PERSON VISITORS
 BY SPECIFIC PARKS, SEASON

	ALBERTA PARKS				B.C. PARKS				SEASON			
	TOTAL	ANY	BANFF	JASPER	ANY	YOHO	KOOTENAY	SUMMER	FALL	WINTER	SPRING	
NEVADA	1117	1117	1117	1117	1117	1117	524	524	594	-	-	
	*	*	*	-1	-1	.3	.1	*	.2	-	-	
	100.0	100.0	100.0	100.0	100.0	100.0	46.9	46.9	53.1	-	-	
NEW MEXICO	6939	6939	6939	573	573	312	261	6677	-	-	261	
	.2	.2	.2	*	.1	.1	.1	.4	-	-	*	
	100.0	100.0	100.0	8.3	8.3	4.5	3.8	96.2	-	-	3.8	
UTAH	7432	7432	7432	-	2339	-	2339	7432	-	-	-	
	.2	.2	.2	-	.3	-	.6	.5	-	-	-	
	100.0	100.0	100.0	-	31.5	-	31.5	100.0	-	-	-	
NORTHWEST CENTRAL	34750	34750	26516	21690	8011	6418	6573	25251	8214	876	409	
	.9	.9	.8	1.4	1.1	1.5	1.5	1.5	2.1	.1	.1	
	100.0	100.0	76.3	62.4	23.1	18.5	18.9	72.7	23.6	2.5	1.2	
IOWA	1885	1885	1885	644	-	-	-	644	1241	-	-	
	*	*	-1	*	-	-	-	*	.3	-	-	
	100.0	100.0	100.0	34.2	-	-	-	34.2	65.8	-	-	
KANSAS	262	262	262	262	262	-	262	262	-	-	-	
	*	*	*	*	*	-	-1	*	-	-	-	
	100.0	100.0	100.0	100.0	100.0	-	100.0	100.0	-	-	-	
MINNESOTA	9851	9851	9378	6228	4644	4020	4644	4952	4491	-	409	
	.2	.3	.3	.4	.6	.9	1.1	.3	1.1	-	.1	
	100.0	100.0	95.2	63.2	47.1	40.8	47.1	50.3	45.6	-	4.2	
MISSOURI	10349	10349	3369	10088	1643	1643	960	9108	1241	-	-	
	.3	.3	.1	.6	.2	.4	.2	.6	.3	-	-	
	100.0	100.0	32.6	97.5	15.9	15.9	9.3	88.0	12.0	-	-	
NEBRASKA	3486	3486	2705	2315	1043	755	287	3486	-	-	-	
	.1	.1	.1	.1	.1	.2	.1	.2	-	-	-	
	100.0	100.0	77.6	66.4	29.9	21.7	8.2	100.0	-	-	-	
NORTH DAKOTA	3005	3005	3005	467	420	-	420	888	1241	876	-	
	.1	.1	.1	*	.1	-	.1	.1	.3	.1	-	
	100.0	100.0	100.0	15.6	14.0	-	14.0	29.5	41.3	29.1	-	
SOUTH DAKOTA	5912	5912	5912	1686	-	-	-	5912	-	-	-	
	.1	.2	.2	.1	-	-	-	.4	-	-	-	
	100.0	100.0	100.0	28.5	-	-	-	100.0	-	-	-	

Continued

Q-5 PLACE OF RESIDENCE - EXTENDED LOCATION LIST
 BASE: PERSON VISITORS
 BY SPECIFIC PARKS, SEASON

	=====ALBERTA PARKS=====										=====B.C. PARKS=====				=====SEASON=====			
	TOTAL	ANY	BANFF	JASPER	ANY	YOHO	KOOTENAY	SUMMER	FALL	WINTER	SPRING	FALL	WINTER	SPRING				
<u>SOUTHWEST CENTRAL</u>	45418	45418	45418	34769	16566	16566	8815	27034	8883	3857	5644							
	1.1	1.2	1.4	2.2	2.2	3.9	2.1	1.6	2.3	.3	.9							
	100.0	100.0	100.0	76.6	36.5	36.5	19.4	59.5	19.6	8.5	12.4							
<u>ARKANSAS</u>	589	589	589	364	226	226	-	364	226	-	-							
	*	*	*	*	*	.1		*	.1									
	100.0	100.0	100.0	61.7	38.3	38.3		61.7	38.3									
<u>LOUISIANA</u>	10847	10847	10847	9666	1412	1412	-	7071	226	1015	2536							
	.3	.3	.3	.6	.2	.3		.4	.1	.1	.4							
	100.0	100.0	100.0	89.1	13.0	13.0		65.2	2.1	9.4	23.4							
<u>OKLAHOMA</u>	8815	8815	8815	4018	8815	8815	8815	4798	4018	-	-							
	.2	.2	.3	.3	1.2	2.1	2.1	.3	1.0									
	100.0	100.0	100.0	45.6	100.0	100.0	100.0	54.4	45.6									
<u>TEXAS</u>	25166	25166	25166	20722	6112	6112	-	14802	4414	2842	3108							
	.6	.6	.8	1.3	.8	1.4		.9	1.1	.2	.5							
	100.0	100.0	100.0	82.3	24.3	24.3		58.8	17.5	11.3	12.4							
<u>EAST CENTRAL</u>	87721	87721	85170	79675	34301	22999	18370	84113	768	-	2840							
	2.1	2.3	2.7	5.0	4.6	5.4	4.3	5.1	.2		.5							
	100.0	100.0	97.1	90.8	39.1	26.2	20.9	95.9	.9		3.2							
<u>ALABAMA</u>	524	524	524	524	-	-	-	524	-	-	-							
	*	*	*	*				*										
	100.0	100.0	100.0	100.0				100.0										
<u>ILLINOIS</u>	9146	9146	8501	8353	6223	4130	2617	8920	226	-	-							
	.2	.2	.3	.5	.8	1.0	.6	.5	.1									
	100.0	100.0	93.0	91.3	68.0	45.2	28.6	97.5	2.5									
<u>INDIANA</u>	3640	3640	3640	1628	1630	524	1107	1706	131	-	1802							
	.1	.1	.1	.1	.2	.1	.3	.1	*		.3							
	100.0	100.0	100.0	44.7	44.8	14.4	30.4	46.9	3.6		49.5							
<u>KENTUCKY</u>	-	-	-	-	-	-	-	-	-	-	-							
<u>MICHIGAN</u>	24118	24118	23872	19437	15120	10852	10812	23211	-	-	906							
	.6	.6	.8	1.2	2.0	2.5	2.5	1.4			.1							
	100.0	100.0	99.0	80.6	62.7	45.0	44.8	96.2			3.8							

Continued

0.5 PLACE OF RESIDENCE - EXTENDED LOCATION LIST

BASE: PERSON VISITORS
BY SPECIFIC PARKS, SEASON

	=====ALBERTA PARKS=====										=====B. C. PARKS=====										=====SEASON=====			
	TOTAL	ANY	BANFF	JASPER	ANY	YOHO	KOOTENAY	SUMMER	FALL	WINTER	SPRING	TOTAL	ANY	BANFF	JASPER	ANY	YOHO	KOOTENAY	SUMMER	FALL	WINTER	SPRING		
MISSISSIPPI	2238	2238	2238	2238	1452	928	524	2238	-	-	-	2238	-	-	-	-	-	-	-	-	-	-		
	.1	.1	.1	.1	.2	.2	.1	.1				.1												
	100.0	100.0	100.0	100.0	64.9	41.5	23.4	100.0				100.0												
OHIO	38401	38401	38401	38401	3143	2619	524	38127	274	-	-	-	-	-	-	-	-	-	-	-	-	-		
	.9	1.0	1.2	2.4	.4	.6	.1	2.3	.1															
	100.0	100.0	100.0	100.0	8.2	6.8	1.4	99.3	.7															
TENNESSEE	3500	3500	1839	3500	3233	1571	1661	3233	137	-	-	131	-	-	-	-	-	-	-	-	-	-		
	.1	.1	.1	.2	.4	.4	.4	.2	*			*										*		
	100.0	100.0	52.5	100.0	92.3	44.9	47.5	92.3	3.9			3.7										3.7		
WISCONSIN	6154	6154	6154	5594	3500	2374	1126	6154	-	-	-	-	-	-	-	-	-	-	-	-	-	-		
	.2	.2	.2	.3	.5	.6	.3	.4																
	100.0	100.0	100.0	90.9	56.9	38.6	18.3	100.0																
NORTHEAST SEABOARD	65250	64423	50093	37972	26261	20735	47227	2882	3673	11469	-	-	-	-	-	-	-	-	-	-	-	-		
	1.6	1.7	2.0	3.1	6.2	4.9	2.9	.7	.3	1.9														
	100.0	100.0	98.7	76.8	58.2	40.2	72.4	4.4	5.6	17.6														
CONNECTICUT	1951	1951	1613	1707	1011	696	786	469	696	-	-	696	-	-	-	-	-	-	-	-	-	-		
	*	.1	.1	.1	.2	.2	.2	*	.1			*												
	100.0	100.0	100.0	82.7	87.5	51.8	40.3	24.1	24.1	35.7		35.7										35.7		
MAINE	20	20	20	-	-	-	20	-	-	-	-	20	-	-	-	-	-	-	-	-	-	-		
	*	*	*				*					*												
	100.0	100.0	100.0				100.0					100.0												
MASSACHUSETTS	12965	12965	12965	11232	3659	3135	2097	11290	663	-	-	1012	-	-	-	-	-	-	-	-	-	-		
	.3	.3	.4	.7	.5	.7	.5	.7	.2			.2												
	100.0	100.0	100.0	86.6	28.2	24.2	16.2	87.1	5.1			7.8												
NEW HAMPSHIRE	-	-	-	-	-	-	-	-	-	-	-	-	-	-	-	-	-	-	-	-	-	-		
NEW JERSEY	11562	11562	11562	9322	7558	5724	3143	8556	226	-	-	2780	-	-	-	-	-	-	-	-	-	-		
	.3	.3	.4	.6	1.0	1.3	.7	.5	.1			.5												
	100.0	100.0	100.0	80.6	65.4	49.5	27.2	74.0	2.0			24.0												
NEW YORK	25283	25283	24580	19749	15889	10094	9840	19815	1129	-	-	4340	-	-	-	-	-	-	-	-	-	-		
	.6	.6	.8	1.2	2.1	2.4	2.3	1.2	.3			17.2												
	100.0	100.0	97.2	78.1	62.8	39.9	38.9	78.4	4.5			17.2												

Continued

Q.5 PLACE OF RESIDENCE - EXTENDED LOCATION LIST

BASE: PERSON VISITORS
BY SPECIFIC PARKS, SEASON

	=====ALBERTA PARKS=====										=====B. C. PARKS=====										=====SEASON=====			
	TOTAL	ANY	BANFF	JASPER	ANY	YOHO	KOOTENAY	SUMMER	FALL	WINTER	SPRING	TOTAL	ANY	YOHO	KOOTENAY	SUMMER	FALL	WINTER	SPRING					
PENNSYLVANIA	11972	11972	11847	8177	9158	6295	4959	6671	395	2613	2293													
	.3	.3	.4	.5	1.2	1.5	1.2	.4	.1	.2	.4													
	100.0	100.0	99.0	68.3	76.5	52.6	41.4	55.7	3.3	21.8	19.2													
RHODE ISLAND	-	-	-	-	-	-	-	-	-	-	-													
VERMONT	1497	1497	1497	*	-	-	-	90	-	1060	347													
	100.0	100.0	100.0	100.0				6.0		70.8	23.2													
SOUTHEAST SEABOARD	78090	78090	69534	57734	37270	30748	11017	60631	4939	5261	7259													
	1.9	2.0	2.2	3.6	5.0	7.2	2.6	3.7	1.3	.4	1.2													
	100.0	100.0	89.0	73.9	47.7	39.4	14.1	77.6	6.3	6.7	9.3													
DELAWARE	524	524	524	524	524	524	-	524	-	-	-													
	*	*	*	*	.1	.1		*																
	100.0	100.0	100.0	100.0	100.0	100.0		100.0																
FLORIDA	28373	28373	28373	25569	15626	10172	7703	21120	2846	-	4407													
	.7	.7	.9	1.6	2.1	2.4	1.8	1.3	.7		.7													
	100.0	100.0	100.0	90.1	55.1	35.8	27.1	74.4	10.0		15.5													
GEORGIA	4387	4387	4387	861	861	861	113	-	113	3526	748													
	.1	.1	.1	.1	.1	.2	*		*	.2	.1													
	100.0	100.0	100.0	19.6	19.6	19.6	2.6		2.6	80.4	17.1													
MARYLAND	2861	2861	2861	2515	1087	1087	1087	680	339	-	1842													
	.1	.1	.1	.2	.3	.3	.3	*	.1		.3													
	100.0	100.0	100.0	87.9	38.0	38.0	38.0	23.8	11.8		64.4													
NORTH CAROLINA	21105	21105	12549	12341	548	548	-	18776	594	1735	-													
	.5	.5	.4	.8	.1	.1		1.1	.2	.1														
	100.0	100.0	59.5	58.5	2.6	2.6		89.0	2.8	8.2														
SOUTH CAROLINA	-	-	-	-	-	-	-	-	-	-	-													
VIRGINIA	2896	2896	2896	2131	2341	1273	2115	1586	1048	-	261													
	.1	.1	.1	.1	.3	.3	.5	.1	.3		*													
	100.0	100.0	100.0	73.6	80.8	44.0	73.0	54.8	36.2		9.0													

Continued

0.5 PLACE OF RESIDENCE - EXTENDED LOCATION LIST

BASE: PERSON VISITORS
BY SPECIFIC PARKS, SEASON

	=====ALBERTA PARKS=====				=====B.C. PARKS=====				=====SEASON=====			
	TOTAL	ANY	BANFF	JASPER	ANY	KOOTENAY	SUMMER	FALL	WINTER	SPRING		
WEST VIRGINIA	-	-	-	-	-	-	-	-	-	-	-	-
WASHINGTON D.C.	17945	17945	17945	13792	16284	16284	17945	-	-	-	-	-
	-4	-5	-6	-9	2.2	3.8	1.1	-	-	-	-	-
	100.0	100.0	100.0	76.9	90.7	90.7	100.0	-	-	-	-	-
NON-CONTINENTAL	9530	9530	8370	9485	-	-	2198	5655	-	-	1676	-
	-2	-2	-3	-6	-	-	-1	1.4	-	-	1.3	-
	100.0	100.0	87.8	99.5	-	-	23.1	59.3	-	-	17.6	-
ALASKA	7141	7141	5981	7141	-	-	932	4533	-	-	1676	-
	-2	-2	-2	-4	-	-	-1	1.2	-	-	1.3	-
	100.0	100.0	83.8	100.0	-	-	13.0	63.5	-	-	23.5	-
HAWAII	2389	2389	2389	2344	-	-	1267	1122	-	-	-	-
	-1	-1	-1	-1	-	-	-1	.3	-	-	-	-
	100.0	100.0	100.0	98.1	-	-	53.0	47.0	-	-	-	-
OTHER COUNTRIES	228555	228555	219877	168502	102577	62592	58073	43877	21804	60258	-	-
	5.6	5.9	6.9	10.5	13.7	14.7	13.7	11.2	1.5	10.0	-	-
	100.0	100.0	96.3	73.8	44.9	27.4	25.4	19.2	9.5	26.4	-	-
ENGLAND	36073	36073	33332	21231	15756	12701	4174	4939	5517	13621	-	-
	-9	-9	1.1	1.3	2.1	3.0	1.0	1.3	1.4	2.3	-	-
	100.0	100.0	92.4	58.9	43.7	35.2	11.6	13.7	15.3	37.8	-	-
REST OF BRITISH ISLES AND IRELAND	6160	6160	6160	1633	-	-	-	3876	-	-	-	-
	-2	-2	-2	-1	-	-	-	1.0	-	-	-	-
	100.0	100.0	100.0	26.5	-	-	-	62.9	-	-	-	-
WEST GERMANY	57134	57134	55899	49433	43908	17225	41986	225	-	25938	-	-
	1.4	1.5	1.8	3.1	5.9	4.0	9.9	1.9	-	4.3	-	-
	100.0	100.0	97.8	86.5	76.9	30.1	73.5	54.2	1.1	45.4	-	-
FRANCE	4735	4735	4735	444	213	213	-	4735	-	-	-	-
	-1	-1	-1	*	*	*	*	.3	-	-	-	-
	100.0	100.0	100.0	9.4	4.5	4.5	-	100.0	-	-	-	-
SCANDINAVIA	1724	1724	-	1724	-	-	-	-	-	-	-	-
	*	*	-	-1	-	-	-	-	-	-	-	-
	100.0	100.0	-	100.0	-	-	-	-	-	-	-	-

Continued

0.5 PLACE OF RESIDENCE - EXTENDED LOCATION LIST

BASE: PERSON VISITORS
BY SPECIFIC PARKS, SEASON

	ALBERTA PARKS				B. C. PARKS				SEASON			
	TOTAL	ANY	BANFF	JASPER	ANY	YOHO	KOOTENAY	SUMMER	FALL	WINTER	SPRING	
BENELUX	3232 .1	3232 .1	3137 .1	1773 .1	1103 .1	1103 .3	1103 .3	1873 .1	49 *	-	1310 .2	
	100.0	100.0	97.1	54.8	34.1	34.1	57.9	1.5	1.5	-	40.5	
SWITZERLAND	8952 .2	8952 .2	7025 .2	5946 .4	935 .1	-	935 .2	7025 .4	1927 .5	-	-	
	100.0	100.0	78.5	66.4	10.4	10.4	78.5	21.5	21.5	-	-	
AUSTRIA	427 *	427 *	322 *	105 *	322 *	322 .1	-	314 *	113 *	-	-	
	100.0	100.0	75.4	24.6	75.4	75.4	73.6	26.4	26.4	-	-	
SPAIN	-	-	-	-	-	-	-	-	-	-	-	
ITALY	1247 *	1247 *	1247 *	1247 .1	-	-	1247 .1	100.0	-	-	-	
	100.0	100.0	100.0	100.0	-	-	100.0	-	-	-	-	
AUSTRALIA	31984 .8	31984 .8	31334 1.0	26955 1.7	22017 2.9	13981 3.3	8035 1.9	9761 .6	17999 4.6	1127 .1	3098 .5	
	100.0	100.0	98.0	84.3	68.8	43.7	25.1	30.5	56.3	3.5	9.7	
NEW ZEALAND	1145 *	1145 *	1145 *	1145 .1	328 *	328 .1	-	121 *	328 .1	696 *	-	
	100.0	100.0	100.0	100.0	28.6	28.6	10.6	10.6	28.6	60.8	-	
HONG KONG	15333 .4	15333 .4	15333 .5	15333 1.0	10787 1.4	10787 2.5	-	13681 .8	1652 .4	-	-	
	100.0	100.0	100.0	100.0	70.4	70.4	89.2	10.8	10.8	-	-	
JAPAN	51473 1.3	51473 1.3	51473 1.6	38391 2.4	5898 .8	4623 1.1	1840 .4	14960 .9	9450 2.4	14463 1.0	12600 2.1	
	100.0	100.0	100.0	74.6	11.5	9.0	29.1	18.4	18.4	28.1	24.5	
REST OF ASIA	3643 .1	3643 .1	3643 .1	113 *	-	-	-	-	113 *	-	3530 .6	
	100.0	100.0	100.0	3.1	-	-	-	-	3.1	-	96.9	
AFRICA	753 *	753 *	753 *	-	655 .1	655 .2	-	-	655 .2	-	98 *	
	100.0	100.0	100.0	100.0	87.0	87.0	-	-	87.0	-	13.0	

Continued

0.5 PLACE OF RESIDENCE - EXTENDED LOCATION LIST

BASE: PERSON VISITORS
BY SPECIFIC PARKS, SEASON

	=====ALBERTA PARKS=====				=====B.C. PARKS=====				=====SEASON=====			
	TOTAL	ANY	BANFF	JASPER	ANY	YOHO	KOOTENAY	SUMMER	FALL	WINTER	SPRING	
SOUTH AMERICA	63 *	63 *	63 *	63 *	-	-	-	-	-	-	63 *	
	100.0	100.0	100.0	100.0							100.0	
CENTRAL AMERICA/ MEXICO/ CARIBBEAN	1896 *	1896 *	1896 *	1241 -1	-	-	-	-	1896 .5	-	-	
	100.0	100.0	100.0	65.5					100.0			
MIDDLE EAST	1724 *	1724 *	1724 *	1724 -1	-	-	-	1724 -1	-	-	-	
	100.0	100.0	100.0	100.0				100.0				
EASTERN BLOC	655 *	655 *	655 *	-	655	655	-	-	655	-	-	
	100.0	100.0	100.0		100.0	100.0			100.0			
REFUSED/ NOT STATED	4227 -1	4227 -1	3933 -1	4227 -3	-	-	-	4227 .3	-	-	-	
	100.0	100.0	93.0	100.0				100.0				

Q.6A FURTHEST DESTINATION FROM HOME
 BASE: PARTY ENTRANTS (EXCLUDING WINTER PASS-THROUGHS -- QUESTION NOT ASKED)
 BY ENTRANTS/VISITORS TO SPECIFIC PARKS

	TOTAL ENTRANTS				TOTAL VISITORS							
	ANY	BANFF	JASPER	ANY	ANY	BANFF	JASPER	ANY				
TOTAL PARTY ENTRANTS (ACTUAL)	2966	2931	1626	1304	973	522	2351	2270	1738	538	343	273
	100.0	98.8	54.8	44.0	32.8	17.6	100.0	96.6	73.9	22.9	14.6	11.6
TOTAL PARTY ENTRANTS (WEIGHTED)	2026163	1998189	726050	878442	604113	392172	1625480	1552155	1284447	604130	305865	174205
	100.0	98.6	35.8	43.4	29.8	19.4	100.0	95.5	79.0	37.2	18.8	10.7
ANY CANADA	1894418	1869158	660948	792086	549157	345826	1533232	1463527	1209293	552443	284171	162361
	93.5	93.5	91.0	90.2	90.9	88.2	94.3	94.3	94.1	91.4	92.9	92.3
	100.0	98.7	85.3	41.8	29.0	18.3	100.0	95.5	78.9	36.0	18.5	10.5
BRITISH COLUMBIA	594859	573820	221527	468588	317470	204487	392128	332670	272785	167960	178698	96792
	29.4	28.7	30.5	53.3	52.6	52.1	24.1	21.4	21.2	27.8	58.4	55.6
	100.0	96.5	37.2	78.8	53.4	34.4	100.0	84.8	69.6	42.8	45.6	24.7
ALBERTA	1224737	1221979	401970	275853	192740	131634	1102374	1093783	907805	352228	99696	62268
	60.4	61.2	60.5	31.4	31.9	33.6	67.8	70.5	70.7	58.8	32.6	35.7
	100.0	99.8	32.8	22.5	15.7	10.7	100.0	99.2	82.4	32.2	9.0	5.3
SASKATCHEWAN	22166	22166	9651	16817	13945	3835	6282	5985	2586	3991	746	645
	1.1	1.1	1.3	1.9	2.3	1.0	4	4	2	7	2	4
	100.0	100.0	43.5	75.9	62.9	17.3	100.0	95.3	41.2	63.5	11.9	10.3
MANITOBA	15490	15182	4572	11171	10271	900	5546	5083	2952	4014	463	463
	8	8	6	1.3	1.7	2	3	3	2	7	2	3
	100.0	98.0	29.5	72.1	66.3	5.8	100.0	91.7	53.2	72.4	8.3	8.3
ONTARIO	21105	19951	11776	9548	6137	3411	15054	14158	12857	10654	2235	1199
	1.0	1.0	1.6	1.1	1.0	0.9	0.9	0.9	1.0	1.8	0.7	0.7
	100.0	94.5	55.8	45.2	29.1	16.2	100.0	94.0	85.4	70.8	14.8	8.0
QUEBEC	9256	9256	5073	5996	5810	227	5864	5864	5253	4884	2026	2026
	5	5	7	7	1.0	1	4	4	4	8	7	7
	100.0	100.0	54.8	64.8	62.8	2.5	100.0	100.0	89.6	83.3	34.5	34.5
ATLANTIC PROVINCES	1564	1564	1291	311	311	1	1235	1235	719	1118	1118	1118
	1	1	2	1	1	1	1	1	1	2	2	2
	100.0	100.0	82.6	19.9	19.9	100.0	100.0	100.0	58.2	90.5	90.5	90.5
YUKON/ NORTHWEST TERRITORIES	5241	5241	5087	3801	2471	1330	4748	4748	4335	4594	308	308
	3	3	7	4	4	3	3	3	3	8	1	1
	100.0	100.0	97.1	72.5	47.1	25.4	100.0	100.0	91.3	96.8	6.5	6.5
ANY U.S.A.	102393	101010	57956	67016	41865	39611	72400	68779	56214	45032	18974	11891
	5.1	5.1	8.0	7.6	6.9	10.1	4.5	4.4	4.4	7.5	6.2	6.8
	100.0	98.6	56.6	65.4	40.9	38.7	100.0	95.0	77.6	62.2	26.2	16.4

Continued

Q.6A FURTHEST DESTINATION FROM HOME
 BASE: PARTY ENTRANTS (EXCLUDING WINTER PASS-THROUGHS -- QUESTION NOT ASKED)
 BY ENTRANTS/VISITORS TO SPECIFIC PARKS

ANY OTHER COUNTRY	TOTAL ENTRANTS										TOTAL VISITORS									
	ALBERTA PARKS					B.C. PARKS					ALBERTA PARKS					B.C. PARKS				
	TOTAL	ANY	BANFF	JASPER	KOOTENAY	ANY	YHOHO	KOOTENAY	TOTAL	ANY	BANFF	JASPER	ANY	YHOHO	KOOTENAY	ANY	YHOHO	KOOTENAY		
18584	17251	17251	2778	14276	8028	6623	12344	12344	12344	12344	2778	1943	610	1707						
.9	1.0	1.0	.4	1.6	1.3	1.7	.8	.8	.8	1.0	.5	.6	.3	1.0						
100.0	92.8	92.8	14.9	76.8	43.2	35.6	100.0	100.0	100.0	100.0	22.5	15.7	4.9	13.8						
3561	3561	3561	1250	1077	1077	113	2597	2597	2597	2597	1250	113	113	113						
.2	.2	.2	.2	.1	.2	*	.2	.2	.2	.2	.2	*	.1	.1						
100.0	100.0	100.0	35.1	30.2	30.2	3.2	100.0	100.0	100.0	100.0	48.1	4.3	4.3	4.3						
308	308	308	195	113	113	-	308	308	308	308	195	113	113	-						
*	*	*	*	*	*	*	*	*	*	*	*	*	*	*						
100.0	100.0	100.0	63.3	36.7	36.7	-	100.0	100.0	100.0	100.0	63.3	36.7	36.7							
-	-	-	-	-	-	-	-	-	-	-	-	-	-	-						
1115	1115	1115	-	1115	1115	-	-	-	-	-	-	-	-	-						
.1	.1	.1	-	.1	.2	-	-	-	-	-	-	-	-	-						
100.0	100.0	100.0	-	100.0	100.0	-	-	-	-	-	-	-	-	-						
1912	1912	1912	211	1537	1390	148	1912	1912	1912	1912	211	-	-	-						
.1	.1	.1	*	.2	.2	*	.1	.1	.1	.1	*	-	-	-						
100.0	100.0	100.0	11.0	80.4	72.7	7.7	100.0	100.0	100.0	100.0	11.0	-	-	-						
1333	1333	1333	-	1333	-	1333	1333	1333	1333	1333	-	1333	-	1333						
.1	.1	.1	-	.2	-	.3	.1	.1	.1	.1	-	.4	-	.8						
100.0	100.0	100.0	-	100.0	100.0	100.0	100.0	100.0	100.0	100.0	-	100.0	-	100.0						
1428	1428	1207	222	619	619	-	588	588	588	588	-	-	-	-						
.1	.1	.1	*	.1	.1	-	*	*	*	*	-	-	-	-						
100.0	100.0	84.5	15.5	43.3	43.3	-	100.0	100.0	100.0	100.0	-	-	-	-						
9340	9340	8162	4146	4445	4445	113	6916	6916	6916	6008	3876	777	777	113						
.5	.5	.5	.6	.5	.7	*	.4	.4	.4	.5	.6	.3	.4	.1						
100.0	100.0	87.4	44.4	47.6	47.6	1.2	100.0	100.0	100.0	86.9	56.0	11.2	11.2	1.6						

NO PARTICULAR DESTINATION

REFUSED/ NOT STATED

Q.6A FURTHEST DESTINATION FROM HOME
 BASE: PARTY ENTRANTS (EXCLUDING WINTER PASS-THROUGHS --- QUESTION NOT ASKED)
 BY PASS-THROUGHS TO SPECIFIC PARKS

	=====TOTAL PASS-THROUGHS=====				=====B.C. PARKS=====			
	TOTAL	ANY BANFF	JASPER	ANY Yoho	ANY KOOTENAY	ANY Yoho	KOOTENAY	
TOTAL PARTY ENTRANTS (ACTUAL)	615	600	402	259	369	292	105	
	100.0	97.6	65.4	42.1	60.0	47.5	17.1	
TOTAL PARTY ENTRANTS (WEIGHTED)	400683	386183	324283	97725	304854	236152	91803	
	100.0	96.4	80.9	24.4	76.1	58.9	22.9	
ANY CANADA	361186	349400	297375	86426	275469	218782	77920	
	90.1	90.5	91.7	88.4	90.4	92.6	84.9	
	100.0	96.7	82.3	23.9	76.3	60.6	21.6	
BRITISH COLUMBIA	202731	194335	168418	46068	164690	126519	53607	
	50.6	50.3	51.9	47.1	54.0	53.6	58.4	
	100.0	95.9	83.1	22.7	81.2	62.4	26.4	
ALBERTA	122363	120435	99576	32809	79935	64948	19819	
	30.5	31.2	30.7	33.6	26.2	27.5	21.6	
	100.0	98.4	81.4	26.8	65.3	53.1	16.2	
SASKATCHEWAN	15884	15884	13130	5056	13130	10702	3392	
	4.0	4.1	4.0	5.2	4.3	4.5	3.7	
	100.0	100.0	82.7	31.8	82.7	67.4	21.4	
MANITOBA	9943	9636	9077	558	9385	8797	588	
	2.5	2.5	2.8	.6	3.1	3.7	.6	
	100.0	96.9	91.3	5.6	94.4	88.5	5.9	
ONTARIO	6051	4896	3774	1122	4929	4601	328	
	1.5	1.3	1.2	1.1	1.6	1.9	.4	
	100.0	80.9	62.4	18.5	81.5	76.0	5.4	
QUEBEC	3392	3392	3245	147	3245	3059	185	
	.8	.9	1.0	.2	1.1	1.3	.2	
	100.0	100.0	95.7	4.3	95.7	90.2	5.5	
ATLANTIC PROVINCES	329	329	156	173	156	156	-	
	-1	-1	*	.2	.1	.1	-1	
	100.0	100.0	47.4	52.6	47.4	47.4	-	
YUKON/ NORTHWEST TERRITORIES	493	493	-	493	-	-	-	
	-1	-1	.5	100.0	-	-	-	
	100.0	100.0	-	-	-	-	-	
ANY U.S.A.	29993	28611	19228	10807	20372	9690	12550	
	7.5	7.4	5.9	11.1	6.7	4.1	13.7	
	100.0	95.4	64.1	36.0	67.9	32.3	41.8	

Continued

0.6A FURTHEST DESTINATION FROM HOME
 BASE: PARTY ENTRANTS (EXCLUDING WINTER PASS-THROUGHS -- QUESTION NOT ASKED)
 BY PASS-THROUGHS TO SPECIFIC PARKS

	=====TOTAL PASS-THROUGHS=====				=====B.C. PARKS=====			
	TOTAL	ANY	BANFF	JASPER	ANY	YOHO	KOOTENAY	
ANY OTHER COUNTRY	6240	4907	4907	-	6240	4907	1333	
	1.6	1.3	1.5		2.0	2.1	1.5	
	100.0	78.6	78.6		100.0	78.6	21.4	
U.K. (ENGLAND + OTHER	964	964	964	-	964	964	-	
U.K.)	.2	.2	.3		.3	.4		
	100.0	100.0	100.0		100.0	100.0		
JAPAN	-	-	-	-	-	-	-	
WEST GERMANY	-	-	-	-	-	-	-	
SWITZERLAND	1115	1115	1115	-	1115	1115	-	
	.3	.3	.3		.4	.5		
	100.0	100.0	100.0		100.0	100.0		
AUSTRALIA	-	-	-	-	-	-	-	
HONG KONG	-	-	-	-	-	-	-	
NO PARTICULAR DESTINATION	840	840	619	222	619	619	-	
	.2	.2	.2	.2	.2	.3		
	100.0	100.0	73.6	26.4	73.6	73.6		
REFUSED/ NOT STATED	2424	2424	2155	270	2155	2155	-	
	.6	.6	.7	.3	.7	.9		
	100.0	100.0	88.9	11.1	88.9	88.9		

Q.6A FURTHEST DESTINATION FROM HOME
 BASE: PARTY VISITS
 BY SPECIFIC PARKS, MAIN PURPOSE OF PARKS VISIT

	=====ALBERTA PARKS=====										=====B.C. PARKS=====				=====MAIN PURPOSE OF PARKS VISIT=====			
	TOTAL	ANY	BANFF	JASPER	ANY	YOHO	KOOTENAY	BUSINESS	PERSONAL	VACATION,	RECREAT'L	PERSONAL	BUSINESS	YOHO	KOOTENAY	VAC.	HOME	DAY-USE
TOTAL PARTY VISITS (ACTUAL)	2351	2270	1738	1325	538	343	273	116	224	1624	259	111.0	11.0	11.0	11.0	11.0	11.0	11.0
TOTAL PARTY VISITS (WEIGHTED)	1625480	1552155	1284447	604130	305865	175738	174205	99652	166341	964411	272370	16.8	16.8	16.8	16.8	16.8	16.8	16.8
ANY CANADA	1533232	1463527	1209293	552443	284171	162261	160494	99101	165323	892983	268316	17.5	17.5	17.5	17.5	17.5	17.5	17.5
BRITISH COLUMBIA	392128	332670	272785	167960	178698	99354	96792	20484	34805	240220	30090	7.7	7.7	7.7	7.7	7.7	7.7	7.7
ALBERTA	1102374	1093783	907805	355228	99696	58266	62268	77560	125415	628748	236475	21.5	21.5	21.5	21.5	21.5	21.5	21.5
SASKATCHEWAN	6282	5985	2586	3991	746	645	398	459	1777	2540	1454	5.5	5.5	5.5	5.5	5.5	5.5	5.5
MANITOBA	5546	5083	2952	4014	463	463	-	-	2012	3276	-	3.3	3.3	3.3	3.3	3.3	3.3	3.3
ONTARIO	15054	14158	12857	10654	2235	1199	1035	-	1272	11333	297	2.0	2.0	2.0	2.0	2.0	2.0	2.0
QUEBEC	5864	5864	5253	4884	2026	2026	-	597	40	4900	-	5.5	5.5	5.5	5.5	5.5	5.5	5.5
ATLANTIC PROVINCES	1235	1235	719	1118	-	-	-	-	-	564	-	1.7	1.7	1.7	1.7	1.7	1.7	1.7
YUKON/ NORTHWEST TERRITORIES	4748	4748	4335	4594	308	308	-	-	-	1403	-	1.7	1.7	1.7	1.7	1.7	1.7	1.7
ANY U.S.A.	72400	68779	56214	45032	18974	12091	11891	511	950	54857	1211	1.7	1.7	1.7	1.7	1.7	1.7	1.7

Continued

Q.6A FURTHEST DESTINATION FROM HOME
 BASE: PARTY VISITS
 BY SPECIFIC PARKS, MAIN PURPOSE OF PARKS VISIT

	=====ALBERTA PARKS=====				=====B.C. PARKS=====				=====MAIN PURPOSE OF PARKS VISIT=====			
	TOTAL	ANY	BANFF	JASPER	ANY	YOHO	KOOTENAY	BUSINESS	PERSONAL	VAC. HOME	RECREAT'L DAY-USE	
ANY OTHER COUNTRY	12344	12344	12344	2778	1943	610	1707	-	-	10590	698	
	.8	.8	1.0	.5	.6	.3	1.0	-	-	1.1	.3	
	100.0	100.0	100.0	22.5	15.7	4.9	13.8	-	-	85.8	5.7	
U.K. (ENGLAND + OTHER	2597	2597	2597	1250	113	113	113	-	-	2035	-	
U.K.)	.2	.2	.2	.2	*	.1	.1	-	-	.2	-	
	100.0	100.0	100.0	48.1	4.3	4.3	4.3	-	-	78.3	-	
JAPAN	308	308	308	195	113	113	-	-	-	308	-	
	*	*	*	*	*	.1	-	-	-	*	-	
	100.0	100.0	100.0	63.3	36.7	36.7	-	-	-	100.0	-	
WEST GERMANY	-	-	-	-	-	-	-	-	-	-	-	
SWITZERLAND	-	-	-	-	-	-	-	-	-	-	-	
AUSTRALIA	1912	1912	1912	211	-	-	-	-	-	1912	-	
	.1	.1	.1	*	-	-	-	-	-	.2	-	
	100.0	100.0	100.0	11.0	-	-	-	-	-	100.0	-	
HONG KONG	1333	1333	1333	-	1333	-	1333	-	-	1333	-	
	.1	.1	.1	-	.4	-	.8	-	-	.1	-	
	100.0	100.0	100.0	-	100.0	-	100.0	-	-	100.0	-	
NO PARTICULAR DESTINATION	588	588	588	-	-	-	-	-	-	-	588	
	*	*	*	-	-	-	-	-	-	-	.2	
	100.0	100.0	100.0	-	-	-	-	-	-	-	100.0	
REFUSED/ NOT STATED	6916	6916	6008	3876	777	777	113	40	67	5981	1557	
	.4	.4	.5	.6	.3	.4	.1	*	*	.6	.6	
	100.0	100.0	86.9	56.0	11.2	11.2	1.6	.6	1.0	86.5	22.5	

Q. 6A FURTHEST DESTINATION FROM HOME
 BASE: PARTY VISITS
 BY PLACE OF RESIDENCE, MODE OF ENTRY

	=====PLACE OF RESIDENCE=====										=====OTHER COUNTRY=====				=====MODE OF ENTRY=====		
	TOTAL	TOTAL CANADA	ALBERTA	B. C.	OTHER CANADA	U.S.A.	TOTAL OTHER	JAPAN	WEST GERMANY	ANY PRIVATE VEHICLE	R.V., BUS, TRAIN	SCHEDULED	CHARTER				
TOTAL PARTY VISITS (ACTUAL)	2351	1532	932	346	254	515	302	140	26	1700	74	318	333				
	100.0	65.2	39.6	14.7	10.8	21.9	12.8	6.0	1.1	72.3	3.1	13.5	14.2				
TOTAL PARTY VISITS (WEIGHTED)	1625480	1290604	959154	165436	166014	232759	100987	30341	21407	1471245	46773	66496	87739				
	100.0	79.4	59.0	10.2	10.2	14.3	6.2	1.9	1.3	90.5	2.9	4.1	5.4				
ANY CANADA	1533232	1255235	937462	156519	161255	198502	78365	23725	16079	1395449	36604	59927	77856				
	94.3	97.3	97.7	94.6	97.1	85.3	77.6	78.2	75.1	94.8	78.3	90.1	88.7				
	100.0	81.9	61.1	10.2	10.5	12.9	5.1	1.5	1.0	91.0	2.4	3.9	5.1				
BRITISH COLUMBIA	392128	302792	211823	19882	71087	59298	29890	1117	9950	352825	9643	23696	15607				
	24.1	23.5	22.1	12.0	42.8	25.5	29.6	3.7	46.5	24.0	20.6	35.6	17.8				
	100.0	77.2	54.0	5.1	18.1	15.1	7.6	.3	2.5	90.0	2.5	6.0	4.0				
ALBERTA	1102374	933533	725025	120855	87653	135924	31933	10319	6129	1021728	25208	29958	50688				
	67.8	72.3	75.6	73.1	52.8	58.4	31.6	34.0	28.6	69.4	53.9	45.1	57.8				
	100.0	84.7	65.8	11.0	8.0	12.3	2.9	.9	.6	92.7	2.3	2.7	4.6				
SASKATCHEWAN	6282	6282	342	5940	-	-	-	-	-	6134	639	148	-				
	.4	.5	*	3.6	-	-	-	-	-	.4	1.4	.2	-				
	100.0	100.0	5.4	94.6	-	-	-	-	-	97.6	10.2	2.4	-				
MANITOBA	5546	3342	-	3342	-	633	1571	1571	-	3917	348	58	1571				
	.3	.3	-	2.0	-	.3	1.6	5.2	-	.3	.7	.1	1.8				
	100.0	60.3	60.3	60.3	11.4	11.4	28.3	28.3	-	70.6	6.3	1.0	28.3				
ONTARIO	15054	4647	-	4647	-	884	9524	7909	-	4916	-	3367	6771				
	.9	.4	-	2.8	-	.4	9.4	26.1	-	.3	-	5.1	7.7				
	100.0	30.9	30.9	30.9	5.9	5.9	63.3	52.5	-	32.7	-	22.4	45.0				
QUEBEC	5864	965	-	613	352	315	4584	2206	-	924	-	1722	3218				
	.4	.1	-	.4	.2	.1	4.5	7.3	-	.1	-	2.6	3.7				
	100.0	16.5	10.5	10.5	6.0	5.4	78.2	37.6	-	15.8	-	29.4	54.9				
ATLANTIC PROVINCES	1235	516	-	516	-	117	602	602	-	516	-	719	-				
	.1	*	-	.3	-	.1	.6	2.0	-	*	-	1.1	-				
	100.0	41.8	41.8	41.8	9.5	9.5	48.8	48.8	-	41.8	-	58.2	-				
YUKON/ NORTHWEST TERRITORIES	4748	3158	271	725	2163	1330	259	-	-	4489	765	259	-				
	.3	.2	*	.4	1.3	.6	.3	-	-	.3	1.6	.4	-				
	100.0	66.5	5.7	15.3	45.6	28.0	5.5	-	-	94.5	16.1	5.5	-				

Continued

Q.6A FURTHEST DESTINATION FROM HOME
 BASE: PARTY VISITS
 BY PLACE OF RESIDENCE, MODE OF ENTRY

	=====PLACE OF RESIDENCE=====										=====OTHER COUNTRY=====			=====MODE OF ENTRY=====		
	TOTAL	CANADA	ALBERTA	B.C.	OTHER CANADA	U.S.A.	TOTAL OTHER	JAPAN	WEST GERMANY	ANY PRIVATE VEHICLE	R.V. BUS, TRAIN	SCHEDULED	CHARTER			
ANY U.S.A.	72400	25821	14769	6293	4759	31925	14653	3301	3996	63331	8836	3530	5539			
	4.5	2.0	1.5	3.8	2.9	13.7	14.5	10.9	18.7	4.3	18.9	5.3	6.3			
	100.0	35.7	20.4	8.7	6.6	44.1	20.2	4.6	5.5	87.5	12.2	4.9	7.7			
ANY OTHER COUNTRY	12344	5760	5197	563	-	1696	4888	497	1333	8677	1333	2806	862			
	.8	.4	.5	.3	.4	.7	4.8	1.6	6.2	.6	2.8	4.2	1.0			
	100.0	46.7	42.1	4.6	-	13.7	39.6	4.0	10.8	70.3	10.8	22.7	7.0			
U.K. (ENGLAND + OTHER U.K.)	2597	1627	1064	563	-	113	858	-	-	1627	-	858	113			
	.2	.1	.1	.3	*	*	.8	-	-	.1	-	1.3	.1			
	100.0	62.6	41.0	21.7	4.3	4.3	33.0	-	-	62.6	-	33.0	4.3			
JAPAN	308	-	-	-	-	195	113	-	-	-	-	195	113			
	*	-	-	-	-	.1	.1	-	-	-	-	.3	.1			
	100.0	-	-	-	-	63.3	36.7	-	-	-	-	63.3	36.7			
WEST GERMANY	-	-	-	-	-	-	-	-	-	-	-	-	-			
SWITZERLAND	-	-	-	-	-	-	-	-	-	-	-	-	-			
AUSTRALIA	1912	-	-	-	-	663	1248	374	-	1326	-	211	374			
	.1	-	-	-	-	.3	1.2	1.2	-	.1	-	.3	.4			
	100.0	-	-	-	-	34.7	65.3	19.6	-	69.4	-	11.0	19.6			
HONG KONG	1333	-	-	-	-	-	1333	-	1333	1333	1333	-	-			
	.1	-	-	-	-	-	1.3	-	6.2	.1	2.8	-	-			
	100.0	-	-	-	-	-	100.0	-	100.0	100.0	100.0	-	-			
NO PARTICULAR DESTINATION	588	588	588	-	-	-	-	-	-	588	-	-	-			
	*	*	.1	-	-	-	-	-	-	*	-	-	-			
	100.0	100.0	100.0	-	-	-	-	-	-	100.0	-	-	-			
REFUSED/ NOT STATED	6916	3200	1138	2062	-	636	3081	2819	-	3200	-	234	3483			
	.4	.2	.1	1.2	-	.3	3.1	9.3	-	.2	-	.4	4.0			
	100.0	46.3	16.5	29.8	-	9.2	44.5	40.8	-	46.3	-	3.4	50.4			

Q.6A FURTHEST DESTINATION FROM HOME
 BASE: PARTY VISITS
 BY PARKS AS MAIN DESTINATION OF ENTIRE TRIP, LENGTH OF STAY, ACCOMMODATION TYPE(S) USED, SEASON

	TOTAL	=====DESTINATION=====			=====LENGTH OF STAY=====			=====ACCOMMODATION TYPE=====					=====SEASON=====			
		YES	NO	SAME-DAY OVERNIGHT	ANY ROOFED	HOTEL, LODGE	HOTEL, ALL OTHER ROOFED	TRAILER, CAMPING	ANY OWN HOME, VFR	VACATION HOME, VFR	SUMMER	FALL	WINTER	SPRING		
TOTAL PARTY VISITS (ACTUAL)	2351 100.0	1325 56.4	1016 43.2	770 32.8	1581 67.2	1177 50.1	1093 46.5	117 5.0	380 16.2	65 2.8	1189 50.6	378 16.1	390 16.6	394 16.8		
TOTAL PARTY VISITS (WEIGHTED)	1625480 100.0	1019367 62.7	603627 37.1	690711 42.5	934769 57.5	684884 42.1	634404 39.0	210624 13.0	57608 3.5	611990 37.6	180120 11.1	593158 36.5	593158 36.5	240212 14.8		
ANY CANADA	1533232 94.3 100.0	993598 97.5 64.8	537539 89.1 35.1	652745 94.5 42.6	880487 94.2 57.4	653229 95.4 42.6	603941 95.2 39.4	190775 90.6 12.4	57368 99.6 3.7	556743 91.0 36.3	169748 94.2 11.1	584198 98.5 38.1	584198 98.5 38.1	222543 92.6 14.5		
BRITISH COLUMBIA	392128 24.1 100.0	129383 12.7 33.0	262598 43.5 67.0	190392 27.6 48.6	201736 21.6 51.4	142679 20.8 36.4	131976 20.8 33.7	59635 28.3 15.2	6752 11.7 1.7	207182 33.9 52.8	41050 22.8 10.5	79347 13.4 20.2	79347 13.4 20.2	64549 26.9 16.5		
ALBERTA	1102374 67.8 100.0	853223 83.7 77.4	247464 41.0 22.4	449276 65.0 40.8	653098 69.9 59.2	489838 71.5 44.4	452485 71.3 41.0	126351 60.0 11.5	50255 87.2 4.6	333557 54.5 30.3	119019 66.1 10.8	498161 84.0 45.2	498161 84.0 45.2	151637 63.1 13.8		
SASKATCHEWAN	6282 -4 100.0	342 * 5.4	5940 1.0 94.6	4019 -6 64.0	2263 -2 36.0	1289 -2 20.5	1289 -2 20.5	974 5 15.5	- - -	2138 -3 34.0	1863 1.0 29.7	907 -2 14.4	907 -2 14.4	1374 -6 21.9		
MANITOBA	5546 -3 100.0	1155 -1 20.8	4391 -7 79.2	2764 -4 49.8	2783 -3 50.2	1629 -2 29.4	1629 -3 29.4	1153 -5 20.8	- - -	3814 -6 68.8	921 -5 16.6	- - -	- - -	811 -3 14.6		
ONTARIO	15054 -9 100.0	7018 -7 46.6	8036 1.3 53.4	3133 -5 20.8	11922 1.3 79.2	10737 1.6 71.3	9752 1.5 64.8	1038 1.7 6.9	9 * .1	3307 -5 22.0	5868 3.3 39.0	3619 -6 24.0	3619 -6 24.0	2261 -9 15.0		
QUEBEC	5864 -4 100.0	2320 -2 39.6	3283 -5 56.0	328 * 5.6	5537 -6 94.4	5251 -8 89.5	5003 -8 85.3	248 -4 4.2	352 -6 6.0	4128 -7 70.4	395 -2 6.7	- - -	- - -	1341 -6 22.9		
ATLANTIC PROVINCES	1235 -1 100.0	156 * 12.6	1079 -2 87.4	516 -1 41.8	719 -1 58.2	719 -1 58.2	719 -1 58.2	- - -	- - -	602 -1 48.8	633 -4 51.2	- - -	- - -	- - -		
YUKON/ NORTHWEST TERRITORIES	4748 -3 100.0	- - 100.0	4748 -8 100.0	2317 -3 48.8	2431 -3 51.2	1087 -2 22.9	1087 -2 22.9	1344 -6 28.3	- - -	2014 -3 42.4	- - -	2163 -4 45.6	2163 -4 45.6	571 -2 12.0		

Continued

Q.6A FURTHEST DESTINATION FROM HOME

BASE: PARTY VISITS
BY PARKS AS MAIN DESTINATION OF ENTIRE TRIP, LENGTH OF STAY, ACCOMMODATION TYPE(S) USED, SEASON

	PARKS MAIN										SEASON			
	TOTAL	YES	NO	SAME-DAY	OVERNIGHT	ANY ROOFED	HOTEL, LODGE	ALL OTHER ROOFED	TRAILER, CAMPING	ANY VACATION HOME, VFR	SUMMER	FALL	WINTER	SPRING
ANY U.S.A.	72400	16905	55494	29256	43144	22033	21746	1239	18361	240	45703	7776	6373	12548
	4.5	1.7	9.2	4.2	4.6	3.2	3.4	2.0	8.7	.4	7.5	4.3	1.1	5.2
	100.0	23.4	76.6	40.4	59.6	30.4	30.0	1.7	25.4	.3	63.1	10.7	8.8	17.3
ANY OTHER COUNTRY	12344	6366	5978	5923	6422	5089	4185	904	1333	-	7264	1799	1094	2187
	.8	.6	1.0	.9	.7	.7	.7	1.5	.6	-	1.2	1.0	.2	.9
	100.0	51.6	48.4	48.0	52.0	41.2	33.9	7.3	10.8	-	58.8	14.6	8.9	17.7
U.K. (ENGLAND + OTHER U.K.)	2597	1621	977	-	2597	2597	2350	247	-	-	796	360	1064	377
	.2	.2	.2	-	.3	.4	.4	.4	-	-	.1	.2	.2	.2
	100.0	62.4	37.6	100.0	100.0	100.0	90.5	9.5	-	-	30.7	13.8	41.0	14.5
JAPAN	308	236	72	-	308	308	308	-	-	-	195	113	-	-
	*	*	*	-	*	*	*	-	-	-	*	.1	-	-
	100.0	76.5	23.5	100.0	100.0	100.0	100.0	-	-	-	63.3	36.7	-	-
WEST GERMANY	-	-	-	-	-	-	-	-	-	-	-	-	-	-
SWITZERLAND	-	-	-	-	-	-	-	-	-	-	-	-	-	-
AUSTRALIA	1912	1185	727	1326	585	585	374	211	-	-	148	1326	-	437
	.1	.1	.1	.2	.1	.1	.1	.3	-	-	*	.7	-	.2
	100.0	62.0	38.0	69.4	30.6	30.6	19.6	11.0	-	-	7.7	69.4	-	22.9
HONG KONG	1333	1333	-	-	1333	-	-	-	1333	-	1333	-	-	-
	.1	.1	-	-	.1	-	-	-	.6	-	.2	-	-	-
	100.0	100.0	-	-	100.0	-	-	-	100.0	-	100.0	-	-	-
NO PARTICULAR DESTINATION	588	-	588	588	-	-	-	-	-	-	-	-	588	-
	*	-	.1	.1	-	-	-	-	-	-	-	-	.1	-
	100.0	-	100.0	100.0	-	-	-	-	-	-	-	-	100.0	-
REFUSED/ NOT STATED	6916	2498	4028	2201	4716	4533	4533	40	156	-	2281	797	905	2933
	.4	.2	.7	.3	.5	.7	.7	.1	.1	-	.4	.4	.2	1.2
	100.0	36.1	58.2	31.8	68.2	65.5	65.5	.6	2.3	-	33.0	11.5	13.1	42.4

Q. 6A FURTHEST DESTINATION FROM HOME
 BASE: PERSON VISITORS
 BY SPECIFIC PARKS, MAIN PURPOSE OF PARKS VISIT

=====ALBERTA PARKS===== B.C. PARKS===== MAIN PURPOSE OF PARKS VISIT=====

	TOTAL	ANY	BANFF	JASPER	ANY	YOHO	KOOTENAY	BUSINESS	PERSONAL	VAC. HOME	RECREAT'L DAY-USE
TOTAL PERSON VISITORS (ACTUAL)	2351	2270	1738	1325	538	343	273	116	224	1624	259
	100.0	96.6	73.9	56.4	22.9	14.6	11.6	4.9	9.5	69.1	11.0
TOTAL PERSON VISITORS (WEIGHTED)	4084004	3898614	3167517	1598918	748328	425601	424721	249161	425934	2437324	664556
	100.0	95.5	77.6	39.2	18.3	10.4	10.4	6.1	10.4	59.7	16.3
ANY CANADA	3847930	3669118	2973896	1469679	689362	387095	387934	248487	422860	2254442	654357
	94.2	94.1	93.9	91.9	92.1	91.0	91.3	99.7	99.3	92.5	98.5
	100.0	95.4	77.3	38.2	17.9	10.1	10.1	6.5	11.0	58.6	17.0
BRITISH COLUMBIA	1034277	878281	702265	483396	444448	247995	236895	62702	95082	622206	76499
	25.3	22.5	22.2	30.2	59.4	58.3	55.8	25.2	22.3	25.5	11.5
	100.0	84.9	67.9	46.7	43.0	24.0	22.9	6.1	9.2	60.2	7.4
ALBERTA	2740476	27202987	927344	10064	1493	1290	797	2642	4451	5809	3291
	67.1	69.8	70.2	58.0	31.3	30.8	34.9	72.6	74.5	65.1	86.4
	100.0	99.3	81.1	33.8	8.6	4.8	5.4	6.6	11.6	57.9	20.9
SASKATCHEWAN	13308	12714	3490	10064	1493	1290	797	2642	4451	5809	3291
	.3	.3	.1	.6	.2	.3	.2	1.1	1.0	.2	.5
	100.0	95.5	26.2	75.6	11.2	9.7	6.0	19.9	33.4	43.6	24.7
MANITOBA	9316	8853	3786	7262	463	463	-	-	2899	5902	-
	.2	.2	.1	.5	.1	.1	-	-	.7	.2	-
	100.0	95.0	40.6	78.0	5.0	5.0	-	31.1	63.3	-	-
ONTARIO	26664	24871	21771	19756	3702	1624	2078	-	3044	19801	594
	.7	.6	.7	1.2	.5	.4	.5	-	.7	.8	.1
	100.0	93.3	81.6	74.1	13.9	6.1	7.8	-	11.4	74.3	2.2
QUEBEC	11576	11576	8989	10086	4051	4051	-	2355	40	8526	-
	.3	.3	.3	.6	.5	1.0	-	.9	*	.3	-
	100.0	100.0	77.6	87.1	35.0	35.0	-	20.3	.3	73.7	-
ATLANTIC PROVINCES	2056	2056	1283	1822	-	-	-	-	-	1127	-
	.1	.1	*	.1	-	-	-	-	-	*	-
	100.0	100.0	62.4	88.6	-	-	-	-	-	54.8	-
YUKON/ NORTHWEST TERRITORIES	10257	10257	9325	9949	616	616	-	-	-	3183	-
	.3	.3	.3	.6	.1	.1	-	-	-	.1	-
	100.0	100.0	90.9	97.0	6.0	6.0	-	-	-	31.0	-
ANY U.S.A.	190716	184139	149720	116560	53809	36015	33295	511	2643	144402	3263
	4.7	4.7	4.7	7.3	7.2	8.5	7.8	.2	.6	5.9	.5
	100.0	96.6	78.5	61.1	28.2	18.9	17.5	.3	1.4	75.7	1.7

Continued

Q.6A FURTHEST DESTINATION FROM HOME
 BASE: PERSON VISITORS
 BY SPECIFIC PARKS, MAIN PURPOSE OF PARKS VISIT

ANY OTHER COUNTRY	=====ALBERTA PARKS=====				=====B.C. PARKS=====				=====MAIN PURPOSE OF PARKS VISIT=====			
	TOTAL	ANY	BANFF	JASPER	ANY	YOHO	KOOTENAY	BUSINESS	PERSONAL	VAC. HOME	RECREAT'L	DAY-USE
27925	27925	27925	27925	6054	3388	723	3153	-	-	24553	698	
100.0	100.0	100.0	100.0	21.7	12.1	2.6	11.3			87.9	2.5	
5528	5528	5528	3062	226	226	226	226	-	-	3840	-	
100.0	100.0	100.0	55.4	4.1	4.1	4.1	4.1			69.5		
820	820	820	707	113	113	113	-	-	-	820	-	
100.0	100.0	100.0	86.2	13.8	13.8	13.8	-	-	-	100.0	-	
-	-	-	-	-	-	-	-	-	-	-	-	
-	-	-	-	-	-	-	-	-	-	-	-	
4345	4345	4345	570	-	-	-	-	-	-	4345	-	
100.0	100.0	100.0	13.1							100.0		
2665	2665	2665	-	2665	-	2665	-	-	-	2665	-	
100.0	100.0	100.0		100.0		100.0				100.0		
1779	1779	1779	-	-	-	-	-	-	-	-	1779	
100.0	100.0	100.0									3	
15653	15653	14196	6624	1769	1769	339	162	431	13927	4459		
100.0	100.0	90.7	42.3	11.3	11.3	2.2	1.0	2.8	89.0	28.5		

U.K. (ENGLAND + OTHER
 U.K.)

JAPAN

WEST GERMANY

SWITZERLAND

AUSTRALIA

HONG KONG

NO PARTICULAR DESTINATION

REFUSED/ NOT STATED

Q-6A FURTHEST DESTINATION FROM HOME
BASE: PERSON VISITORS
BY PLACE OF RESIDENCE, MODE OF ENTRY

	=====PLACE OF RESIDENCE=====										=====OTHER COUNTRY=====				=====MODE OF ENTRY=====		
	TOTAL	CANADA	ALBERTA	B.C.	CANADA	OTHER	U.S.A.	TOTAL	JAPAN	WEST	ANY	R.V.	SCHEDULED	CHARTER			
	TOTAL	CANADA	ALBERTA	B.C.	CANADA	OTHER	U.S.A.	OTHER	JAPAN	GERMANY	PRIVATE	BUS, TRAIN	BUS, TRAIN	CHARTER			
TOTAL PERSON VISITORS (ACTUAL)	2351	1532	932	346	254	302	515	302	140	26	1700	74	318	333			
	100.0	65.2	39.6	14.7	10.8	12.8	21.9	12.8	6.0	1.1	72.3	3.1	13.5	14.2			
TOTAL PERSON VISITORS (WEIGHTED)	4084004	3276659	2405079	395658	475921	228355	574763	228355	51473	57134	3777711	139339	116519	189773			
	100.0	80.2	58.9	9.7	11.7	5.6	14.1	5.6	1.3	1.4	92.5	3.4	2.9	4.6			
ANY CANADA	3847930	3173103	2336033	371845	465225	175429	495171	175429	41647	46478	3570140	117158	104340	173451			
	94.2	96.8	97.1	94.0	97.8	76.8	86.2	76.8	80.9	81.3	94.5	84.1	89.5	91.4			
	100.0	82.5	60.7	9.7	12.1	4.6	12.9	4.6	1.1	1.2	92.8	3.0	2.7	4.5			
BRITISH COLUMBIA	1034277	799810	559531	49066	191212	67306	166867	67306	1710	24508	961311	47179	39993	32972			
	25.3	24.4	23.3	12.4	40.2	29.5	29.0	29.5	3.3	42.9	25.4	33.9	34.3	17.4			
	100.0	77.3	54.1	4.7	18.5	6.5	16.1	6.5	.2	2.4	92.9	4.6	3.9	3.2			
ALBERTA	2740476	2336004	1775347	291116	267541	82505	320034	82505	22300	21970	2563773	66052	53479	123223			
	67.1	71.2	73.8	73.6	56.2	36.1	55.7	36.1	43.3	38.5	67.9	47.4	45.9	64.9			
	100.0	85.2	64.8	10.6	9.8	3.0	11.7	3.0	.8	.8	93.6	2.4	2.0	4.5			
SASKATCHEWAN	13308	13308	342	12966	-	-	-	-	-	-	13160	936	148	-			
	.3	.4	*	3.3							.3	.7	.1				
	100.0	100.0	2.6	97.4							98.9	7.0	1.1				
MANITOBA	9316	6363	-	6363	-	1571	1381	1571	1571	-	7513	696	232	1571			
	.2	.2		1.6		.7	.2	.7	3.1		.2	.5	.2	.8			
	100.0	68.3		68.3		16.9	14.8	16.9	16.9		80.6	7.5	2.5	16.9			
ONTARIO	26664	9588	-	9588	-	14514	2562	14514	11915	-	10966	-	5140	10558			
	.7	.3		2.4		6.4	.4	6.4	23.1		.3		4.4	5.6			
	100.0	36.0		36.0		54.4	9.6	54.4	44.7		41.1		19.3	39.6			
QUEBEC	11576	3050	-	941	2110	7859	667	7859	3102	-	3010	-	3441	5126			
	.3	1		.2	.4	3.4	.1	3.4	6.0		.1		3.0	2.7			
	100.0	26.3		8.1	18.2	67.9	5.8	67.9	26.8		26.0		29.7	44.3			
ATLANTIC PROVINCES	2056	773	-	773	-	1049	234	1049	1049	-	773	-	1283	-			
	.1	*		.2		.5	*	.5	2.0		*		1.1				
	100.0	37.6		37.6		51.0	11.4	51.0	51.0		37.6		62.4				
YUKON/ NORTHWEST TERRITORIES	10257	6207	813	1032	4362	624	3426	624	-	-	9633	2296	624	-			
	.3	.2	*	.3	.9	.3	.6	.3			.3	1.6	.5				
	100.0	60.5	7.9	10.1	42.5	6.1	33.4	6.1			93.9	22.4	6.1				

Continued

Q.6A FURTHEST DESTINATION FROM HOME
 BASE: PERSON VISITORS
 BY PLACE OF RESIDENCE, MODE OF ENTRY

	=====PLACE OF RESIDENCE=====										=====OTHER COUNTRY=====				=====MODE OF ENTRY=====			
	TOTAL	CANADA	ALBERTA	B.C.	OTHER CANADA	U.S.A.	TOTAL OTHER	JAPAN	GERMANY	WEST GERMANY	ANY PRIVATE VEHICLE	R.V. BUS, TRAIN	SCHEDULED	CHARTER				
ANY U.S.A.	190716	77840	50624	16520	10696	75536	37341	3825	7992	175324	19515	6747	8645					
	4.7	2.4	2.1	4.2	2.2	13.1	16.4	7.4	14.0	4.6	14.0	5.8	4.6					
	100.0	40.8	26.5	8.7	5.6	39.6	19.6	2.0	4.2	91.9	10.2	3.5	4.5					
ANY OTHER COUNTRY	27925	14837	13149	1688	-	2784	10305	1245	2665	21369	2665	4834	1723					
	.7	.5	.5	.4	-	.5	4.5	2.4	4.7	.6	1.9	4.1	.9					
	100.0	53.1	47.1	6.0	-	10.0	36.9	4.5	9.5	76.5	9.5	17.3	6.2					
U.K. (ENGLAND + OTHER	5528	3834	2146	1688	-	226	1468	-	-	3834	-	1468	226					
U.K.)	.1	.1	.1	.4	-	*	.6	-	-	.1	-	1.3	.1					
	100.0	69.4	38.8	30.5	-	4.1	26.6	-	-	69.4	-	26.6	4.1					
JAPAN	820	-	-	-	-	707	113	-	-	-	-	707	113					
	*	-	-	-	-	.1	*	-	-	-	-	.6	.1					
	100.0	-	-	-	-	86.2	13.8	-	-	-	-	86.2	13.8					
WEST GERMANY	-	-	-	-	-	-	-	-	-	-	-	-	-					
SWITZERLAND	-	-	-	-	-	-	-	-	-	-	-	-	-					
AUSTRALIA	4345	-	-	-	-	663	3682	1122	-	2653	-	570	1122					
	.1	-	-	-	-	.1	1.6	2.2	-	.1	-	.5	.6					
	100.0	-	-	-	-	15.3	84.7	25.8	-	61.1	-	13.1	25.8					
HONG KONG	2665	-	-	-	-	-	2665	-	2665	2665	2665	-	-					
	.1	-	-	-	-	-	1.2	-	4.7	.1	1.9	-	-					
	100.0	-	-	-	-	-	100.0	-	100.0	100.0	100.0	-	-					
NO PARTICULAR DESTINATION	1779	1779	1779	-	-	-	-	-	-	1779	-	-	-					
	*	.1	.1	-	-	-	-	-	-	*	-	-	-					
	100.0	100.0	100.0	-	-	-	-	-	-	100.0	-	-	-					
REFUSED/ NOT STATED	15653	9101	3495	5606	-	1272	5280	4756	-	9101	-	598	5955					
	.4	.3	.1	1.4	-	.2	2.3	9.2	-	.2	-	.5	3.1					
	100.0	58.1	22.3	35.8	-	8.1	33.7	30.4	-	58.1	-	3.8	38.0					

Q.6A FURTHEST DESTINATION FROM HOME
 BASE: PERSON VISITORS
 BY PARKS AS MAIN DESTINATION OF ENTIRE TRIP, LENGTH OF STAY, ACCOMMODATION TYPE(S) USED, SEASON

	PARKS MAIN										SEASON									
	===DESTINATION===					==LENGTH OF STAY==					=====ACCOMMODATION TYPE=====					=====SEASON=====				
	TOTAL	YES	NO	SAME-DAY OVERNIGHT	ANY ROOFED	HOTEL, LODGE	ALL OTHER ROOFED	TRAILER, CAMPING	ANY VACATION HOME, VFR	OWN	SUMMER	FALL	WINTER	SPRING						
TOTAL PERSON VISITORS (ACTUAL)	2351	1325	1016	770	1581	1177	1093	117	380	65	1189	378	390	394						
	100.0	56.4	43.2	32.8	67.2	50.1	46.5	5.0	16.2	2.8	50.6	16.1	16.6	16.8						
TOTAL PERSON VISITORS (WEIGHTED)	4084004	2484685	1591502	1795974	2288029	1684147	1581280	135876	527696	122086	1646096	391827	1441483	604597						
	100.0	60.8	39.0	44.0	56.0	41.2	38.7	3.3	12.9	3.0	40.3	9.6	35.3	14.8						
ANY CANADA	3847930	2429920	1410846	1688086	2159844	1606852	1506449	129356	481687	121846	1494073	372508	1418416	562934						
	94.2	97.8	88.6	94.0	94.4	95.4	95.2	91.3	99.8	90.8	90.8	95.1	98.4	93.1						
	100.0	63.1	36.7	43.9	56.1	41.8	39.1	3.4	12.5	3.2	38.8	9.7	36.9	14.6						
BRITISH COLUMBIA	1034277	331771	702212	492374	541903	389141	369258	36145	147591	34167	568193	86584	239032	140468						
	25.3	13.4	44.1	27.4	23.7	23.1	23.4	26.6	28.0	28.0	34.5	22.1	16.6	23.2						
	100.0	32.1	67.9	47.6	52.4	37.6	35.7	3.5	14.3	3.3	54.9	8.4	23.1	13.6						
ALBERTA	2740476	2080535	653333	1168604	1571871	1182624	1105410	89842	323266	85551	890222	270692	1166826	412736						
	67.1	83.7	41.1	65.1	68.7	70.2	69.9	66.1	61.3	70.1	54.1	69.1	80.9	68.3						
	100.0	75.9	23.8	42.6	57.4	43.2	40.3	3.3	11.8	3.1	32.5	9.9	42.6	15.1						
SASKATCHEWAN	13308	342	12966	10267	3041	1436	1436	-	1605	-	6449	2393	2744	1722						
	-3	*	8	-6	-1	-1	-1	-	-3	-	-4	-6	-2	-3						
	100.0	2.6	97.4	77.1	22.9	10.8	10.8	-	12.1	-	48.5	18.0	20.6	12.9						
MANITOBA	9316	1953	7363	4401	4915	1803	1803	-	3111	-	6978	1179	-	1159						
	-2	-1	-5	-2	-2	-1	-1	-	-6	-	-4	-3	-	-2						
	100.0	21.0	79.0	47.2	52.8	19.4	19.4	-	33.4	-	74.9	12.7	-	12.4						
ONTARIO	26664	11571	15092	6341	20323	18066	15257	2871	2144	18	7906	9864	5451	3442						
	-7	-5	-9	-4	-9	1.1	1.0	2.1	-4	*	-5	2.5	-4	-6						
	100.0	43.4	56.6	23.8	76.2	67.8	57.2	10.8	8.0	.1	29.7	37.0	20.4	12.9						
QUEBEC	11576	3592	7723	655	10921	10636	10139	497	245	2110	8104	790	-	2682						
	-3	-1	-5	*	-5	-6	-6	-4	*	1.7	-5	-2	-	-4						
	100.0	31.0	66.7	5.7	94.3	91.9	87.6	4.3	2.1	18.2	70.0	6.8	-	23.2						
ATLANTIC PROVINCES	2056	156	1901	773	1283	1283	1283	-	-	-	1049	1007	-	-						
	-1	*	-1	*	-1	-1	-1	-	-	-	-1	-3	-	-						
	100.0	7.6	92.4	37.6	62.4	62.4	62.4	-	-	-	51.0	49.0	-	-						
YUKON/ NORTHWEST TERRITORIES	10257	-	10257	4670	5587	1863	1863	-	3724	-	5170	-	4362	725						
	-3	-	-6	-3	-2	-1	-1	-	-7	-	-3	-	-3	-1						
	100.0	-	100.0	45.5	54.5	18.2	18.2	-	36.3	-	50.4	-	42.5	7.1						

Continued

Q-6A FURTHEST DESTINATION FROM HOME
 BASE: PERSON VISITORS
 BY PARKS AS MAIN DESTINATION OF ENTIRE TRIP, LENGTH OF STAY, ACCOMMODATION TYPE(S) USED, SEASON

TOTAL	PARKS MAIN		NO SAME-DAY OVERNIGHT		ACCOMMODATION TYPE				SEASON			
	YES	NO	ANY ROOFED	MOTEL, LODGE	ANY TRAILER, CAMPING	ANY VACATION HOME, VFR	SUMMER	FALL	WINTER	SPRING		
190716	37162	153554	56493	55739	4648	43189	240	14832	15851	32847		
4.7	1.5	9.6	4.6	3.5	3.4	8.2	.2	3.8	1.1	5.4		
100.0	19.5	80.5	54.7	29.2	2.4	22.6	.1	7.8	8.3	17.2		
27925	11411	16514	13344	8969	1710	2665	-	3238	2176	3839		
.7	.5	1.0	.6	.6	1.3	.5	-	.8	.2	.6		
100.0	40.9	59.1	47.8	32.1	6.1	9.5	-	11.6	7.8	13.7		
5528	3012	2516	5528	5281	247	-	-	472	2146	755		
.1	.1	.2	.2	.3	.2	-	-	.1	.1	.1		
100.0	54.5	45.5	100.0	95.5	4.5	-	-	8.5	38.8	13.7		
820	603	217	820	820	-	-	-	113	-	-		
*	*	*	*	.1	-	-	-	*	-	-		
100.0	73.6	26.4	100.0	100.0	-	-	-	13.8	-	-		
-	-	-	-	-	-	-	-	-	-	-		
-	-	-	-	-	-	-	-	-	-	-		
-	-	-	-	-	-	-	-	-	-	-		
4345	2229	2116	1692	1122	570	-	-	2653	-	1249		
.1	.1	.1	.1	.1	.4	-	-	.7	-	.2		
100.0	51.3	48.7	38.9	25.8	13.1	-	-	61.1	-	28.7		
2665	2665	-	2665	-	-	2665	-	-	-	-		
.1	.1	-	.1	-	-	.5	-	-	-	-		
100.0	100.0	-	100.0	100.0	-	100.0	-	-	-	-		
1779	-	1779	-	-	-	-	-	-	1779	-		
*	.1	.1	.1	-	-	-	-	-	.1	-		
100.0	100.0	100.0	100.0	-	-	-	-	-	100.0	-		
15653	6192	8808	10549	10124	162	156	-	1249	3262	4977		
.4	.2	.6	.5	.6	.1	*	-	.3	.2	.8		
100.0	39.6	56.3	67.4	64.7	1.0	1.0	-	8.0	20.8	31.8		

NO PARTICULAR DESTINATION

REFUSED/ NOT STATED

Q.6A FURTHEST DESTINATION FROM HOME - EXTENDED LOCATION LIST
 BASE: PARTY VISITS
 BY SPECIFIC PARKS, MAIN PURPOSE OF PARKS VISIT

	=====ALBERTA PARKS=====										=====B.C. PARKS=====			=====MAIN PURPOSE OF PARKS VISIT=====			
	TOTAL	ANY	BANFF	JASPER	ANY	YOHO	KOOTENAY	BUSINESS	PERSONAL	HOME	VACATION,	RECREAT'L	DAY-USE				
TOTAL PARTY VISITS	2351	2270	1738	1325	538	343	273	116	224	1624	259						
(ACTUAL)	100.0	96.6	73.9	56.4	22.9	14.6	11.6	4.9	9.5	69.1	11.0						
TOTAL PARTY VISITS	1625480	1552155	1284447	604130	305865	175738	174205	99652	166341	964411	272370						
(WEIGHTED)	100.0	95.5	79.0	37.2	18.8	10.8	10.7	6.1	10.2	59.3	16.8						
CANADA	153232	1463527	1209293	552443	284171	162261	160494	99101	165323	892983	268316						
---	94.3	94.3	94.1	91.4	92.9	92.3	92.1	99.4	99.4	92.6	98.5						
---	100.0	95.5	78.9	36.0	18.5	10.6	10.5	6.5	10.8	58.2	17.5						
ALBERTA	1102374	1093783	907805	355228	99696	58266	62268	77560	125415	628748	236475						
---	67.8	70.5	70.7	58.8	32.6	33.2	35.7	77.8	75.4	65.2	86.8						
---	100.0	99.2	82.4	32.2	9.0	5.3	5.6	7.0	11.4	57.0	21.5						
TOTAL CHINOOK COUNTRY	9295	8296	5000	5069	3144	2031	1725	-	3652	4226	1336						
---	6.6	5.5	4.4	8.1	1.0	1.2	1.0	-	2.2	4.4	1.5						
---	100.0	89.3	53.8	54.5	33.8	21.9	18.6	-	39.3	45.5	14.4						
LETHBRIDGE	3657	3657	1342	2890	767	419	348	-	3083	575	-						
---	1.6	1.6	1.1	1.5	1.3	1.2	1.2	-	1.9	1.1	-						
---	100.0	100.0	36.7	79.0	21.0	11.5	9.5	-	84.3	15.7	-						
REST OF CHINOOK COUNTRY	5638	4639	3658	2179	2376	1612	1377	-	569	3651	1336						
---	24.3	24.3	24.3	16.4	14.6	9.9	8.8	-	3.3	4.4	5.5						
---	100.0	82.3	64.9	38.7	42.2	28.6	24.4	-	10.1	64.8	23.7						
TOTAL GATEWAY	1147	1147	1147	839	-	-	-	308	-	839	-						
---	0.5	0.5	0.5	0.7	-	-	-	0.3	-	1.1	-						
---	100.0	100.0	100.0	73.2	-	-	-	26.8	-	73.2	-						
MEDICINE HAT	308	308	308	-	-	-	-	308	-	-	-						
---	1.3	1.3	1.3	-	-	-	-	1.3	-	-	-						
---	100.0	100.0	100.0	100.0	-	-	-	100.0	-	-	-						
REST OF GATEWAY	839	839	839	839	-	-	-	-	-	839	-						
---	3.6	3.6	3.6	3.6	-	-	-	-	-	3.6	-						
---	100.0	100.0	100.0	100.0	-	-	-	-	-	100.0	-						
BIG COUNTRY	1028	1028	1028	102	102	-	102	-	-	843	-						
---	4.3	4.3	4.3	0.4	0.4	-	0.4	-	-	3.1	-						
---	100.0	100.0	100.0	9.9	9.9	-	9.9	-	-	82.0	-						
TOTAL DAVID THOMPSON COUNTRY	3603	2773	1618	1192	1158	-	1158	-	1225	1008	-						
---	15.1	11.6	6.6	5.0	4.8	-	4.8	-	5.1	4.1	-						
---	100.0	76.9	44.9	33.1	32.1	-	32.1	-	34.0	28.0	-						

Continued

Q.6A FURTHEST DESTINATION FROM HOME - EXTENDED LOCATION LIST
 BASE: PARTY VISITS
 BY SPECIFIC PARKS, MAIN PURPOSE OF PARKS VISIT

=====ALBERTA PARKS===== B.C. PARKS===== YHOHO KOOTENAY BUSINESS PERSONAL VAC. HOME DAY-USE
 =====MAIN PURPOSE OF PARKS VISIT=====

	TOTAL	ANY	BANFF	JASPER	ANY	YHOHO	KOOTENAY	BUSINESS	PERSONAL	VAC. HOME	DAY-USE
RED DEER	1355 -1 100.0	1355 -1 100.0	458 * 33.8	897 -1 66.2	-	-	-	-	897 -5 66.2	-	-
REST OF DAVID THOMPSON COUNTRY	2248 -1 100.0	1418 -1 100.0	1160 -1 63.1	295 * 13.1	1158 -4 51.5	-	1158 -7 51.5	-	328 -2 14.6	1008 -1 44.8	-
TOTAL BATTLE RIVER	837 -1 100.0	837 -1 100.0	837 -1 100.0	-	-	-	-	-	837 -1 100.0	-	-
SHERWOOD PARK	-	-	-	-	-	-	-	-	-	-	-
REST OF BATTLE RIVER	837 -1 100.0	837 -1 100.0	837 -1 100.0	-	-	-	-	-	837 -1 100.0	-	-
LAKELAND	3110 -2 100.0	2549 -2 100.0	1374 -1 53.9	2549 -4 100.0	561 -2 18.0	-	561 -3 18.0	-	385 -2 12.4	1441 -1 46.3	-
FORT MCMURRAY	561 * 100.0	- -2 100.0	-	-	561 -2 100.0	-	561 -3 100.0	-	-	561 -1 100.0	-
REST OF LAKELAND	2549 -2 100.0	2549 -2 100.0	1374 -1 53.9	2549 -4 100.0	-	-	-	-	385 -2 15.1	880 -1 34.5	-
EVERGREEN	3821 -2 100.0	3821 -2 100.0	464 * 12.1	3821 -6 100.0	831 -3 21.7	-	831 -5 21.7	-	-	3566 -4 93.3	-
LAND OF THE MIGHTY PEACE	511 * 100.0	511 * 100.0	511 * 100.0	511 -1 100.0	-	-	-	-	-	511 -1 100.0	-
JASPER NATIONAL PARK	222805 13.7 100.0	222805 14.4 100.0	86693 6.7 38.9	219331 36.3 98.4	32630 10.7 14.6	20504 11.7 9.2	19876 11.4 8.9	5021 5.0 2.3	27379 16.5 12.3	156578 16.2 70.3	34716 12.7 15.6

Continued

Q.6A FURTHEST DESTINATION FROM HOME - EXTENDED LOCATION LIST
 BASE: PARTY VISITS
 BY SPECIFIC PARKS, MAIN PURPOSE OF PARKS VISIT

	=====ALBERTA PARKS=====				=====B.C. PARKS=====				=====MAIN PURPOSE OF PARKS VISIT=====			
	TOTAL	ANY	BANFF	JASPER	ANY	YOHO	KOOTENAY	BUSINESS	PERSONAL	VACATION,	RECREAT'L	DAY-USE
TOTAL CALGARY DISTRICT	63131	62543	58685	15132	5183	3680	1884	3370	14522	24560	2666	
	3.9	4.0	4.6	2.5	1.7	2.1	1.1	3.4	8.7	2.5	1.0	
	100.0	99.1	93.0	24.0	8.2	5.8	3.0	5.3	23.0	38.9	4.2	
CALGARY	52410	51158	47300	15988	6285	4979	1687	3370	8218	20951	1684	
	3.2	3.3	3.7	2.6	2.1	2.8	1.0	3.4	4.9	2.2	.6	
	100.0	97.6	90.3	30.5	12.0	9.5	3.2	6.4	15.7	40.0	3.2	
REST OF CALGARY DISTRICT	13400	13400	13400	173	328	-	328	-	6968	5624	982	
	.8	.9	1.0	*	1.1	-	.2	-	4.2	.6	.4	
	100.0	100.0	100.0	1.3	2.4	-	2.4	-	52.0	42.0	7.3	
EDMONTON	88311	84634	54406	61924	19661	12461	15107	3454	14138	54022	12130	
	5.4	5.5	4.2	10.3	6.4	7.1	8.7	3.5	8.5	5.6	4.5	
	100.0	95.8	61.6	70.1	22.3	14.1	17.1	3.9	16.0	61.2	13.7	
BANFF NATIONAL PARK	687106	685833	683265	28425	28544	17623	15108	65170	61954	366923	184805	
	42.3	44.2	53.2	4.7	9.3	10.0	8.7	65.4	37.2	38.0	67.9	
	100.0	99.8	99.4	4.1	4.2	2.6	2.2	9.5	9.0	53.4	26.9	
GAME COUNTRY	2523	2523	803	2175	-	-	-	-	753	461	-	
	.2	.2	.1	.4	-	-	-	-	.5	*	-	
	100.0	100.0	31.8	86.2	-	-	-	-	29.8	18.3	-	
GRAND PRATRIE	600	600	342	600	-	-	-	-	342	-	-	
	*	*	*	.1	-	-	-	-	.2	-	-	
	100.0	100.0	57.0	100.0	-	-	-	-	57.0	-	-	
REST OF GAME COUNTRY	1923	1923	461	1575	-	-	-	-	411	461	-	
	.1	.1	*	.3	-	-	-	-	.2	*	-	
	100.0	100.0	24.0	81.9	-	-	-	-	21.4	24.0	-	
LAND OF THE MIDNIGHT TWILIGHT	3058	3058	922	3058	-	-	-	-	713	1777	822	
	.2	.2	.1	.5	-	-	-	-	.4	.2	.3	
	100.0	100.0	30.1	100.0	-	-	-	-	23.3	58.1	26.9	
ST. ALBERT	-	-	-	-	-	-	-	-	-	-	-	
REST OF LAND OF THE MIDNIGHT TWILIGHT	3058	3058	922	3058	-	-	-	-	713	1777	822	
	.2	.2	.1	.5	-	-	-	-	.4	.2	.3	
	100.0	100.0	30.1	100.0	-	-	-	-	23.3	58.1	26.9	

Continued

Q.6A FURTHEST DESTINATION FROM HOME - EXTENDED LOCATION LIST
 BASE: PARTY VISITS
 BY SPECIFIC PARKS, MAIN PURPOSE OF PARKS VISIT

	=====ALBERTA PARKS=====										=====B.C. PARKS=====			=====MAIN PURPOSE OF PARKS VISIT=====			VACATION, RECREAT'L DAY-USE
	TOTAL	ANY	BANFF	JASPER	ANY	YOHO	KOOTENAY	BUSINESS	PERSONAL	VAC. HOME	VAC. HOME	DAY-USE					
BRITISH COLUMBIA	392128	332670	272785	167960	178698	99354	96792	20484	34805	240220	30090						
	24.1	21.4	21.2	27.8	58.4	56.5	55.6	20.6	20.9	24.9	11.0						
	100.0	84.8	69.6	42.8	45.6	25.3	24.7	5.2	8.9	61.3	7.7						
VANCOUVER ISLAND/ COAST	86064	83062	63712	58993	36725	33027	11140	603	6554	56455	7478						
	5.3	5.4	5.0	9.8	12.0	18.8	6.4	.6	3.9	5.9	2.7						
	100.0	96.5	74.0	68.5	42.7	38.4	12.9	.7	7.6	65.6	8.7						
LOWER MAINLAND/ SOUTHWEST	72383	71823	59873	47460	11549	8297	4575	10938	5720	42156	944						
	4.5	4.6	4.7	7.9	3.8	4.7	2.6	11.0	3.4	4.4	.3						
	100.0	99.2	82.7	65.6	16.0	11.5	6.3	15.1	7.9	58.2	1.3						
OKANAGAN	100790	83654	71410	22611	57025	49064	15720	6116	16182	52050	13884						
	6.2	5.4	5.6	3.7	18.6	27.9	9.0	6.1	9.7	5.4	5.1						
	100.0	83.0	70.9	22.4	56.6	48.7	15.6	6.1	16.1	51.6	13.8						
KOOTENAY	104128	68545	64507	13309	62768	3580	60111	2292	4526	68087	7785						
	6.4	4.4	5.0	2.2	20.5	2.0	34.5	2.3	2.7	7.1	2.9						
	100.0	65.8	61.9	12.8	60.3	3.4	57.7	2.2	4.3	65.4	7.5						
CARIBOO	17820	14645	8071	14645	8929	4912	4018	254	909	15314	-						
	1.1	.9	.6	2.4	2.9	2.8	2.3	.3	.5	1.6	-						
	100.0	82.2	45.3	82.2	50.1	27.6	22.5	1.4	5.1	85.9	-						
NORTH COAST	3228	3228	1485	3228	1019	262	757	27	-	3201	-						
	.2	.2	.1	.5	.3	.1	.4	*	*	.3	-						
	100.0	100.0	46.0	100.0	31.6	8.1	23.5	.8	-	99.2	-						
MELHAKO	1241	1241	1241	1241	328	-	328	-	913	328	-						
	.1	.1	.1	.2	.1	.1	.2	-	.5	*	-						
	100.0	100.0	100.0	100.0	26.4	-	26.4	-	73.6	26.4	-						
PEACE RIVER	6472	6472	2486	6472	356	212	144	254	-	2629	-						
	.4	.4	.2	1.1	.1	.1	.1	.3	-	.3	-						
	100.0	100.0	38.4	100.0	5.5	3.3	2.2	3.9	-	40.6	-						
SASKATCHEWAN	6282	5985	2586	3991	746	645	398	459	1777	2540	1454						
	.4	.4	.2	.7	.2	.4	.2	.5	1.1	.3	.5						
	100.0	95.3	41.2	63.5	11.9	10.3	6.3	7.3	28.3	40.4	23.2						
REGINA	639	639	328	312	-	-	-	312	639	312	-						
	*	*	*	.1	-	-	-	.3	.4	*	-						
	100.0	100.0	51.2	48.8	-	-	-	48.8	100.0	48.8	-						

Continued

Q.6A FURTHEST DESTINATION FROM HOME - EXTENDED LOCATION LIST

BASE: PARTY VISITS
BY SPECIFIC PARKS, MAIN PURPOSE OF PARKS VISIT

=====ALBERTA PARKS===== B.C. PARKS===== MAIN PURPOSE OF PARKS VISIT=====

	TOTAL	ANY	BANFF	JASPER	ANY	YOHO	KOOTENAY	BUSINESS	PERSONAL	VAC. HOME	RECREAT'L DAY-USE
SASKATOON	794	794	663	131	-	-	-	-	131	794	-
	*	.1	.1	*					.1	.1	
	100.0	100.0	83.5	16.5					16.5	100.0	
REST OF SASKATCHEWAN	4849	4552	1595	3548	746	645	398	148	1007	1434	1454
	3	.3	.1	.6	.2	.4	.2	.1	.6	.1	.5
	100.0	93.9	32.9	73.2	15.4	13.3	8.2	3.0	20.8	29.6	30.0
MANITOBA	5546	5083	2952	4014	463	463	-	-	2012	3276	-
	3	.3	.2	.7	.2	.3			1.2	.3	
	100.0	91.7	53.2	72.4	8.3	8.3			36.3	59.1	
WINNIPEG	3900	3437	2293	2716	463	463	-	-	1701	1941	-
	.2	.2	.4	.4	.2	.3			1.0	.2	
	100.0	88.1	58.8	69.6	11.9	11.9			43.6	49.8	
REST OF MANITOBA	1646	1646	660	1298	-	-	-	-	312	1335	-
	.1	.1	.1	.2					.2	.1	
	100.0	100.0	40.1	78.9					18.9	81.1	
ONTARIO	15054	14158	12857	10654	2235	1199	1035	-	1272	11333	297
	.9	.9	1.0	1.8	.7	.7	.6		.8	1.2	.1
	100.0	94.0	85.4	70.8	14.8	8.0	6.9		8.5	75.3	2.0
TORONTO	8862	8862	8293	6368	1007	560	447	-	-	8347	297
	.5	.6	.6	1.1	.3	.3	.3			.9	.1
	100.0	100.0	93.6	71.9	11.4	6.3	5.0			94.2	3.3
OTTAWA	411	411	411	411	-	-	-	-	-	411	-
	*	*	*	.1					*	*	
	100.0	100.0	100.0	100.0						100.0	
REST OF SOUTHERN ONTARIO	4136	3547	3314	2538	920	332	588	-	774	1736	-
	3	.2	.3	.4	.3	.2	.3		.5	.2	
	100.0	85.8	80.1	61.4	22.2	8.0	14.2		18.7	42.0	
NORTHERN ONTARIO	1646	1338	839	1338	308	308	-	-	499	839	-
	.1	.1	.1	.2	.1	.2			.3	.1	
	100.0	81.3	51.0	81.3	18.7	18.7			30.3	51.0	
QUEBEC	5864	5864	5253	4884	2026	2026	-	597	40	4900	-
	.4	.4	.4	.8	.7	1.2		.6	*	.5	
	100.0	100.0	89.6	83.3	34.5	34.5		10.2	.7	83.5	

Continued

0.6A FURTHEST DESTINATION FROM HOME - EXTENDED LOCATION LIST
 BASE: PARTY VISITS
 BY SPECIFIC PARKS, MAIN PURPOSE OF PARKS VISIT

	=====ALBERTA PARKS=====				=====B.C. PARKS=====				=====MAIN PURPOSE OF PARKS VISIT=====			
	TOTAL	ANY	BANFF	JASPER	ANY	YOHO	KOOTENAY	BUSINESS	PERSONAL	VACATION, RECREAT'L	HOME	DAY-USE
MONTREAL	1398	1398	787	1025	-	-	-	597	40	761	-	-
	-1	-1	-1	-2				-6	*	-1		
	100.0	100.0	56.3	73.3				42.7	2.9	54.4		
QUEBEC CITY	3765	3765	3765	3485	1652	1652	-	-	-	3765	-	-
	-2	-2	-3	-6	-5	-9				-4		
	100.0	100.0	100.0	92.6	43.9	43.9				100.0		
REST OF QUEBEC	702	702	702	374	374	374	-	-	-	374	-	-
	*	*	-1	-1	-1	-2				*		
	100.0	100.0	100.0	53.3	53.3	53.3				53.3		
MARITIMES	1235	1235	719	1118	-	-	-	-	-	564	-	-
	-1	-1	-1	-2						-1		
	100.0	100.0	58.2	90.5						45.6		
NEW BRUNSWICK	-	-	-	-	-	-	-	-	-	-	-	-
NEWFOUNDLAND	-	-	-	-	-	-	-	-	-	-	-	-
NOVA SCOTIA	633	633	117	516	-	-	-	-	-	117	-	-
	*	*	*	-1						*		
	100.0	100.0	18.5	81.5						18.5		
PRINCE EDWARD ISLAND	602	602	602	602	-	-	-	-	-	447	-	-
	*	*	*	-1						*		
	100.0	100.0	100.0	100.0						74.1		
YUKON	941	941	836	941	-	-	-	-	-	941	-	-
	-1	-1	-1	-2						-1		
	100.0	100.0	88.8	100.0						100.0		
NORTHWEST TERRITORIES	3807	3807	3499	3653	308	308	-	-	-	462	-	-
	-2	-2	-3	-6	-1	-2				*		
	100.0	100.0	91.9	96.0	8.1	8.1				12.1		
U.S.A.	72400	68779	56214	45032	18974	12091	11891	511	950	54857	1211	
	4.5	4.4	4.4	7.5	6.2	6.9	6.8	.5	.6	5.7	.4	
	100.0	95.0	77.6	62.2	26.2	16.7	16.4	.7	1.3	75.8	1.7	

Continued

Q.6A FURTHEST DESTINATION FROM HOME - EXTENDED LOCATION LIST
 BASE: PARTY VISITS
 BY SPECIFIC PARKS, MAIN PURPOSE OF PARKS VISIT

	=====ALBERTA PARKS=====										=====B.C. PARKS=====				=====MAIN PURPOSE OF PARKS VISIT=====			
	TOTAL	ANY	BANFF	JASPER	ANY	YOHO	KOOTENAY	BUSINESS	PERSONAL	VAC. HOME	RECREAT'L DAY-USE							
PACIFIC NORTHWEST	15576	15305	11266	11262	3178	2179	2227	511	-	6928	-							
	1.0	1.0	.9	1.9	1.0	1.2	1.3	.5		.7								
	100.0	98.3	72.3	72.3	20.4	14.0	14.3	3.3		44.5								
OREGON	2380	2380	1963	417	91	-	91	-	-	91	-							
	.1	.2	.2	.1	*		.1			*								
	100.0	100.0	82.5	17.5	3.8		3.8			3.8								
WASHINGTON	13196	12925	9303	10846	3087	2179	2136	511	-	6837	-							
	.8	.8	.7	1.8	1.0	1.2	1.2	.5		.7								
	100.0	97.9	70.5	82.2	23.4	16.5	16.2	3.9		51.8								
CALIFORNIA	10583	8711	8199	5142	2869	997	2433	-	-	7667	-							
	.7	.6	.6	.9	.9	.6	1.4			.8								
	100.0	82.3	77.5	48.6	27.1	9.4	23.0			72.4								
NORTHWEST	5064	5064	5064	186	3019	2140	2692	-	-	4184	-							
	.3	.3	.4	*	1.0	1.2	1.5			.4								
	100.0	100.0	100.0	3.7	59.6	42.3	53.2			82.6								
IDAHO	1469	1469	1469	-	588	-	588	-	-	588	-							
	.1	.1	.1		.2		.3			.1								
	100.0	100.0	100.0		40.1		40.1			40.1								
MONTANA	1884	1884	1884	186	720	429	392	-	-	1884	-							
	.1	.1	.1	*	.2	.2	.2			.2								
	100.0	100.0	100.0	9.9	38.2	22.8	20.8			100.0								
WYOMING	1711	1711	1711	-	1711	1711	1711	-	-	1711	-							
	.1	.1	.1		.6	1.0	1.0			.2								
	100.0	100.0	100.0		100.0	100.0	100.0			100.0								
SOUTHWEST	4124	4124	4124	2635	-	-	-	-	-	265	-							
	.3	.3	.3	.4						.2								
	100.0	100.0	100.0	63.9						6.4								
ARIZONA	3597	3597	3597	2373	-	-	-	-	-	3036	-							
	.2	.2	.3	.4						.3								
	100.0	100.0	100.0	66.0						84.4								
COLORADO	-	-	-	-	-	-	-	-	-	-	-							

Continued

Q-6A FURTHEST DESTINATION FROM HOME - EXTENDED LOCATION LIST
 BASE: PARTY VISITS
 BY SPECIFIC PARKS, MAIN PURPOSE OF PARKS VISIT

	=====ALBERTA PARKS=====				=====B.C. PARKS=====				=====MAIN PURPOSE OF PARKS VISIT=====			
	TOTAL	ANY	BANFF	JASPER	ANY	YOHO	KOOTENAY	BUSINESS	PERSONAL	VACATION, RECREAT'L	HOME	DAY-USE
NEVADA	265 *	265 *	265 *	-	-	-	-	-	265 .2	-	-	-
	100.0	100.0	100.0						100.0			
NEW MEXICO	262 *	262 *	262 *	262 *	-	-	-	-	-	262 *	-	-
	100.0	100.0	100.0	100.0						100.0		
UTAH	-	-	-	-	-	-	-	-	-	-	-	-
NORTHWEST CENTRAL	4689 -3	3875 -2	3875 -3	1099 -2	1361 -4	814 -5	547 -3	-	414 -2	4120 -4	414 -2	414 -2
	100.0	82.6	82.6	23.4	29.0	17.4	11.7		8.8	87.9	8.8	8.8
IOWA	-	-	-	-	-	-	-	-	-	-	-	-
KANSAS	-	-	-	-	-	-	-	-	-	-	-	-
MINNESOTA	1125 .1	312 *	312 *	-	814 .3	814 .5	-	-	-	970 .1	-	-
	100.0	27.7	27.7		72.3	72.3				86.2		
MISSOURI	-	-	-	-	-	-	-	-	-	-	-	-
NEBRASKA	312 *	312 *	312 *	312 .1	-	-	-	-	-	312 *	-	-
	100.0	100.0	100.0	100.0						100.0		
NORTH DAKOTA	653 *	653 *	653 -1	240 *	-	-	-	-	414 -2	240 *	414 -2	414 -2
	100.0	100.0	100.0	36.7					63.3	36.7	63.3	63.3
SOUTH DAKOTA	2598 -2	2598 -2	2598 -2	547 -1	547 -2	-	547 -3	-	-	2598 -3	-	-
	100.0	100.0	100.0	21.1	21.1		21.1			100.0		

Continued

Q.6A FURTHEST DESTINATION FROM HOME - EXTENDED LOCATION LIST
 BASE: PARTY VISITS
 BY SPECIFIC PARKS, MAIN PURPOSE OF PARKS VISIT

	=====ALBERTA PARKS=====										=====B.C. PARKS=====				=====MAIN PURPOSE OF PARKS VISIT=====			
	TOTAL	ANY	BANFF	JASPER	ANY	YHOH	KOOTENAY	BUSINESS	PERSONAL	VAC.	RECREAT'L	HOME	DAY-USE					
SOUTHWEST CENTRAL	999	999	999	999	999	999	999	999	999	999	999	999	999	999	999	999	999	
	.1	.1	.1	.1	.3	.6								.1				
	100.0	100.0	100.0	100.0	100.0	100.0	100.0	100.0	100.0	100.0	100.0	100.0	100.0	100.0	100.0	100.0	100.0	
ARKANSAS	-	-	-	-	-	-	-	-	-	-	-	-	-	-	-	-	-	
LOUISIANA	-	-	-	-	-	-	-	-	-	-	-	-	-	-	-	-	-	
OKLAHOMA	-	-	-	-	-	-	-	-	-	-	-	-	-	-	-	-	-	
TEXAS	999	999	999	999	999	999	999	999	999	999	999	999	999	999	999	999	999	
	.1	.1	.1	.1	.3	.6								.1				
	100.0	100.0	100.0	100.0	100.0	100.0	100.0	100.0	100.0	100.0	100.0	100.0	100.0	100.0	100.0	100.0	100.0	
EAST CENTRAL	2627	1964	1825	1937	2461	2461	2461	2461	2461	2461	2461	2461	2461	2627	2461	2461	2461	
	.2	.1	.1	.3	.8	1.4	1.4	1.4	1.4	1.4	1.4	1.4	1.4	.3	1.4	1.4	1.4	
	100.0	74.8	69.5	73.7	93.7	93.7	93.7	93.7	93.7	93.7	93.7	93.7	93.7	100.0	93.7	93.7	93.7	
ALABAMA	-	-	-	-	-	-	-	-	-	-	-	-	-	-	-	-	-	
ILLINOIS	1825	1825	1825	1798	1798	1798	1798	1798	1798	1798	1798	1798	1798	1825	1798	1798	1798	
	.1	.1	.1	.3	.6	1.0	1.0	1.0	1.0	1.0	1.0	1.0	1.0	.2	1.0	1.0	1.0	
	100.0	100.0	100.0	98.5	98.5	98.5	98.5	98.5	98.5	98.5	98.5	98.5	98.5	100.0	98.5	98.5	98.5	
INDIANA	-	-	-	-	-	-	-	-	-	-	-	-	-	-	-	-	-	
KENTUCKY	-	-	-	-	-	-	-	-	-	-	-	-	-	-	-	-	-	
MICHIGAN	663	-	-	-	663	663	663	663	663	663	663	663	663	663	663	663	663	
	*				.2	.4	.4	.4	.4	.4	.4	.4	.4	.1	.4	.4	.4	
	100.0				100.0	100.0	100.0	100.0	100.0	100.0	100.0	100.0	100.0	100.0	100.0	100.0	100.0	

Continued

Q-6A FURTHEST DESTINATION FROM HOME - EXTENDED LOCATION LIST
 BASE: PARTY VISITS
 BY SPECIFIC PARKS, MAIN PURPOSE OF PARKS VISIT

=====ALBERTA PARKS===== B.C. PARKS===== MAIN PURPOSE OF PARKS VISIT=====
 VACATION, RECREAT'L
 DAY-USE

	TOTAL	ANY	BANFF	JASPER	ANY	YOHO	KOOTENAY	BUSINESS	PERSONAL	VAC. HOME	RECREAT'L	DAY-USE
MISSISSIPPI	-	-	-	-	-	-	-	-	-	-	-	-
OHIO	-	-	-	-	-	-	-	-	-	-	-	-
TENNESSEE	-	-	-	-	-	-	-	-	-	-	-	-
WISCONSIN	139 * 100.0	139 * 100.0	-	139 * 100.0	-	-	-	-	-	139 * 100.0	-	-
NORTHEAST SEABOARD	6020 -4 100.0	6020 -4 100.0	5922 -5 98.4	4216 -7 70.0	873 3 14.5	-	873 -5 14.5	-	98 -1 1.6	5922 -6 98.4	-	-
CONNECTICUT	-	-	-	-	-	-	-	-	-	-	-	-
MAINE	499 * 100.0	499 * 100.0	499 * 100.0	499 -1 100.0	499 -2 100.0	-	499 -3 100.0	-	-	499 -1 100.0	-	-
MASSACHUSETTS	1055 -1 100.0	1055 -1 100.0	1055 -1 100.0	-	-	-	-	-	-	1055 -1 100.0	-	-
NEW HAMPSHIRE	-	-	-	-	-	-	-	-	-	-	-	-
NEW JERSEY	-	-	-	-	-	-	-	-	-	-	-	-
NEW YORK	4466 -3 100.0	4466 -3 100.0	4368 -3 97.8	3717 -6 83.2	374 -1 8.4	-	374 -2 8.4	-	98 -1 2.2	4368 -5 97.8	-	-

Continued

Q.6A FURTHEST DESTINATION FROM HOME - EXTENDED LOCATION LIST
 BASE: PARTY VISITS
 BY SPECIFIC PARKS, MAIN PURPOSE OF PARKS VISIT

=====ALBERTA PARKS===== B.C. PARKS=====MAIN PURPOSE OF PARKS VISIT=====
 VACATION, RECREAT'L
 PERSONAL VAC. HOME DAY-USE

	TOTAL	ANY	BANFF	JASPER	ANY	YOHO	KOOTENAY	BUSINESS	PERSONAL	VAC.	RECREAT'L	DAY-USE
PENNSYLVANIA	-	-	-	-	-	-	-	-	-	-	-	-
RHODE ISLAND	-	-	-	-	-	-	-	-	-	-	-	-
VERMONT	-	-	-	-	-	-	-	-	-	-	-	-
SOUTHEAST SEABOARD	3084	3084	2844	659	-	-	-	-	-	3084	-	-
	-2	-2	-2	-1	-	-	-	-	-	-3	-	-
	100.0	100.0	92.2	21.4	-	-	-	-	-	100.0	-	-
DELAWARE	-	-	-	-	-	-	-	-	-	-	-	-
FLORIDA	240	240	-	240	-	-	-	-	-	240	-	-
	* 100.0	* 100.0		* 100.0						* 100.0		
GEORGIA	-	-	-	-	-	-	-	-	-	-	-	-
MARYLAND	-	-	-	-	-	-	-	-	-	-	-	-
NORTH CAROLINA	-	-	-	-	-	-	-	-	-	-	-	-
SOUTH CAROLINA	-	-	-	-	-	-	-	-	-	-	-	-
VIRGINIA	156	156	156	-	-	-	-	-	-	156	-	-
	* 100.0	* 100.0	* 100.0							* 100.0		

Continued

Q.6A FURTHEST DESTINATION FROM HOME - EXTENDED LOCATION LIST
 BASE: PARTY VISITS
 BY SPECIFIC PARKS, MAIN PURPOSE OF PARKS VISIT

=====ALBERTA PARKS===== B.C. PARKS=====MAIN PURPOSE OF PARKS VISIT=====

TOTAL ANY BANFF JASPER ANY YOH0 KOOTENAY BUSINESS PERSONAL VAC. HOME VACATION, RECREAT'L DAY-USE

	TOTAL	ANY	BANFF	JASPER	ANY	YOH0	KOOTENAY	BUSINESS	PERSONAL	VAC. HOME	VACATION, RECREAT'L DAY-USE
BENELUX	-	-	-	-	-	-	-	-	-	-	-
SWITZERLAND	-	-	-	-	-	-	-	-	-	-	-
AUSTRIA	-	-	-	-	-	-	-	-	-	-	-
SPAIN	-	-	-	-	-	-	-	-	-	-	-
ITALY	-	-	-	-	-	-	-	-	-	-	-
AUSTRALIA	1912 100.0	1912 100.0	1912 100.0	211 11.0	-	-	-	-	-	1912 100.0	1912 100.0
NEW ZEALAND	-	-	-	-	-	-	-	-	-	-	-
HONG KONG	1333 100.0	1333 100.0	1333 100.0	- 100.0	1333 100.0	- 100.0	1333 100.0	- 100.0	- 100.0	1333 100.0	1333 100.0
JAPAN	308 100.0	308 100.0	308 100.0	195 63.3	113 36.7	113 36.7	-	-	-	308 100.0	308 100.0
REST OF ASIA	245 100.0	245 100.0	245 100.0	245 100.0	-	-	-	-	-	245 100.0	245 100.0
AFRICA	-	-	-	-	-	-	-	-	-	-	-

Continued

0.6A FURTHEST DESTINATION FROM HOME - EXTENDED LOCATION LIST
 BASE: PARTY VISITS
 BY SPECIFIC PARKS, MAIN PURPOSE OF PARKS VISIT

=====ALBERTA PARKS===== B.C. PARKS===== MAIN PURPOSE OF PARKS VISIT=====

TOTAL ANY BANFF JASPER ANY YOHO KOOTENAY BUSINESS PERSONAL VAC. HOME VACATION, RECREAT'L DAY-USE

	TOTAL	ANY	BANFF	JASPER	ANY	YOHO	KOOTENAY	BUSINESS	PERSONAL	VAC. HOME	VACATION, RECREAT'L	DAY-USE
SOUTH AMERICA	-	-	-	-	-	-	-	-	-	-	-	-
CENTRAL AMERICA/ MEXICO/ CARIBBEAN	5090 .3 100.0	5090 .3 100.0	5090 .4 100.0	493 .1 9.7	-	-	-	-	-	3898 .4 76.6	698 .3 13.7	-
MIDDLE EAST	-	-	-	-	-	-	-	-	-	-	-	-
EASTERN BLOC	447 * 100.0	447 * 100.0	447 * 100.0	-	-	-	-	-	-	447 * 100.0	-	-
NO PARTICULAR DESTINATION	588 * 100.0	588 * 100.0	588 * 100.0	-	-	-	-	-	-	-	588 .2 100.0	-
REFUSED/ NOT STATED	6916 .4 100.0	6916 .4 100.0	6008 .5 86.9	3876 .6 56.0	777 .3 11.2	777 .4 11.2	113 .1 1.6	40 * .6	67 * 1.0	5981 .6 86.5	1557 .6 22.5	-

Q.6A FURTHEST DESTINATION FROM HOME - EXTENDED LOCATION LIST
 BASE: PARTY VISITS
 BY PARKS AS MAIN DESTINATION OF ENTIRE TRIP, LENGTH OF STAY, ACCOMMODATION TYPE(S) USED, SEASON

PARKS MAIN														
===DESTINATION===			==LENGTH OF STAY==				=====ACCOMMODATION TYPE=====					=====SEASON=====		
TOTAL	YES	NO	SAME-DAY	OVERNIGHT	ROOFED	ANY	HOTEL, MOTEL, ALL LODGE	OTHER ROOFED	TRAILER, CAMPING	ANY VACATION HOME, VFR	FALL	WINTER	SPRING	
TOTAL PARTY VISITS (ACTUAL)	2351	1325	1016	770	1581	1177	1093	117	380	65	378	390	394	
	100.0	56.4	43.2	32.8	67.2	50.1	46.5	5.0	16.2	2.8	16.1	16.6	16.8	
TOTAL PARTY VISITS (WEIGHTED)	1625480	1019367	603627	690711	934769	684884	634404	62306	210624	57608	180120	593158	240212	
	100.0	62.7	37.1	42.5	57.5	42.1	39.0	3.8	13.0	3.5	11.1	36.5	14.8	
CANADA	1533232	993598	537539	652745	880487	653229	603941	60122	190775	57368	169748	584198	222543	
	94.3	97.5	89.1	94.5	94.2	95.4	95.2	96.5	90.6	99.6	94.2	98.5	92.6	
	100.0	64.8	35.1	42.6	57.4	42.6	39.4	3.9	12.4	3.7	11.1	38.1	14.5	
ALBERTA	1102374	853223	247464	449276	653098	489838	452485	43350	126351	50255	119019	498161	151637	
	67.8	83.7	41.0	65.0	69.9	71.5	71.3	69.6	60.0	87.2	66.1	86.0	63.1	
	100.0	77.4	22.4	40.8	59.2	44.4	41.0	3.9	11.5	4.6	10.8	45.2	13.8	
TOTAL CHINOOK COUNTRY	9295	2713	6582	5270	4025	-	-	-	1710	2316	411	2316	898	
	.6	.3	1.1	.8	.4	-	-	-	.8	4.0	.2	.4	.4	
	100.0	29.2	70.8	56.7	43.3	-	-	-	18.4	24.9	4.4	24.9	9.7	
LETHBRIDGE	3657	-	3657	767	2890	-	-	-	575	2316	-	2316	767	
	.2	-	.6	.1	.3	-	-	-	.3	4.0	-	.4	.3	
	100.0	-	100.0	21.0	79.0	-	-	-	15.7	63.3	-	63.3	21.0	
REST OF CHINOOK COUNTRY	5638	2713	2925	4503	1135	-	-	-	1135	-	411	-	131	
	.3	.3	.5	.7	.1	-	-	-	.5	-	.2	-	.1	
	100.0	48.1	51.9	79.9	20.1	-	-	-	20.1	-	7.3	-	2.3	
TOTAL GATEWAY	1147	-	1147	-	1147	308	308	-	839	-	-	-	-	
	.1	-	.2	-	.1	*	*	-	.4	-	-	-	-	
	100.0	-	100.0	-	100.0	26.8	26.8	-	73.2	-	-	-	-	
MEDICINE HAT	308	-	308	-	308	308	308	-	-	-	-	-	-	
	*	-	.1	-	*	*	*	-	-	-	-	-	-	
	100.0	-	100.0	-	100.0	100.0	100.0	-	-	-	-	-	-	
REST OF GATEWAY	839	-	839	-	839	-	-	-	839	-	-	-	-	
	.1	-	.1	-	.1	-	-	-	.4	-	-	-	-	
	100.0	-	100.0	-	100.0	-	-	-	100.0	-	-	-	-	
BIG COUNTRY	1028	-	1028	604	424	-	-	-	424	-	185	-	419	
	.1	-	.2	.1	*	-	-	-	.2	-	.1	-	.2	
	100.0	-	100.0	58.8	41.2	-	-	-	41.2	-	18.0	-	40.8	

Continued

0.6A FURTHEST DESTINATION FROM HOME - EXTENDED LOCATION LIST
 BASE: PARTY VISITS
 BY PARKS AS MAIN DESTINATION OF ENTIRE TRIP, LENGTH OF STAY, ACCOMMODATION TYPE(S) USED, SEASON

	PARKS MAIN										SEASON			
	=====DESTINATION=====					=====LENGTH OF STAY=====					=====ACCOMMODATION TYPE=====			
	TOTAL	YES	NO	SAME-DAY OVERNIGHT	ANY ROOFED	HOTEL, LODGE	MOTEL, ALL OTHER ROOFED	ANY TRAILER, CAMPING	ANY VACATION HOME, VFR	OWN	SUMMER	FALL	WINTER	SPRING
TOTAL DAVID THOMPSON COUNTRY	3603	1008	2596	1486	2117	1977	1977	1977	140	-	2232	913	458	-
	.2	.1	.4	.2	.2	.3	.3	.1	.1	.4	.5	.1	.1	
	100.0	28.0	72.0	41.2	58.8	54.9	54.9	3.9	3.9	62.0	25.3	12.7		
RED DEER	1355	-	1355	-	1355	1355	1355	-	-	897	-	458	-	
	.1		.2		.1	.2	.2			.1		.1		
	100.0		100.0		100.0	100.0	100.0			66.2		33.8		
REST OF DAVID THOMPSON COUNTRY	2248	1008	1241	1486	763	623	623	140	140	1335	913	-	-	
	.1	.1	.2	.2	.1	.1	.1	.1	.1	.2	.5			
	100.0	44.8	55.2	66.1	33.9	27.7	27.7	6.2	6.2	59.4	40.6			
TOTAL BATTLE RIVER	837	-	837	174	663	663	663	-	-	-	663	-	174	
	.1		.1	*	.1	.1	.1				.4		.1	
	100.0		100.0	20.8	79.2	79.2	79.2				79.2		20.8	
SHERWOOD PARK	-	-	-	-	-	-	-	-	-	-	-	-	-	-
REST OF BATTLE RIVER	837	-	837	174	663	663	663	-	-	-	663	-	174	
	.1		.1	*	.1	.1	.1				.4		.1	
	100.0		100.0	20.8	79.2	79.2	79.2				79.2		20.8	
LAKELAND	3110	880	2230	3110	-	-	-	-	-	2252	858	-	-	
	.2	.1	.4	.5						.4	.5			
	100.0	28.3	71.7	100.0						72.4	27.6			
FORT MCHURRAY	561	-	561	561	-	-	-	-	-	-	561	-	-	
	*		.1	.1							.3			
	100.0		100.0	100.0							100.0			
REST OF LAKELAND	2549	880	1669	2549	-	-	-	-	-	2252	297	-	-	
	.2	.1	.3	.4						.4	.2			
	100.0	34.5	65.5	100.0						88.4	11.6			
EVERGREEN	3821	210	3611	2381	1439	1428	1428	11	-	1294	2395	-	131	
	.2	*	.6	.3	.2	.2	.2	*		.2	1.3		.1	
	100.0	5.5	94.5	62.3	37.7	37.7	37.4	.3		33.9	62.7		3.4	
LAND OF THE MIGHTY PEACE	511	-	511	-	511	-	-	-	511	511	-	-	-	
	*		.1		.1				.2	.1				
	100.0		100.0		100.0				100.0	100.0				

Continued

Q-6A FURTHEST DESTINATION FROM HOME - EXTENDED LOCATION LIST
 BASE: PARTY VISITS
 BY PARKS AS MAIN DESTINATION OF ENTIRE TRIP, LENGTH OF STAY, ACCOMMODATION TYPE(S) USED, SEASON

PARKS MAIN													
TOTAL	YES	NO	SAME-DAY OVERNIGHT	LENGTH OF STAY			ACCOMMODATION TYPE				SEASON		
				ANY ROOFED	HOTEL, LODGE	HOTEL, ALL OTHER ROOFED	TRAILER, CAMPING	ANY HOME, VACATION	FALL	WINTER	SPRING		
JASPER NATIONAL PARK													
222805	201094	21228	53535	169270	114952	107942	11592	45621	13531	108156	16343	69756	28550
13.7	19.7	3.5	7.8	18.1	16.8	17.0	18.6	21.7	23.5	17.7	9.1	11.8	11.9
100.0	90.3	9.5	24.0	76.0	51.6	48.4	5.2	20.5	6.1	48.5	7.3	31.3	12.8
TOTAL CALGARY DISTRICT													
63131	14915	48216	42122	21009	14807	10051	5013	5602	1327	24140	3639	28950	6402
3.9	1.5	8.0	6.1	2.2	2.2	1.6	8.0	2.7	2.3	3.9	2.0	4.9	2.7
100.0	23.6	76.4	66.7	33.3	23.5	15.9	7.9	8.9	2.1	38.2	5.8	45.9	10.1
CALGARY													
52410	9013	43396	34427	17983	11824	11824	257	5559	1327	21737	4302	20897	5474
3.2	1.9	7.2	5.0	1.9	1.7	1.9	.4	2.6	2.3	3.6	2.4	3.5	2.3
100.0	17.2	82.8	65.7	34.3	22.6	22.6	.5	10.6	2.5	41.5	8.2	39.9	10.4
REST OF CALGARY DISTRICT													
13400	7132	6268	8358	5042	4869	113	4756	173	-	3451	113	8403	1433
.8	.7	1.0	1.2	.5	.7	*	7.6	.1		.6	.1	1.4	.6
100.0	53.2	46.8	62.4	37.6	36.3	.8	35.5	1.3		25.8	.8	62.7	10.7
EDMONTON													
88311	33241	54808	40373	47938	31352	27565	4109	13156	3724	47490	21894	10415	8512
5.4	3.3	9.1	5.8	5.1	4.6	4.3	6.6	6.2	6.5	7.8	12.2	1.8	3.5
100.0	37.6	62.1	45.7	54.3	35.5	31.2	4.7	14.9	4.2	53.8	24.8	11.8	9.6
BANFF NATIONAL PARK													
687106	591828	94336	296903	390203	312290	290605	22276	55713	29357	133199	68566	385015	100327
42.3	58.1	15.6	43.0	41.7	45.6	45.8	35.8	26.5	51.0	21.8	38.1	64.9	41.8
100.0	86.1	13.7	43.2	56.8	45.5	42.3	3.2	8.1	4.3	19.4	10.0	56.0	14.6
GAME COUNTRY													
2523	803	1720	1720	803	803	803	-	-	-	254	1124	797	348
.2	.1	.3	.2	.1	.1	.1				*	.6	.1	.1
100.0	31.8	68.2	68.2	31.8	31.8	31.8				10.1	44.5	31.6	13.8
GRAND PRAIRIE													
600	342	258	258	342	342	342	-	-	-	-	600	-	-
*	*	*	*	*	*	1					.3		
100.0	57.0	43.0	43.0	57.0	57.0	57.0					100.0		
REST OF GAME COUNTRY													
1923	461	1463	1463	461	461	461	-	-	-	254	524	797	348
.1	*	.2	.2	*	.1	.1				*	.3	.1	.1
100.0	24.0	76.0	76.0	24.0	24.0	24.0				13.2	27.2	41.5	18.1
LAND OF THE MIDNIGHT TWILIGHT													
3058	765	2293	1454	1604	1110	1110	-	765	-	2031	822	-	204
.2	.1	.4	.2	.2	.2	.2		.4		.3	.5		.1
100.0	25.0	75.0	47.5	52.5	36.3	36.3		25.0		66.4	26.9		6.7
ST. ALBERT													
-	-	-	-	-	-	-	-	-	-	-	-	-	-

Q.6A FURTHEST DESTINATION FROM HOME - EXTENDED LOCATION LIST
 BASE: PARTY VISITS
 BY PARKS AS MAIN DESTINATION OF ENTIRE TRIP, LENGTH OF STAY, ACCOMMODATION TYPE(S) USED, SEASON

	PARKS MAIN										SEASON									
	=====DESTINATION=====					====LENGTH OF STAY====					=====ACCOMMODATION TYPE=====					=====SEASON=====				
	TOTAL	YES	NO	SAME-DAY OVERNIGHT	ANY ROOFED	MOTEL, LODGE	ALL OTHER ROOFED	TRAILER, CAMPING	ANY VACATION HOME, VFR	SUMMER	FALL	WINTER	SPRING	SUMMER	FALL	WINTER	SPRING			
REST OF LAND OF THE MIDNIGHT TWILIGHT	3058	765	2293	1454	1604	1110	-	765	-	2031	822	-	204							
	100.0	.1	.4	.2	.2	.2		.4		.3	.5		.1							
		25.0	75.0	47.5	52.5	36.3		25.0		66.4	26.9		6.7							
BRITISH COLUMBIA	392128	129383	262598	190392	201736	131976	15486	59635	6752	207182	41050	79347	64549							
	24.1	12.7	43.5	27.6	21.6	20.8	24.9	28.3	11.7	33.9	22.8	13.4	26.9							
	100.0	33.0	67.0	48.6	51.4	36.4	3.9	15.2	1.7	52.8	10.5	20.2	16.5							
VANCOUVER ISLAND/ COAST	86064	21487	64577	39083	46981	35090	3593	11173	1549	54222	7296	10639	13907							
	5.3	2.1	10.7	5.7	5.0	5.1	5.8	5.3	2.7	8.9	4.1	1.8	5.8							
	100.0	25.0	75.0	45.4	54.6	40.8	4.2	13.0	1.8	63.0	8.5	12.4	16.2							
LOWER MAINLAND/ SOUTHWEST	72383	22839	49545	21541	50842	40554	4275	11096	538	39893	10327	8569	13594							
	4.5	2.2	8.2	3.1	5.4	5.9	6.9	5.3	.9	6.5	5.7	1.4	5.7							
	100.0	31.6	68.4	29.8	70.2	56.0	5.9	15.3	.7	55.1	14.3	11.8	18.8							
OKANAGAN	100790	37089	63554	56252	44538	31804	1174	13105	3547	51444	7223	21203	20920							
	6.2	3.6	10.5	8.1	4.8	4.6	1.9	6.2	6.2	8.4	4.0	3.6	8.7							
	100.0	36.8	63.1	55.8	44.2	31.6	1.2	13.0	3.5	51.0	7.2	21.0	20.8							
KOOTENAY	104128	36251	67878	62568	41560	28274	2365	13130	1118	45790	9305	36406	12627							
	6.4	3.6	11.2	9.1	4.4	4.1	3.8	6.2	1.9	7.5	5.2	6.1	5.3							
	100.0	34.8	65.2	60.1	39.9	27.2	2.3	12.6	1.1	44.0	8.9	35.0	12.1							
CARIBOO	17820	10206	7615	5828	11993	4064	3448	8140	-	12636	4657	-	528							
	1.1	1.0	1.3	.8	1.3	.6	5.5	3.9	-	2.1	2.6	-	.2							
	100.0	57.3	42.7	32.7	67.3	22.8	19.3	45.7	-	70.9	26.1	-	3.0							
NORTH COAST	3228	1512	1716	949	2279	1714	630	626	-	1747	233	-	1248							
	.2	.1	.3	.1	.2	.3	1.0	.3	-	.3	.1	-	.5							
	100.0	46.8	53.2	29.4	70.6	53.1	19.5	19.4	-	54.1	7.2	-	38.7							
NELHAKO	1241	-	1241	328	913	913	-	-	-	328	-	-	913							
	.1	-	.2	*	.1	.1	-	-	-	.1	-	-	.4							
	100.0	-	100.0	26.4	73.6	73.6	-	-	-	26.4	-	-	73.6							
PEACE RIVER	6472	-	6472	3843	2629	265	-	2365	-	1121	2009	2530	812							
	.4	-	1.1	.6	.3	*	-	1.1	-	.2	1.1	.4	.3							
	100.0	-	100.0	59.4	40.6	4.1	-	36.5	-	17.3	31.0	39.1	12.5							
SASKATCHEWAN	6282	342	5940	4019	2263	1289	-	974	-	2138	1863	907	1374							
	.4	*	1.0	.6	.2	.2	-	.5	-	.3	1.0	.2	.6							
	100.0	5.4	94.6	64.0	36.0	20.5	-	15.5	-	34.0	29.7	14.4	21.9							

Q.6A FURTHEST DESTINATION FROM HOME - EXTENDED LOCATION LIST
 BASE: PARTY VISITS
 BY PARKS AS MAIN DESTINATION OF ENTIRE TRIP, LENGTH OF STAY, ACCOMMODATION TYPE(S) USED, SEASON

	PARKS MAIN										SEASON									
	=====DESTINATION=====					==LENGTH OF STAY==					=====ACCOMMODATION TYPE=====					=====				
	TOTAL	YES	NO	SAME-DAY	OVERNIGHT	ANY ROOFED	HOTEL, LODGE	ALL OTHER ROOFED	TRAILER, CAMPING	ANY VACATION HOME, VFR	SUMMER	FALL	WINTER	SPRING	SUMMER	FALL	WINTER	SPRING		
REGINA	639	-	639	639	-	-	-	-	-	-	312	328	-	-	-	-	-	-		
	*		.1	.1							.1	.2								
	100.0		100.0	100.0							48.8	51.2								
SASKATOON	794	-	794	-	794	794	794	-	-	-	-	663	-	-	131	-	-	-		
	*		.1	.1		.1	.1				.4	.4			.1					
	100.0		100.0	100.0		100.0	100.0				83.5	16.5			16.5					
REST OF SASKATCHEWAN	4849	342	4507	3380	1469	495	495	-	974	-	1826	872	907	-	1243	-	-	-		
	.3	*	.7	.5	.2	.1	.1		.5		.3	.5	.2		.5					
	100.0	7.1	92.9	69.7	30.3	10.2	10.2		20.1		37.7	18.0	18.7		25.6					
MANITOBA	5546	1155	4391	2764	2783	1629	1629	-	1153	-	3814	921	-	811	-	-	-	-		
	.3	.1	.7	.4	.3	.2	.3		.5		.6	.5		.3						
	100.0	20.8	79.2	49.8	50.2	29.4	29.4		20.8		68.8	16.6		14.6						
WINNIPEG	3900	1155	2744	1959	1941	1629	1629	-	312	-	2516	921	-	463	-	-	-	-		
	.2	.1	.5	.3	.2	.2	.3		.1		.4	.5		.2						
	100.0	29.6	70.4	50.2	49.8	41.8	41.8		8.0		64.5	23.6		11.9						
REST OF MANITOBA	1646	-	1646	805	841	-	-	-	841	-	1298	-	-	348	-	-	-	-		
	.1		.3	.1	.1				.4		.2			.1						
	100.0		100.0	48.9	51.1				51.1		78.9			21.1						
ONTARIO	15054	7018	8036	3133	11922	10737	9752	1038	1072	9	3307	5868	3619	2261	-	-	-	-		
	.9	.7	1.3	.5	1.3	1.6	1.5	1.7	.5	*	.5	3.3	.6	.9						
	100.0	46.6	53.4	20.8	79.2	71.3	64.8	6.9	7.1	.1	22.0	39.0	24.0	15.0						
TORONTO	8862	5123	3740	1164	7698	7698	6713	1038	-	9	1616	4146	2725	374	-	-	-	-		
	.5	.5	.6	.2	.8	1.1	1.1	1.7		*	.3	2.3	.5	.2						
	100.0	57.8	42.2	13.1	86.9	86.9	75.7	11.7		.1	18.2	46.8	30.8	4.2						
OTTAWA	411	-	411	411	-	-	-	-	-	-	-	411	-	-	-	-	-	-		
	*		.1	.1								.2								
	100.0		100.0	100.0								100.0								
REST OF SOUTHERN ONTARIO	4136	1896	2240	751	3385	3039	3039	-	233	-	45	1310	894	1887	-	-	-	-		
	.3	.2	.4	.1	.4	.5	.5		.1		*	.7	.2	.8						
	100.0	45.8	54.2	18.2	81.8	73.5	73.5		5.6		1.1	31.7	21.6	45.6						
NORTHERN ONTARIO	1646	-	1646	807	839	-	-	-	839	-	1646	-	-	-	-	-	-	-		
	.1		.3	.1	.1				.4		.3									
	100.0		100.0	49.0	51.0				51.0		100.0									

Q-6A FURTHEST DESTINATION FROM HOME - EXTENDED LOCATION LIST
 BASE: PARTY VISITS
 BY PARKS AS MAIN DESTINATION OF ENTIRE TRIP, LENGTH OF STAY, ACCOMMODATION TYPE(S) USED, SEASON

	PARKS MAIN										SEASON				
	TOTAL	YES	NO	SAME-DAY OVERNIGHT	ANY ROOFED	HOTEL, LODGE	ALL OTHER ROOFED	TRAILER, CAMPING	ANY HOME, VFR	OVN VACATION	SUMMER	FALL	WINTER	SPRING	
QUEBEC	5864	2320	3283	328	5537	5003	248	245	352	4128	395	-	-	1341	
	.4	.2	.5	*	.6	.8	.4	.1	.6	.7	.2	-	-	.6	
	100.0	39.6	56.0	5.6	94.4	85.3	4.2	4.2	6.0	70.4	6.7	-	-	22.9	
MONTREAL	1398	-	1398	-	1398	864	248	245	352	1130	49	-	-	219	
	.1	.2	.2	.1	.1	.1	.4	.1	.6	.2	*	-	-	.1	
	100.0	100.0	100.0	100.0	79.6	61.8	17.8	17.5	25.2	80.8	3.5	-	-	15.7	
QUEBEC CITY	3765	1946	1557	-	3765	3765	-	-	-	2999	18	-	-	748	
	.2	.2	.3	.4	.5	.6	-	-	-	.5	*	-	-	.3	
	100.0	51.7	41.4	100.0	100.0	100.0	-	-	-	79.6	.5	-	-	19.9	
REST OF QUEBEC	702	374	328	328	374	374	-	-	-	-	328	-	-	374	
	*	*	.1	*	*	.1	-	-	-	-	.2	-	-	.2	
	100.0	53.3	46.7	46.7	53.3	53.3	-	-	-	-	46.7	-	-	53.3	
MARITIMES	1235	156	1079	516	719	719	-	-	-	602	633	-	-	-	
	.1	*	.2	.1	.1	.1	-	-	-	.1	.4	-	-	-	
	100.0	12.6	87.4	41.8	58.2	58.2	-	-	-	48.8	51.2	-	-	-	
NEW BRUNSWICK	-	-	-	-	-	-	-	-	-	-	-	-	-	-	
NEWFOUNDLAND	-	-	-	-	-	-	-	-	-	-	-	-	-	-	
NOVA SCOTIA	633	-	633	516	117	117	-	-	-	-	633	-	-	-	
	*	-	.1	.1	*	*	-	-	-	-	.4	-	-	-	
	100.0	100.0	81.5	18.5	18.5	18.5	-	-	-	-	100.0	-	-	-	
PRINCE EDWARD ISLAND	602	156	447	-	602	602	-	-	-	602	-	-	-	-	
	*	*	.1	.1	.1	.1	-	-	-	.1	-	-	-	-	
	100.0	25.9	74.1	100.0	100.0	100.0	-	-	-	100.0	-	-	-	-	
YUKON	941	-	941	-	941	670	-	271	-	941	-	-	-	-	
	.1	.2	.2	.1	.1	.1	-	.1	-	.2	-	-	-	-	
	100.0	100.0	100.0	100.0	71.2	71.2	-	28.8	-	100.0	-	-	-	-	
NORTHWEST TERRITORIES	3807	-	3807	2317	1490	417	-	1073	-	1073	-	-	-	571	
	.2	.6	.6	.3	.2	.1	-	.5	-	.2	-	-	-	.4	
	100.0	100.0	60.9	39.1	10.9	10.9	-	28.2	-	28.2	-	-	-	56.8	

Continued

Q.6A FURTHEST DESTINATION FROM HOME - EXTENDED LOCATION LIST
 BASE: PARTY VISITS
 BY PARKS AS MAIN DESTINATION OF ENTIRE TRIP, LENGTH OF STAY, ACCOMMODATION TYPE(S) USED, SEASON

	PARKS MAIN										SEASON			
	=====DESTINATION=====		=====LENGTH OF STAY=====		=====ACCOMMODATION TYPE=====									
	TOTAL	YES	NO	SAME-DAY	OVERNIGHT	ANY ROOFED	HOTEL, LODGE	HOTEL, ALL ROOFED	ANY TRAILER, CAMPING	VACATION HOME, VFR	SUMMER	FALL	WINTER	SPRING
U.S.A.	72400	16905	55494	29256	43144	22033	21746	1239	18361	240	45703	7776	6373	12548
	4.5	1.7	9.2	4.2	4.6	3.2	3.4	2.0	8.7	.4	7.5	4.3	1.1	5.2
	100.0	23.4	76.6	40.4	59.6	30.4	30.0	1.7	25.4	.3	63.1	10.7	8.8	17.3
PACIFIC NORTHWEST	15576	5680	9896	6408	9168	2431	2275	156	3706	-	10096	300	907	4273
	1.0	.6	1.6	.9	1.0	.4	.4	.2	1.8	-	1.6	.2	.2	1.8
	100.0	36.5	63.5	41.1	58.9	15.6	14.6	1.0	23.8	-	64.8	1.9	5.8	27.4
OREGON	2380	-	2380	1872	508	-	-	-	508	-	91	-	-	2289
	.1	-	.4	.3	.1	-	-	-	.2	-	.9	-	-	1.0
	100.0	-	100.0	78.7	21.3	-	-	-	21.3	-	3.8	-	-	96.2
WASHINGTON	13196	5680	7516	4536	8660	2431	2275	156	3198	-	10005	300	907	1984
	.8	.6	1.2	.7	.9	.4	.4	.2	1.5	-	1.6	.2	.2	.8
	100.0	43.0	57.0	34.4	65.6	18.4	17.2	1.2	24.2	-	75.8	2.3	6.9	15.0
CALIFORNIA	10583	1181	9402	5304	5279	2612	2579	33	2823	-	3504	991	2163	3925
	.7	.1	1.6	.8	.6	.4	.4	.1	1.3	-	.6	.6	.4	1.6
	100.0	11.2	88.8	50.1	49.9	24.7	24.4	.3	26.7	-	33.1	9.4	20.4	37.1
NORTHWEST	5064	2583	2481	3463	1601	631	631	588	1013	-	3528	948	-	588
	.3	.3	.4	.5	.2	.1	.1	.9	.5	-	.6	.5	-	.2
	100.0	51.0	49.0	68.4	31.6	12.5	12.5	11.6	20.0	-	69.7	18.7	-	11.6
IDAHO	1469	-	1469	880	588	588	588	588	-	-	880	-	-	588
	.1	-	.2	.1	.1	.1	.1	.9	-	-	.1	-	-	.2
	100.0	-	100.0	59.9	40.1	40.1	40.1	40.1	-	-	59.9	-	-	40.1
MONTANA	1884	872	1013	872	1013	42	42	-	1013	-	936	948	-	-
	.1	.1	.2	.1	.1	*	*	-	.5	-	.2	.5	-	.2
	100.0	46.3	53.7	46.2	53.8	2.2	2.2	2.2	53.8	-	49.7	50.3	-	11.6
WYOMING	1711	1711	-	1711	-	-	-	-	-	-	1711	-	-	-
	.1	.2	-	.2	-	-	-	-	-	-	.3	-	-	-
	100.0	100.0	-	100.0	-	-	-	-	-	-	100.0	-	-	-
SOUTHWEST	4124	527	3597	1489	2635	626	626	364	2009	-	1187	2672	-	265
	.3	.1	.6	.2	.3	.1	.1	.6	1.0	-	.2	1.5	-	.1
	100.0	12.8	87.2	36.1	63.9	15.2	15.2	8.8	48.7	-	28.8	64.8	-	6.4
ARIZONA	3597	-	3597	1224	2373	364	364	364	2009	-	925	2672	-	-
	.2	-	.6	.2	.3	.1	.1	.6	1.0	-	.2	1.5	-	.2
	100.0	-	100.0	34.0	66.0	10.1	10.1	10.1	55.8	-	25.7	74.3	-	6.4

Continued

Q.6A FURTHEST DESTINATION FROM HOME - EXTENDED LOCATION LIST

BASE: PARTY VISITS
 BY PARKS AS MAIN DESTINATION OF ENTIRE TRIP, LENGTH OF STAY, ACCOMMODATION TYPE(S) USED, SEASON

	PARKS MAIN										SEASON			
	===DESTINATION===		==LENGTH OF STAY==				=====ACCOMMODATION TYPE=====				=====SEASON=====			
	TOTAL	YES	NO	SAME-DAY OVERNIGHT	ANY ROOFED	HOTEL, LODGE	ANY TRAILER, CAMPING	ANY OTHER ROOFED	VACATION HOME, VFR	OWN	FALL	WINTER	SPRING	
COLORADO	-	-	-	-	-	-	-	-	-	-	-	-	-	
NEVADA	265 *	265 *	-	265 *	-	-	-	-	-	-	-	-	265 .1	
	100.0	100.0	100.0	100.0									100.0	
NEW MEXICO	262 *	262 *	-	262 *	262 *	262 *	262 *	262 *	-	262 *	-	-	-	
	100.0	100.0	100.0	100.0	100.0	100.0	100.0	100.0		100.0				
UTAH	-	-	-	-	-	-	-	-	-	-	-	-	-	
NORTHWEST CENTRAL	4689 .3	965 -1	3724 .6	1383 .2	3306 .4	2598 .4	2598 .4	2598 .4	707 .3	707 .3	814 .5	414 -1	547 .2	
	100.0	20.6	79.4	29.5	70.5	55.4	55.4	55.4	15.1	15.1	17.4	8.8	11.7	
IOWA	-	-	-	-	-	-	-	-	-	-	-	-	-	
KANSAS	-	-	-	-	-	-	-	-	-	-	-	-	-	
MINNESOTA	1125 .1	-	1125 .2	970 .1	156 *	-	-	-	156 .1	156 .1	814 .5	-	-	
	100.0	100.0	100.0	86.2	13.8				13.8	13.8	27.7	72.3		
MISSOURI	-	-	-	-	-	-	-	-	-	-	-	-	-	
NEBRASKA	312 *	312 *	-	312 *	312 *	-	-	-	312 -1	312 -1	-	-	-	
	100.0	100.0	100.0	100.0	100.0				100.0	100.0				
NORTH DAKOTA	653 *	653 -1	-	414 -1	240 *	-	-	-	240 .1	240 .1	-	414 -1	-	
	100.0	100.0	63.3	63.3	36.7				36.7	36.7		63.3		

Continued

Q.6A FURTHEST DESTINATION FROM HOME - EXTENDED LOCATION LIST
 BASE: PARTY VISITS
 BY PARKS AS MAIN DESTINATION OF ENTIRE TRIP, LENGTH OF STAY, ACCOMMODATION TYPE(S) USED, SEASON

	PARKS MAIN										SEASON			
	=====DESTINATION=====					=====LENGTH OF STAY=====					=====ACCOMMODATION TYPE=====			
	TOTAL	YES	NO	SAME-DAY OVERNIGHT	ANY ROOFED	HOTEL, MOTEL, LODGE	ANY OTHER ROOFED	TRAILER, CAMPING	ANY VACATION HOME, VFR	SUMMER	FALL	WINTER	SPRING	
SOUTH DAKOTA	2598 .2 100.0	- .4 100.0	2598 .4 100.0	2598 .3 100.0	2598 .4 100.0	2598 .4 100.0	- - -	- - -	- - -	2051 .3 78.9	- - -	- - -	547 .2 21.1	
SOUTHWEST CENTRAL	999 .1 100.0	- .2 100.0	999 .2 100.0	999 .1 100.0	- - -	- - -	- - -	999 .5 100.0	- - -	999 .2 100.0	- - -	- - -	- - -	
ARKANSAS	-	-	-	-	-	-	-	-	-	-	-	-	-	
LOUISIANA	-	-	-	-	-	-	-	-	-	-	-	-	-	
OKLAHOMA	-	-	-	-	-	-	-	-	-	-	-	-	-	
TEXAS	999 .1 100.0	- .2 100.0	999 .2 100.0	999 .1 100.0	- - -	- - -	- - -	999 .5 100.0	- - -	999 .2 100.0	- - -	- - -	- - -	
EAST CENTRAL	2627 .2 100.0	690 .1 26.3	1937 .3 73.7	663 .1 25.2	1825 .3 69.5	1825 .3 69.5	1825 .3 69.5	139 .1 5.3	- - -	1964 .3 74.8	663 .4 25.2	- - -	- - -	
ALABAMA	-	-	-	-	-	-	-	-	-	-	-	-	-	
ILLINOIS	1825 .1 100.0	27 * 1.5	1798 .3 98.5	1825 .2 100.0	1825 .3 100.0	1825 .3 100.0	1825 .3 100.0	- - -	- - -	1825 .3 100.0	- - -	- - -	- - -	
INDIANA	-	-	-	-	-	-	-	-	-	-	-	-	-	
KENTUCKY	-	-	-	-	-	-	-	-	-	-	-	-	-	

Continued

Q.6A FURTHEST DESTINATION FROM HOME - EXTENDED LOCATION LIST
 BASE: PARTY VISITS
 BY PARKS AS MAIN DESTINATION OF ENTIRE TRIP, LENGTH OF STAY, ACCOMMODATION TYPE(S) USED, SEASON

	PARKS MAIN		LENGTH OF STAY		ACCOMMODATION TYPE					SEASON			
	TOTAL	YES	NO	SAME-DAY	OVERNIGHT	ANY ROOFED	HOTEL, LODGE	ALL OTHER TRAILER, CAMPING	ANY OWN VACATION HOME, VFR	SUMMER	FALL	WINTER	SPRING
MICHIGAN	663 *	663 -1	-	663 -1	-	-	-	-	-	-	663 -4	-	-
	100.0	100.0		100.0							100.0		
MISSISSIPPI	-	-	-	-	-	-	-	-	-	-	-	-	-
OHIO	-	-	-	-	-	-	-	-	-	-	-	-	-
TENNESSEE	-	-	-	-	-	-	-	-	-	-	-	-	-
WISCONSIN	139 *	139 *	139 *	139 *	139 *	-	-	139 .1	-	139 *	-	-	-
	100.0	100.0	100.0	100.0	100.0			100.0		100.0			
NORTHEAST SEABOARD	6020 -4	2579 -3	3441 -6	6020 -6	6020 -6	5521 -8	5423 -9	98 -2	499 -2	3649 -6	1151 -6	-	1220 -5
	100.0	42.8	57.2	100.0	100.0	91.7	90.1	1.6	8.3	60.6	19.1	-	20.3
CONNECTICUT	-	-	-	-	-	-	-	-	-	-	-	-	-
MAINE	499 *	499 -1	499 -1	499 -1	499 -1	-	-	499 -2	-	499 -1	-	-	-
	100.0	100.0	100.0	100.0	100.0			100.0		100.0			
MASSACHUSETTS	1055 -1	1055 -2	1055 -2	1055 -1	1055 -1	1055 -2	1055 -2	-	-	999 -2	56 *	-	-
	100.0	100.0	100.0	100.0	100.0	100.0	100.0			94.7	5.3		
NEW HAMPSHIRE	-	-	-	-	-	-	-	-	-	-	-	-	-
NEW JERSEY	-	-	-	-	-	-	-	-	-	-	-	-	-

Q.6A FURTHEST DESTINATION FROM HOME - EXTENDED LOCATION LIST
 BASE: PARTY VISITS
 BY PARKS AS MAIN DESTINATION OF ENTIRE TRIP, LENGTH OF STAY, ACCOMMODATION TYPE(S) USED, SEASON

	PARKS MAIN										SEASON			
	==LENGTH OF STAY==					=====ACCOMMODATION TYPE=====								
	TOTAL	YES	NO	SAME-DAY OVERNIGHT	ROOFED	ANY TRAILER, LODGE	ANY OTHER ROOFED	ANY CAMPING	OWN VACATION HOME, VFR	SUMMER	FALL	WINTER	SPRING	
NEW YORK	4466	2579	1886	-	4466	4466	98	-	-	2151	1095	-	1220	
	.3	.3	.3	-	.5	.7	.2	-	-	.4	.6	-	.5	
	100.0	57.8	42.2	100.0	100.0	97.8	2.2	-	-	48.2	24.5	-	27.3	
PENNSYLVANIA	-	-	-	-	-	-	-	-	-	-	-	-	-	
RHODE ISLAND	-	-	-	-	-	-	-	-	-	-	-	-	-	
VERMONT	-	-	-	-	-	-	-	-	-	-	-	-	-	
SOUTHEAST SEABOARD	3084	-	3084	2269	815	419	-	156	240	2664	-	-	419	
	.2	-	.5	.3	.1	.1	-	.1	.4	.4	-	-	.2	
	100.0	-	100.0	73.6	26.4	13.6	-	5.1	7.8	86.4	-	-	13.6	
DELAWARE	-	-	-	-	-	-	-	-	-	-	-	-	-	
FLORIDA	240	-	240	-	240	-	-	-	240	240	-	-	-	
	* 100.0	-	* 100.0	-	* 100.0	-	-	-	.4 100.0	* 100.0	-	-	-	
GEORGIA	-	-	-	-	-	-	-	-	-	-	-	-	-	
MARYLAND	-	-	-	-	-	-	-	-	-	-	-	-	-	
NORTH CAROLINA	-	-	-	-	-	-	-	-	-	-	-	-	-	
SOUTH CAROLINA	-	-	-	-	-	-	-	-	-	-	-	-	-	

Continued

Q-6A FURTHEST DESTINATION FROM HOME - EXTENDED LOCATION LIST
 BASE: PARTY VISITS
 BY PARKS AS MAIN DESTINATION OF ENTIRE TRIP, LENGTH OF STAY, ACCOMMODATION TYPE(S) USED, SEASON

	PARKS MAIN										SEASON														
	TOTAL	YES	NO	SAME-DAY OVERNIGHT	ANY ROOFED	HOTEL, LODGE	ANY OTHER TRAILER, CAMPING	ANY HOME, VFR	OWN VACATION	SUMMER	FALL	WINTER	SPRING												
	==LENGTH OF STAY==										=====ACCOMMODATION TYPE=====														
VIRGINIA	156	-	156	-	156	-	-	-	156	-	-	-	-	156	-	-	-	-	-	-	-	-	-	-	-
	100.0	*	100.0	*	100.0	*	100.0	*	100.0	-	-	-	-	100.0	-	-	-	-	100.0	*	100.0	*	100.0	*	100.0
WEST VIRGINIA	-	-	-	-	-	-	-	-	-	-	-	-	-	-	-	-	-	-	-	-	-	-	-	-	-
WASHINGTON D.C.	2688	-	2688	2269	419	419	419	419	419	419	419	419	419	419	419	419	419	419	419	419	419	419	419	419	419
	100.0	.2	100.0	.3	*	.1	.1	.1	.1	.1	.1	.1	.1	.1	.1	.1	.1	.1	.1	.1	.1	.1	.1	.1	.1
	100.0	.4	100.0	84.4	15.6	15.6	15.6	15.6	15.6	15.6	15.6	15.6	15.6	15.6	15.6	15.6	15.6	15.6	15.6	15.6	15.6	15.6	15.6	15.6	15.6
NON-CONTINENTAL	19635	2700	16935	8277	11358	5370	5370	5370	6310	-	6310	-	6310	-	6310	-	6310	-	6310	-	6310	-	6310	-	6310
	100.0	.3	100.0	1.2	1.2	.8	.8	.8	3.0	-	3.0	-	3.0	-	3.0	-	3.0	-	3.0	-	3.0	-	3.0	-	3.0
	100.0	13.8	86.2	42.2	57.8	27.3	27.3	27.3	32.1	-	32.1	-	32.1	-	32.1	-	32.1	-	32.1	-	32.1	-	32.1	-	32.1
ALASKA	18799	1864	16935	7703	11096	5108	5108	5108	6310	-	6310	-	6310	-	6310	-	6310	-	6310	-	6310	-	6310	-	6310
	100.0	1.2	100.0	1.1	1.2	.7	.8	.8	3.0	-	3.0	-	3.0	-	3.0	-	3.0	-	3.0	-	3.0	-	3.0	-	3.0
	100.0	9.9	90.1	41.0	59.0	27.2	27.2	27.2	33.6	-	33.6	-	33.6	-	33.6	-	33.6	-	33.6	-	33.6	-	33.6	-	33.6
HAWAII	836	836	-	574	262	262	262	262	262	-	262	-	262	-	262	-	262	-	262	-	262	-	262	-	262
	100.0	100.0	-	68.7	31.3	31.3	31.3	31.3	31.3	-	31.3	-	31.3	-	31.3	-	31.3	-	31.3	-	31.3	-	31.3	-	31.3
OTHER COUNTRIES	12344	6366	5978	5923	6422	5089	4185	4185	1333	-	1333	-	1333	-	1333	-	1333	-	1333	-	1333	-	1333	-	1333
	100.0	.8	100.0	.9	.7	.7	.7	.7	.6	-	.6	-	.6	-	.6	-	.6	-	.6	-	.6	-	.6	-	.6
	100.0	51.6	48.4	48.0	52.0	41.2	33.9	33.9	10.8	-	10.8	-	10.8	-	10.8	-	10.8	-	10.8	-	10.8	-	10.8	-	10.8
ENGLAND	1657	1621	37	-	1657	1610	1410	1410	247	-	247	-	247	-	247	-	247	-	247	-	247	-	247	-	247
	100.0	.1	100.0	.2	.2	.2	.2	.2	.4	-	.4	-	.4	-	.4	-	.4	-	.4	-	.4	-	.4	-	.4
	100.0	97.8	2.2	100.0	100.0	85.1	14.9	14.9	14.9	-	14.9	-	14.9	-	14.9	-	14.9	-	14.9	-	14.9	-	14.9	-	14.9
REST OF BRITISH ISLES AND IRELAND	940	-	940	940	940	940	940	940	940	-	940	-	940	-	940	-	940	-	940	-	940	-	940	-	940
	100.0	.1	100.0	.1	.1	.1	.1	.1	.1	-	.1	-	.1	-	.1	-	.1	-	.1	-	.1	-	.1	-	.1
	100.0	100.0	100.0	100.0	100.0	100.0	100.0	100.0	100.0	-	100.0	-	100.0	-	100.0	-	100.0	-	100.0	-	100.0	-	100.0	-	100.0
WEST GERMANY	-	-	-	-	-	-	-	-	-	-	-	-	-	-	-	-	-	-	-	-	-	-	-	-	-
FRANCE	385	385	-	-	385	385	385	385	385	-	385	-	385	-	385	-	385	-	385	-	385	-	385	-	385
	100.0	*	100.0	*	100.0	*.1	.1	.1	.1	-	.1	-	.1	-	.1	-	.1	-	.1	-	.1	-	.1	-	.1
	100.0	100.0	100.0	100.0	100.0	100.0	100.0	100.0	100.0	-	100.0	-	100.0	-	100.0	-	100.0	-	100.0	-	100.0	-	100.0	-	100.0

Continued

Q. 6A FURTHEST DESTINATION FROM HOME - EXTENDED LOCATION LIST
 BASE: PARTY VISITS
 BY PARKS AS MAIN DESTINATION OF ENTIRE TRIP, LENGTH OF STAY, ACCOMMODATION TYPE(S) USED, SEASON

	PARKS MAIN		==LENGTH OF STAY==		=====ACCOMMODATION TYPE=====										=====SEASON=====			
	TOTAL	YES	NO	SAME-DAY OVERNIGHT	ANY ROOFED	MOTEL, LODGE	ALL OTHER ROOFED	TRAILER, CAMPING	ANY HOME, VFR	OWN VACATION HOME, VFR	SUMMER	FALL	WINTER	SPRING				
SCANDINAVIA	30 *	-	30 *	-	30 *	30 *	-	-	-	-	-	-	30 *	-				
	100.0		100.0		100.0	100.0							100.0					
BENELUX	-	-	-	-	-	-	-	-	-	-	-	-	-	-				
SWITZERLAND	-	-	-	-	-	-	-	-	-	-	-	-	-	-				
AUSTRIA	-	-	-	-	-	-	-	-	-	-	-	-	-	-				
SPAIN	-	-	-	-	-	-	-	-	-	-	-	-	-	-				
ITALY	-	-	-	-	-	-	-	-	-	-	-	-	-	-				
AUSTRALIA	1912	1185	727	1326	585	374	211	-	-	-	148	1326	-	437				
	.1	.1	.1	.2	.1	.1	.3	-	-	*	*	.7	-	.2				
	100.0	62.0	38.0	69.4	30.6	19.6	11.0	-	-	7.7	69.4	-	-	22.9				
NEW ZEALAND	-	-	-	-	-	-	-	-	-	-	-	-	-	-				
HONG KONG	1333	1333	-	-	-	-	-	-	-	1333	-	-	-	-				
	.1	.1	-	-	-	-	-	-	-	.6	-	-	-	-				
	100.0	100.0	-	-	100.0	-	-	-	-	100.0	-	-	-	-				
JAPAN	308	236	72	-	308	308	-	-	-	-	195	113	-	-				
	*	*	*	-	*	*	-	-	-	*	*	.1	-	-				
	100.0	76.5	23.5	-	100.0	100.0	-	-	-	63.3	36.7	-	-	-				
REST OF ASIA	245	-	245	-	245	245	-	-	-	33	-	-	-	211				
	*	*	*	-	*	*	-	-	-	*	*	-	-	.1				
	100.0	-	100.0	-	100.0	100.0	-	-	-	13.6	-	-	-	86.4				

Continued

Q-6A FURTHEST DESTINATION FROM HOME - EXTENDED LOCATION LIST
 BASE: PARTY VISITS
 BY PARKS AS MAIN DESTINATION OF ENTIRE TRIP, LENGTH OF STAY, ACCOMMODATION TYPE(S) USED, SEASON

	PARKS MAIN		==LENGTH OF STAY==		=====ACCOMMODATION TYPE=====				=====SEASON=====				
	===DESTINATION===	YES	NO	SAME-DAY OVERNIGHT	ANY ROOFED	HOTEL, LODGE	MOTEL, ALL OTHER ROOFED	TRAILER, CAMPING	ANY HOME, VFR	SUMMER	FALL	WINTER	SPRING
AFRICA	-	-	-	-	-	-	-	-	-	-	-	-	-
SOUTH AMERICA	-	-	-	-	-	-	-	-	-	-	-	-	-
CENTRAL AMERICA/ MEXICO/ CARIBBEAN	5090 100.0	1161 .1 22.8	3928 .7 77.2	4596 .7 90.3	493 .1 9.7	493 .1 9.7	493 .1 9.7	-	-	3928 .6 77.2	-	-	1161 .5 22.8
MIDDLE EAST	-	-	-	-	-	-	-	-	-	-	-	-	-
EASTERN BLOC	447 100.0	447 * 100.0	-	-	447 * 100.0	447 .1 100.0	447 .7 100.0	-	-	447 .1 100.0	-	-	-
NO PARTICULAR DESTINATION	588 100.0	- * 100.0	588 .1 100.0	588 .1 100.0	- * 100.0	- .1 100.0	-	-	-	-	-	588 .1 100.0	-
REFUSED/ NOT STATED	6916 100.0	2498 .2 36.1	4028 .7 58.2	2201 .3 31.8	4533 .7 65.5	4533 .7 65.5	40 .1 .6	156 .1 2.3	-	2281 .4 33.0	797 .4 11.5	905 .2 13.1	2933 1.2 42.4

Q.68 WHETHER NATIONAL PARKS ARE MAIN DESTINATION OF TRIP
 BASE: PARTY ENTRANTS
 BY ENTRANTS/VISITORS TO SPECIFIC PARKS

	TOTAL ENTRANTS				TOTAL VISITORS			
	ANY	BANFF	JASPER	YOHO KOOTENAY	ANY	BANFF	JASPER	YOHO KOOTENAY
TOTAL PARTY ENTRANTS (ACTUAL)	3231	2486	1710	1088	2351	1738	1325	343
	100.0	98.7	76.9	52.9	45.7	33.7	18.0	582
TOTAL PARTY ENTRANTS (WEIGHTED)	2240976	1893532	772121	1024421	691800	453053	1625480	174205
	100.0	98.5	84.5	34.5	45.7	30.9	20.2	100.0
YES	1059637	911261	356292	255416	171659	145500	1019367	103282
	47.3	48.1	46.1	24.9	24.8	32.1	62.7	66.4
	100.0	99.1	86.0	33.6	24.1	16.2	13.7	100.0
NO	963012	816707	367842	621728	431418	246148	603627	70399
	43.0	42.8	43.1	47.6	60.7	54.3	37.1	44.0
	100.0	98.1	84.8	38.2	64.6	25.6	100.0	40.4
NOT STATED	3514	2502	1917	1298	1036	524	2486	524
	.2	.1	.2	.1	.1	.1	.2	.3
	100.0	100.0	71.2	36.9	29.5	14.9	100.0	21.1
WINTER PASS-THROUGH (QUESTION NOT ASKED)	214813	163061	46071	145979	87687	60881	-	-
	9.6	8.6	6.0	14.2	12.7	13.4	-	-
	100.0	97.1	75.9	21.4	40.8	28.3	-	-

B. C. PARKS								
ALBERTA PARKS				B. C. PARKS				
ANY	BANFF	JASPER	YOHO KOOTENAY	ANY	BANFF	JASPER	YOHO KOOTENAY	
2270	1738	1325	538	343	170618	100906	57.4	59.3
96.6	73.9	56.4	22.9	14.6	55.8	16.7	9.9	10.1
1552155	1284447	604130	305865	175738	170618	100906	57.4	59.3
95.5	79.0	37.2	18.8	10.8	170618	100906	57.4	59.3
989645	853473	328203	170618	100906	170618	100906	57.4	59.3
63.8	66.4	54.3	55.8	9.9	170618	100906	57.4	59.3
97.1	83.7	32.2	16.7	9.9	170618	100906	57.4	59.3
560023	428983	274907	134461	74308	170618	100906	57.4	59.3
36.1	33.4	45.5	44.0	42.3	170618	100906	57.4	59.3
92.8	71.1	45.5	22.3	12.3	170618	100906	57.4	59.3
2486	1990	1020	786	524	170618	100906	57.4	59.3
.2	.2	.2	.3	.3	170618	100906	57.4	59.3
100.0	80.0	41.0	31.6	21.1	170618	100906	57.4	59.3

0.68 WHETHER NATIONAL PARKS ARE MAIN DESTINATION OF TRIP
 BASE: PERSON ENTRANTS
 BY ENTRANTS/VISITORS TO SPECIFIC PARKS

	TOTAL ENTRANTS										TOTAL VISITORS																																				
	ALBERTA PARKS					B.C. PARKS					ALBERTA PARKS					B.C. PARKS																															
	ANY	BANFF	JASPER	YOHO	KOOTENAY	ANY	BANFF	JASPER	YOHO	KOOTENAY	TOTAL	ANY	BANFF	JASPER	ANY	YOHO	KOOTENAY	TOTAL	ANY	BANFF	JASPER	ANY	YOHO	KOOTENAY																							
TOTAL PERSON ENTRANTS (ACTUAL)	3231	2486	1710	1476	1088	582	18.0	582	18.0	2351	2270	1738	1325	538	343	273	100.0	98.7	76.9	45.7	33.7	100.0	96.6	73.9	56.4	22.9	14.6	11.6																			
TOTAL PERSON ENTRANTS (WEIGHTED)	5513083	5443278	4635092	2490872	1655243	1130851	20.5	1130851	20.5	4084004	3898614	3167517	1598918	748328	425601	424721	100.0	98.7	84.1	45.2	30.0	100.0	95.5	77.6	39.2	18.3	10.4	10.4																			
YES	2576526	2555903	2178979	926271	416970	357238	31.6	357238	31.6	2484685	2406399	2032225	864231	415860	235684	257994	46.7	47.0	47.0	25.3	25.2	60.8	61.7	64.2	54.1	55.6	55.4	60.7	100.0	99.2	84.6	36.0	24.4	16.2	100.0	96.8	81.8	34.8	16.7	9.5	10.4						
NO	2413595	2377812	2041835	956202	1018153	604257	25.0	604257	25.0	1591502	1484398	1128565	731239	329587	187298	164370	43.8	43.7	44.1	59.7	61.5	39.0	38.1	35.6	45.7	44.0	44.0	38.7	100.0	98.5	84.6	39.6	61.6	42.2	100.0	93.3	70.9	45.9	20.7	11.8	10.3						
NOT STATED	9530	7750	4900	3905	3643	2357	2	2357	2	7817	7817	6726	3449	2881	2619	2357	2	2	2	2	2	2	2	2	2	2	2	2	2	2	2	2	2	2	2	2	2	2	2	2							
WINTER PASS-THROUGH (QUESTION NOT ASKED)	513432	500032	406528	94351	371165	216477	166999	14.8	14.8	166999	166999	166999	166999	166999	166999	166999	9.3	9.2	8.8	14.9	13.1	14.8	100.0	100.0	86.0	44.1	36.9	33.5	30.2	100.0	97.4	79.2	18.4	72.3	42.2	100.0	97.4	79.2	18.4	72.3	42.2	100.0	97.4	79.2	18.4	72.3	42.2

Q.68 WHETHER NATIONAL PARKS ARE MAIN DESTINATION OF TRIP
 BASE: PARTY VISITS
 BY PLACE OF RESIDENCE, MODE OF ENTRY

	=====PLACE OF RESIDENCE=====										=====OTHER COUNTRY=====			=====MODE OF ENTRY=====		
	TOTAL	TOTAL	ALBERTA	B.C.	OTHER	U.S.A.	TOTAL	JAPAN	WEST	ANY	SCHEDULED	CHARTER				
	CANADA	CANADA			CANADA		OTHER		GERMANY	PRIVATE	R.V. BUS, TRAIN					
TOTAL PARTY VISITS (ACTUAL)	2351	1532	932	346	254	515	302	140	26	1700	74	318	333			
	100.0	65.2	39.6	14.7	10.8	21.9	12.8	6.0	1.1	72.3	3.1	13.5	14.2			
TOTAL PARTY VISITS (WEIGHTED)	1625480	1290604	959154	165436	166014	232759	100987	30341	21407	1471245	46773	66496	87739			
	100.0	79.4	59.0	10.2	10.2	14.3	6.2	1.9	1.3	90.5	2.9	4.1	5.4			
YES	1019367	818866	704293	41627	72946	138892	60626	23006	14308	915221	32239	37993	66154			
	62.7	63.4	73.4	25.2	43.9	59.7	60.0	75.8	66.8	62.2	68.9	57.1	75.4			
	100.0	80.3	69.1	4.1	7.2	13.6	5.9	2.3	1.4	89.8	3.2	3.7	6.5			
NO	603627	470184	253570	123809	92806	93605	39837	7073	7099	554648	14533	28441	20537			
	37.1	36.4	26.4	74.8	55.9	40.2	39.4	23.3	33.2	37.7	31.1	42.8	23.4			
	100.0	77.9	42.0	20.5	15.4	15.5	6.6	1.2	1.2	91.9	2.4	4.7	3.4			
NOT STATED	2486	1554	1292	-	262	262	524	262	-	1377	-	62	1048			
	.2	.1	.1		.2	.1	.5	.9		.1		.1	1.2			
	100.0	62.5	52.0		10.5	10.5	21.1	10.5		55.4		2.5	42.1			

Q.68 WHETHER NATIONAL PARKS ARE MAIN DESTINATION OF TRIP
 BASE: PARTY VISITS
 BY PARKS AS MAIN DESTINATION OF ENTIRE TRIP, LENGTH OF STAY, ACCOMMODATION TYPE(S) USED, SEASON

		PARKS MAIN										SEASON															
=====DESTINATION=====		=====ACCOMMODATION TYPE=====										=====SEASON=====															
		==LENGTH OF STAY==					HOTEL, ALL OTHER TRAILER, ANY OWN																				
		NO		SAME-DAY OVERNIGHT		ANY ROOFED		HOTEL, LODGE		ROOFED CAMPING		VACATION HOME, VFR		SUMMER		FALL		WINTER		SPRING							
TOTAL		YES	1016	770	1581	1177	1093	117	380	65	1189	378	390	394	62.7	37.1	42.5	57.5	684884	634404	62306	210624	57608	611990	180120	593158	240212
TOTAL PARTY VISITS (ACTUAL)		2351	1016	770	1581	1177	1093	117	380	65	1189	378	390	394	100.0	43.2	32.8	67.2	50.1	46.5	5.0	16.2	2.8	50.6	16.1	16.6	16.8
TOTAL PARTY VISITS (WEIGHTED)		1625480	603627	690711	934769	684884	634404	62306	210624	57608	611990	180120	593158	240212	100.0	62.7	37.1	42.5	57.5	634404	62306	210624	57608	611990	180120	593158	240212
YES		1019367	1019367	351631	667736	500764	462905	47987	136566	42482	328551	105711	424462	160643	62.7	100.0	50.9	71.4	73.0	73.0	64.8	73.7	53.7	58.7	71.6	66.9	100.0
NO		603627	603627	337796	265831	182980	170359	14319	74058	15064	281302	74409	168347	79569	37.1	100.0	48.9	28.4	23.0	35.2	35.2	26.1	46.0	41.3	28.4	33.1	100.0
NOT STATED		2486	-	1284	1202	1140	1140	-	-	62	2137	-	349	-	-2	-	-1	-1	-2	-2	-2	-1	-3	-1	-1	-1	-
		100.0	-	51.7	48.3	45.8	45.8	-	-	2.5	86.0	-	14.0	-	100.0	45.8	48.3	45.8	45.8	45.8	45.8	2.5	86.0	-	14.0	-	100.0

Q.68 WHETHER NATIONAL PARKS ARE MAIN DESTINATION OF TRIP
 BASE: PERSON VISITORS
 BY SPECIFIC PARKS, MAIN PURPOSE OF PARKS VISIT

	=====ALBERTA PARKS=====				=====B.C. PARKS=====				=====MAIN PURPOSE OF PARKS VISIT=====			
	TOTAL	ANY	BANFF	JASPER	ANY	YOHO	KOOTENAY	BUSINESS	PERSONAL	VAC. HOME	RECREAT'L	DAY-USE
TOTAL PERSON VISITORS (ACTUAL)	2351 100.0	2270 96.6	1738 73.9	1325 56.4	538 22.9	343 14.6	273 11.6	116 4.9	224 9.5	1624 69.1	259 11.0	
TOTAL PERSON VISITORS (WEIGHTED)	4084004 100.0	3898614 95.5	3167517 77.6	1598918 39.2	748328 18.3	425601 10.4	424721 10.4	249161 6.1	425934 10.4	2437324 59.7	664556 16.3	
YES	2484685 60.8 100.0	2406399 61.7 96.8	2032225 64.2 81.8	864231 54.1 34.8	415860 55.6 16.7	235684 55.4 9.5	257994 60.7 10.4	200549 80.5 8.1	179984 42.3 7.2	1594104 65.4 64.2	518566 78.0 20.9	
NO	1591502 39.0 100.0	1484398 38.1 93.3	1128565 35.6 70.9	731239 45.7 45.9	329587 44.0 20.7	187298 44.0 11.8	164370 38.7 10.3	48612 19.5 3.1	245888 57.7 15.5	839504 34.4 52.7	142081 21.4 8.9	
NOT STATED	7817 -2 100.0	7817 -2 100.0	6726 -2 86.0	3449 -2 44.1	2881 -4 36.9	2619 -6 33.5	2357 -6 30.2	-	62 * .8	3716 -2 47.5	3910 -6 50.0	

Q.68 WHETHER NATIONAL PARKS ARE MAIN DESTINATION OF TRIP
 BASE: PERSON VISITORS
 BY PLACE OF RESIDENCE, MODE OF ENTRY

	=====PLACE OF RESIDENCE=====				=====OTHER COUNTRY=====				=====MODE OF ENTRY=====				
	TOTAL	ALBERTA	B.C.	OTHER CANADA	U.S.A.	TOTAL OTHER	JAPAN	WEST GERMANY	PRIVATE VEHICLE	ANY	R.V. BUS, TRAIN	SCHEDULED	CHARTER
TOTAL PERSON VISITORS (ACTUAL)	2351	932	346	254	515	302	140	26	1700	74	318	333	
	100.0	39.6	14.7	10.8	21.9	12.8	6.0	1.1	72.3	3.1	13.5	14.2	
TOTAL PERSON VISITORS (WEIGHTED)	4084004	2405079	395658	475921	574763	228355	51473	57134	3777711	139339	116519	189773	4.6
	100.0	80.2	58.9	11.7	14.1	5.6	1.3	1.4	92.5	3.4	2.9	4.6	
YES	2484685	2013625	1701875	210766	339183	127944	35207	38742	2271537	97077	70543	142605	
	60.8	61.5	70.8	44.3	59.0	56.0	68.4	67.8	60.1	69.7	60.5	75.1	
	100.0	81.0	68.5	4.1	13.7	5.1	1.4	1.6	91.4	3.9	2.8	5.7	
NO	1591502	698824	294675	264893	233484	99626	16005	18393	1501562	42262	45914	44025	
	39.0	38.4	29.1	55.7	40.6	43.6	31.1	32.2	39.7	30.3	39.4	23.2	
	100.0	79.1	43.9	16.6	14.7	6.3	1.0	1.2	94.3	2.7	2.9	2.8	
NOT STATED	7817	4380	-	262	2095	786	262	-	4612	-	62	3143	
	.2	.1	.2	.1	.4	.3	.5	-	.1	-	.1	1.7	
	100.0	59.4	56.0	3.4	26.8	10.1	3.4	-	59.0	-	.8	40.2	

Q.6B WHETHER NATIONAL PARKS ARE MAIN DESTINATION OF TRIP
 BASE: PERSON VISITORS
 BY PARKS AS MAIN DESTINATION OF ENTIRE TRIP, LENGTH OF STAY, ACCOMMODATION TYPE(S) USED, SEASON

	PARKS MAIN										SEASON							
	=====DESTINATION=====					=====LENGTH OF STAY=====					=====ACCOMMODATION TYPE=====				=====OWN VACATION HOME, VFR			
	TOTAL	YES	NO	SAME-DAY OVERNIGHT	ANY ROOFED	HOTEL, LODGE	ALL OTHER ROOFED	TRAILER, CAMPING	ANY TRAILER, CAMPING	OWN VACATION HOME, VFR	SUMMER	FALL	WINTER	SPRING				
TOTAL PERSON VISITORS (ACTUAL)	2351 100.0	1325 56.4	1016 43.2	770 32.8	1581 67.2	1177 50.1	1093 46.5	117 5.0	380 16.2	65 2.8	1189 50.6	378 16.1	390 16.6	394 16.8				
TOTAL PERSON VISITORS (WEIGHTED)	4084004 100.0	2484685 60.8	1591502 39.0	1795974 44.0	2288029 56.0	1684147 41.2	1581280 38.7	135876 3.3	527696 12.9	122086 3.0	1646096 40.3	391827 9.6	1441483 35.3	604597 14.8				
YES	2484685 60.8 100.0	2484685 100.0 100.0	-	880191 49.0 35.4	1604494 70.1 64.6	1200599 71.3 48.3	1120804 70.9 45.1	107546 79.2 4.3	348254 66.0 14.0	68948 56.5 2.8	871015 52.9 35.1	236483 60.4 9.5	959269 66.5 38.6	417917 69.1 16.8				
NO	1591502 39.0 100.0	-	1591502 100.0 100.0	911450 50.7 57.3	680051 29.7 42.7	480127 28.5 30.2	457055 28.9 28.7	28330 20.8 1.8	179443 34.0 11.3	53076 43.5 3.3	768061 46.7 48.3	155343 39.6 9.8	481417 33.4 30.2	186680 30.9 11.7				
NOT STATED	7817 .2 100.0	-	-	4333 .2 55.4	3484 .2 44.6	3422 .2 43.8	3422 .2 43.8	-	-	62 .1 .8	7020 .4 89.8	-	797 .1 10.2	-				

Q.6C MAIN PURPOSE OF ENTIRE TRIP
 BASE: PARTY ENTRANTS (EXCLUDING WINTER PASS-THROUGHS, CHARTERS ... QUESTION NOT ASKED)
 BY ENTRANTS/VISITORS TO SPECIFIC PARKS

	TOTAL ENTRANTS				TOTAL VISITORS					
	ANY	BANFF	JASPER	TOTAL	ANY	BANFF	JASPER	TOTAL		
TOTAL PARTY ENTRANTS (ACTUAL)	2633	2598	1344	2018	1937	1428	1043	384	219	215
	100.0	98.7	76.0	100.0	96.0	70.8	51.7	19.0	10.9	10.7
TOTAL PARTY ENTRANTS (WEIGHTED)	1938425	1910450	652059	1537741	1464416	1206477	530139	268283	146126	160467
	100.0	98.6	85.2	100.0	95.2	78.5	34.5	17.4	9.5	10.4
BUSINESS	161604	160690	51788	133506	129039	118518	38287	12519	10355	2164
	8.3	8.4	9.1	8.7	8.8	9.8	7.2	4.7	7.1	1.3
	100.0	99.4	92.9	100.0	96.7	88.8	28.7	9.4	7.8	1.6
ATTEND A SPECIAL MEETING LIKE A CONFERENCE, CONVENTION, SEMINAR OR TRADE SHOW	125276	124363	44729	113560	109267	102902	32937	8595	6475	2120
	6.5	6.5	7.2	7.4	7.5	8.5	6.2	3.2	4.4	1.3
	100.0	99.3	95.1	100.0	96.2	90.6	29.0	7.6	5.7	1.9
OTHER BUSINESS	36327	36327	7060	19946	19772	15616	5350	3924	3880	44
	1.9	1.9	1.1	1.3	1.4	1.3	1.0	1.5	2.7	*
	100.0	100.0	19.4	100.0	99.1	78.3	26.8	19.7	19.5	.2
PERSONAL	446122	441296	160415	263606	248529	181075	111641	31761	20105	12467
	23.0	23.1	21.6	17.1	17.0	15.0	21.1	11.8	13.8	7.8
	100.0	98.9	80.1	100.0	94.3	68.7	42.4	12.0	7.6	4.7
FAMILY AFFAIRS: E.G. VISITING FRIENDS OR RELATIVES, WEDDINGS, FUNERALS, ETC.	424357	419531	337942	245435	233848	168025	109973	28270	16615	12467
	21.9	22.0	24.1	16.0	16.0	13.9	20.7	10.5	11.4	7.8
	100.0	98.9	79.6	100.0	95.3	68.5	44.8	11.5	6.8	5.1
ERRANDS: E.G. SHOPPING, BANKING, DOCTOR, ETC.	22331	22331	3415	18737	15246	13615	1668	4055	3490	565
	1.2	1.2	.5	1.2	1.0	1.1	.3	1.5	2.4	.4
	100.0	100.0	89.8	100.0	81.4	72.7	8.9	21.6	18.6	3.0
PLEASURE	1344801	1322565	444966	1153459	1099677	920051	384832	224620	116282	145835
	69.4	69.2	68.2	75.0	75.1	76.3	72.6	83.7	79.6	90.9
	100.0	98.3	86.2	100.0	95.3	79.8	33.4	19.5	10.1	12.6
VACATION	1064617	1050346	402859	899483	850501	704694	344336	203953	103126	138196
	54.9	55.0	61.8	58.5	58.1	58.4	65.0	76.0	70.6	86.1
	100.0	98.7	86.3	100.0	94.6	78.3	38.3	22.7	11.5	15.4
RECREATIONAL DAY USE	265996	258032	38069	252317	248751	216929	37633	18692	12213	6479
	13.7	13.5	5.8	16.4	17.0	18.0	7.1	7.0	8.4	4.0
	100.0	97.0	14.3	100.0	98.6	86.0	14.9	7.4	4.8	2.6

Continued

Q.6C MAIN PURPOSE OF ENTIRE TRIP
 BASE: PARTY ENTRANTS (EXCLUDING WINTER PASS-THROUGHS, CHARTERS ... QUESTION NOT ASKED)
 BY ENTRANTS/VISITORS TO SPECIFIC PARKS

	=====TOTAL ENTRANTS=====				=====B.C. PARKS=====				=====ALBERTA PARKS=====				=====TOTAL VISITORS=====			
	TOTAL	ANY	BANFF	JASPER	ANY	YOHO	KOOTENAY	TOTAL	ANY	BANFF	JASPER	ANY	YOHO	KOOTENAY		
VISIT VACATION HOME	23854	23854	23089	4844	15746	7894	10122	11325	10092	7331	3669	1974	942	1161		
	1.2	1.2	1.4	.7	1.9	1.4	2.7	.7	.7	.6	.7	.7	.6	.7		
	100.0	100.0	96.8	20.3	66.0	33.1	42.4	100.0	89.1	64.7	32.4	17.4	8.3	10.2		
OTHER	506	506	506	-	-	-	-	506	506	506	-	-	-	-		
	*	*	*					*	*	*						
	100.0	100.0	100.0				100.0	100.0	100.0	100.0						
NOT STATED	13091	13091	9632	11528	9219	2825	6394	12585	12585	6811	11528	-	-	-		
	.7	.7	.6	1.8	1.1	.5	1.7	.8	.9	.6	2.2					
	100.0	100.0	73.6	88.1	70.4	21.6	48.8	100.0	100.0	54.1	91.6					

Q.6C MAIN PURPOSE OF ENTIRE TRIP
 BASE: PARTY ENTRANTS (EXCLUDING WINTER PASS-THROUGHS, CHARTERS ... QUESTION NOT ASKED)
 BY PASS-THROUGHS TO SPECIFIC PARKS

	=====TOTAL PASS-THROUGHS=====				=====B.C. PARKS=====					
	ANY	BANFF	JASPER	ANY	ANY	YOHO	KOOTENAY	ANY	YOHO	KOOTENAY
TOTAL PARTY ENTRANTS (ACTUAL)	615	402	259	369	292	105	17.1			
	100.0	97.6	65.4	60.0	47.5	17.1				
TOTAL PARTY ENTRANTS (WEIGHTED)	400683	324283	97725	304854	236152	91803				
	100.0	96.4	80.9	76.1	58.9	22.9				
BUSINESS	28098	23876	6202	18609	16112	3086				
	7.0	7.3	7.4	6.3	6.1	3.4				
	100.0	100.0	85.0	66.2	57.3	11.0				
ATTEND A SPECIAL MEETING LIKE A CONFERENCE, CONVENTION, SEMINAR OR TRADE SHOW	11716	8730	4492	4395	4209	185				
	2.9	3.0	2.7	1.4	1.8	.2				
	100.0	100.0	74.5	38.3	37.5	1.6				
OTHER BUSINESS	16381	15146	1710	14215	11903	2900				
	4.1	4.2	4.7	4.7	5.0	3.2				
	100.0	100.0	92.5	10.4	86.8	17.7				
PERSONAL	182516	148010	47767	139321	119447	25882				
	45.6	46.6	45.6	45.7	50.6	28.2				
	100.0	98.5	81.1	26.2	76.3	14.2				
FAMILY AFFAIRS: E.G. VISITING FRIENDS OR RELATIVES, WEDDINGS, FUNERALS, ETC.	178922	145071	46342	136881	119176	23713				
	44.7	45.6	44.7	44.9	50.5	25.8				
	100.0	98.5	81.1	25.9	76.5	13.3				
ERRANDS: E.G. SHOPPING, BANKING, DOCTOR, ETC.	3594	2939	1425	2440	271	2169				
	.9	.9	.9	.8	.1	2.4				
	100.0	100.0	81.8	39.6	67.9	60.4				
PLEASURE	191342	153180	44246	147706	101375	62835				
	47.8	46.5	47.2	48.5	42.9	68.4				
	100.0	93.8	80.1	23.1	77.2	32.8				
VACATION	165134	131552	43197	128746	94585	50665				
	41.2	40.8	40.6	42.2	40.1	55.2				
	100.0	95.5	79.7	26.2	78.0	30.7				
RECREATIONAL DAY USE	13680	9281	386	8108	2491	5616				
	3.4	2.4	2.8	2.7	1.1	6.1				
	100.0	67.8	66.5	59.3	18.2	41.1				

Continued

0-6C MAIN PURPOSE OF ENTIRE TRIP
 BASE: PARTY VISITS (EXCLUDING CHARTERS ... QUESTION NOT ASKED)
 BY SPECIFIC PARKS, MAIN PURPOSE OF PARKS VISIT

	=====ALBERTA PARKS=====										=====B.C. PARKS=====				=====MAIN PURPOSE OF PARKS VISIT=====							
	TOTAL	ANY	BANFF	JASPER	ANY	YOHO	KOOTENAY	BUSINESS	PERSONAL	VACATION, RECREAT'L	DAY-USE	ANY	YOHO	KOOTENAY	BUSINESS	PERSONAL	VACATION, RECREAT'L	DAY-USE				
TOTAL PARTY VISITS (ACTUAL)	2018	1937	1428	1043	384	219	215	116	224	1291	259	100.0	96.0	70.8	51.7	19.0	10.9	10.7	5.7	11.1	64.0	12.8
TOTAL PARTY VISITS (WEIGHTED)	1537741	1464416	1206477	530139	268283	146126	160467	99652	166341	876672	272370	100.0	95.2	78.5	34.5	17.4	9.5	10.4	6.5	10.8	57.0	17.7
BUSINESS	133506	129039	118518	38287	12519	10355	2164	99652	3259	15546	3444	8.7	8.8	9.8	7.2	4.7	7.1	1.3	100.0	2.0	1.8	1.3
ATTEND A SPECIAL MEETING LIKE A CONFERENCE, CONVENTION, SEMINAR OR TRADE SHOW	113560	109267	102902	32937	8595	6475	2120	87085	2296	12665	1190	7.4	7.5	8.5	6.2	3.2	4.4	1.3	87.4	1.4	1.4	4
OTHER BUSINESS	19946	19772	15616	5350	3924	3880	44	12568	962	2881	2254	1.3	1.4	1.3	1.0	1.5	2.7	*	12.6	.6	.3	.8
PERSONAL	263606	248529	181075	111641	31761	20105	12467	2615	164526	35446	27014	100.0	99.1	78.3	26.8	19.7	19.5	.2	63.0	4.8	14.4	11.3
FAMILY AFFAIRS: E.G. VISITING FRIENDS OR RELATIVES, WEDDINGS, FUNERALS, ETC.	17.1	17.0	15.0	21.1	11.8	13.8	7.8	2.6	98.9	4.0	9.9	100.0	94.3	68.7	42.4	12.0	7.6	4.7	1.0	62.4	13.4	10.2
ERRANDS: E.G. SHOPPING, BANKING, DOCTOR, ETC.	245435	233848	168025	109973	28270	16615	12467	2615	151088	30864	27014	16.0	16.0	13.9	20.7	10.5	11.4	7.8	2.6	90.8	3.5	9.9
PLEASURE	100.0	95.3	68.5	44.8	11.5	6.8	5.1	1.1	61.6	12.6	11.0	18737	15246	13615	1668	4055	3490	565	-	14004	4581	-
VACATION	1153459	1099677	920051	384832	224620	116282	145835	6452	837944	243213	89.3	75.0	75.1	76.3	72.6	83.7	79.6	90.9	6.5	4.2	95.6	89.3
RECREATIONAL DAY USE	899483	850501	704694	344336	203953	103126	138196	4579	5944	825589	9248	100.0	95.3	79.8	33.4	19.5	10.1	12.6	.6	.6	72.6	21.1
	58.5	58.1	58.4	65.0	76.0	70.6	86.1	4.6	3.6	94.2	3.4	100.0	94.6	78.3	38.3	22.7	11.5	15.4	.5	.7	91.8	1.0
	16.4	17.0	18.0	7.1	7.0	8.4	4.0	1.9	.6	86.2	86.2	252317	248751	216929	37633	18692	12213	6479	1872	1002	12864	234741
	100.0	98.6	86.0	14.9	7.4	4.8	2.6	.7	.4	5.1	93.0	100.0	98.6	86.0	14.9	7.4	4.8	2.6	.7	.4	5.1	93.0

Continued

Q.6C MAIN PURPOSE OF ENTIRE TRIP
 BASE: PARTY VISITS (EXCLUDING CHARTERS QUESTION NOT ASKED)
 BY SPECIFIC PARKS, MAIN PURPOSE OF PARKS VISIT

	=====ALBERTA PARKS=====										=====B.C. PARKS=====				=====MAIN PURPOSE OF PARKS VISIT=====			
	TOTAL	ANY	BANFF	JASPER	ANY	YOHO	KOOTENAY	BUSINESS	PERSONAL	VAC. HOME	VACATION, RECREAT'L	DAY-USE						
VISIT VACATION HOME	11325	10092	7331	3669	1974	942	1161	40	40	8278	-							
	.7	.7	.6	.7	.7	.6	.7	*	*	.9								
	100.0	89.1	64.7	32.4	17.4	8.3	10.2	.4	.4	73.1								
OTHER	506	506	506	-	-	-	-	-	506	-								
	*	*	*						.3									
	100.0	100.0	100.0						100.0									
NOT STATED	12585	12585	6811	11528	-	-	-	-	-	105								
	.8	.9	.6	2.2						*								
	100.0	100.0	54.1	91.6						.8								

Q.6C MAIN PURPOSE OF ENTIRE TRIP
 BASE: PARTY VISITS (EXCLUDING CHARTERS . . . QUESTION NOT ASKED)
 BY PLACE OF RESIDENCE, MODE OF ENTRY

	=====PLACE OF RESIDENCE=====										=====OTHER COUNTRY=====				=====MODE OF ENTRY=====		
	TOTAL	TOTAL	ALBERTA	B.C.	OTHER	U.S.A.	TOTAL	JAPAN	WEST	ANY	SCHEDULED	R.V.	BUS, TRAIN	CHARTER			
	CANADA	CANADA			CANADA		OTHER	GERMANY	PRIVATE	OTHER	VEHICLE						
TOTAL PARTY VISITS (ACTUAL)	2018	1478	898	345	235	371	167	26	26	1700	74	318	-	-			
	100.0	73.2	44.5	17.1	11.6	18.4	8.3	1.3	1.3	84.2	3.7	15.8	-	-			
TOTAL PARTY VISITS (WEIGHTED)	1537741	1271128	945398	165174	160556	197540	67944	3509	21407	1471245	46773	66496	-	-			
	100.0	82.7	61.5	10.7	10.4	12.8	4.4	.2	1.4	95.7	3.0	4.3	-	-			
BUSINESS	133506	104489	65284	20924	18280	26010	3007	524	1014	128629	-	4876	-	-			
	8.7	8.2	6.9	12.7	11.4	13.2	4.4	14.9	4.7	8.7	-	7.3	-	-			
	100.0	78.3	48.9	15.7	13.7	19.5	2.3	.4	.8	96.3	-	3.7	-	-			
ATTEND A SPECIAL MEETING LIKE A CONFERENCE, CONVENTION, SEMINAR OR TRADE SHOW	113560	89329	59977	13445	15906	21708	2523	40	1014	110176	-	3384	-	-			
	7.4	7.0	6.3	8.1	9.9	11.0	3.7	1.2	4.7	7.5	-	5.1	-	-			
	100.0	78.7	52.8	11.8	14.0	19.1	2.2	*	.9	97.0	-	3.0	-	-			
OTHER BUSINESS	19946	15160	5307	7479	2374	4302	484	484	-	18453	-	1493	-	-			
	1.3	1.2	.6	4.5	1.5	2.2	.7	13.8	-	1.3	-	2.2	-	-			
	100.0	76.0	26.6	37.5	11.9	21.6	2.4	2.4	-	92.5	-	7.5	-	-			
PERSONAL	263606	240230	132330	55671	52229	16911	6465	124	1289	253373	3153	10234	-	-			
	17.1	18.9	14.0	33.7	32.5	8.6	9.5	3.5	6.0	17.2	6.7	15.4	-	-			
	100.0	91.1	50.2	21.1	19.8	6.4	2.5	*	.5	96.1	1.2	3.9	-	-			
FAMILY AFFAIRS: E.G. VISITING FRIENDS OR RELATIVES, WEDDINGS, FUNERALS, ETC.	245435	222381	115167	54985	52229	16589	6465	124	1289	235309	3153	10126	-	-			
	16.0	17.5	12.2	33.3	32.5	8.4	9.5	3.5	6.0	16.0	6.7	15.2	-	-			
	100.0	90.6	46.9	22.4	21.3	6.8	2.6	.1	.5	95.9	1.3	4.1	-	-			
ERRANDS: E.G. SHOPPING, BANKING, DOCTOR, ETC.	18737	17849	17163	687	-	322	565	-	565	18629	565	108	-	-			
	1.2	1.4	1.8	.4	-	.2	.8	-	2.6	1.3	1.2	.2	-	-			
	100.0	95.3	91.6	3.7	-	1.7	3.0	-	3.0	99.4	3.0	.6	-	-			
PLEASURE	1153459	938376	752089	94425	91862	159412	54540	1484	16180	1102282	43619	51177	-	-			
	75.0	73.8	79.6	57.2	57.2	80.7	80.3	42.3	75.6	74.9	93.3	77.0	-	-			
	100.0	81.4	65.2	8.2	8.0	13.8	4.7	.1	1.4	95.6	3.8	4.4	-	-			
VACATION	899483	685786	508850	87438	89498	156027	54540	1484	16180	849326	41691	50158	-	-			
	58.5	54.0	53.8	52.9	55.7	80.0	80.3	42.3	75.6	57.7	89.1	75.4	-	-			
	100.0	76.2	56.6	9.7	9.9	17.6	6.1	.2	1.8	94.4	4.6	5.6	-	-			
RECREATIONAL DAY USE	252317	250931	242523	6174	2235	1385	-	-	-	251426	1114	891	-	-			
	16.4	19.7	25.7	3.7	1.4	.7	-	-	-	17.1	2.4	1.3	-	-			
	100.0	99.5	96.1	2.4	.9	.5	-	-	-	99.6	.4	.4	-	-			

Continued

Q.6C MAIN PURPOSE OF ENTIRE TRIP
 BASE: PARTY VISITS (EXCLUDING CHARTERS ... QUESTION NOT ASKED)
 BY PLACE OF RESIDENCE, MODE OF ENTRY

	=====PLACE OF RESIDENCE=====										=====MODE OF ENTRY=====			
	TOTAL	CANADA	ALBERTA	B.C.	OTHER CANADA	U.S.A.	TOTAL OTHER	JAPAN	WEST GERMANY	ANY PRIVATE VEHICLE	R.V. BUS, TRAIN	SCHEDULED	CHARTER	
VISIT VACATION HOME	11325	11285	10343	814	128	-	40	40	-	11157	814	169	-	
	-7	-9	1.1	.5	.1	-	-1	1.2	-	.8	1.7	.3	-	
	100.0	99.6	91.3	7.2	1.1	-	.4	.4	-	98.5	7.2	1.5	-	
OTHER	506	506	506	-	-	-	-	-	-	506	-	-	-	
	*	*	.1	-	-	-	-	-	-	*	-	-	-	
	100.0	100.0	100.0	-	-	-	-	-	-	100.0	-	-	-	
NOT STATED	12585	6574	542	3225	2806	2316	3696	156	3435	12324	-	261	-	
	.8	.5	.1	2.0	1.7	1.2	5.4	4.4	16.0	.8	-	.4	-	
	100.0	52.2	4.3	25.6	22.3	18.4	29.4	1.2	27.3	97.9	-	2.1	-	

Q.6C MAIN PURPOSE OF ENTIRE TRIP
 BASE: PARTY VISITS (EXCLUDING CHARTERS ... QUESTION NOT ASKED)
 BY PARKS AS MAIN DESTINATION OF ENTIRE TRIP, LENGTH OF STAY, ACCOMMODATION TYPE(S) USED, SEASON

	PARKS MAIN										=====ACCOMMODATION TYPE=====					=====SEASON=====			
	TOTAL	YES	NO	SAME-DAY	OVERNIGHT	ANY ROOFED	HOTEL, LODGE	ALL OTHER ROOFED	TRAILER, CAMPING	ANY HOME, VFR	ONN VACATION	SUMMER	FALL	WINTER	SPRING				
TOTAL PARTY VISITS (ACTUAL)	2018 100.0	1072 53.1	940 46.6	769 38.1	1249 61.9	847 42.0	768 38.1	107 5.3	379 18.8	64 3.2	1022 50.6	297 14.7	348 17.2	351 17.4					
TOTAL PARTY VISITS (WEIGHTED)	1537741 100.0	953213 62.0	583089 37.9	690599 44.9	847143 55.1	597484 38.9	548165 35.6	59985 3.9	210362 13.7	57495 3.7	568252 37.0	170976 11.1	576388 37.4	224124 14.6					
BUSINESS	133506 8.7 100.0	83461 8.8 62.5	50044 8.6 37.5	34396 5.0 25.8	99110 11.7 74.2	92827 15.5 69.5	89536 16.3 67.1	3331 5.6 2.5	4060 1.9 3.0	3065 5.3 2.3	24639 4.3 18.5	19919 11.7 14.9	62452 10.9 46.8	26496 11.8 19.8					
ATTEND A SPECIAL MEETING LIKE A CONFERENCE, CONVENTION, SEMINAR OR TRADE SHOW	113560 7.4 100.0	75145 7.9 66.2	38415 6.6 33.8	26074 3.8 23.0	87486 10.3 77.0	84478 14.1 74.4	81423 14.9 71.7	3095 5.2 2.7	1900 .9 1.7	1510 2.6 1.3	18342 3.2 16.2	17578 10.3 15.5	58206 10.1 51.3	19433 8.7 17.1					
OTHER BUSINESS	19946 1.3 100.0	8316 .9 41.7	11630 2.0 58.3	8322 1.2 41.7	11624 1.4 58.3	8349 1.4 41.9	8113 1.5 40.7	237 .4 1.2	2160 1.0 10.8	1555 2.7 7.8	6297 1.1 31.6	2340 1.4 11.7	4246 .7 21.3	7063 3.2 35.4					
PERSONAL	263606 17.1 100.0	79375 8.3 30.1	184169 31.6 69.9	149841 21.7 56.8	113765 13.4 43.2	70763 11.8 26.8	61103 11.1 23.2	9700 16.2 3.7	14749 7.0 5.6	33024 57.4 12.5	97743 17.2 37.1	25916 15.2 9.8	108308 18.9 41.1	31639 14.1 12.0					
FAMILY AFFAIRS: E.G. VISITING FRIENDS OR RELATIVES, WEDDINGS, FUNERALS, ETC.	245435 16.0 100.0	66279 7.0 27.0	179094 30.7 73.0	133180 19.3 54.3	112255 13.3 45.7	70441 11.8 28.7	60781 11.1 24.8	9700 16.2 4.0	13598 6.5 5.5	32987 57.4 13.4	90183 15.9 36.7	23597 13.8 9.6	101610 17.7 41.4	30044 13.4 12.2					
ERRANDS: E.G. SHOPPING, BANKING, DOCTOR, ETC.	18737 1.2 100.0	13662 1.4 72.9	5075 .9 27.1	16662 2.4 88.9	2075 .2 11.1	322 1.1 1.7	322 1.1 1.7	-	1716 .8 9.2	37 1.1 2.2	8125 1.4 43.4	2318 1.4 12.4	6698 1.2 35.7	1596 .7 8.5					
PLEASURE	1153459 75.0 100.0	790814 83.0 68.6	361396 62.0 31.3	514474 74.5 44.6	638985 75.4 55.4	439388 73.5 38.1	403019 73.5 34.9	47035 78.4 4.1	193903 92.2 16.8	21714 37.8 1.9	453763 79.9 39.3	125918 73.6 10.9	405747 70.6 35.2	168031 75.0 14.6					
VACATION	899483 58.5 100.0	567529 59.5 63.1	331807 56.9 36.9	266793 38.6 29.7	632690 74.7 70.3	435495 72.9 48.4	399223 72.8 44.4	46809 78.0 5.2	192105 91.3 21.4	20982 36.5 2.3	409138 72.0 45.5	94980 55.6 10.6	288716 50.3 32.1	106649 47.6 11.9					
RECREATIONAL DAY USE	252317 16.4 100.0	221577 23.2 87.8	29639 5.1 11.7	239347 34.7 94.9	12969 1.5 5.1	10356 1.7 4.1	10259 1.9 4.1	97 .2 *	2563 1.2 1.0	50 1.1 *	40849 7.2 16.2	26600 15.6 10.5	125011 21.8 49.5	59856 26.7 23.7					

0.6C MAIN PURPOSE OF ENTIRE TRIP
 BASE: PARTY VISITS (EXCLUDING CHARTERS ... QUESTION NOT ASKED)
 BY PARKS AS MAIN DESTINATION OF ENTIRE TRIP, LENGTH OF STAY, ACCOMMODATION TYPE(S) USED, SEASON

	PARKS MAIN														
	====DESTINATION====		==LENGTH OF STAY==				=====ACCOMMODATION TYPE=====						=====SEASON=====		
	TOTAL	YES	NO	SAME-DAY OVERNIGHT	ROOFED	ANY HOTEL, LODGE	ALL OTHER ROOFED	TRAILER, CAMPING	ANY HOME, VFR	OWN VACATION	FALL	WINTER	SPRING		
VISIT VACATION HOME	11325	2525	8800	9990	1335	782	782	169	-	682	5462	4338	-	1526	
	.7	.3	1.5	1.4	.2	.1	.1	.3		1.2	1.0	2.5		.7	
	100.0	22.3	77.7	88.2	11.8	6.9	6.9	1.5		6.0	48.2	38.3		13.5	
OTHER	506	506	-	506	-	-	-	-	-	-	-	-	-	506	
	*	.1		.1										.2	
	100.0	100.0		100.0										100.0	
NOT STATED	12585	4004	8452	5930	6655	3220	3220	-	-	-	3696	-	8889	-	
	.8	.4	1.4	.9	.8	.6	.6				.7		1.5		
	100.0	31.8	67.2	47.1	52.9	25.6	25.6				29.4		70.6		

Q.6C MAIN PURPOSE OF ENTIRE TRIP
 BASE: PERSON VISITORS (EXCLUDING CHARTERS -... QUESTION NOT ASKED)
 BY SPECIFIC PARKS, MAIN PURPOSE OF PARKS VISIT

=====ALBERTA PARKS===== B.C. PARKS===== MAIN PURPOSE OF PARKS VISIT=====

	TOTAL	ANY	BAMFF	JASPER	ANY	YOHO	KOOTENAY	BUSINESS	PERSONAL	VACATION, RECREAT'L
TOTAL PERSON VISITORS (ACTUAL)	2018	1937	1428	1043	384	219	215	116	224	1291
	100.0	96.0	70.8	51.7	19.0	10.9	10.7	5.7	11.1	64.0
TOTAL PERSON VISITORS (WEIGHTED)	3894230	3708841	3008053	1439845	666943	361882	393682	249161	425934	2247550
	100.0	95.2	77.2	37.0	17.1	9.3	10.1	6.4	10.9	57.7
BUSINESS	321471	304163	284658	97231	27778	24592	3186	249161	9133	37738
	8.3	8.2	9.5	6.8	4.2	6.8	.8	100.0	2.1	1.7
	100.0	94.6	88.5	30.2	8.6	7.6	1.0	77.5	2.8	11.7
ATTEND A SPECIAL MEETING LIKE A CONFERENCE, CONVENTION, SEMINAR OR TRADE SHOW	276380	259418	246813	88901	22500	19402	3099	225553	6544	29989
	7.1	7.0	8.2	6.2	3.4	5.4	.8	90.5	1.5	1.3
	100.0	93.9	89.3	32.2	8.1	7.0	1.1	81.6	2.4	10.9
OTHER BUSINESS	45092	44745	37844	8330	5278	5190	88	23608	2589	7749
	1.2	1.2	1.3	.6	.8	1.4	*	9.5	.6	.3
	100.0	99.2	83.9	18.5	11.7	11.5	.2	52.4	5.7	17.2
PERSONAL	672158	644856	477835	304022	70706	45656	27705	7187	421235	85428
	17.3	17.4	15.9	21.1	10.6	12.6	7.0	2.9	98.9	3.8
	100.0	95.9	71.1	45.2	10.5	6.8	4.1	1.1	62.7	12.7
FAMILY AFFAIRS: E.G. VISITING FRIENDS OR RELATIVES, WEDDINGS, FUNERALS, ETC.	639850	619528	460109	296384	63725	38676	27705	7187	398935	75761
	16.4	16.7	15.3	20.6	9.6	10.7	7.0	2.9	93.7	3.4
	100.0	96.8	71.9	46.3	10.0	6.0	4.3	1.1	62.3	11.8
ERRANDS: E.G. SHOPPING, BANKING, DOCTOR, ETC.	34568	27588	19987	7638	9241	6980	2261	-	24561	9667
	.9	.7	.7	.5	1.4	1.9	.6		5.8	.4
	100.0	79.8	57.8	22.1	26.7	20.2	6.5		71.0	28.0
PLEASURE	2942501	2801723	2278884	1062149	569910	293084	362791	20096	18456	2162809
	75.6	75.5	75.8	73.8	85.5	81.0	92.2	8.1	4.3	96.2
	100.0	95.2	77.4	36.1	19.4	10.0	12.3	.7	.6	73.5
VACATION	2314431	2183260	1751420	946768	523212	266895	342155	14479	15612	2118497
	59.4	58.9	58.2	65.8	78.4	73.8	86.9	5.8	3.7	94.3
	100.0	94.3	75.7	40.9	22.6	11.5	14.8	.6	.7	91.5
RECREATIONAL DAY USE	605704	598562	511556	106229	39199	24434	14765	5617	2844	26158
	15.6	16.1	17.0	7.4	5.9	6.8	3.8	2.3	.7	1.2
	100.0	98.8	84.5	17.5	6.5	4.0	2.4	.9	.5	4.3

Continued

Q.6C MAIN PURPOSE OF ENTIRE TRIP
 BASE: PERSON VISITORS (EXCLUDING CHARTERS QUESTION NOT ASKED)
 BY SPECIFIC PARKS, MAIN PURPOSE OF PARKS VISIT

	=====ALBERTA PARKS=====						=====B.C. PARKS=====				=====MAIN PURPOSE OF PARKS VISIT=====		
	TOTAL	ANY	BANFF	JASPER	ANY	YOHO	KOOTENAY	BUSINESS	PERSONAL	VAC. HOME	RECREAT'L	DAY-USE	
VISIT VACATION HOME	38626	36160	29106	12374	7498	1756	5871	162	162	31773	-	-	
	1.0	1.0	1.0	.9	1.1	.5	1.5	.1	*	1.4	-	-	
	100.0	93.6	75.4	32.0	19.4	4.5	15.2	.4	.4	82.3	-	-	
OTHER	1012	1012	1012	-	-	-	-	-	1012	-	-	-	
	*	*	*	-	-	-	-	-	-2	-	-	-	
	100.0	100.0	100.0	-	-	-	-	-	100.0	-	-	-	
NOT STATED	26641	26641	15233	22795	-	-	-	-	-	105	-	-	
	.7	.7	.5	1.6	-	-	-	-	-	*	-	-	
	100.0	100.0	57.2	85.6	-	-	-	-	-	.4	-	-	

Q.C MAIN PURPOSE OF ENTIRE TRIP
 BASE: PERSON VISITORS (EXCLUDING CHARTERS ... QUESTION NOT ASKED)
 BY PLACE OF RESIDENCE, MODE OF ENTRY

	PLACE OF RESIDENCE										OTHER COUNTRY				MODE OF ENTRY		
	TOTAL	CANADA	ALBERTA	B.C.	OTHER CANADA	U.S.A.	TOTAL OTHER	JAPAN	WEST GERMANY	ANY PRIVATE VEHICLE	R.V. BUS, TRAIN	SCHEDULED	CHARTER				
TOTAL PERSON VISITORS (ACTUAL)	2018	1478	898	345	235	371	167	26	26	1700	74	318	-				
	100.0	73.2	44.5	17.1	11.6	18.4	8.3	1.3	1.3	84.2	3.7	15.8	-				
TOTAL PERSON VISITORS (WEIGHTED)	3894230	3225798	2365266	395396	465136	493269	170937	5654	57134	3777711	139339	116519	-				
	100.0	82.8	60.7	10.2	11.9	12.7	4.4	.1	1.5	97.0	3.6	3.0	-				
BUSINESS	321471	252412	15927	48978	45507	63540	5520	882	2028	311532	-	9940	-				
	8.3	7.8	6.7	12.4	9.8	12.9	3.2	15.6	3.5	8.2	-	8.5	-				
	100.0	78.5	49.1	15.2	14.2	19.8	1.7	.3	.6	96.9	-	3.1	-				
ATTEND A SPECIAL MEETING LIKE A CONFERENCE, CONVENTION, SEMINAR OR TRADE SHOW	276380	214173	144813	29918	39441	57407	4799	162	2028	268879	-	7501	-				
	7.1	6.6	6.1	7.6	8.5	11.6	2.8	2.9	3.5	7.1	-	6.4	-				
	100.0	77.5	52.4	10.8	14.3	20.8	1.7	.1	.7	97.3	-	2.7	-				
OTHER BUSINESS	45092	38239	13113	19060	6066	6132	721	721	-	42653	-	2439	-				
	1.2	1.2	.6	4.8	1.3	1.2	.4	12.7	-	1.1	-	2.1	-				
	100.0	84.8	29.1	42.3	13.5	13.6	1.6	1.6	-	94.6	-	5.4	-				
PERSONAL	672158	602179	322017	131096	149066	53176	16803	488	3496	657907	9858	14251	-				
	17.3	18.7	13.6	33.2	32.0	10.8	9.8	8.6	6.1	17.4	7.1	12.2	-				
	100.0	89.6	47.9	19.5	22.2	7.9	2.5	.1	.5	97.9	1.5	2.1	-				
FAMILY AFFAIRS: E.G. VISITING FRIENDS OR RELATIVES, WEDDINGS, FUNERALS, ETC.	639850	570515	291690	129759	149066	52532	16803	488	3496	625778	9858	14071	-				
	16.4	17.7	12.3	32.8	32.0	10.6	9.8	8.6	6.1	16.6	7.1	12.1	-				
	100.0	89.2	45.6	20.3	23.3	8.2	2.6	.1	.5	97.8	1.5	2.2	-				
ERRANDS: E.G. SHOPPING, BANKING, DOCTOR, ETC.	34568	31664	30327	1336	-	644	2261	-	2261	34389	2261	179	-				
	.9	1.0	1.3	.3	-	1.1	1.3	-	4.0	.9	1.6	.2	-				
	100.0	91.6	87.7	3.9	-	1.9	6.5	-	6.5	99.5	6.5	.5	-				
PLEASURE	2942501	2409921	1898508	236612	274802	386461	141892	2713	45763	2849644	129481	92858	-				
	75.6	74.7	80.3	59.8	59.1	78.3	83.0	48.0	80.1	75.4	92.9	79.7	-				
	100.0	81.9	64.5	8.0	9.3	13.1	4.8	.1	1.6	96.8	4.4	3.2	-				
VACATION	2314431	1785463	1298788	217010	269664	382850	141892	2713	45763	2222735	125625	91696	-				
	59.4	55.3	54.9	9.4	58.0	77.6	83.0	48.0	80.1	58.8	90.2	78.7	-				
	100.0	77.1	56.1	9.4	11.7	16.5	6.1	.1	2.0	96.0	5.4	4.0	-				
RECREATIONAL DAY USE	605704	602092	579109	17974	5009	3612	-	-	-	604671	2228	1033	-				
	15.6	18.7	24.5	4.5	1.1	.7	-	-	-	16.0	1.6	.9	-				
	100.0	99.4	95.6	3.0	.8	.6	-	-	-	99.8	.4	.2	-				

Q.6C MAIN PURPOSE OF ENTIRE TRIP
 BASE: PERSON VISITORS (EXCLUDING CHARTERS ... QUESTION NOT ASKED)
 BY PLACE OF RESIDENCE, MODE OF ENTRY

	=====PLACE OF RESIDENCE=====										=====OTHER COUNTRY=====				=====MODE OF ENTRY=====		
	TOTAL	TOTAL	ALBERTA	B. C.	OTHER	U.S.A.	TOTAL	JAPAN	WEST	ANY	SCHEDULED	R. V. BUS, TRAIN	CHARTER				
	CANADA	CANADA			CANADA		OTHER	GERMANY	PRIVATE	R. V. BUS, TRAIN							
VISIT VACATION HOME	38626	38464	36708	1628	128	-	162	162	38336	1628	290	-					
	1.0	1.2	1.6	.4	*		.1	2.9	1.0	1.2	.2						
	100.0	99.6	95.0	4.2	.3		.4	.4	99.2	4.2	.8						
OTHER	1012	1012	1012	-	-	-	-	-	1012	-	-	-					
	*	*	*						*								
	100.0	100.0	100.0						100.0								
NOT STATED	26641	14841	1380	6504	6957	4669	7131	156	6870	-	261	-					
	.7	.5	.1	1.6	1.5	.9	4.2	2.8	12.0		.2						
	100.0	55.7	5.2	24.4	26.1	17.5	26.8	.6	25.8		1.0						

0.6C MAIN PURPOSE OF ENTIRE TRIP
 BASE: PERSON VISITORS (EXCLUDING CHARTERS ... QUESTION NOT ASKED)
 BY PARKS AS MAIN DESTINATION OF ENTIRE TRIP, LENGTH OF STAY, ACCOMMODATION TYPE(S) USED, SEASON

	PARKS MAIN										SEASON														
	====DESTINATION====					==LENGTH OF STAY==					=====ACCOMMODATION TYPE=====					=====									
	TOTAL	YES	NO	SAME-DAY OVERNIGHT	ANY ROOFED	HOTEL, LODGE	ALL OTHER ROOFED	TRAILER, CAMPING	ANY VACATION HOME, VFR	SUMMER	FALL	WINTER	SPRING												
TOTAL PERSON VISITORS (ACTUAL)	2018	1072	940	769	1249	847	768	107	379	64	1022	297	348	351											
	100.0	53.1	46.6	38.1	61.9	42.0	38.1	5.3	18.8	3.2	50.6	14.7	17.2	17.4											
TOTAL PERSON VISITORS (WEIGHTED)	3894230	2342080	1547476	1795749	2098482	1494825	1395327	130186	527173	121860	1554168	376701	1390566	572796											
	100.0	60.1	39.7	46.1	53.9	38.4	35.8	3.3	13.5	3.1	39.9	9.7	35.7	14.7											
BUSINESS	321471	200549	120923	73895	247577	233067	226435	6794	7328	10199	77834	49005	134452	60182											
	8.3	8.6	7.8	4.1	11.8	15.6	16.2	5.2	1.4	8.4	5.0	13.0	9.7	10.5											
	100.0	62.4	37.6	23.0	77.0	72.5	70.4	2.1	2.3	3.2	26.2	15.2	41.8	18.7											
ATTEND A SPECIAL MEETING LIKE A CONFERENCE, CONVENTION, SEMINAR OR TRADE SHOW	276380	184173	92206	51751	224628	215875	209716	6321	3801	5771	57781	46384	127854	44361											
	7.1	7.9	6.0	2.9	10.7	14.4	15.0	4.9	.7	4.7	3.7	12.3	9.2	7.7											
	100.0	66.6	33.4	18.7	81.3	78.1	75.9	2.3	1.4	2.1	20.9	16.8	46.3	16.1											
OTHER BUSINESS	45092	16376	28716	22143	22948	17192	16719	473	3527	4428	20053	2621	6597	15821											
	1.2	.7	1.9	1.2	1.1	1.2	1.2	.4	.7	3.6	1.3	.7	.5	2.8											
	100.0	36.3	63.7	49.1	50.9	38.1	37.1	1.0	7.8	9.8	44.5	5.8	14.6	35.1											
PERSONAL	672158	179984	492112	380182	291976	194991	184009	11143	43063	81938	262805	51367	296555	61430											
	17.3	7.7	31.8	21.2	13.9	13.0	13.2	8.6	8.2	67.2	16.9	13.6	21.3	10.7											
	100.0	26.8	73.2	56.6	43.4	29.0	27.4	1.7	6.4	12.2	39.1	7.6	44.1	9.1											
FAMILY AFFAIRS: E.G. VISITING FRIENDS OR RELATIVES, WEDDINGS, FUNERALS, ETC.	639850	159395	480393	351399	288451	194347	183365	11143	40219	81901	243868	47352	289802	58827											
	16.4	6.8	31.0	19.6	13.7	13.0	13.1	8.6	7.6	67.2	15.7	12.6	20.8	10.3											
	100.0	24.9	75.1	54.9	45.1	30.4	28.7	1.7	6.3	12.8	38.1	7.4	45.3	9.2											
ERRANDS: E.G. SHOPPING, BANKING, DOCTOR, ETC.	34568	22850	11719	28783	5785	644	644	-	5104	37	21197	4015	6753	2603											
	.9	1.0	.8	1.6	.3	*	*		1.0	*	1.4	1.1	.5	.5											
	100.0	66.1	33.9	83.3	16.7	1.9	1.9		14.8	.1	61.3	11.6	19.5	7.5											
PLEASURE	2942501	1966933	971086	1366157	1576344	1081928	1000044	112573	485328	30301	1242949	277735	964280	457537											
	75.6	84.0	62.8	76.1	75.1	72.4	71.7	86.5	92.1	24.9	80.0	73.7	69.3	79.9											
	100.0	66.8	33.0	46.4	53.6	36.8	34.0	3.8	16.5	1.0	42.2	9.4	32.8	15.5											
VACATION	2314431	1440214	873923	758696	1555735	1067869	986181	112248	479935	29016	1115987	204728	687315	306401											
	59.4	61.5	56.5	42.2	74.1	71.4	70.7	86.2	91.0	23.8	71.8	54.3	49.4	53.5											
	100.0	62.2	37.8	32.8	67.2	46.1	42.6	4.8	20.7	1.3	48.2	8.8	29.7	13.2											
RECREATIONAL DAY USE	605704	518566	82949	580908	24796	16291	16094	196	8455	50	105506	65858	287361	146978											
	15.6	22.1	5.4	32.3	1.2	1.1	1.2	.2	1.6	*	6.8	17.5	20.7	25.7											
	100.0	85.6	13.7	95.9	4.1	2.7	2.7	*	1.4	*	17.4	10.9	47.4	24.3											

Q.6C MAIN PURPOSE OF ENTIRE TRIP
 BASE: PERSON VISITORS (EXCLUDING CHARTERS ... QUESTION NOT ASKED)
 BY PARKS AS MAIN DESTINATION OF ENTIRE TRIP, LENGTH OF STAY, ACCOMMODATION TYPE(S) USED, SEASON

	PARKS MAIN				=====ACCOMMODATION TYPE=====				=====SEASON=====				
	TOTAL	YES	NO	SAME-DAY OVERNIGHT	ANY ROOFED	HOTEL, LODGE	ALL OTHER ROOFED	TRAILER, CAMPING	ANY VACATION HOME, VFR	OMN	FALL	WINTER	SPRING
VISIT VACATION HOME	38626	11446	27180	32325	6301	5194	290	-	1235	27320	7149	-	4158
	1.0	.5	1.8	1.8	.3	.4	.2	-	1.0	1.8	1.9	-	.7
	100.0	29.6	70.4	83.7	13.4	13.4	.8	-	3.2	70.7	18.5	-	10.8
OTHER	1012	1012	-	1012	-	-	-	-	-	-	-	-	1012
	*	*		.1									.2
	100.0	100.0		100.0									100.0
NOT STATED	26641	8277	18235	12246	14395	7525	-	-	-	7131	-	19510	-
	.7	.4	1.2	.7	.7	.5				.5		1.4	
	100.0	31.1	68.4	46.0	54.0	28.2				26.8		73.2	

Q.6C MAIN PURPOSE OF PARKS PORTION OF TRIP
 BASE: PARTY VISITS
 BY SPECIFIC PARKS, MAIN PURPOSE OF PARKS VISIT

	=====ALBERTA PARKS=====					=====B.C. PARKS=====					=====MAIN PURPOSE OF PARKS VISIT=====				
	TOTAL	ANY	BANFF	JASPER	ANY	YOHO	KOOTENAY	BUSINESS	PERSONAL	VACATION,	RECREAT'L	DAY-USE			
TOTAL PARTY VISITS (ACTUAL)	2351 100.0	2270 96.6	1738 73.9	1325 56.4	538 22.9	343 14.6	273 11.6	116 4.9	224 9.5	1624 69.1	259 11.0				
TOTAL PARTY VISITS (WEIGHTED)	1625480 100.0	1552155 95.5	1284447 79.0	604130 37.2	305865 18.8	175738 10.8	174205 10.7	99652 6.1	166341 10.2	964411 59.3	272370 16.8				
BUSINESS	99652 6.1 100.0	95111 6.2 95.8	87695 6.8 88.0	25015 4.1 25.1	9091 3.0 9.1	7172 4.1 7.2	1919 1.1 1.9	99652 100.0 100.0	2615 1.6 2.6	4579 .5 4.6	1872 .7 1.9				
ATTEND A SPECIAL MEETING LIKE A CONFERENCE, CONVENTION, SEMINAR OR TRADE SHOW	85322 5.2 100.0	81355 5.2 95.4	76868 6.0 90.1	19362 3.2 22.7	5167 1.7 6.1	3291 1.9 3.9	1875 1.1 2.2	85322 85.6 100.0	534 .3 .6	2817 .3 3.3	-				
OTHER BUSINESS	18493 1.1 100.0	15439 1.0 83.5	14135 1.1 76.4	6134 1.0 33.2	6986 2.3 37.8	6942 4.0 37.5	44 * .2	18493 18.6 100.0	494 .3 2.7	2140 -.2 11.6	1872 -.7 10.1				
PERSONAL	166341 10.2 100.0	158228 10.2 95.1	113681 8.9 68.3	60404 10.0 36.3	12094 4.0 7.3	3977 2.3 2.4	8117 4.7 4.9	2615 2.6 1.6	166341 100.0	5361 -.6 3.2	414 -.2 .2				
FAMILY AFFAIRS: E.G. VISITING FRIENDS OR RELATIVES, WEDDINGS, FUNERALS, ETC.	150585 9.3 100.0	142472 9.2 94.6	99378 7.7 66.0	56741 9.4 37.7	12094 4.0 8.0	3977 2.3 2.6	8117 4.7 5.4	853 .9 .6	150585 90.5 100.0	3423 -.4 2.3	414 -.2 .3				
ERRANDS: E.G. SHOPPING, BANKING, DOCTOR, ETC.	16321 1.0 100.0	16321 1.1 100.0	14868 1.2 91.1	3663 .6 22.4	565 .2 3.5	-	565 .3 3.5	1762 1.8 10.8	16321 9.8 100.0	1938 -.2 11.9	-				
PLEASURE	1236004 76.0 100.0	1179077 76.0 95.4	990845 77.1 80.2	466350 77.2 37.7	271290 88.7 21.9	154079 87.7 12.5	157714 90.5 12.8	6452 6.5 .5	5775 3.5 .5	964411 100.0 78.0	272370 100.0 22.0				
VACATION	953075 58.6 100.0	901695 58.1 94.6	755484 58.8 79.3	410005 67.9 43.0	246084 80.5 25.8	135886 77.3 14.3	150700 86.5 15.8	2817 2.8 .3	3599 2.2 .4	953075 98.8 100.0	777 -.3 .1				
RECREATIONAL DAY USE	272370 16.8 100.0	269393 17.4 98.9	230133 17.9 84.5	50954 8.4 18.7	22024 7.2 8.1	17378 9.9 6.4	4646 2.7 1.7	1872 1.9 .7	414 -.2 .2	777 -.1 3.3	272370 100.0 100.0				

Continued

Q-6C MAIN PURPOSE OF PARKS PORTION OF TRIP
 BASE: PARTY VISITS
 BY SPECIFIC PARKS, MAIN PURPOSE OF PARKS VISIT

=====ALBERTA PARKS===== B.C. PARKS===== MAIN PURPOSE OF PARKS VISIT=====

	TOTAL	ANY	BANFF	JASPER	ANY	YOHO	KOOTENAY	BUSINESS	PERSONAL	VAC. HOME	RECREAT'L DAY-USE
VISIT VACATION HOME	11688	9119	6045	5744	3182	814	2368	2115	2115	11688	-
	.7	.6	.5	1.0	1.0	.5	1.4	2.1	1.3	1.2	
	100.0	78.0	51.7	49.1	27.2	7.0	20.3	18.1	18.1	100.0	
JUST PASSING THROUGH	104313	100787	74904	50393	7952	6176	1776	-	506	841	-
	6.4	6.5	5.8	8.3	2.6	3.5	1.0		.3	.1	
	100.0	96.6	71.8	48.3	7.6	5.9	1.7		.5	.8	
NOT STATED	31932	31313	27445	10503	5400	4298	4679	-	-	-	-
	2.0	2.0	2.1	1.7	1.8	2.4	2.7				
	100.0	98.1	85.9	32.9	16.9	13.5	14.7				

Q-6C MAIN PURPOSE OF PARKS PORTION OF TRIP

BASE: PARTY VISITS
BY PLACE OF RESIDENCE, MODE OF ENTRY

	PLACE OF RESIDENCE										OTHER COUNTRY		MODE OF ENTRY		
	TOTAL CANADA	ALBERTA	B.C.	OTHER CANADA	U.S.A.	TOTAL OTHER	JAPAN	GERMANY	WEST GERMANY	ANY PRIVATE VEHICLE	R.V. BUS, TRAIN	SCHEDULED	CHARTER		
TOTAL PARTY VISITS (ACTUAL)	2351 100.0	1532 65.2	346 14.7	254 10.8	515 21.9	302 12.8	140 6.0	26 1.1	26 1.1	1700 72.3	74 3.1	318 13.5	333 14.2		
TOTAL PARTY VISITS (WEIGHTED)	1625480 100.0	1290604 79.4	165436 10.2	166014 10.2	232759 14.3	100987 6.2	30341 1.9	21407 1.3	21407 1.3	1471245 90.5	46773 2.9	66496 4.1	87739 5.4		
BUSINESS	99652 6.1 100.0	83375 6.5 83.7	15164 9.2 15.2	7757 4.7 7.8	14750 6.3 14.8	1528 1.5 1.5	514 1.7 .5	1014 4.7 1.0	1014 4.7 1.0	96600 6.6 96.9	- - -	3053 4.6 3.1	- - -		
ATTEND A SPECIAL MEETING LIKE A CONFERENCE, CONVENTION, SEMINAR OR TRADE SHOW	85322 5.2 100.0	72670 5.6 85.2	9514 5.8 11.2	7317 4.4 8.6	11597 5.0 13.6	1054 1.0 1.2	40 .1 *	1014 4.7 1.2	1014 4.7 1.2	83182 5.7 97.5	- - -	2140 3.2 2.5	- - -		
OTHER BUSINESS	18493 1.1 100.0	11547 .9 62.4	4648 2.8 25.1	147 .1 .8	5459 2.3 29.5	1487 1.5 8.0	473 1.6 2.6	1014 4.7 5.5	1014 4.7 5.5	17632 1.2 95.3	- - -	861 1.3 4.7	- - -		
PERSONAL	166341 10.2 100.0	155593 12.1 93.5	36883 9.2 22.2	30711 18.5 18.5	9219 4.0 5.5	1529 1.5 .9	67 .2 *	565 2.6 .3	565 2.6 .3	161805 11.0 97.3	2242 4.8 1.3	4536 6.8 2.7	- - -		
FAMILY AFFAIRS: E.G. VISITING FRIENDS OR RELATIVES, WEDDINGS, FUNERALS, ETC.	150585 9.3 100.0	139837 10.8 92.9	34529 20.9 22.9	30711 18.5 20.4	9219 4.0 6.1	1529 1.5 1.0	67 .2 *	565 2.6 .4	565 2.6 .4	146157 9.9 97.1	2242 4.8 1.5	4428 6.7 2.9	- - -		
ERRANDS: E.G. SHOPPING, BANKING, DOCTOR, ETC.	16321 1.0 100.0	15756 1.2 96.5	2354 1.4 14.4	- - -	- - -	565 .6 3.5	- - -	565 2.6 3.5	565 2.6 3.5	16213 1.1 99.3	565 1.2 3.5	108 .2 .7	- - -		
PLEASURE	1236004 76.0 100.0	947295 73.4 76.6	749149 78.1 60.6	109035 65.7 8.8	195757 84.1 15.8	91822 90.9 7.4	28372 93.5 2.3	16040 74.9 1.3	16040 74.9 1.3	1092257 74.2 88.4	43355 92.7 3.5	56009 84.2 4.5	87739 100.0 7.1		
VACATION	953075 58.6 100.0	668206 51.8 70.1	492721 51.8 52.2	95216 57.4 10.0	192797 82.8 20.2	90942 90.1 9.5	28372 93.5 3.0	16040 74.9 1.7	16040 74.9 1.7	810405 55.1 85.0	39922 85.4 4.2	54932 82.6 5.8	87739 100.0 9.2		
RECREATIONAL DAY USE	272370 16.8 100.0	268529 20.8 98.6	243895 25.4 89.5	13819 8.3 5.1	2961 1.3 1.1	880 .9 .3	- - -	- - -	- - -	271293 18.4 99.6	2619 5.6 1.0	1077 1.6 .4	- - -		

Continued

Q.6C MAIN PURPOSE OF PARKS PORTION OF TRIP
 BASE: PARTY VISITS
 BY PLACE OF RESIDENCE, MODE OF ENTRY

	=====PLACE OF RESIDENCE=====										=====OTHER COUNTRY=====					=====MODE OF ENTRY=====		
	TOTAL	ALBERTA	B.C.	OTHER CANADA	U.S.A.	TOTAL OTHER	JAPAN	WEST GERMANY	ANY PRIVATE VEHICLE	R.V.	SCHEDULED BUS, TRAIN	CHARTER						
VISIT VACATION HOME	11688	8759	2888	-	-	40	40	-	11647	814	40	-						
	.7	.9	1.7	*			.1		.8	1.7	.1							
	100.0	74.9	24.7	.3		.3	.3		99.7	7.0	.3							
JUST PASSING THROUGH	104313	52764	28138	17057	6353	-	-	-	102611	254	1701	-						
	6.4	5.5	17.0	10.3	2.7				7.0	.5	2.6							
	100.0	93.9	50.6	16.4	6.1				98.4	.2	1.6							
NOT STATED	31932	12916	4231	1454	8455	4877	156	3788	30841	921	1091	-						
	2.0	1.3	2.6	.9	3.6	4.8	.5	17.7	2.1	2.0	1.6							
	100.0	58.3	13.2	4.6	26.5	15.3	.5	11.9	96.6	2.9	3.4							

Q.6C MAIN PURPOSE OF PARKS PORTION OF TRIP

BASE: PARTY VISITS
 BY PARKS AS MAIN DESTINATION OF ENTIRE TRIP, LENGTH OF STAY, ACCOMMODATION TYPE(S) USED, SEASON

	PARKS MAIN										=====ACCOMMODATION TYPE=====				=====SEASON=====			
	TOTAL	YES	NO	SAME-DAY OVERNIGHT	ANY ROOFED	HOTEL, MOTEL, LODGE	ALL OTHER LODGE	TRAILER, CAMPING	ANY TRAILER, CAMPING	OWN VACATION HOME, VFR	SUMMER	FALL	WINTER	SPRING				
TOTAL PARTY VISITS (ACTUAL)	2351 100.0	1325 56.4	1016 43.2	770 32.8	1581 67.2	1093 46.5	117 5.0	380 16.2	65 2.8	1189 50.6	378 16.1	390 16.6	394 16.8					
TOTAL PARTY VISITS (WEIGHTED)	1625480 100.0	1019367 62.7	603627 37.1	690711 42.5	936769 57.5	634404 39.0	62306 3.8	210624 13.0	57608 3.5	611990 37.6	180120 11.1	593158 36.5	240212 14.8					
BUSINESS	99652 6.1 100.0	83661 8.2 83.8	16191 2.7 16.2	17786 2.6 17.8	81866 8.8 82.2	74528 11.7 74.8	3331 5.3 3.3	1824 9 1.8	3065 5.3 3.1	16930 2.8 17.0	16311 9.1 16.4	45958 7.7 46.1	20453 8.5 20.5					
ATTEND A SPECIAL MEETING LIKE A CONFERENCE, CONVENTION, SEMINAR OR TRADE SHOW	85322 5.2 100.0	75145 7.4 88.1	10177 1.7 11.9	10570 1.5 12.4	74752 8.0 87.6	69975 11.0 82.0	3095 5.0 3.6	615 3 7	1510 2.6 1.8	13529 2.2 15.9	14228 7.9 16.7	43048 7.3 50.5	14518 6.0 17.0					
OTHER BUSINESS	18493 1.1 100.0	8316 8 45.0	10177 1.7 55.0	6030 9 32.6	12463 1.3 67.4	10565 1.7 57.1	237 4 1.3	- - -	1751 3.0 9.5	4836 8 26.1	1627 9 8.8	5646 1.0 30.5	6385 2.7 34.5					
PERSONAL	166341 10.2 100.0	79375 7.8 47.7	86903 14.4 52.2	87253 12.6 52.5	79088 8.5 47.5	36038 5.7 21.7	6642 10.7 4.0	8345 4.0 5.0	32622 56.6 19.6	53567 8.8 32.2	14397 8.0 8.7	73588 12.4 44.2	24789 10.3 14.9					
FAMILY AFFAIRS: E.G. VISITING FRIENDS OR RELATIVES, WEDDINGS, FUNERALS, ETC.	150585 9.3 100.0	66279 6.5 44.0	84244 14.0 55.9	72092 10.4 47.9	78493 8.4 52.1	36038 5.7 23.9	6642 10.7 4.4	7787 3.7 5.2	32585 56.6 21.6	48506 7.9 32.2	11995 6.7 8.0	66891 11.3 44.4	23193 9.7 15.4					
ERRANDS: E.G. SHOPPING, BANKING, DOCTOR, ETC.	16321 1.0 100.0	13662 1.3 83.7	2659 4 16.3	15161 2.2 92.9	1160 1 7.1	- 5 6.9	- - -	1123 - -	37 1 2	5626 9 34.5	2402 1.3 14.7	6698 1.1 41.0	1596 7 9.8					
PLEASURE	1236004 76.0 100.0	856968 84.1 69.3	376740 62.4 30.5	491619 71.2 39.8	744386 79.6 60.2	499206 78.7 40.4	52237 83.8 4.2	199030 94.5 16.1	22050 38.3 1.8	514844 84.1 41.7	138329 76.8 11.2	397073 66.9 32.1	183759 77.3 15.0					
VACATION	953075 58.6 100.0	633683 62.2 66.5	318105 52.7 33.4	209856 30.4 22.0	743219 79.5 78.0	498593 78.6 52.3	52237 83.8 5.5	199030 94.5 20.9	21497 37.3 2.3	456145 74.5 47.9	103244 57.3 10.8	272711 46.0 28.6	120974 50.4 12.7					
RECREATIONAL DAY USE	272370 16.8 100.0	221577 21.7 81.4	49784 8.2 18.3	272370 39.4 100.0	- - -	- - -	- - -	- - -	- - -	51699 8.4 19.0	32274 17.9 11.8	125138 21.1 45.9	63259 26.3 23.2					

Q.6C MAIN PURPOSE OF PARKS PORTION OF TRIP

BASE: PARTY VISITS

BY TYPE OF EXPENDITURE, OVERALL RATING OF PARKS VISIT

	=====PARTY EXPENDITURE=====				=====OVERALL RATING=====				=PARTY COMPOSITION=		
	DIRECT EXPENDITURE ONLY	ANY PRE-PAID EXPENDITURE	PACKAGE	PREPARED PACKAGE	TOTAL	EXCELLENT	VERY GOOD	GOOD, FAIR, POOR	ADULTS ONLY	ANY UNDER 16	
TOTAL PARTY VISITS (ACTUAL)	2351	1818	464	383	1210	688	358	1932	419	17.8	
TOTAL PARTY VISITS (WEIGHTED)	1625480	1346369	227809	125621	736009	558266	276200	1284126	341354	21.0	
BUSINESS	99652	56348	41593	15956	49683	36900	11942	87740	11912	3.5	
	6.1	4.2	18.3	12.7	6.8	6.6	4.3	6.8	88.0	12.0	
	100.0	56.5	41.7	16.0	49.9	37.0	12.0	88.0	12.0		
ATTEND A SPECIAL MEETING LIKE A CONFERENCE, CONVENTION, SEMINAR OR TRADE SHOW	85322	42595	41016	15423	39598	36208	8563	74200	11123	3.3	
	5.2	3.2	18.0	12.3	5.4	6.5	3.1	5.8	87.0	13.0	
	100.0	49.9	48.1	18.1	46.4	42.4	10.0	87.0	13.0		
OTHER BUSINESS	18493	11388	5394	2296	10879	3768	3847	12321	6172	1.8	
	1.1	.8	2.4	1.8	1.5	.7	1.4	1.0	66.6	33.4	
	100.0	61.6	29.2	12.4	58.8	20.4	20.8	81.1	18.9		
PERSONAL	166341	155988	4238	3291	62474	62426	28406	134859	31481	9.2	
	10.2	11.6	1.9	2.6	8.5	11.2	10.3	10.5	8.9	20.1	
	100.0	93.8	2.5	2.0	37.6	37.5	17.1	81.1	18.9		
FAMILY AFFAIRS: E.G. VISITING FRIENDS OR RELATIVES, WEDDINGS, FUNERALS, ETC.	150585	140232	4238	3291	50336	61800	26380	120274	30311	8.9	
	9.3	10.4	1.9	2.6	6.8	11.1	9.6	9.4	79.9	20.1	
	100.0	93.1	2.8	2.2	33.4	41.0	17.5	79.9	20.1		
ERRANDS: E.G. SHOPPING, BANKING, DOCTOR, ETC.	16321	16321	-	-	12703	625	2025	14585	1735	.5	
	1.0	1.2	-	-	1.7	.1	.7	1.1	10.6		
	100.0	100.0	-	-	77.8	3.8	12.4	89.4	10.6		
PLEASURE	1236004	1029452	183288	107684	592599	395768	218412	962695	273310	80.1	
	76.0	76.5	80.5	85.7	80.5	79.1	75.0	75.0	80.1	22.1	
	100.0	83.3	14.8	8.7	47.9	32.0	17.7	77.9	22.1		
VACATION	953075	783790	152935	105688	479797	321877	128070	745470	207605	60.8	
	58.6	58.2	67.1	84.1	65.2	57.7	46.4	58.1	60.8	21.8	
	100.0	82.2	16.0	11.1	50.3	33.8	13.4	78.2	21.8		
RECREATIONAL DAY USE	272370	235103	30353	1997	104830	71857	89788	210313	62058	18.2	
	16.8	17.5	13.3	1.6	14.2	12.9	32.5	16.4	18.2	22.8	
	100.0	86.3	11.1	.7	38.5	26.4	33.0	77.2	22.8		

Continued

Q.6C MAIN PURPOSE OF PARKS PORTION OF TRIP
 BASE: PARTY VISITS
 BY TYPE OF EXPENDITURE, OVERALL RATING OF PARKS VISIT

	=====PARTY EXPENDITURE=====		=====OVERALL RATING=====				=PARTY COMPOSITION=		
	TOTAL	DIRECT EXPENDITURE ONLY	ANY PRE-PAID EXPENDITURE	PREPAID PACKAGE	EXCELLENT	VERY GOOD	GOOD, FAIR, POOR	ADULTS ONLY	ANY UNDER 16
VISIT VACATION HOME	11688	11688	-	-	7972	2810	865	7729	3959
	.7	.9			1.1	.5	.3	.6	1.2
	100.0	100.0			68.2	24.0	7.4	66.1	33.9
JUST PASSING THROUGH	104313	85223	-	-	27297	50279	15580	81372	22941
	6.4	6.3			3.7	9.0	5.6	6.3	6.7
	100.0	81.7			26.2	48.2	14.9	78.0	22.0
NOT STATED	31932	30796	14	14	12438	15661	3153	26405	5527
	2.0	2.3	*	*	1.7	2.8	1.1	2.1	1.6
	100.0	96.4	*	*	39.0	49.0	9.9	82.7	17.3

Q.6C MAIN PURPOSE OF PARKS PORTION OF TRIP
 BASE: PERSON VISITORS
 BY SPECIFIC PARKS, MAIN PURPOSE OF PARKS VISIT

=====ALBERTA PARKS===== B. C. PARKS===== MAIN PURPOSE OF PARKS VISIT=====

	TOTAL	ANY	BANFF	JASPER	ANY	YOHO	KOOTENAY	BUSINESS	PERSONAL	VACATION, RECREAT'L DAY-USE	
TOTAL PERSON VISITORS (ACTUAL)	2351 100.0	2270 96.6	1738 73.9	1325 56.4	538 22.9	343 14.6	273 11.6	116 4.9	224 9.5	1624 69.1	259 11.0
TOTAL PERSON VISITORS (WEIGHTED)	4084004 100.0	3898614 95.5	3167517 77.6	1598918 39.2	748328 18.3	425601 10.4	424721 10.4	249161 6.1	425934 10.4	2437324 59.7	664556 16.3
BUSINESS	249161 6.1 100.0	232502 6.0 93.3	217681 6.9 87.4	73940 4.6 29.7	24004 3.2 9.6	21062 4.9 8.5	2941 .7 1.2	249161 100.0 100.0	7187 1.7 2.9	14479 .6 5.8	5617 .8 2.3
ATTEND A SPECIAL MEETING LIKE A CONFERENCE, CONVENTION, SEMINAR OR TRADE SHOW	222028 5.4 100.0	205717 5.3 92.7	196400 6.2 88.5	64113 4.0 28.9	18726 2.5 8.4	15872 3.7 7.1	2854 .7 1.3	222028 89.1 100.0	3019 .7 1.4	10954 .4 4.9	-
OTHER BUSINESS	54231 1.3 100.0	38833 1.0 71.6	34906 1.1 64.4	19522 1.2 36.0	20692 2.8 38.2	20604 4.8 38.0	88 * .2	54231 21.8 100.0	2858 .7 5.3	9674 .4 17.8	5617 .8 10.4
PERSONAL	425934 10.4 100.0	411112 10.5 96.5	305248 9.6 71.7	163537 10.2 38.4	25636 3.4 6.0	7263 1.7 1.7	18373 4.3 4.3	7187 2.9 1.7	425934 100.0 100.0	14035 .6 3.3	1668 .3 .4
FAMILY AFFAIRS: E.G. VISITING FRIENDS OR RELATIVES, WEDDINGS, FUNERALS, ETC.	398589 9.8 100.0	383767 9.8 96.3	285147 9.0 71.5	151498 9.5 38.0	25636 3.4 6.4	7263 1.7 1.8	18373 4.3 4.6	3662 1.5 .9	398589 93.6 100.0	10196 .4 2.6	1668 .3 .4
ERRANDS: E.G. SHOPPING, BANKING, DOCTOR, ETC.	29606 .7 100.0	29606 .8 100.0	22361 .7 75.5	12039 .8 40.7	2261 .3 7.6	-	2261 .5 7.6	3525 1.4 11.9	29606 7.0 100.0	3839 .2 13.0	-
PLEASURE	3098748 75.9 100.0	2955812 75.8 95.4	2413438 76.2 77.9	1228995 76.9 39.7	669479 89.5 21.6	373867 87.8 12.1	390582 92.0 12.6	20096 8.1 .6	15703 3.7 .5	2437324 100.0 78.7	664556 100.0 21.4
VACATION	2399516 58.8 100.0	2267674 58.2 94.5	1841833 58.1 76.8	1067201 66.7 44.5	609249 81.4 25.4	331896 78.0 13.8	372322 87.7 15.5	10954 4.4 .5	10511 2.5 .4	2399516 98.4 100.0	3132 .5 .1
RECREATIONAL DAY USE	664556 16.3 100.0	658600 16.9 99.1	549122 17.3 82.6	146056 9.1 22.0	50189 6.7 7.6	40343 9.5 6.1	9846 2.3 1.5	5617 2.3 .8	1668 .4 .3	3132 .1 .5	664556 100.0 100.0

Continued

Q.6C MAIN PURPOSE OF PARKS PORTION OF TRIP
 BASE: PERSON VISITORS
 BY SPECIFIC PARKS, MAIN PURPOSE OF PARKS VISIT

=====ALBERTA PARKS===== B.C. PARKS===== YHOHO KOOTENAY BUSINESS PERSONAL VAC. HOME DAY-USE
 =====MAIN PURPOSE OF PARKS VISIT=====

	TOTAL	ANY	BANFF	JASPER	ANY	YHOHO	KOOTENAY	BUSINESS	PERSONAL	VACATION,	RECREAT'L
										HOME	DAY-USE
VISIT VACATION HOME	40463	35325	25777	18393	10041	1628	8414	6180	6180	40463	-
	1.0	.9	.8	1.2	1.3	.4	2.0	2.5	1.5	1.7	
	100.0	87.3	63.7	45.5	24.8	4.0	20.8	15.3	15.3	100.0	
JUST PASSING THROUGH	270772	261043	191507	134792	18745	15155	3591	-	1012	3713	-
	6.6	6.7	6.0	8.4	2.5	3.6	.8		.2	.2	
	100.0	96.4	70.7	49.8	6.9	5.6	1.3		.4	1.4	
NOT STATED	79171	77927	69164	25569	10608	8399	9234	-	-	-	-
	1.9	2.0	2.2	1.6	1.4	2.0	2.2				
	100.0	98.4	87.4	32.3	13.4	10.6	11.7				

Q.6C MAIN PURPOSE OF PARKS PORTION OF TRIP

BASE: PERSON VISITORS
BY PLACE OF RESIDENCE, MODE OF ENTRY

	=====PLACE OF RESIDENCE=====										=====OTHER COUNTRY=====			=====MODE OF ENTRY=====			
	TOTAL	TOTAL CANADA	ALBERTA	B.C.	OTHER CANADA	U.S.A.	TOTAL OTHER	JAPAN	WEST GERMANY	ANY PRIVATE VEHICLE	R.V. BUS, TRAIN	SCHEDULED	CHARTER				
TOTAL PERSON VISITORS (ACTUAL)	2351	1532	932	346	254	515	302	140	26	1700	74	318	333				
	100.0	65.2	39.6	14.7	10.8	21.9	12.8	6.0	1.1	72.3	3.1	13.5	14.2				
TOTAL PERSON VISITORS (WEIGHTED)	4084004	3276659	2405079	395658	475921	574763	228355	51473	57134	3777711	139339	116519	189773				
	100.0	80.2	58.9	9.7	11.7	14.1	5.6	1.3	1.4	92.5	3.4	2.9	4.6				
BUSINESS	249161	204119	150764	31374	21980	42142	2900	872	2028	242857	-	6303	-				
	6.1	6.2	6.3	7.9	4.6	7.3	1.3	1.7	3.5	6.4	-	5.4	-				
	100.0	81.9	60.5	12.6	8.8	16.9	1.2	.3	.8	97.5	-	2.5	-				
ATTEND A SPECIAL MEETING LIKE A CONFERENCE, CONVENTION, SEMINAR OR TRADE SHOW	222028	180870	139046	22042	19782	38968	2190	162	2028	217014	-	5014	-				
	5.4	5.5	5.8	5.6	4.2	6.8	1.0	.3	3.5	5.7	-	4.3	-				
	100.0	81.5	62.6	9.9	8.9	17.6	1.0	.1	.9	97.7	-	2.3	-				
OTHER BUSINESS	54231	43706	26037	17465	205	7787	2738	710	2028	52869	-	1362	-				
	1.3	1.3	1.1	4.4	*	1.4	1.2	1.4	3.5	1.4	-	1.2	-				
	100.0	80.6	48.0	32.2	.4	14.4	5.0	1.3	3.7	97.5	-	2.5	-				
PERSONAL	425934	377769	199502	83753	94514	40731	7434	431	2261	418583	6641	7351	-				
	10.4	11.5	8.3	21.2	19.9	7.1	3.3	.8	4.0	11.1	4.8	6.3	-				
	100.0	88.7	46.8	19.7	22.2	9.6	1.7	.1	.5	98.3	1.6	1.7	-				
FAMILY AFFAIRS: E.G. VISITING FRIENDS OR RELATIVES, WEDDINGS, FUNERALS, ETC.	398589	350423	177239	78670	94514	40731	7434	431	2261	391417	6641	7172	-				
	9.8	10.7	7.4	19.9	19.9	7.1	3.3	.8	4.0	10.4	4.8	6.2	-				
	100.0	87.9	44.5	19.7	23.7	10.2	1.9	.1	.6	98.2	1.7	1.8	-				
ERRANDS: E.G. SHOPPING, BANKING, DOCTOR, ETC.	29606	27345	22263	5082	-	-	2261	-	2261	29427	2261	179	-				
	.7	.8	.9	1.3	-	-	1.0	-	4.0	.8	1.6	.2	-				
	100.0	92.4	75.2	17.2	-	-	7.6	-	7.6	99.4	7.6	.6	-				
PLEASURE	3098748	2427507	1889385	227004	311117	459937	207076	48588	45271	2810282	128565	98693	189773				
	75.9	74.1	78.6	57.4	65.4	80.0	90.7	94.4	79.2	74.4	92.3	84.7	100.0				
	100.0	78.3	61.0	7.3	10.0	14.8	6.7	1.6	1.5	90.7	4.1	3.2	6.1				
VACATION	2399516	1738227	1268053	193245	276929	451746	205316	48588	45271	2112506	114174	97237	189773				
	58.8	53.0	52.7	48.8	58.2	78.6	89.9	94.4	79.2	55.9	81.9	83.5	100.0				
	100.0	72.4	52.8	8.1	11.5	18.8	8.6	2.0	1.9	88.0	4.8	4.1	7.9				
RECREATIONAL DAY USE	664556	654605	591810	28607	34188	8191	1760	-	-	663100	12764	1456	-				
	16.3	20.0	24.6	7.2	7.2	1.4	.8	-	-	17.6	9.2	1.2	-				
	100.0	98.5	89.1	4.3	5.1	1.2	.3	-	-	99.8	1.9	.2	-				

Continued

Q.6C MAIN PURPOSE OF PARKS PORTION OF TRIP
 BASE: PERSON VISITORS
 BY PLACE OF RESIDENCE, MODE OF ENTRY

	=====PLACE OF RESIDENCE=====										=====OTHER COUNTRY=====				=====MODE OF ENTRY=====		
	TOTAL	TOTAL CANADA	ALBERTA	B.C.	OTHER CANADA	U.S.A.	TOTAL OTHER	JAPAN	WEST GERMANY	ANY PRIVATE VEHICLE	R.V. BUS, TRAIN	SCHEDULED	CHARTER				
VISIT VACATION HOME	40463	40301	32655	7646	-	-	162	162	-	40301	1628	162	-				
	1.0	1.2	1.4	1.9			.1	.3		1.1	1.2	.1					
	100.0	99.6	80.7	18.9			.4	.4		99.6	4.0	.4					
JUST PASSING THROUGH	270772	251263	140664	67563	43036	19510	-	-	-	267717	1525	3055	-				
	6.6	7.7	5.8	17.1	9.0	3.4				7.1	1.1	2.6					
	100.0	92.8	51.9	25.0	15.9	7.2				98.9	.6	1.1					
NOT STATED	79171	51830	36268	10289	5273	17822	9518	156	7575	77421	2607	1749	-				
	1.9	1.6	1.5	2.6	1.1	3.1	4.2	.3	13.3	2.0	1.9	1.5					
	100.0	65.5	45.8	13.0	6.7	22.5	12.0	.2	9.6	97.8	3.3	2.2					

Q.6C MAIN PURPOSE OF PARKS PORTION OF TRIP
 BASE: PERSON VISITORS
 BY PARKS AS MAIN DESTINATION OF ENTIRE TRIP, LENGTH OF STAY, ACCOMMODATION TYPE(S) USED, SEASON

	PARKS MAIN										SEASON			
	TOTAL	YES	NO	SAME-DAY	OVERNIGHT	ANY ROOFED	HOTEL, LODGE	MOTEL, ALL OTHER ROOFED	TRAILER, CAMPING	ANY VACATION HOME, VFR	OWN	SUMMER	FALL	WINTER
TOTAL PERSON VISITORS (ACTUAL)	2351	1325	1016	770	1581	1177	1093	117	380	65	1189	378	390	394
	100.0	56.4	43.2	32.8	67.2	50.1	46.5	5.0	16.2	2.8	50.6	16.1	16.6	16.8
TOTAL PERSON VISITORS (WEIGHTED)	4084.004	2484.685	1591502	1795974	2288029	1684147	1581280	135876	527696	122086	1646096	391827	1441483	604597
	100.0	60.8	39.0	44.0	56.0	41.2	38.7	3.3	12.9	3.0	40.3	9.6	35.3	14.8
BUSINESS	249161	200549	48612	37723	211438	201399	194767	6794	2856	10199	55725	44022	103094	46320
	6.1	8.1	3.1	2.1	9.2	12.0	12.3	5.0	.5	8.4	3.4	11.2	7.2	7.7
	100.0	80.5	19.5	15.1	84.9	80.8	78.2	2.7	1.1	4.1	22.4	17.7	41.4	18.6
ATTEND A SPECIAL MEETING LIKE A CONFERENCE, CONVENTION, SEMINAR OR TRADE SHOW	222028	184173	37855	22288	199740	193556	187397	6321	1231	5771	48398	41659	99838	32132
	5.4	7.4	2.4	1.2	8.7	11.5	11.9	4.7	.2	4.7	2.9	10.6	6.9	5.3
	100.0	83.0	17.0	10.0	90.0	87.2	84.4	2.8	.6	2.6	21.8	18.8	45.0	14.5
OTHER BUSINESS	54231	16376	37855	16897	37333	31273	30799	473	-	6149	15370	2160	18010	18691
	1.3	.7	2.4	.9	1.6	1.9	1.9	.3		5.0	.9	.6	1.2	3.1
	100.0	30.2	69.8	31.2	68.8	57.7	56.8	.9		11.3	28.3	4.0	33.2	34.5
PERSONAL	425934	179984	245888	226781	199153	124664	116775	8052	20761	81135	146087	32156	198578	49113
	10.4	7.2	15.5	12.6	8.7	7.4	7.4	5.9	3.9	66.5	8.9	8.2	13.8	8.1
	100.0	42.3	57.7	53.2	46.8	29.3	27.4	1.9	4.9	19.0	34.3	7.5	46.6	11.5
FAMILY AFFAIRS: E.G. VISITING FRIENDS OR RELATIVES, WEDDINGS, FUNERALS, ETC.	398589	159395	239132	200588	198001	124664	116775	8052	19645	81098	132690	27564	191825	46510
	9.8	6.4	15.0	11.2	8.7	7.4	7.4	5.9	3.7	66.4	8.1	7.0	13.3	7.7
	100.0	40.0	60.0	50.3	49.7	31.3	29.3	2.0	4.9	20.3	33.3	6.9	48.1	11.7
ERRANDS: E.G. SHOPPING, BANKING, DOCTOR, ETC.	29606	22850	6756	26192	3413	-	-	-	3376	37	15657	4592	6753	2603
	.7	.9	.4	1.5	.1				.6	*	1.0	1.2	.5	.4
	100.0	77.2	22.8	88.5	11.5				11.4	.1	52.9	15.5	22.8	8.8
PLEASURE	3098748	2109538	981584	1296342	1802405	1292486	1204223	121143	501623	31102	1369189	291611	946148	491800
	75.9	84.9	61.7	72.2	78.8	76.7	76.2	89.2	95.1	25.5	83.2	74.4	65.6	81.3
	100.0	68.1	31.7	41.8	58.2	41.7	38.9	3.9	16.2	1.0	44.2	9.4	30.5	15.9
VACATION	2399516	1582819	812981	603121	1796395	1287582	1199320	121143	501623	29995	1209489	213370	651168	325489
	58.8	63.7	51.1	33.6	78.5	76.5	75.8	89.2	95.1	24.6	73.5	54.5	45.2	53.8
	100.0	66.0	33.9	25.1	74.9	53.7	50.0	5.0	20.9	1.3	50.4	8.9	27.1	13.6
RECREATIONAL DAY USE	664556	518566	142081	664556	-	-	-	-	-	-	131671	72620	298112	162153
	16.3	20.9	8.9	37.0	-	-	-	-	-	-	8.0	18.5	20.7	26.8
	100.0	78.0	21.4	100.0	-	-	-	-	-	-	19.8	10.9	44.9	24.4

Q.6C MAIN PURPOSE OF PARKS PORTION OF TRIP

BASE: PERSON VISITORS
 BY PARKS AS MAIN DESTINATION OF ENTIRE TRIP, LENGTH OF STAY, ACCOMMODATION TYPE(S) USED, SEASON

TOTAL	YES	NO	SAME-DAY OVERNIGHT	ACCOMMODATION TYPE										SEASON			
				HOTEL,			ANY TRAILER,			OWN			SUMMER	FALL	WINTER	SPRING	
				ROOFED	LODGE	ALL OTHER	ROOFED	CAMPING	HOME, VFR	ROOFED	TRAILER	VACATION					
40463	11446	29017	34291	6172	5066	5066	162	-	-	1107	30684	5621	-	-	4158		
1.0	.5	1.8	1.9	.3	.3	.3	.1			.9	1.9	1.4			.7		
100.0	28.3	71.7	84.7	15.3	12.5	12.5	.4			2.7	75.8	13.9			10.3		
270772	1012	269760	205308	65464	61519	61519	-	3945	-	-	54261	22016	178887	15608			
6.6	*	17.0	11.4	2.9	3.7	3.9		.7			3.3	5.6	12.4	2.6			
100.0	.4	99.6	75.8	24.2	22.7	22.7		1.5			20.0	8.1	66.1	5.8			
79171	8277	70764	53458	25713	13007	12924	211	5148	229	49119	2625	17088	10338				
1.9	.3	4.4	3.0	1.1	.8	.8	.2	1.0	.2	3.0	.7	1.2	1.7				
100.0	10.5	89.4	67.5	32.5	16.4	16.3	.3	6.5	.3	62.0	3.3	21.6	13.1				

Q.6C MAIN PURPOSE OF PARKS PORTION OF TRIP

BASE: PERSON VISITORS
BY AGE, SEX, OCCUPATION

	=====AGE=====					=====SEX=====		=====OCCUPATION=====				
	TOTAL	16-24 YEARS	25-34 YEARS	35-54 YEARS	55+ YEARS	MALE	FEMALE	PROFES- SIONAL, EXECUTIVE ,MANAGER	OTHER WHITE COLLAR	SKILLED UNSKILLED LABOUR	NOT IN LABOUR FORCE	
TOTAL PERSON VISITORS (ACTUAL)	2351 100.0	260 11.1	601 25.6	802 34.1	616 26.2	1387 59.0	908 38.6	752 32.0	515 21.9	446 19.0	533 22.7	
TOTAL PERSON VISITORS (WEIGHTED)	4084004 100.0	358064 8.8	1074926 26.3	1776183 43.5	788422 19.3	2414653 59.1	1633241 40.0	1470245 36.0	1024787 25.1	735510 18.0	760575 18.6	
BUSINESS	249161 6.1 100.0	11911 3.3 4.8	38890 3.6 15.6	123050 6.9 49.4	75309 9.6 30.2	167442 6.9 67.2	81482 5.0 32.7	119437 8.1 47.9	90083 8.8 36.2	25001 3.4 10.0	12389 1.6 5.0	
ATTEND A SPECIAL MEETING LIKE A CONFERENCE, CONVENTION, SEMINAR OR TRADE SHOW	222028 5.4 100.0	5339 1.5 2.4	33476 3.1 15.1	112064 6.3 50.5	71149 9.0 32.0	146944 6.1 66.2	75084 4.6 33.8	114338 7.8 51.5	77045 7.5 34.7	18772 2.6 8.5	9622 1.3 4.3	
OTHER BUSINESS	54231 1.3 100.0	8051 2.2 14.8	4060 1.4 7.5	24316 1.4 44.8	17804 2.3 32.8	29171 1.2 53.8	24823 1.5 45.8	14018 1.0 25.8	27494 2.7 50.7	3556 1.5 6.6	9162 1.2 16.9	
PERSONAL	425934 10.4 100.0	43856 12.2 10.3	90746 8.4 21.3	169318 9.5 39.8	104223 13.2 24.5	186289 7.7 43.7	234364 14.3 55.0	165884 11.3 38.9	70787 6.9 16.6	87214 11.9 20.5	86200 11.3 20.2	
FAMILY AFFAIRS: E.G. VISITING FRIENDS OR RELATIVES, WEDDINGS, FUNERALS, ETC.	398589 9.8 100.0	37595 10.5 9.4	82019 7.6 20.6	158452 8.9 39.8	103046 13.1 25.9	174657 7.2 43.8	218930 13.4 54.9	156212 10.6 39.2	58903 5.7 14.8	84815 11.5 21.3	83088 10.9 20.8	
ERRANDS: E.G. SHOPPING, BANKING, DOCTOR, ETC.	29606 0.7 100.0	6261 1.7 21.1	8727 0.8 29.5	13127 0.7 44.3	1177 0.1 4.0	11633 0.5 39.3	17695 1.1 59.8	9673 0.7 32.7	11884 1.2 40.1	4659 0.6 15.7	3112 0.4 10.5	
PLEASURE	3098748 75.9 100.0	270383 75.5 8.7	908865 84.6 29.3	1323157 74.5 42.7	527412 66.9 17.0	1899462 78.7 61.3	1168415 71.5 37.7	1098514 74.7 35.5	785681 76.7 25.4	565758 76.9 18.3	576045 75.7 18.6	
VACATION	2399516 58.8 100.0	213331 59.6 8.9	661187 61.5 27.6	1035518 58.3 43.2	426926 54.1 17.8	1496061 62.0 62.3	881391 54.0 36.7	900358 61.2 37.5	545610 53.2 22.7	429035 58.3 17.9	456054 60.0 19.0	
RECREATIONAL DAY USE	664556 16.3 100.0	56798 15.9 8.5	222322 20.7 33.5	284195 16.0 42.8	94865 12.0 14.3	389183 16.1 58.6	266567 16.3 40.1	197050 13.4 29.7	233495 22.8 35.1	127336 17.3 19.2	102385 13.5 15.4	

Continued

Q.6C MAIN PURPOSE OF PARKS PORTION OF TRIP
 BASE: PERSON VISITORS
 BY AGE, SEX, OCCUPATION

	=====AGE=====				=====SEX=====		=====OCCUPATION=====				
	16-24 YEARS	25-34 YEARS	35-54 YEARS	55+ YEARS	MALE	FEMALE	PROFES- SIONAL, EXECUTIVE ,MANAGER	OTHER WHITE COLLAR	SKILLED LABOUR	NOT IN LABOUR FORCE	
VISIT VACATION HOME	40463	25356	6576	8277	17350	23113	1268	9070	12518	17606	
	1.0	.1	2.4	1.0	.7	1.4	.1	.9	1.7	2.3	
	100.0	.6	62.7	16.3	42.9	57.1	3.1	22.4	30.9	43.5	
JUST PASSING THROUGH	270772	36452	128611	74127	140447	130325	81252	77987	43058	67361	
	6.6	8.8	3.4	7.2	5.8	8.0	5.5	7.6	5.9	8.9	
	100.0	11.7	13.5	47.5	51.9	48.1	30.0	28.8	15.9	24.9	
NOT STATED	79171	4384	2797	24474	42599	36572	16225	21018	20400	20328	
	1.9	1.2	.3	3.1	1.8	2.2	1.1	2.1	2.8	2.7	
	100.0	5.5	3.5	60.0	53.8	46.2	20.5	26.5	25.8	25.7	

0.7 PARKS ENTERED, VISITED AND PASSED THROUGH
 BASE: PARTY ENTRANTS
 BY ENTRANTS/VISITORS TO SPECIFIC PARKS

	TOTAL ENTRANTS				ALBERTA PARKS				B.C. PARKS				TOTAL VISITORS				
	TOTAL	ANY	JASPER	YOHO	ANY	YOHO	KOOTENAY	TOTAL	ANY	YOHO	KOOTENAY	ANY	YOHO	KOOTENAY	ANY	YOHO	KOOTENAY
TOTAL PARTY ENTRANTS (ACTUAL)	3231	3188	2486	1710	1476	1088	582	2351	2270	1738	1325	538	343	273	538	343	273
	100.0	98.7	76.9	52.9	45.7	33.7	18.0	100.0	96.6	73.9	56.4	22.9	14.6	11.6	22.9	14.6	11.6
TOTAL PARTY ENTRANTS (WEIGHTED)	2240976	2206812	1893532	772121	1024421	691800	453053	1625480	1552155	1284447	604130	305865	175738	174205	305865	175738	174205
	100.0	98.5	84.5	34.5	45.7	30.9	20.2	100.0	95.5	79.0	37.2	18.8	10.8	10.7	18.8	10.8	10.7
VISITED BANFF ONLY	842385	842385	842385	15599	160732	102007	69305	842385	842385	842385	-	-	-	-	-	-	-
	37.6	38.2	44.5	2.0	15.7	14.7	15.3	51.8	54.3	65.6	-	-	-	-	-	-	-
	100.0	100.0	100.0	1.9	19.1	12.1	8.2	100.0	100.0	100.0	-	-	-	-	-	-	-
VISITED JASPER ONLY	260022	260022	56179	260022	30249	20330	14629	260022	260022	260022	260022	-	-	-	-	-	-
	11.6	11.8	3.0	33.7	3.0	2.9	3.2	16.0	16.8	43.0	-	-	-	-	-	-	-
	100.0	100.0	21.6	100.0	11.6	7.8	5.6	100.0	100.0	100.0	-	-	-	-	-	-	-
VISITED YOHO ONLY	23713	21573	21573	1031	23713	23713	1375	23713	-	-	-	23713	23713	-	23713	23713	-
	1.1	1.0	1.1	1.1	2.3	3.4	3.3	1.5	-	-	-	7.8	13.5	-	7.8	13.5	-
	100.0	91.0	91.0	4.3	100.0	100.0	5.8	100.0	-	-	-	100.0	100.0	-	100.0	100.0	-
VISITED KOOTENAY ONLY	48753	37419	37419	3282	48753	3881	48753	48753	-	-	-	48753	-	48753	-	-	48753
	2.2	1.7	2.0	4.8	4.8	6	10.8	3.0	-	-	-	15.9	-	28.0	-	-	28.0
	100.0	76.8	76.8	6.7	100.0	8.0	100.0	100.0	-	-	-	100.0	-	100.0	-	-	100.0
VISITED BANFF & JASPER ONLY	217208	217208	216145	217144	76855	52205	35209	217208	217208	217208	217208	-	-	-	-	-	-
	9.7	9.8	11.4	28.1	7.5	7.5	7.8	13.4	14.0	16.9	36.0	-	-	-	-	-	-
	100.0	100.0	99.5	100.0	35.4	24.0	16.2	100.0	100.0	100.0	100.0	-	-	-	-	-	-
VISITED YOHO & KOOTENAY ONLY	859	859	859	297	859	859	563	859	-	-	-	859	859	859	859	859	859
	100.0	100.0	100.0	34.5	100.0	100.0	65.5	100.0	-	-	-	3	5	5	3	5	5
	100.0	100.0	100.0	100.0	100.0	100.0	100.0	100.0	-	-	-	100.0	100.0	100.0	100.0	100.0	100.0
VISITED BANFF & YOHO ONLY	51062	51062	51062	33	51062	51062	3388	51062	51062	51062	51062	-	51062	-	51062	51062	-
	2.3	2.3	2.7	*	5.0	7.4	7.7	3.1	3.3	4.0	-	16.7	29.1	-	16.7	29.1	-
	100.0	100.0	100.0	.1	100.0	100.0	6.6	100.0	100.0	100.0	-	100.0	100.0	-	100.0	100.0	-
VISITED BANFF & KOOTENAY ONLY	39865	39865	39865	1657	39865	9860	39865	39865	39865	39865	39865	-	-	39865	-	-	39865
	1.8	1.8	2.1	2.2	3.9	1.4	8.8	2.5	2.6	3.1	-	13.0	-	22.9	-	-	22.9
	100.0	100.0	100.0	4.2	100.0	24.7	100.0	100.0	100.0	100.0	-	100.0	-	100.0	-	-	100.0
VISITED JASPER & YOHO ONLY	4016	4016	4016	4016	4016	4016	-	4016	4016	4016	4016	-	4016	-	4016	4016	-
	2	2	2	5	4	6	-	2	3	3	7	-	2	-	3	2	-
	100.0	100.0	100.0	100.0	100.0	100.0	-	100.0	100.0	100.0	100.0	-	100.0	-	100.0	100.0	-
VISITED JASPER & KOOTENAY ONLY	3488	3488	2575	3488	3488	342	3488	3488	3488	3488	3488	-	3488	-	3488	3488	-
	2	2	1	5	3	*	8	2	2	2	6	-	1	-	1	1	-
	100.0	100.0	73.8	100.0	100.0	9.8	100.0	100.0	100.0	100.0	100.0	-	100.0	-	100.0	100.0	-

Continued

Q.7 PARKS ENTERED, VISITED AND PASSED-THROUGH
 BASE: PARTY ENTRANTS
 BY ENTRANTS/VISITORS TO SPECIFIC PARKS

	TOTAL				ALBERTA PARKS				B.C. PARKS				TOTAL VISITORS				
	ANY	BANFF	JASPER	YOHO	ANY	BANFF	JASPER	YOHO	ANY	BANFF	JASPER	YOHO	ANY	BANFF	JASPER	YOHO	KOOTENAY
VISITED BANFF & JASPER & YOHO ONLY	52869	2869	52869	2669	52869	2869	52869	2669	52869	2869	52869	2669	52869	2869	52869	2669	-
	2.4	2.8	6.8	7.6	5.2	7.6	5.0	7.6	3.3	4.1	8.8	3.0	17.3	4.1	8.8	30.1	-
	100.0	100.0	100.0	100.0	100.0	100.0	100.0	100.0	100.0	100.0	100.0	100.0	100.0	100.0	100.0	100.0	100.0
VISITED BANFF & JASPER & KOOTENAY ONLY	38021	38021	38021	37908	37908	38021	38021	37908	38021	38021	38021	38021	38021	38021	38021	38021	38021
	1.7	1.7	2.0	4.9	3.7	5	8.4	2.3	2.4	3.0	6.3	12.4	12.4	3.0	6.3	12.4	21.8
	100.0	100.0	100.0	100.0	99.7	9.5	99.7	100.0	100.0	100.0	100.0	100.0	100.0	100.0	100.0	100.0	100.0
VISITED BANFF & YOHO & KOOTENAY ONLY	14713	14713	2359	14713	14713	14713	14713	14713	14713	14713	14713	14713	14713	14713	14713	14713	14713
	7	7	3	2.1	1.4	2.1	3.2	9	9	1.1	4.8	8.4	4.8	1.1	4.8	8.4	8.4
	100.0	100.0	100.0	100.0	100.0	100.0	100.0	100.0	100.0	100.0	100.0	100.0	100.0	100.0	100.0	100.0	100.0
VISITED JASPER & YOHO & KOOTENAY ONLY	182	182	182	182	182	182	182	182	182	182	182	182	182	182	182	182	182
	*	*	*	*	*	*	*	*	*	*	*	*	*	*	*	*	182
	100.0	100.0	100.0	100.0	100.0	100.0	100.0	100.0	100.0	100.0	100.0	100.0	100.0	100.0	100.0	100.0	100.0
VISITED ALL PARKS	28325	28325	28325	28325	28325	28325	28325	28325	28325	28325	28325	28325	28325	28325	28325	28325	28325
	1.3	1.3	1.5	4.1	2.8	4.1	6.3	1.7	1.8	2.2	4.7	9.3	9.3	2.2	4.7	16.1	16.3
	100.0	100.0	100.0	100.0	100.0	100.0	100.0	100.0	100.0	100.0	100.0	100.0	100.0	100.0	100.0	100.0	100.0
BANFF ENTRANTS (TOTAL)	1893532	1893532	458840	987702	680153	426994	1406187	1283384	1283384	1283384	398311	291478	173598	1283384	398311	291478	173598
	100.0	100.0	100.0	100.0	100.0	100.0	100.0	100.0	100.0	100.0	100.0	100.0	100.0	100.0	100.0	100.0	100.0
	100.0	100.0	100.0	24.2	52.2	35.9	22.6	100.0	95.7	91.3	28.3	20.7	12.3	91.3	28.3	20.7	11.5
VISITED BANFF	1284447	1284447	356007	462327	314637	231381	1284447	1284447	1284447	1284447	336422	224853	146968	1284447	336422	224853	146968
	67.8	67.8	77.6	46.8	46.3	54.2	91.3	100.1	95.4	100.1	84.5	77.1	84.7	100.1	84.5	77.1	84.7
	100.0	100.0	100.0	100.0	100.0	100.0	100.0	100.0	100.0	100.0	100.0	100.0	100.0	100.0	100.0	100.0	100.0
PASSED-THROUGH BANFF	610148	610148	103896	525375	365516	195614	122803	62952	62952	62952	66624	26630	4035	62952	66624	26630	4035
	32.2	32.2	22.6	53.2	53.7	45.8	8.7	4.7	4.7	4.7	15.8	22.9	25.3	4.7	15.8	22.9	25.3
	100.0	100.0	100.0	86.1	59.9	32.1	100.0	51.3	51.3	51.3	51.3	21.7	33.4	51.3	51.3	21.7	33.4
JASPER ENTRANTS (TOTAL)	772121	772121	458840	772121	198072	137053	628325	628325	628325	628325	604067	135559	89111	628325	604067	135559	89111
	100.0	100.0	100.0	100.0	100.0	100.0	100.0	100.0	100.0	100.0	100.0	100.0	100.0	100.0	100.0	100.0	100.0
	100.0	100.0	59.4	35.9	25.7	17.8	100.0	99.3	99.3	56.7	96.1	21.6	14.2	56.7	96.1	21.6	14.2
VISITED JASPER	604130	604130	398311	604067	233891	161866	122409	604130	604130	336422	604130	85391	70015	604130	336422	604130	85391
	78.2	78.2	86.8	78.2	84.5	81.7	89.3	96.1	96.9	94.5	100.0	95.8	90.2	94.5	100.0	95.8	90.2
	100.0	100.0	65.9	100.0	38.7	26.8	20.3	100.0	100.0	55.7	100.0	21.0	11.6	55.7	100.0	21.0	11.6
PASSED-THROUGH JASPER	168054	168054	60592	168054	43079	36269	14644	24258	19648	19648	19648	3720	7595	19648	19648	3720	7595
	21.8	21.8	13.2	21.8	15.6	18.3	10.7	3.9	3.2	5.5	6.4	4.2	9.8	5.5	6.4	4.2	9.8
	100.0	100.0	36.1	100.0	25.6	21.6	8.7	100.0	81.0	81.0	35.7	15.3	31.3	81.0	35.7	15.3	31.3

Continued

Q.7 PARKS ENTERED, VISITED AND PASSED-THROUGH
 BASE: PARTY ENTRANTS
 BY ENTRANTS/VISITORS TO SPECIFIC PARKS

	TOTAL ENTRANTS										TOTAL VISITORS											
	ALBERTA PARKS					B. C. PARKS					ALBERTA PARKS					B. C. PARKS						
	ANY	BANFF	JASPER	YOHO	KOOTENAY	ANY	BANFF	JASPER	YOHO	KOOTENAY	TOTAL	ANY	BANFF	JASPER	YOHO	KOOTENAY	ANY	BANFF	JASPER	YOHO	KOOTENAY	
YOHO ENTRANTS (TOTAL)	691800	681655	680153	198072	691800	691800	691800	120432	367961	339507	314637	161866	193418	175738	61759							
	100.0	100.0	100.0	100.0	100.0	100.0	100.0	100.0	100.0	100.0	100.0	100.0	100.0	100.0	100.0							
	100.0	98.5	98.3	28.6	100.0	100.0	100.0	17.4	100.0	92.3	85.5	44.0	52.6	47.8	16.8							
VISITED YOHO	175738	173598	173598	89111	175738	175738	175738	51214	175738	151166	146968	85391	175738	44078								
	25.4	25.5	25.5	45.0	25.4	25.4	25.4	42.5	47.8	44.5	46.7	52.8	90.9	71.4								
	100.0	98.8	98.8	50.7	100.0	100.0	100.0	29.1	100.0	86.0	83.6	48.6	100.0	100.0	25.1							
PASSED-THROUGH YOHO	516062	508057	506555	108961	516062	516062	516062	69219	192223	188342	167669	76475	17680	17680								
	74.6	74.5	74.5	55.0	74.6	74.6	74.6	57.5	52.2	55.5	53.3	47.2	9.1	28.6								
	100.0	98.4	98.2	21.1	100.0	100.0	100.0	13.4	100.0	98.0	87.2	39.8	9.2	9.2								
KOOTENAY ENTRANTS (TOTAL)	453053	428221	426994	137053	453053	453053	453053	453053	300369	249679	231381	122409	181227	173795								
	100.0	100.0	100.0	100.0	100.0	100.0	100.0	100.0	100.0	100.0	100.0	100.0	100.0	100.0								
	100.0	94.5	94.2	30.3	100.0	100.0	100.0	100.0	100.0	83.1	77.0	40.8	60.3	17.1	57.9							
VISITED KOOTENAY	174205	162871	161958	77610	174092	174092	174092	173795	174205	124593	120923	70015	174205	44078								
	38.5	38.0	37.9	56.6	38.4	38.4	38.4	38.4	58.0	49.9	52.3	57.2	96.1	86.1								
	100.0	93.5	93.0	44.6	99.9	99.9	99.9	99.8	100.0	71.5	69.4	40.2	100.0	25.3	100.0							
PASSED-THROUGH KOOTENAY	279258	265759	265446	59853	279258	279258	279258	279258	126574	125200	110571	52507	7432	7432								
	61.6	62.1	62.2	43.7	61.6	61.6	61.6	61.6	42.1	50.1	47.8	42.9	4.1	14.5								
	100.0	95.2	95.1	21.4	100.0	100.0	100.0	100.0	100.0	98.9	87.4	41.5	5.9	5.9								
ALBERTA PARK ENTRANTS (TOTAL)	2206812	2206812	1893532	772121	990257	681655	428221	1612006	1612006	1552155	1284447	604130	292391	173598	162871							
	100.0	100.0	100.0	100.0	100.0	100.0	100.0	100.0	100.0	100.0	100.0	100.0	100.0	100.0	100.0							
	100.0	100.0	85.8	35.0	44.9	30.9	19.4	100.0	100.0	96.3	79.7	37.5	18.1	10.8	10.1							
VISITED BANFF & NOT JASPER	948025	948025	948025	19648	266371	177641	127271	948025	948025	948025	948025	-	105639	65774	54578							
	43.0	43.0	50.1	2.5	26.9	26.1	29.7	58.8	58.8	61.1	73.8	36.1	36.1	37.9	33.5							
	100.0	100.0	100.0	2.1	28.1	18.7	13.4	100.0	100.0	100.0	100.0	100.0	11.1	6.9	5.8							
VISITED JASPER & NOT BANFF	267708	267708	62952	267708	37935	24870	18299	267708	267708	267708	-	267708	7686	4198	3670							
	12.1	12.1	3.3	34.7	3.8	3.6	4.3	16.6	16.6	17.2	44.3	2.6	2.6	2.4	2.3							
	100.0	100.0	23.5	100.0	14.2	9.3	6.8	100.0	100.0	100.0	100.0	100.0	2.9	1.6	1.4							
VISITED BOTH BANFF & JASPER	336422	336422	335359	336359	195956	136996	104110	336422	336422	336422	336422	336422	119214	81193	66345							
	15.2	15.2	17.7	43.6	19.8	20.1	24.3	20.9	20.9	21.7	26.2	55.7	40.8	46.8	40.7							
	100.0	100.0	99.7	100.0	58.2	40.7	30.9	100.0	100.0	100.0	100.0	100.0	35.4	24.1	19.7							
PASSED-THROUGH BOTH BANFF & JASPER	654658	654658	547196	148406	489995	342148	178541	59851	59851	-	-	-	59851	22432	38279							
	29.7	29.7	28.9	19.2	49.5	50.2	41.7	3.7	3.7	3.7	3.7	20.5	20.5	12.9	23.5							
	100.0	100.0	83.6	22.7	74.8	52.3	27.3	100.0	100.0	100.0	100.0	100.0	100.0	37.5	64.0							

Continued

Q.7 PARKS ENTERED, VISITED AND PASSED-THROUGH
 BASE: PARTY ENTRANTS
 BY ENTRANTS/VISITORS TO SPECIFIC PARKS

	TOTAL ENTRANTS				TOTAL VISITORS									
	ANY	BANFF	JASPER	YOHO KOOTENAY	ANY	BANFF	JASPER	ANY	YOHO KOOTENAY					
B. C. PARK ENTRANTS (TOTAL)	1024421	990257	987702	276907	1024421	691800	453053	573588	500262	462327	233891	305752	175738	174092
	100.0	100.0	100.0	100.0	100.0	100.0	100.0	100.0	100.0	100.0	100.0	100.0	100.0	100.0
	100.0	96.7	96.4	27.0	67.5	67.5	44.2	80.6	87.2	80.6	40.8	53.3	30.6	30.4
VISITED YOHO & NOT KOOTENAY	131660	129519	129519	57949	131660	131660	7432	131660	107947	103931	56885	131660	131660	-
	12.9	13.1	13.1	20.9	19.0	19.0	1.6	23.0	21.6	22.5	24.3	43.1	74.9	-
	100.0	98.4	98.4	44.0	100.0	100.0	5.6	100.0	82.0	78.9	43.2	100.0	100.0	-
VISITED KOOTENAY & NOT YOHO	130013	118680	117767	46335	130013	17680	130013	130013	81261	77773	41396	130013	-	130013
	12.7	12.0	11.9	16.7	12.7	2.6	28.7	22.7	16.2	16.8	17.7	42.5	-	74.7
	100.0	91.3	90.6	35.6	100.0	13.6	100.0	100.0	62.5	59.8	31.8	100.0	-	100.0
VISITED BOTH YOHO & KOOTENAY	44078	44078	44078	31162	44078	44078	43782	44078	43219	43037	28506	44078	44078	44078
	4.3	4.5	4.5	11.3	6.4	6.4	9.7	7.7	8.6	9.3	12.2	14.4	25.1	25.3
	100.0	100.0	100.0	70.7	100.0	100.0	99.3	100.0	98.1	97.6	64.7	100.0	100.0	100.0
PASSED-THROUGH BOTH YOHO & KOOTENAY	718669	697980	696337	141461	718669	498382	271826	267836	267836	237587	107104	-	-	-
	70.2	70.5	70.5	51.1	70.2	72.0	60.0	46.7	53.5	51.4	45.8	-	-	-
	100.0	97.1	96.9	19.7	100.0	69.3	37.8	100.0	100.0	88.7	40.0	-	-	-
NOT STATED - PARKS ENTERED	374	374	374	374	-	-	-	374	374	374	374	-	-	-
	*	*	*	*	-	-	-	*	*	*	*	-	-	-
	100.0	100.0	100.0	100.0	-	-	-	100.0	100.0	100.0	100.0	-	-	-
SUMMARY														
TOTAL BANFF VISITORS	1284447	1284447	1283384	356007	462327	314637	231381	1284447	1284447	1284447	336422	224853	146968	120923
	57.3	58.2	67.8	46.1	45.1	45.5	51.1	79.0	82.8	100.0	55.7	73.5	83.6	69.4
	100.0	100.0	99.9	27.7	36.0	24.5	18.0	100.0	100.0	100.0	26.2	17.5	11.4	9.4
TOTAL JASPER VISITORS	604130	604130	398311	604067	233891	161866	122409	604130	604130	336422	604130	126900	85391	70015
	27.0	27.4	21.0	78.2	22.8	23.4	27.0	37.2	38.9	26.2	100.0	41.5	48.6	40.2
	100.0	100.0	65.9	100.0	38.7	26.8	20.3	100.0	100.0	55.7	100.0	21.0	14.1	11.6
TOTAL ALBERTA PARKS VISITORS	1552155	1552155	1346336	623715	500262	339507	249679	1552155	1552155	1284447	604130	232539	151166	124593
	69.3	70.3	71.1	80.8	48.8	49.1	55.1	95.5	100.0	100.0	100.0	76.0	86.0	71.5
	100.0	100.0	86.7	40.2	32.2	21.9	16.1	100.0	100.0	82.8	38.9	15.0	9.7	8.0
TOTAL YOHO VISITORS	175738	173598	173598	89111	175738	175738	51214	175738	151166	146968	85391	175738	175738	44078
	7.8	7.9	9.2	11.5	17.2	25.4	11.3	10.8	9.7	11.4	14.1	57.5	100.0	25.3
	100.0	98.8	98.8	50.7	100.0	100.0	29.1	100.0	86.0	83.6	48.6	100.0	100.0	25.1

Continued

Q.7 PARKS ENTERED, VISITED AND PASSED-THROUGH
 BASE: PARTY ENTRANTS
 BY ENTRANTS/VISITORS TO SPECIFIC PARKS

	=====TOTAL ENTRANTS=====				=====ALBERTA PARKS=====				=====B.C. PARKS=====				=====TOTAL VISITORS=====																		
	TOTAL	ANY	BANFF	JASPER	ANY	YOHO	KOOTENAY	TOTAL	ANY	BANFF	JASPER	ANY	YOHO	KOOTENAY	TOTAL	ANY	BANFF	JASPER	ANY	YOHO	KOOTENAY										
TOTAL KOOTENAY VISITORS	174205	162871	161958	77610	174092	61759	173795	174205	124593	120923	70015	174205	44078	174205	7.8	7.4	8.6	10.1	17.0	8.9	38.4	10.7	8.0	9.4	11.6	57.0	25.1	100.0	100.0	100.0	100.0
TOTAL B.C. PARKS VISITORS	305865	292391	291478	135559	305752	193418	181227	305865	232539	224853	126900	305865	175738	305865	100.0	13.2	15.4	17.6	29.8	28.0	40.0	18.8	15.0	17.5	21.0	100.0	100.0	100.0	100.0	100.0	
TOTAL PASS-THROUGHS	30805	29991	21131	14022	17961	16068	5825	30805	25702	12293	13409	5103	5103	5103	1.4	1.4	1.1	1.8	1.8	2.3	1.3	1.9	1.7	1.0	2.2	1.7	2.9	16.6	16.6	16.6	
	100.0	97.4	68.6	45.5	58.3	52.2	18.9	100.0	83.4	39.9	43.5	16.6	16.6	16.6	100.0	97.4	68.6	45.5	58.3	52.2	18.9	1.9	1.7	1.0	2.2	1.7	2.9	16.6	16.6	16.6	

Q.7 PARKS ENTERED, VISITED AND PASSED-THROUGH
 BASE: PERSON ENTRANTS
 BY ENTRANTS/VISITORS TO SPECIFIC PARKS

	=====ALBERTA PARKS=====				=====B.C. PARKS=====				=====TOTAL VISITORS=====					
	TOTAL	ANY	BANFF	JASPER	ANY	YOHO	KOOTENAY	TOTAL	ANY	BANFF	JASPER	ANY	YOHO	KOOTENAY
TOTAL PERSON ENTRANTS (ACTUAL)	3231	3188	2486	1710	1476	1088	582	2351	2270	1738	1325	538	343	273
	100.0	98.7	76.9	52.9	45.7	33.7	18.0	100.0	96.6	73.9	56.4	22.9	14.6	11.6
TOTAL PERSON ENTRANTS (WEIGHTED)	5513083	5443278	4635092	1981725	2490872	1655243	1130851	4084004	3898614	3167517	1598918	748328	425601	424721
	100.0	98.7	84.1	35.9	45.2	30.0	20.5	100.0	95.5	77.6	39.2	18.3	10.4	10.4
VISITED BANFF ONLY	2059661	2059661	36219	392909	392909	226004	185560	2059661	2059661	2059661	-	-	-	-
	37.4	37.8	44.4	1.8	15.8	13.7	16.4	50.4	52.8	65.0	-	-	-	-
	100.0	100.0	100.0	1.8	19.1	11.0	9.0	100.0	100.0	100.0	-	-	-	-
VISITED JASPER ONLY	711921	711921	152956	711921	85861	60808	39065	711921	711921	-	711921	-	-	-
	12.9	13.1	3.3	35.9	3.4	3.7	3.5	17.4	18.3	44.5	-	-	-	-
	100.0	100.0	21.5	100.0	12.1	8.5	5.5	100.0	100.0	100.0	-	-	-	-
VISITED YOHO ONLY	67948	62668	62668	4048	67948	67948	2749	67948	-	-	-	67948	67948	-
	1.2	1.2	1.4	-2	2.7	4.1	-2	1.7	-	-	-	9.1	16.0	-
	100.0	92.2	92.2	6.0	100.0	100.0	4.0	100.0	-	-	-	100.0	100.0	-
VISITED KOOTENAY ONLY	115723	93164	93164	6564	115723	7762	115723	115723	-	-	-	115723	-	115723
	2.1	1.7	2.0	-3	4.6	-5	10.2	2.8	-	-	-	15.5	-	27.2
	100.0	80.5	80.5	5.7	100.0	6.7	100.0	100.0	-	-	-	100.0	-	100.0
VISITED BANFF & JASPER ONLY	564094	564094	562385	564031	204206	140219	90629	564094	564094	564094	564094	-	-	-
	10.2	10.4	12.1	28.5	8.2	8.5	8.0	13.8	14.5	17.8	35.3	-	-	-
	100.0	100.0	99.7	100.0	36.2	24.9	16.1	100.0	100.0	100.0	100.0	-	-	-
VISITED YOHO & KOOTENAY ONLY	1719	1719	1719	594	1719	1719	1125	1719	-	-	-	1719	1719	1719
	*	*	*	*	.1	.1	.1	*	-	-	-	.2	.4	.4
	100.0	100.0	100.0	34.5	100.0	100.0	65.5	100.0	-	-	-	100.0	100.0	100.0
VISITED BANFF & YOHO ONLY	106920	106920	106920	66	106920	106920	8327	106920	106920	106920	-	106920	106920	-
	1.9	2.0	2.3	*	4.3	6.5	.8	2.6	2.7	3.4	-	14.3	25.1	-
	100.0	100.0	100.0	.1	100.0	100.0	8.0	100.0	100.0	100.0	-	100.0	100.0	-
VISITED BANFF & KOOTENAY ONLY	98641	98641	98641	3251	98641	25875	98641	98641	98641	98641	-	98641	-	98641
	1.8	1.8	2.1	-2	4.0	1.6	8.7	2.4	2.5	3.1	-	13.2	-	23.2
	100.0	100.0	100.0	3.3	100.0	26.2	100.0	100.0	100.0	100.0	-	100.0	-	100.0
VISITED JASPER & YOHO ONLY	10997	10997	10997	10997	10997	10997	-	10997	10997	-	10997	10997	10997	-
	-2	-2	-2	-6	-4	-7	-	-3	-3	-7	-	1.5	2.6	-
	100.0	100.0	100.0	100.0	100.0	100.0	-	100.0	100.0	100.0	-	100.0	100.0	-
VISITED JASPER & KOOTENAY ONLY	7817	7817	5990	7817	7817	684	7817	7817	7817	-	7817	-	-	7817
	-1	-1	-1	-4	-3	*	-7	-2	-2	-5	-	1.0	-	1.8
	100.0	100.0	76.6	100.0	100.0	8.8	100.0	100.0	100.0	100.0	-	100.0	-	100.0

Continued

0.7 PARKS ENTERED, VISITED AND PASSED-THROUGH
 BASE: PERSON ENTRANTS
 BY ENTRANTS/VISITORS TO SPECIFIC PARKS

	=====ALBERTA PARKS=====				=====B.C. PARKS=====				=====KOOTENAY PARKS=====				=====TOTAL VISITORS=====			
	ANY	BANFF	JASPER	TOTAL	ANY	BANFF	JASPER	TOTAL	ANY	BANFF	JASPER	TOTAL	ANY	BANFF	JASPER	TOTAL
VISITED BANFF & JASPER & YOHO ONLY	137743 2.5 100.0	137743 3.0 100.0	137743 7.0 100.0	137743 3.4 100.0	137743 5.5 100.0	137743 8.3 100.0	7277 .6 5.3	137743 3.5 100.0	137743 4.3 100.0	137743 8.6 100.0	137743 100.0	137743 18.4 100.0	137743 100.0	137743 18.4 100.0	137743 100.0	137743 32.4 100.0
VISITED BANFF & JASPER & KOOTENAY ONLY	100547 1.8 100.0	100547 2.2 100.0	100547 5.1 100.0	100547 2.5 100.0	100321 4.0 99.8	10974 .7 10.9	100321 8.9 99.8	100547 2.6 100.0	100547 3.2 100.0	100547 6.3 100.0	100547 100.0	100547 13.4 100.0	100547 100.0	100547 13.4 100.0	100547 100.0	100547 23.7 100.0
VISITED BANFF & YOHO & KOOTENAY ONLY	34474 1.6 100.0	34474 .7 100.0	4602 -2 13.3	34474 1.4 100.0	34474 1.4 100.0	34474 2.1 100.0	34474 3.0 100.0	34474 .9 100.0	34474 1.1 100.0	34474 4.6 100.0	34474 100.0	34474 4.6 100.0	34474 100.0	34474 4.6 100.0	34474 100.0	34474 8.1 100.0
VISITED JASPER & YOHO & KOOTENAY ONLY	364 * 100.0	364 * 100.0	364 * 100.0	364 * 100.0	364 * 100.0	364 * 100.0	364 * 100.0	364 * 100.0	364 * 100.0	364 * 100.0	364 * 100.0	364 * 100.0	364 * 100.0	364 * 100.0	364 * 100.0	364 * 100.0
VISITED ALL PARKS	65437 1.2 100.0	65437 1.4 100.0	65437 3.3 100.0	65437 1.6 100.0	65437 2.6 100.0	65437 4.0 100.0	65437 5.8 100.0	65437 1.7 100.0	65437 2.1 100.0	65437 4.1 100.0	65437 100.0	65437 8.7 100.0	65437 100.0	65437 8.7 100.0	65437 15.4 100.0	65437 15.4 100.0
BANFF ENTRANTS (TOTAL)	4635092 100.0 100.0	4635092 100.0 100.0	1173538 100.0 100.0	2416255 100.0 100.0	2416255 52.1 52.1	1633176 35.2 35.2	1076327 100.0 23.2	3493665 100.0 100.0	3165808 100.0 90.6	1036419 100.0 29.7	718662 100.0 20.6	420321 100.0 12.0	400335 100.0 11.5	420321 100.0 12.0	400335 100.0 11.5	
VISITED BANFF	3167517 68.3 100.0	3167517 68.3 100.0	911895 77.7 28.8	1140650 47.2 36.0	747646 45.8 23.6	590867 54.9 18.7	3167517 90.7 100.0	3167517 100.1 100.0	3167517 100.0 100.0	867821 83.7 27.4	543761 75.7 17.2	344574 82.0 10.9	299099 74.7 9.4	344574 82.0 10.9	299099 74.7 9.4	
PASSED-THROUGH BANFF	1469284 31.7 100.0	1469284 31.7 100.0	263352 22.4 17.9	1275605 52.8 86.8	885529 54.2 60.3	485461 45.1 33.0	327857 9.4 100.0	170308 5.1 51.9	170308 5.1 51.9	170308 16.4 51.9	174901 24.3 53.3	75747 18.0 23.1	101236 25.3 30.9	75747 18.0 23.1	101236 25.3 30.9	
JASPER ENTRANTS (TOTAL)	1981725 100.0 100.0	1981725 100.0 100.0	1981725 100.0 100.0	706204 100.0 35.6	507680 100.0 25.6	337829 100.0 17.0	1654198 100.0 100.0	911895 100.0 99.3	1642993 100.0 55.1	1598855 100.0 96.7	342029 100.0 20.7	223850 100.0 13.5	189175 100.0 11.4	223850 100.0 13.5	189175 100.0 11.4	
VISITED JASPER	1598918 80.7 100.0	1598918 80.7 100.0	1598855 80.7 100.0	612745 86.8 38.3	427226 84.2 26.7	310909 92.0 19.4	1598918 96.7 100.0	1598918 97.3 100.0	1598918 95.2 54.3	1598918 100.0 100.0	322904 94.4 20.2	174164 95.8 13.4	174164 95.8 13.4	322904 94.4 20.2	174164 95.8 13.4	
PASSED-THROUGH JASPER	382870 19.3 100.0	382870 19.3 100.0	382870 19.3 100.0	93522 13.2 24.4	80517 15.9 21.0	26920 8.0 7.0	55363 3.3 100.0	44138 2.7 79.8	44138 4.8 79.8	19125 5.6 34.6	9310 4.2 16.8	15011 4.2 16.8	15011 4.2 16.8	19125 5.6 34.6	15011 4.2 16.8	

Continued

Q.7 PARKS ENTERED, VISITED AND PASSED-THROUGH
 BASE: PERSON ENTRANTS
 BY ENTRANTS/VISITORS TO SPECIFIC PARKS

	TOTAL ENTRANTS										TOTAL VISITORS													
	ALBERTA PARKS					B.C. PARKS					ALBERTA PARKS					B.C. PARKS								
	ANY	BANFF	JASPER	ANY	KOOTENAY	ANY	BANFF	JASPER	ANY	KOOTENAY	TOTAL	ANY	BANFF	JASPER	ANY	KOOTENAY	TOTAL	ANY	BANFF	JASPER	ANY	KOOTENAY		
YHOHO ENTRANTS (TOTAL)	1655243	1633176	507680	1655243	295222	897928	820499	747646	427226	470897	425601	177290	100.0	100.0	100.0	100.0	100.0	100.0	100.0	100.0	100.0	100.0	100.0	100.0
VISITED YHOHO	425601	420321	223850	425601	119954	425601	355935	344574	214541	425601	425601	101994	25.7	25.7	44.1	25.7	40.6	47.4	50.2	90.4	100.0	100.0	100.0	69.2
PASSED-THROUGH YHOHO	1229642	1215561	283829	1229642	175268	472327	464565	403072	212685	45296	45296	45296	74.3	74.3	55.9	74.3	59.4	52.6	53.9	49.8	9.6	9.6	9.6	30.8
KOOTENAY ENTRANTS (TOTAL)	1130851	1076327	337829	1130851	1130851	757708	638111	590867	310909	442455	423901	423901	100.0	100.0	100.0	100.0	100.0	100.0	100.0	100.0	100.0	100.0	100.0	55.9
VISITED KOOTENAY	424721	402161	189175	424495	423901	424721	307279	299099	174164	424721	424721	424721	37.6	37.6	56.0	37.5	37.5	56.1	56.0	56.0	41.0	41.0	41.0	85.0
PASSED-THROUGH KOOTENAY	706950	677438	149474	706950	706950	333807	331058	291993	136971	18553	18553	18553	100.0	100.0	100.0	100.0	100.0	100.0	100.0	100.0	100.0	100.0	100.0	100.0
ALBERTA PARK ENTRANTS (TOTAL)	5443278	5443278	4635092	5443278	1078780	4056164	3898614	3167517	1598918	720488	420321	402161	100.0	100.0	100.0	100.0	100.0	100.0	100.0	100.0	100.0	100.0	100.0	100.0
VISITED BANFF & NOT JASPER	2299696	2299696	44138	632944	327202	2299696	2299696	2299696	2299696	2299696	2299696	133115	42.2	42.2	2.2	26.1	30.3	56.7	72.6	33.3	33.3	33.3	33.1	33.1
VISITED JASPER & NOT BANFF	731098	731098	731098	105039	47245	731098	731098	731098	731098	731098	731098	8180	100.0	100.0	100.0	100.0	100.0	100.0	100.0	100.0	100.0	100.0	100.0	100.0
VISITED BOTH BANFF & JASPER	867821	867821	867757	507707	263664	867821	867821	867821	867821	867821	867821	165984	15.9	15.9	43.8	21.0	24.4	21.4	27.4	42.2	54.3	42.2	48.3	41.3
PASSED-THROUGH BOTH BANFF & JASPER	1544664	1544664	338732	1175378	440669	157550	157550	157550	157550	157550	157550	94882	28.4	28.4	17.1	48.5	40.8	3.9	21.9	21.9	21.9	21.9	21.9	23.6
	100.0	100.0	100.0	76.1	28.5	100.0	100.0	100.0	100.0	100.0	100.0	100.0	100.0	100.0	100.0	100.0	100.0	100.0	100.0	100.0	100.0	100.0	100.0	60.2

Continued

Q.7 PARKS ENTERED, VISITED AND PASSED-THROUGH
 BASE: PERSON ENTRANTS
 BY ENTRANTS/VISITORS TO SPECIFIC PARKS

	=====ALBERTA PARKS=====				=====B.C. PARKS=====				=====TOTAL ENTRANTS=====				=====ALBERTA PARKS=====				=====B.C. PARKS=====				=====TOTAL VISITORS=====						
	ANY	BANFF	JASPER	KOOTENAY	ANY	YOHO	KOOTENAY	TOTAL	ANY	YOHO	KOOTENAY	TOTAL	ANY	BANFF	JASPER	KOOTENAY	ANY	YOHO	KOOTENAY	TOTAL	ANY	BANFF	JASPER	KOOTENAY	ANY	YOHO	KOOTENAY
B.C. PARK ENTRANTS (TOTAL)	2490872	2421067	2416255	706204	2490872	1652423	1130851	1431078	1245689	1140650	612745	748102	425601	424495													
	100.0	100.0	100.0	100.0	100.0	100.0	100.0	100.0	100.0	100.0	100.0	100.0	100.0	100.0													
	100.0	97.2	97.0	28.4	100.0	66.5	45.4	100.0	87.0	79.7	42.8	52.3	29.7														
VISITED YOHO & NOT KOOTENAY	323607	318327	318327	152854	323607	323607	18553	323607	255659	244662	148740	323607	323607	-													
	13.0	13.1	13.2	21.6	13.0	19.6	1.6	22.6	20.5	21.4	24.3	43.3	76.0														
	100.0	98.4	98.4	47.2	100.0	100.0	5.7	100.0	79.0	75.6	46.0	100.0	100.0														
VISITED KOOTENAY & NOT YOHO	322501	299942	298116	117953	322501	45296	322501	322501	206778	198962	108138	322501	322501														
	12.9	12.4	12.3	16.7	12.9	2.7	28.5	22.5	16.6	17.4	17.6	43.1	76.0														
	100.0	93.0	92.4	36.6	100.0	14.0	100.0	100.0	64.1	61.7	33.5	100.0	100.0														
VISITED BOTH YOHO & KOOTENAY	101994	101994	101994	70996	101994	101994	101400	101994	100275	99912	65801	101994	101994														
	4.1	4.2	4.2	10.1	4.1	6.2	9.0	7.1	8.0	8.8	10.7	13.6	24.0														
	100.0	100.0	100.0	69.6	100.0	100.0	99.4	100.0	98.3	98.0	64.5	100.0	100.0														
PASSED-THROUGH BOTH YOHO & KOOTENAY	1742770	1700805	1697819	364400	1742770	1184346	688396	682976	682976	597115	290067	-	-														
	70.0	70.3	70.3	51.6	70.0	71.6	60.9	47.7	54.8	52.3	47.3	-	-														
	100.0	97.6	97.4	20.9	100.0	68.0	39.5	100.0	100.0	87.4	42.5	-	-														
NOT STATED - PARKS ENTERED	748	748	748	748	-	-	-	748	748	748	748	-	-														
	* * *	* * *	* * *	* * *				*	*	*	*																
	100.0	100.0	100.0	100.0				100.0	100.0	100.0	100.0																
SUMMARY																											
TOTAL BANFF VISITORS	3167517	3167517	3165808	911895	1140650	747646	590867	3167517	3167517	3167517	867821	543761	344574	299099													
	57.5	58.2	68.3	46.0	45.8	45.2	52.2	77.6	81.2	100.0	54.3	72.7	81.0	70.4													
	100.0	100.0	99.9	28.8	36.0	23.6	18.7	100.0	100.0	100.0	27.4	17.2	10.9	9.4													
TOTAL JASPER VISITORS	1598918	1598918	1036419	1598855	612745	427226	310909	1598918	1598918	867821	1598918	322904	214541	174164													
	29.0	29.4	22.4	80.7	24.6	25.8	27.5	39.2	41.0	27.4	100.0	43.2	50.4	41.0													
	100.0	100.0	64.8	100.0	38.3	26.7	19.4	100.0	100.0	54.3	100.0	20.2	13.4	10.9													
TOTAL ALBERTA PARKS VISITORS	3898614	3898614	3336115	1642993	1245689	820499	638111	3898614	3898614	3167517	1598918	562939	355935	307279													
	70.7	71.6	72.0	82.9	50.0	49.6	56.4	95.5	100.0	100.0	100.0	75.2	83.6	72.3													
	100.0	100.0	85.6	42.1	32.0	21.0	16.4	100.0	100.0	81.2	41.0	14.4	9.1	7.9													
TOTAL YOHO VISITORS	425601	420321	420321	223850	425601	425601	119954	425601	355935	344574	214541	425601	425601	101994													
	7.7	7.7	9.1	11.3	17.1	25.7	10.6	10.4	9.1	10.9	13.4	56.9	100.0	24.0													
	100.0	98.8	98.8	52.6	100.0	100.0	28.2	100.0	83.6	81.0	50.4	100.0	100.0	24.0													

Continued

Q.7 PARKS ENTERED, VISITED AND PASSED-THROUGH
 BASE: PARTY VISITS
 BY SPECIFIC PARKS, MAIN PURPOSE OF PARKS VISIT

	=====ALBERTA PARKS=====										=====B.C. PARKS=====										=====MAIN PURPOSE OF PARKS VISIT=====																
	TOTAL	ANY	BANFF	JASPER	ANY	YOHO	KOOTENAY	BUSINESS	PERSONAL	VACATION,	RECREAT'L	TOTAL	ANY	BANFF	JASPER	ANY	YOHO	KOOTENAY	BUSINESS	PERSONAL	VACATION,	RECREAT'L	TOTAL	ANY	BANFF	JASPER	ANY	YOHO	KOOTENAY	BUSINESS	PERSONAL	VACATION,	RECREAT'L	DAY-USE			
TOTAL PARTY VISITS (ACTUAL)	2351	2270	1738	1325	538	343	273	116	224	1624	259	100.0	96.6	73.9	56.4	22.9	14.6	11.6	4.9	9.5	69.1	11.0	1625480	1552155	1284447	604130	305865	175738	174205	99652	166341	964411	272370	16.8			
TOTAL PARTY VISITS (WEIGHTED)	100.0	95.5	79.0	37.2	18.8	10.8	10.7	6.1	10.2	59.3	16.8	842385	842385	842385	842385	842385	842385	842385	842385	842385	842385	204979	51.8	54.3	65.6	100.0	100.0	100.0	100.0	100.0	100.0	100.0	100.0	75.3	24.3		
VISITED BANFF ONLY	260022	260022	-	-	-	-	-	-	-	-	-	65783	94875	419625	204979	57.0	43.5	75.3	24.3	260022	260022	260022	16.0	16.8	100.0	100.0	100.0	100.0	100.0	100.0	100.0	100.0	100.0	100.0			
VISITED JASPER ONLY	16.0	16.8	43.0	100.0	7816	7.8	26.5	14.7	14.4	14.7	14.4	39260	39260	39260	39260	39260	39260	39260	39260	39260	39260	16.0	16.8	100.0	100.0	100.0	100.0	100.0	100.0	100.0	100.0	100.0	100.0	100.0			
VISITED YOHO ONLY	23713	-	-	-	23713	23713	23713	23713	23713	23713	23713	23713	23713	23713	23713	23713	23713	23713	23713	23713	23713	23713	328	1.5	1.5	1.5	1.5	1.5	1.5	1.5	1.5	1.5	1.5	1.5	1.5	1.5	
VISITED KOOTENAY ONLY	48753	-	-	-	48753	48753	48753	48753	48753	48753	48753	48753	48753	48753	48753	48753	48753	48753	48753	48753	48753	48753	2650	3.0	3.0	3.0	3.0	3.0	3.0	3.0	3.0	3.0	3.0	3.0	3.0	3.0	
VISITED BANFF & JASPER ONLY	217208	217208	217208	217208	-	-	-	-	-	-	-	17.0	17.0	17.0	17.0	17.0	17.0	17.0	17.0	17.0	17.0	17.0	13.4	14.0	16.9	36.0	100.0	100.0	100.0	100.0	100.0	100.0	100.0	100.0	100.0		
VISITED YOHO & KOOTENAY ONLY	859	-	-	-	859	859	859	859	859	859	859	859	859	859	859	859	859	859	859	859	859	859	859	859	859	859	859	859	859	859	859	859	859	859	859		
VISITED BANFF & YOHO ONLY	51062	51062	51062	51062	51062	51062	51062	51062	51062	51062	51062	51062	51062	51062	51062	51062	51062	51062	51062	51062	51062	51062	11464	3.1	3.3	4.0	3.1	3.1	3.1	3.1	3.1	3.1	3.1	3.1	3.1	3.1	3.1
VISITED BANFF & KOOTENAY ONLY	39865	39865	39865	39865	39865	39865	39865	39865	39865	39865	39865	39865	39865	39865	39865	39865	39865	39865	39865	39865	39865	39865	39865	39865	39865	39865	39865	39865	39865	39865	39865	39865	39865	39865	39865	39865	
VISITED JASPER & YOHO ONLY	4016	4016	4016	4016	4016	4016	4016	4016	4016	4016	4016	4016	4016	4016	4016	4016	4016	4016	4016	4016	4016	4016	4016	4016	4016	4016	4016	4016	4016	4016	4016	4016	4016	4016	4016	4016	
VISITED JASPER & KOOTENAY ONLY	3488	3488	3488	3488	3488	3488	3488	3488	3488	3488	3488	3488	3488	3488	3488	3488	3488	3488	3488	3488	3488	3488	3488	3488	3488	3488	3488	3488	3488	3488	3488	3488	3488	3488	3488	3488	

Continued

Q.7 PARKS ENTERED, VISITED AND PASSED-THROUGH
 BASE: PARTY VISITS
 BY SPECIFIC PARKS, MAIN PURPOSE OF PARKS VISIT

=====ALBERTA PARKS=====										=====B.C. PARKS=====				=====MAIN PURPOSE OF PARKS VISIT=====				
TOTAL	ANY	BANFF	JASPER	ANY	YOHO	KOOTENAY	BUSINESS	PERSONAL	VACATION, RECREAT'L	HOME	DAY-USE							
VISITED BANFF & JASPER & YOHO ONLY	52869	52869	52869	52869	52869	-	237	209	46730	5587								
	3.3	3.4	4.1	8.8	17.3	30.1	.2	.1	4.8	2.1								
	100.0	100.0	100.0	100.0	100.0	100.0	.4	.4	88.4	10.6								
VISITED BANFF & JASPER & KOOTENAY ONLY	38021	38021	38021	38021	38021	38021	-	312	37648	-								
	2.3	2.4	3.0	6.3	12.4	21.8	-	.2	3.9	-								
	100.0	100.0	100.0	100.0	100.0	100.0	100.0	.8	99.0	-								
VISITED BANFF & YOHO & KOOTENAY ONLY	14713	14713	14713	14713	14713	14713	-	-	11136	-								
	.9	.9	1.1	4.8	8.4	8.4	-	-	1.2	-								
	100.0	100.0	100.0	100.0	100.0	100.0	100.0	100.0	75.7	-								
VISITED JASPER & YOHO & KOOTENAY ONLY	182	182	182	182	182	182	-	-	182	-								
	*	*	*	*	*	.1	.1	.1	*	*								
	100.0	100.0	100.0	100.0	100.0	100.0	100.0	100.0	100.0	100.0								
VISITED ALL PARKS	28325	28325	28325	28325	28325	28325	-	-	28325	-								
	1.7	1.8	2.2	4.7	9.3	16.1	16.3	2.9	2.9	-								
	100.0	100.0	100.0	100.0	100.0	100.0	100.0	100.0	100.0	100.0								
SUMMARY																		
TOTAL BANFF VISITORS	1284447	1284447	1284447	336422	224853	146968	120923	87695	113681	761489	230133							
	79.0	82.8	100.0	55.7	73.5	83.6	69.4	88.0	68.3	79.0	84.5							
	100.0	100.0	100.0	26.2	17.5	11.4	9.4	6.8	8.9	59.3	17.9							
TOTAL JASPER VISITORS	604130	604130	336422	604130	126900	85391	70015	25015	60404	415396	50954							
	37.2	38.9	26.2	100.0	41.5	48.6	40.2	25.1	36.3	43.1	18.7							
	100.0	100.0	55.7	100.0	21.0	14.1	11.6	4.1	10.0	68.8	8.4							
TOTAL ALBERTA PARKS VISITORS	1552155	1552155	1284447	604130	232539	151166	124593	95511	158228	910461	269393							
	95.5	100.0	100.0	100.0	76.0	86.0	71.5	95.8	95.1	94.4	98.9							
	100.0	100.0	82.8	38.9	15.0	9.7	8.0	6.2	10.2	58.7	17.4							
TOTAL YOHO VISITORS	175738	151166	146968	85391	175738	175738	44078	7172	3977	136700	17378							
	10.8	9.7	11.4	14.1	57.5	100.0	25.3	7.2	2.4	14.2	6.4							
	100.0	86.0	83.6	48.6	100.0	100.0	25.1	4.1	2.3	77.8	9.9							
TOTAL KOOTENAY VISITORS	174205	124593	120923	70015	174205	44078	174205	1919	8117	153068	4646							
	10.7	8.0	9.4	11.6	57.0	25.1	100.0	1.9	4.9	15.9	1.7							
	100.0	71.5	69.4	40.2	100.0	25.3	100.0	1.1	4.7	87.9	2.7							

Continued

Q.7 PARKS ENTERED, VISITED AND PASSED-THROUGH
 BASE: PARTY VISITS
 BY SPECIFIC PARKS, MAIN PURPOSE OF PARKS VISIT

	=====ALBERTA PARKS=====				=====B.C. PARKS=====				=====MAIN PURPOSE OF PARKS VISIT=====			
	TOTAL	ANY	BANFF	JASPER	ANY	YOHO	KOOTENAY	BUSINESS	PERSONAL	VACATION, RECREAT'L	HOME	DAY-USE
TOTAL B.C. PARKS VISITORS	305865	232539	224853	126900	305865	175738	174205	9091	12094	249266	22024	
	18.8	15.0	17.5	21.0	100.0	100.0	100.0	9.1	7.3	25.8	8.1	
	100.0	76.0	73.5	41.5	100.0	57.5	57.0	3.0	4.0	81.5	7.2	

Q.7 PARKS ENTERED, VISITED AND PASSED-THROUGH
 BASE: PARTY VISITS
 BY PLACE OF RESIDENCE, MODE OF ENTRY

	=====PLACE OF RESIDENCE=====										=====OTHER COUNTRY=====			=====MODE OF ENTRY=====		
	CANADA			U.S.A.			TOTAL OTHER		JAPAN	WEST GERMANY	ANY PRIVATE VEHICLE	R.V., BUS, TRAIN	SCHEDULED	CHARTER		
	TOTAL CANADA	ALBERTA	B.C.	OTHER CANADA	U.S.A.	TOTAL OTHER	JAPAN	WEST GERMANY	ANY PRIVATE VEHICLE	R.V., BUS, TRAIN	SCHEDULED	CHARTER				
TOTAL PARTY VISITS (ACTUAL)	2351 100.0	932 39.6	346 14.7	254 10.8	515 21.9	302 12.8	140 6.0	26 1.1	1700 72.3	74 3.1	318 13.5	333 14.2				
TOTAL PARTY VISITS (WEIGHTED)	1625480 100.0	959154 79.4	165436 10.2	166014 10.2	232759 14.3	100987 6.2	30341 1.9	21407 1.3	1471245 90.5	46773 2.9	66496 4.1	87739 5.4				
VISITED BANFF ONLY	842385 51.8 100.0	772432 66.3 75.5	52830 31.9 6.3	83372 50.2 9.9	53395 22.9 6.3	16559 16.4 2.0	4255 14.0 .5	1409 6.6 .2	799608 54.3 94.9	6589 14.1 .8	32288 14.1 3.8	10489 12.0 1.2				
VISITED JASPER ONLY	260022 16.0 100.0	162801 17.0 62.6	53705 32.5 20.7	23919 14.4 9.2	16318 7.0 6.3	3133 3.1 1.2	-	724 3.4 .3	243239 16.5 93.5	7267 15.5 2.8	7014 10.5 2.7	9769 11.1 3.8				
VISITED YOHO ONLY	23713 1.5 100.0	17218 1.8 72.6	3895 2.4 16.4	663 .4 2.8	1936 .8 8.2	-	-	-	23713 1.6 100.0	1209 2.6 5.1	-	-				
VISITED KOOTENAY ONLY	48753 3.0 100.0	47357 3.7 97.1	13927 8.4 65.9	1292 .8 2.6	1396 .6 2.9	-	-	-	48587 3.3 99.7	1273 2.7 2.6	166 .2 .3	-				
VISITED BANFF & JASPER ONLY	217208 13.4 100.0	105942 8.2 48.8	24799 15.0 21.3	34899 21.0 16.1	65501 28.1 30.2	44781 44.3 20.6	22089 72.8 10.2	4608 21.5 2.1	166026 11.3 76.4	9188 19.6 4.2	21283 32.0 9.8	29899 34.1 13.8				
VISITED YOHO & KOOTENAY ONLY	859 .1 100.0	563 .1 65.5	297 .2 34.5	-	-	-	-	-	859 .1 100.0	297 .6 34.5	-	-				
VISITED BANFF & YOHO ONLY	51062 3.1 100.0	37035 2.9 72.5	4763 2.9 49.8	6865 4.1 13.4	10070 4.3 19.7	3957 3.9 7.7	600 2.0 1.2	-	47633 3.2 93.3	6628 14.2 13.0	1104 1.7 2.2	2325 2.6 4.6				
VISITED BANFF & KOOTENAY ONLY	39865 2.5 100.0	26576 2.4 66.7	1203 .7 3.0	2734 1.6 6.9	8731 3.8 21.9	4558 4.5 11.4	821 2.7 2.1	1898 8.9 4.8	38304 2.6 96.1	2518 5.4 6.3	627 .9 1.6	934 1.1 2.3				
VISITED JASPER & YOHO ONLY	4016 .2 100.0	2948 .2 73.4	1794 1.1 44.7	1154 .7 28.7	493 .2 12.3	575 .6 14.3	-	-	4016 .3 100.0	575 1.2 14.3	-	-				

Continued

Q.7 PARKS ENTERED, VISITED AND PASSED-THROUGH
 BASE: PARTY VISITS
 BY PLACE OF RESIDENCE, MODE OF ENTRY

	=====PLACE OF RESIDENCE=====										=====OTHER COUNTRY=====				=====MODE OF ENTRY=====		
	TOTAL CANADA	ALBERTA	B.C.	OTHER CANADA	U.S.A.	TOTAL OTHER	JAPAN	WEST GERMANY	ANY PRIVATE VEHICLE	R.V., BUS, TRAIN	SCHEDULED	CHARTER					
VISITED JASPER & KOOTENAY ONLY	3488	1035	1478	-	974	-	-	-	3488	1424	-	-	-	-	-		
	-2	1	9		4				-2	3.0							
	100.0	72.1	42.4		27.9				100.0	40.8							
VISITED BANFF & JASPER & YOHO ONLY	52869	1246	1937	8927	28691	12068	2351	961	27916	297	3435	21518					
	3.3	.1	1.2	5.4	12.3	11.9	7.7	4.5	1.9	.6	5.2	24.5					
	100.0	22.9	3.7	16.9	54.3	22.8	4.4	1.8	52.8	.6	6.5	40.7					
VISITED BANFF & JASPER & KOOTENAY ONLY	38021	11149	2771	1292	18946	7925	-	5917	30771	1658	215	7035					
	2.3	.9	1.7	.8	8.1	7.8		27.6	2.1	3.5	.3	8.0					
	100.0	29.3	7.3	3.4	49.8	20.8		15.6	80.9	4.4	.6	18.5					
VISITED BANFF & YOHO & KOOTENAY ONLY	14713	4769	2039	128	7327	450	-	-	14584	102	128	-					
	.9	.5	1.2	1.1	3.1	.4			1.0	.2	.2	-					
	100.0	47.1	13.9	.9	49.8	3.1			99.1	.7	.9	-					
VISITED JASPER & YOHO & KOOTENAY ONLY	182	182	-	-	-	-	-	-	182	182	-	-					
	*	*							*	.4							
	100.0	100.0							100.0	100.0							
VISITED ALL PARKS	28325	1594	-	769	18981	6982	226	5891	22319	7566	237	5769					
	1.7	-2		.5	8.2	6.9	.7	27.5	1.5	16.2	.4	6.6					
	100.0	8.3	5.6	2.7	67.0	24.6	.8	20.8	78.8	26.7	.8	20.4					
SUMMARY																	
TOTAL BANFF VISITORS	1284447	745217	90340	138986	211641	97279	30341	20683	1147161	34546	59317	77970					
	79.0	77.7	54.6	83.7	90.9	96.3	100.0	96.6	78.0	73.9	89.2	88.9					
	100.0	75.9	7.0	10.8	16.5	7.6	2.4	1.6	89.3	2.7	4.6	6.1					
TOTAL JASPER VISITORS	604130	220189	86483	70960	149904	75464	24665	18100	497956	28156	32183	73991					
	37.2	29.3	52.3	42.7	64.4	74.7	81.3	84.6	33.8	60.2	48.4	84.3					
	100.0	62.5	14.3	11.7	24.8	12.5	4.1	3.0	82.4	4.7	5.3	12.2					
TOTAL ALBERTA PARKS VISITORS	1552155	1220611	147317	164059	229426	100987	30341	21407	1398086	43993	66330	87759					
	95.5	94.6	89.0	98.8	98.6	100.0	100.0	100.0	95.0	94.1	99.8	100.0					
	100.0	78.6	9.5	10.6	14.8	6.5	2.0	1.4	90.1	2.8	4.3	5.7					
TOTAL YOHO VISITORS	175738	84210	14724	18507	67498	24031	3176	6852	141222	16854	4904	29613					
	10.8	6.5	8.9	11.1	29.0	23.8	10.5	32.0	9.6	36.0	7.4	33.8					
	100.0	47.9	29.0	10.5	38.4	13.7	1.8	3.9	80.4	9.6	2.8	16.9					

Continued

Q.7 PARKS ENTERED, VISITED AND PASSED-THROUGH
 BASE: PARTY VISITS
 BY PLACE OF RESIDENCE, MODE OF ENTRY

	=====PLACE OF RESIDENCE=====							=====OTHER COUNTRY=====				=====MODE OF ENTRY=====		
	TOTAL	TOTAL CANADA	ALBERTA	B.C.	OTHER CANADA	U.S.A.	TOTAL OTHER	JAPAN	WEST GERMANY	ANY PRIVATE VEHICLE	R.V. BUS, TRAIN	SCHEDULED	CHARTER	
TOTAL KOOTENAY VISITORS	174205	97935	70006	21714	6215	56354	19915	1047	13705	159094	15020	1373	13738	
	10.7	7.6	7.3	13.1	3.7	24.2	19.7	3.5	64.0	10.8	32.1	2.1	15.7	
	100.0	56.2	40.2	12.5	3.6	32.3	11.4	.6	7.9	91.3	8.6	.8	7.9	
TOTAL B.C. PARKS VISITORS	305865	171806	113878	34103	23825	97544	36514	3997	14666	262372	23728	5912	37581	
	18.8	13.3	11.9	20.6	14.4	41.9	36.2	13.2	68.5	17.8	50.7	8.9	42.8	
	100.0	56.2	37.2	11.1	7.8	31.9	11.9	1.3	4.8	85.8	7.8	1.9	12.3	

0.7 PARKS ENTERED, VISITED AND PASSED-THROUGH
 BASE: PARTY VISITS
 BY PARKS AS MAIN DESTINATION OF ENTIRE TRIP, LENGTH OF STAY, ACCOMMODATION TYPE(S) USED, SEASON

	PARKS MAIN										=====SEASON=====			
	TOTAL	YES	NO	SAME-DAY OVERNIGHT	ANY ROOFED	HOTEL, LODGE	ALL OTHER ROOFED	TRAILER, CAMPING	ANY VACATION HOME, VFR	OMN	FALL	WINTER	SPRING	
TOTAL PARTY VISITS (ACTUAL)	2351	1325	1016	770	1581	1093	117	380	65	1189	378	390	394	
	100.0	56.4	43.2	32.8	67.2	46.5	5.0	16.2	2.8	50.6	16.1	16.6	16.8	
TOTAL PARTY VISITS (WEIGHTED)	1625480	1019367	603627	690711	934769	634404	62306	210624	57608	611990	180120	593158	240212	
	100.0	62.7	37.1	42.5	57.5	39.0	3.8	13.0	3.5	37.6	11.1	36.5	14.8	
VISITED BANFF ONLY	842385	598455	242726	428627	413758	309508	31374	52627	29568	184977	89214	444612	123582	
	51.8	58.7	40.2	62.1	44.3	48.8	50.4	25.0	51.3	30.2	49.5	75.0	51.4	
	100.0	71.0	28.8	50.9	49.1	36.7	3.7	6.2	3.5	22.0	10.6	52.8	14.7	
VISITED JASPER ONLY	260022	133337	126189	125690	134332	71350	5587	40359	19254	116566	20719	86916	35822	
	16.0	13.1	20.9	18.2	14.4	11.2	9.0	19.2	33.4	19.0	11.5	14.7	14.9	
	100.0	51.3	48.5	48.3	51.7	27.4	2.1	15.5	7.4	44.8	8.0	33.4	13.8	
VISITED YOHO ONLY	23713	3558	20155	16383	7330	3185	-	4145	-	14782	5067	3054	810	
	1.5	.3	3.3	2.4	.8	.5		2.0		2.4	2.8	.5	.3	
	100.0	15.0	85.0	69.1	30.9	13.4		17.5		62.3	21.4	12.9	3.4	
VISITED KOOTENAY ONLY	48753	25601	23152	31501	17252	13120	2009	2122	-	20068	10293	10481	7911	
	3.0	2.5	3.8	4.6	1.8	2.1	3.2	1.0		3.3	5.7	1.8	3.3	
	100.0	52.5	47.5	64.6	35.4	26.9	4.1	4.4		41.2	21.1	21.5	16.2	
VISITED BANFF & JASPER ONLY	217208	116957	100251	40107	177101	124256	10093	41207	6206	120209	33103	32760	31136	
	13.4	11.5	16.6	5.8	18.9	19.6	16.2	19.6	10.8	19.6	18.4	5.5	13.0	
	100.0	53.8	46.2	18.5	60.3	57.2	4.6	19.0	2.9	55.3	15.2	15.1	14.3	
VISITED YOHO & KOOTENAY ONLY	859	563	297	-	859	-	-	859	-	563	297	-	-	
	.1	.1	*		.1			.4		.1	.2			
	100.0	65.5	34.5	100.0	100.0			100.0		65.5	34.5			
VISITED BANFF & YOHO ONLY	51062	31234	19566	19624	31438	17865	957	11710	1220	19622	3840	11612	15989	
	3.1	3.1	3.2	2.8	3.4	2.8	1.5	5.6	2.1	3.2	2.1	2.0	6.7	
	100.0	61.2	38.3	38.4	61.6	35.0	1.9	22.9	2.4	38.4	7.5	22.7	31.3	
VISITED BANFF & KOOTENAY ONLY	39865	20945	18920	15891	23974	7571	2954	14037	962	27388	4439	2953	5084	
	2.5	2.1	3.1	2.3	2.6	1.5	1.2	6.7	1.7	4.5	2.5	1.5	2.1	
	100.0	52.5	47.5	39.9	60.1	19.0	7.4	35.2	2.4	68.7	11.1	7.4	12.8	
VISITED JASPER & YOHO ONLY	4016	1068	2948	1154	2862	-	-	2862	-	4016	-	-	-	
	.2	.1	.5	.2	.3			1.4		.7				
	100.0	26.6	73.4	28.7	71.3			71.3		100.0				

Continued



0.7 PARKS ENTERED, VISITED AND PASSED-THROUGH
 BASE: PARTY VISITS
 BY PARKS AS MAIN DESTINATION OF ENTIRE TRIP, LENGTH OF STAY, ACCOMMODATION TYPE(S) USED, SEASON

	PARKS MAIN										SEASON									
	TOTAL	YES	NO	SAME-DAY	OVERNIGHT	ANY ROOFED	HOTEL, LODGE	HOTEL, ALL OTHER	TRAILER, CAMPING	ANY HOME, VFR	OWN VACATION	SUMMER	FALL	WINTER	SPRING					
VISITED JASPER & KOOTENAY ONLY	3498	1767	1721	-	3488	1738	1738	-	1750	-	2233	342	-	-	913					
	.2	.2	.3		.4	.3	.3		.8		.4	.2			.4					
	100.0	50.7	49.3		100.0	49.8	49.8		50.2		64.0	9.8			26.2					
VISITED BANFF & JASPER & Yoho ONLY	52869	31476	21393	7437	45432	40711	39025	5893	8131	113	41634	4664	447		6124					
	3.3	3.1	3.5	1.1	4.9	5.9	6.2	9.5	3.9	.2	6.8	2.6	.1		2.5					
	100.0	59.5	40.5	14.1	85.9	77.0	73.8	11.1	15.4	.2	78.7	8.8	.8		11.6					
VISITED BANFF & JASPER & KOOTENAY ONLY	38021	21399	16360	640	37381	22520	22418	554	16978	-	27794	2931	-		7295					
	2.3	2.1	2.7	.1	4.0	3.3	3.5	.9	8.1		4.5	1.6			3.0					
	100.0	56.3	43.0	1.7	98.3	59.2	59.0	1.5	44.7		73.1	7.7			19.2					
VISITED BANFF & Yoho & KOOTENAY ONLY	14713	10809	3904	3657	11056	7011	7011	128	4045	128	14037	328	-		348					
	.9	1.1	.6	.5	1.2	1.0	1.1	.2	1.9	.2	2.3	.2			.1					
	100.0	73.5	26.5	24.9	75.1	47.6	47.6	.9	27.5	.9	95.4	2.2			2.4					
VISITED JASPER & Yoho & KOOTENAY ONLY	182	-	182	-	182	-	-	-	182	-	182	-	-		-					
	*		*		*				.1		*									
	100.0		100.0		100.0				100.0		100.0									
VISITED ALL PARKS	28325	22199	5864	-	28325	17680	17357	2756	9609	156	17921	4883	323		5198					
	1.7	2.2	1.0		3.0	2.6	2.7	4.4	4.6	.3	2.9	2.7	.1		2.2					
	100.0	78.4	20.7		100.0	62.4	61.3	9.7	33.9	.5	63.3	17.2	1.1		18.4					
SUMMARY																				
TOTAL BANFF VISITORS	1284447	853473	428983	515983	768464	588217	545011	54711	158344	38353	453581	143402	492707		194757					
	79.0	83.7	71.1	74.7	82.2	85.9	85.9	87.8	75.2	66.6	74.1	79.6	83.1		81.1					
	100.0	66.4	33.4	40.2	59.8	45.8	42.4	4.3	12.3	3.0	35.3	11.2	38.4		15.2					
TOTAL JASPER VISITORS	604130	328203	274907	175028	429102	290323	276145	24884	121077	25729	330553	66643	120446		86488					
	37.2	32.2	45.5	25.3	45.9	42.4	43.5	39.9	57.5	44.7	54.0	37.0	20.3		36.0					
	100.0	54.3	45.5	29.0	71.0	48.1	45.7	4.1	20.0	4.3	54.7	11.0	19.9		14.3					
TOTAL ALBERTA PARKS VISITORS	1552155	989645	560023	642827	909328	666570	618099	60298	203497	57608	576577	164463	579623		231491					
	95.5	97.1	92.8	93.1	97.3	97.3	97.4	96.8	96.6	100.0	94.2	91.3	97.7		96.4					
	100.0	63.8	36.1	41.4	58.6	42.9	39.8	3.9	13.1	3.7	37.1	10.6	37.3		14.9					
TOTAL Yoho VISITORS	175738	100906	74308	48255	127483	87409	84442	9736	41543	1617	112756	19078	15436		28469					
	10.8	9.9	12.3	7.0	13.6	12.8	13.3	15.6	19.7	2.8	18.4	10.6	2.6		11.9					
	100.0	57.4	42.3	27.5	72.5	49.7	48.0	5.5	23.6	.9	64.2	10.9	8.8		16.2					

Continued



Q.7 PARKS ENTERED, VISITED AND PASSED-THROUGH

BASE: PARTY VISITS
 BY PARKS AS MAIN DESTINATION OF ENTIRE TRIP, LENGTH OF STAY, ACCOMMODATION TYPE(S) USED, SEASON

	PARKS MAIN										SEASON			
	===DESTINATION===		==LENGTH OF STAY==			=====ACCOMMODATION TYPE=====								
	TOTAL	YES	NO	SAME-DAY OVERNIGHT	ANY ROOFED	HOTEL, MOTEL, LODGE	ALL OTHER ROOFED	TRAILER, CAMPING	ANY VACATION HOME, VFR	OWN	SUMMER	FALL	WINTER	SPRING
TOTAL KOOTENAY VISITORS	174.205	103.282	70.399	51.689	122.516	74.014	69.215	84.02	4.9582	12.46	110.185	23.513	13.757	26.749
	10.7	10.1	11.7	7.5	13.1	10.8	10.9	13.5	23.5	2.2	18.0	13.1	2.3	11.1
	100.0	59.3	40.4	29.7	70.3	42.5	39.7	4.8	28.5	.7	63.3	13.5	7.9	15.4
TOTAL B. C. PARKS VISITORS	30.5865	17.0618	13.4461	9.6287	20.9577	13.6732	12.9290	15.253	7.6430	2.579	19.0239	3.7084	2.8870	4.9672
	18.8	16.7	22.3	13.9	22.4	20.0	20.4	24.5	36.3	4.5	31.1	20.6	4.9	20.7
	100.0	55.8	44.0	31.5	68.5	44.7	42.3	5.0	25.0	.8	62.2	12.1	9.4	16.2

Q.7 PARKS ENTERED, VISITED AND PASSED-THROUGH
 BASE: PARTY VISITS
 BY TYPE OF EXPENDITURE, OVERALL RATING OF PARKS VISIT

	=====PARTY EXPENDITURE=====				=====OVERALL RATING=====				=PARTY COMPOSITION=			
	TOTAL	DIRECT	ANY PRE-	PREPAID	ENDURE	PAID EXP-	PACKAGE	EXCELLENT	VERY GOOD	GOOD, FAIR	ADULTS	ANY
		ONLY	EXPENDITURE	EXPENDITURE	ONLY	ENDITURE	EXPENDITURE	ONLY	ONLY	POOR	ONLY	UNDER 16
TOTAL PARTY VISITS (ACTUAL)	2351	1818	464	383	1210	688	358	1932	419	17.8	82.2	17.8
TOTAL PARTY VISITS (WEIGHTED)	1625480	1346369	227809	125621	736009	558266	276200	1284126	341354	21.0	79.0	21.0
VISITED BANFF ONLY	842385	731027	86540	38195	358888	313211	150012	667628	174757	51.2	52.0	51.2
	51.8	54.3	38.0	30.4	48.8	56.1	54.3	52.0	51.2	20.7	79.3	20.7
	100.0	86.8	10.3	4.5	42.6	37.2	17.8	79.3	20.7			
VISITED JASPER ONLY	260022	227570	24566	13659	84263	104866	59111	189778	70244	20.6	73.0	27.0
	16.0	16.9	10.8	10.9	11.4	18.8	21.4	14.8	20.6			
	100.0	87.5	9.4	5.3	32.4	40.3	22.7	73.0	27.0			
VISITED YHO ONLY	23713	19205	3303	-	10857	2422	7559	16177	7536	2.2	1.3	2.2
	1.5	1.4	1.4	-	1.5	4	2.7	1.3	2.2			
	100.0	81.0	13.9	-	45.8	10.2	31.9	68.2	31.8			
VISITED KOOTENAY ONLY	48753	47420	-	-	14319	13357	7876	38172	10581	3.1	3.0	3.1
	3.0	3.5	-	-	1.9	2.4	2.9	3.0	3.1			
	100.0	97.3	-	-	29.4	27.4	16.2	78.3	21.7			
VISITED BANFF & JASPER ONLY	217208	154819	53152	33820	120065	73042	20825	178375	38832	11.4	13.9	11.4
	13.4	11.5	23.3	26.9	16.3	13.1	7.5	13.9	11.4			
	100.0	71.3	24.5	15.6	55.3	33.6	9.6	82.1	17.9			
VISITED YHO & KOOTENAY ONLY	859	859	-	-	563	-	297	859	-	0.1	0.1	-
	0.1	0.1	-	-	0.1	-	0.1	0.1	-			
	100.0	100.0	-	-	65.5	-	34.5	100.0	-			
VISITED BANFF & YHO ONLY	51062	31633	18588	3680	37484	10135	3443	47989	3073	5.9	3.7	5.9
	3.1	2.3	8.2	2.8	5.1	1.8	1.2	3.7	5.9			
	100.0	62.0	36.4	6.8	73.4	19.8	6.7	94.0	6.0			
VISITED BANFF & KOOTENAY ONLY	39865	32836	3028	817	21384	10087	6596	32947	6918	2.0	2.6	2.0
	2.5	2.4	1.3	0.7	2.9	1.8	2.4	2.6	2.0			
	100.0	82.4	7.6	2.0	53.6	25.3	16.5	82.6	17.4			
VISITED JASPER & YHO ONLY	4016	4016	-	-	2222	308	1486	3441	575	0.2	0.3	0.2
	0.2	0.3	-	-	0.3	0.1	0.5	0.3	0.2			
	100.0	100.0	-	-	55.3	7.7	37.0	85.7	14.3			

Continued


Q.7 PARKS ENTERED, VISITED AND PASSED-THROUGH
 BASE: PARTY VISITS
 BY TYPE OF EXPENDITURE, OVERALL RATING OF PARKS VISIT

	=====PARTY EXPENDITURE=====				=====OVERALL RATING=====				=PARTY COMPOSITION=		
	DIRECT EXPENDITURE ONLY	ANY PRE- PAID EXP- ENDITURE	PREPAID PACKAGE	EXCELLENT	VERY GOOD	GOOD, ,POOR	FAIR ONLY	ADULTS ONLY	ANY UNDER 16		
VISITED JASPER & KOOTENAY ONLY	3488 -2 100.0	3488 -3 100.0	-	2309 3 66.2	182 * 5.2	997 -4 28.6	3488 -3 100.0	-	-		
VISITED BANFF & JASPER & YOHO ONLY	52869 3.3 100.0	27110 2.0 100.0	23516 11.0 47.5	34585 4.7 65.4	11062 2.0 20.9	6102 2.2 11.5	39514 3.1 74.7	13355 3.9 25.3			
VISITED BANFF & JASPER & KOOTENAY ONLY	38021 2.3 100.0	29608 2.2 100.0	7077 3.1 18.6	7077 5.6 18.6	9598 1.7 25.2	10810 3.9 28.4	26645 2.1 70.1	11376 3.3 29.9			
VISITED BANFF & YOHO & KOOTENAY ONLY	14713 .9 100.0	14713 1.1 100.0	-	9331 1.3 63.4	5034 .9 34.2	348 .1 2.4	12242 1.0 83.2	2471 .7 16.8			
VISITED JASPER & YOHO & KOOTENAY ONLY	182 * 100.0	182 * 100.0	-	-	182 * 100.0	-	182 * 100.0	-			
VISITED ALL PARKS	28325 1.7 100.0	21882 1.6 100.0	6443 2.8 22.7	22694 4.0 17.9	4780 .9 16.9	738 -3 2.6	26689 2.1 94.2	1635 .5 5.8			
SUMMARY											
TOTAL BANFF VISITORS	1284447 79.0 100.0	1043628 77.5 100.0	199940 87.8 15.6	621476 84.4 48.4	436948 78.3 34.0	198874 72.0 15.5	1032028 80.4 80.3	252418 73.9 19.7			
TOTAL JASPER VISITORS	604130 37.2 100.0	468675 34.8 100.0	116350 51.1 19.3	283184 38.5 46.9	204020 36.5 33.8	100069 36.2 16.6	468112 36.5 77.5	136018 39.8 22.5			
TOTAL ALBERTA PARKS VISITORS	1552155 95.5 100.0	1278884 95.0 100.0	224506 98.6 14.5	710271 96.5 45.8	542486 97.2 35.0	260469 94.3 16.8	1228918 95.7 79.2	323237 94.7 20.8			
TOTAL YOHO VISITORS	175738 10.8 100.0	119599 8.9 100.0	53446 23.5 30.4	117735 16.0 67.0	33922 6.1 19.3	19973 7.2 11.4	147093 11.5 83.7	28645 8.4 16.3			

Continued

Q.7 PARKS ENTERED, VISITED AND PASSED-THROUGH
 BASE: PARTY VISITS
 BY TYPE OF EXPENDITURE, OVERALL RATING OF PARKS VISIT

	=====PARTY EXPENDITURE=====			=====OVERALL RATING=====			=====PARTY COMPOSITION=====		
	DIRECT	ANY PRE-	PREPAID	GOOD, FAIR	EXCELLENT	VERY GOOD	GOOD, FAIR	ADULTS	ANY
TOTAL	TURE ONLY	EXPENDITURE	PACKAGE	,POOR	ONLY	GOOD	,POOR	ONLY	UNDER 16
TOTAL KOOTENAY VISITORS	174205	150988	16547	12951	87645	43220	27662	141223	32982
	10.7	11.2	7.3	10.3	11.9	7.7	10.0	11.0	9.7
	100.0	86.7	9.5	7.4	50.3	24.8	15.9	81.1	18.9
TOTAL B.C. PARKS VISITORS	305865	232952	63551	39946	172793	67147	46252	248344	57520
	18.8	17.3	27.9	31.8	23.5	12.0	16.7	19.3	16.9
	100.0	76.2	20.8	13.1	56.5	22.0	15.1	81.2	18.8



Q.7 PARKS ENTERED, VISITED AND PASSED-THROUGH
 BASE: PERSON VISITORS
 BY SPECIFIC PARKS, MAIN PURPOSE OF PARKS VISIT

=====ALBERTA PARKS===== B.C. PARKS===== YOHO KOOTENAY BUSINESS PERSONAL VAC. HOME DAY-USE =====MAIN PURPOSE OF PARKS VISIT=====

	TOTAL	ANY	BANFF	JASPER	ANY	YOHO	KOOTENAY	BUSINESS	PERSONAL	VAC. HOME	RECREAT'L DAY-USE	
VISITED BANFF & JASPER & YOHO ONLY	137743 3.4 100.0	137743 3.5 100.0	137743 4.3 100.0	137743 8.6 100.0	137743 18.4 100.0	137743 32.4 100.0	-	474 .2 .3	633 .1 .5	119950 4.9 87.1	16761 2.5 12.2	
VISITED BANFF & JASPER & KOOTENAY ONLY	100547 2.5 100.0	100547 2.6 100.0	100547 3.2 100.0	100547 6.3 100.0	100547 13.4 100.0	-	100547 23.7 100.0	-	1247 .3 1.2	99177 4.1 98.6	-	
VISITED BANFF & YOHO & KOOTENAY ONLY	34474 .8 100.0	34474 .9 100.0	34474 1.1 100.0	-	34474 4.6 100.0	34474 8.1 100.0	34474 8.1 100.0	-	-	27450 1.1 79.6	-	
VISITED JASPER & YOHO & KOOTENAY ONLY	364 100.0	364 100.0	-	364 100.0	364 100.0	364 100.0	364 100.0	-	-	364 100.0	-	
VISITED ALL PARKS	65437 1.6 100.0	65437 1.7 100.0	65437 2.1 100.0	65437 4.1 100.0	65437 8.7 100.0	65437 15.4 100.0	65437 15.4 100.0	-	-	65437 2.7 100.0	-	
SUMMARY												
TOTAL BANFF VISITORS	3167517 77.6 100.0	3167517 81.2 100.0	3167517 100.0 100.0	867821 54.3 27.4	543761 72.7 17.2	344574 81.0 10.9	299099 70.4 9.4	217681 87.4 6.9	305248 71.7 9.6	1867448 76.6 59.0	549122 82.6 17.3	
TOTAL JASPER VISITORS	1598918 39.2 100.0	1598918 41.0 100.0	867821 27.4 54.3	1598918 100.0 100.0	322904 43.2 20.2	214541 50.4 13.4	174164 41.0 10.9	73940 29.7 4.6	163537 38.4 10.2	1082938 44.4 67.7	146056 22.0 9.1	
TOTAL ALBERTA PARKS VISITORS	3898614 95.5 100.0	3898614 100.0 100.0	3167517 100.0 81.2	1598918 100.0 41.0	562939 75.2 14.4	355935 83.6 9.1	307279 72.3 7.9	232502 93.3 6.0	411112 96.5 10.5	2300343 94.4 59.0	658600 99.1 16.9	
TOTAL YOHO VISITORS	425601 10.4 100.0	355935 9.1 83.6	344574 10.9 81.0	214541 13.4 50.4	425601 56.9 100.0	425601 100.0 100.0	101994 24.0 24.0	21062 8.5 4.9	7263 1.7 1.7	333524 13.7 78.4	40343 6.1 9.5	
TOTAL KOOTENAY VISITORS	424721 10.4 100.0	307279 7.9 72.3	299099 9.4 70.4	174164 10.9 41.0	424721 56.8 100.0	101994 24.0 24.0	424721 100.0 100.0	2941 1.2 .7	18373 4.3 4.3	380736 15.6 89.6	9846 1.5 2.3	

Continued

Q.7 PARKS ENTERED, VISITED AND PASSED-THROUGH
 BASE: PERSON VISITORS
 BY SPECIFIC PARKS, MAIN PURPOSE OF PARKS VISIT

	=====ALBERTA PARKS=====				=====B.C. PARKS=====				=====MAIN PURPOSE OF PARKS VISIT=====			
	TOTAL	ANY	BANFF	JASPER	ANY	YOHO	KOOTENAY	BUSINESS	PERSONAL	VAC. HOME	RECREAT'L	DAY-USE
TOTAL B.C. PARKS VISITORS	748328	562939	543761	322904	748328	425601	424721	24004	25636	619290	50189	
	18.3	14.4	17.2	20.2	100.0	100.0	100.0	9.6	6.0	25.4	7.6	
	100.0	75.2	72.7	43.2	100.0	56.9	56.8	3.2	3.4	82.8	6.7	



0.7 PARKS ENTERED, VISITED AND PASSED-THROUGH
 BASE: PERSON VISITORS
 BY PLACE OF RESIDENCE, MODE OF ENTRY

	=====PLACE OF RESIDENCE=====										=====MODE OF ENTRY=====			
	TOTAL	TOTAL	ALBERTA	B.C.	OTHER	U.S.A.	TOTAL	JAPAN	WEST	ANY	SCHEDULED	CHARTER		
	CANADA	CANADA			CANADA		OTHER	GERMANY	PRIVATE	R.V.	BUS, TRAIN			
TOTAL PERSON VISITORS (ACTUAL)	2351	1532	932	346	254	515	302	140	26	1700	74	318	333	
	100.0	65.2	39.6	14.7	10.8	21.9	12.8	6.0	1.1	72.3	3.1	13.5	14.2	
TOTAL PERSON VISITORS (WEIGHTED)	4084004	3276659	2405079	395658	475921	574763	228355	51473	57134	3777711	139339	116519	189773	
	100.0	80.2	58.9	9.7	11.7	14.1	5.6	1.3	1.4	92.5	3.4	2.9	4.6	
VISITED BANFF ONLY	2059661	1899637	1542190	118090	239357	121388	38637	10720	2775	1982703	18404	52183	24775	
	50.4	58.0	64.1	29.8	50.3	21.1	16.9	20.8	4.9	52.5	13.2	44.8	13.1	
	100.0	92.2	74.9	5.7	11.6	5.9	1.9	.5	.1	96.3	.9	2.5	1.2	
VISITED JASPER ONLY	711921	661430	440416	132755	88260	44017	6179	-	1235	669570	26955	12041	30310	
	17.4	20.2	18.3	33.6	18.5	7.7	2.7	-	2.2	17.7	19.3	10.3	16.0	
	100.0	92.9	61.9	18.6	12.4	6.2	.9	-	.2	94.1	3.8	1.7	4.3	
VISITED YOHO ONLY	67948	64738	54275	8474	1990	3210	-	-	-	67948	2565	-	-	
	1.7	2.0	2.3	2.1	.4	.6	-	-	-	1.8	1.8	-	-	
	100.0	95.3	79.9	12.5	2.9	4.7	-	-	-	100.0	3.8	-	-	
VISITED KOOTENAY ONLY	115723	113496	82644	29273	1579	2226	-	-	-	115557	11459	166	-	
	2.8	3.5	3.4	7.4	.3	.4	-	-	-	3.1	8.2	.1	-	
	100.0	98.1	71.4	25.3	1.4	1.9	-	-	-	99.9	9.9	.1	-	
VISITED BANFF & JASPER ONLY	564094	284793	131597	67929	85267	194405	80963	34855	9216	470815	20143	39976	53303	
	13.8	8.7	5.5	17.2	17.9	33.8	35.5	67.7	16.1	12.5	14.5	34.3	28.1	
	100.0	50.5	23.3	12.0	15.1	34.5	14.4	6.2	1.6	83.5	3.6	7.1	9.4	
VISITED YOHO & KOOTENAY ONLY	1719	1719	1125	594	-	-	-	-	-	1719	594	-	-	
	*	.1	*	.2	-	-	-	-	-	*	.4	-	-	
	100.0	100.0	65.5	34.5	-	-	-	-	-	100.0	34.5	-	-	
VISITED BANFF & YOHO ONLY	106920	78591	51347	7432	19811	18407	9922	1087	-	100185	17617	2310	4424	
	2.6	2.4	2.1	1.9	4.2	3.2	4.3	2.1	-	2.7	12.6	2.0	2.3	
	100.0	73.5	48.0	7.0	18.5	17.2	9.3	1.0	-	93.7	16.5	2.2	4.1	
VISITED BANFF & KOOTENAY ONLY	98641	65411	56817	3101	5493	23038	10192	1275	4926	95489	6416	1651	1501	
	2.4	2.0	2.4	.8	1.2	4.0	4.5	2.5	8.6	2.5	4.6	1.4	.8	
	100.0	66.3	57.6	3.1	5.6	23.4	10.3	1.3	5.0	96.8	6.5	1.7	1.5	
VISITED JASPER & YOHO ONLY	10997	8205	-	3588	4617	493	2299	-	-	10997	2299	-	-	
	.3	.3	-	.9	1.0	.1	1.0	-	-	.3	1.6	-	-	
	100.0	74.6	-	32.6	42.0	4.5	20.9	-	-	100.0	20.9	-	-	

Continued



Q.7 PARKS ENTERED, VISITED AND PASSED-THROUGH
 BASE: PERSON VISITORS
 BY PLACE OF RESIDENCE, MODE OF ENTRY

	=====PLACE OF RESIDENCE=====										=====OTHER COUNTRY=====				=====MODE OF ENTRY=====		
	TOTAL CANADA	ALBERTA	B. C.	OTHER CANADA	U.S.A.	TOTAL OTHER	JAPAN	WEST GERMANY	ANY PRIVATE VEHICLE	R.V., BUS, TRAIN	SCHEDULED BUS, TRAIN	CHARTER					
VISITED JASPER & KOOTENAY ONLY	7817	2912	2956	-	1949	-	-	-	7817	3872	-	-	-	-	-		
	-2	.1	.7		.3				.2	2.8							
	100.0	37.2	37.8		24.9				100.0	49.5							
VISITED BANFF & JASPER & YOHO ONLY	137743	5052	5287	24959	70162	32282	2972	1922	84762	594	7058	45923					
	3.4	1.1	1.3	5.2	12.2	14.1	5.8	3.4	2.2	.4	6.1	24.2					
	100.0	25.6	3.8	18.1	50.9	23.4	2.2	1.4	61.5	.4	5.1	33.3					
VISITED BANFF & JASPER & KOOTENAY ONLY	100547	18439	8679	2924	40713	29793	-	21757	83613	8659	769	16165					
	2.5	.8	2.2	.6	7.1	13.0		38.1	2.2	6.2	.7	8.5					
	100.0	29.9	8.6	2.9	40.5	29.6		21.6	83.2	8.6	.8	16.1					
VISITED BANFF & YOHO & KOOTENAY ONLY	34474	13352	7500	128	12391	1103	-	-	34346	407	128	-					
	.8	.6	1.9	*	2.2	.5			.9	.3	.1						
	100.0	60.9	21.8	.4	35.9	3.2			99.6	1.2	.4						
VISITED JASPER & YOHO & KOOTENAY ONLY	364	364	-	-	-	-	-	-	364	364	-	-					
	*	*							*								
	100.0	100.0							100.0	100.0							
VISITED ALL PARKS	65437	4549	-	1537	42364	16986	564	15303	51828	18994	237	13373					
	1.6	.2		.3	7.4	7.4	1.1	26.8	1.4	13.6	.2	7.0					
	100.0	7.0		2.3	64.7	26.0	.9	23.4	79.2	29.0	.4	20.4					
SUMMARY																	
TOTAL BANFF VISITORS	3167517	1823344	218019	379476	522868	219877	51473	55899	2903741	91232	104312	159463					
	77.6	73.9	55.1	79.7	91.0	96.3	100.0	97.8	76.9	65.5	89.5	84.0					
	100.0	57.6	6.9	12.0	16.5	6.9	1.6	1.8	91.7	2.9	3.3	5.0					
TOTAL JASPER VISITORS	1598918	603328	221193	207563	394104	168502	38391	49433	1379764	81878	60081	159073					
	39.2	31.5	55.9	43.6	68.6	73.8	74.6	86.5	36.5	58.8	51.6	83.8					
	100.0	64.5	13.8	13.0	24.6	10.5	2.4	3.1	86.3	5.1	3.8	9.9					
TOTAL ALBERTA PARKS VISITORS	3898614	3096705	357318	472353	569327	228355	51473	57134	3592488	124721	116353	189773					
	95.5	94.5	90.3	99.3	99.1	100.0	100.0	100.0	95.1	89.5	99.9	100.0					
	100.0	79.4	9.2	12.1	14.6	5.9	1.3	1.5	92.1	3.2	3.0	4.9					
TOTAL YOHO VISITORS	425601	130065	32875	53042	147027	62592	4623	17225	352148	43433	9733	63720					
	10.4	6.6	8.3	11.1	25.6	27.4	9.0	30.1	9.3	31.2	8.4	33.6					
	100.0	50.7	7.7	12.5	34.5	14.7	1.1	4.0	82.7	10.2	2.3	15.0					

Continued

1. The first part of the document discusses the importance of maintaining accurate records of all transactions. This is essential for ensuring the integrity of the financial data and for facilitating the audit process. It is noted that any discrepancies or errors in the records can lead to significant complications and may result in penalties or legal action.

2. The second part of the document outlines the specific procedures that must be followed when recording transactions. This includes the requirement to use the correct accounting entries and to ensure that all supporting documentation is properly filed and indexed. It is emphasized that these procedures must be followed consistently and without exception.

3. The third part of the document addresses the issue of internal controls. It is stated that a robust system of internal controls is necessary to prevent and detect errors and fraud. This includes the implementation of segregation of duties, regular reconciliations, and the use of physical and digital security measures to protect the data.

4. The fourth part of the document discusses the role of management in ensuring compliance with the relevant accounting standards and regulations. It is noted that management is responsible for establishing a strong ethical culture and for providing the necessary resources and support to the accounting department.

5. The fifth part of the document provides a summary of the key points discussed in the document. It is concluded that the successful implementation of these procedures and controls is essential for the long-term success and sustainability of the organization.

Q.7 PARKS ENTERED, VISITED AND PASSED THROUGH
 BASE: PERSON VISITORS
 BY PLACE OF RESIDENCE, MODE OF ENTRY

	=====PLACE OF RESIDENCE=====							=====OTHER COUNTRY=====				=====MODE OF ENTRY=====		
	TOTAL	TOTAL CANADA	ALBERTA	B.C.	OTHER CANADA	U.S.A.	TOTAL OTHER	JAPAN	WEST GERMANY	ANY PRIVATE VEHICLE	R.V.	BUS, TRAIN	CHARTER	
TOTAL KOOTENAY VISITORS	424721	243967	180202	52103	11661	122681	58073	1840	41986	390731	50763	2951	31039	
	10.4	7.4	7.5	13.2	2.5	21.3	25.4	3.6	73.5	10.3	36.4	2.5	16.4	
	100.0	57.4	42.4	12.3	2.7	28.9	13.7	.4	9.9	92.0	12.0	.7	7.3	
TOTAL B.C. PARKS VISITORS	748328	430799	290877	76884	63038	214953	102577	5898	43908	654623	73838	12319	81385	
	18.3	13.1	12.1	19.4	13.2	37.4	44.9	11.5	76.9	17.3	53.0	10.6	42.9	
	100.0	57.6	38.9	10.3	8.4	28.7	13.7	.8	5.9	87.5	9.9	1.6	10.9	



0.7 PARKS ENTERED, VISITED AND PASSED-THROUGH
 BASE: PERSON VISITORS
 BY PARKS AS MAIN DESTINATION OF ENTIRE TRIP, LENGTH OF STAY, ACCOMMODATION TYPE(S) USED, SEASON

	PARKS MAIN		=====ACCOMMODATION TYPE=====										=====SEASON=====			
	TOTAL	YES	NO	SAME-DAY	OVERNIGHT	ANY ROOFED	HOTEL, LODGE	ALL ROOFED	TRAILER, CAMPING	ANY HOME, VFR	OWN VACATION	SUMMER	FALL	WINTER	SPRING	
TOTAL PERSON VISITORS (ACTUAL)	2351	1325	1016	770	1581	1177	1093	117	380	65	1189	378	390	394		
	100.0	56.4	43.2	32.8	67.2	50.1	46.5	5.0	16.2	2.8	50.6	16.1	16.6	16.8		
TOTAL PERSON VISITORS (WEIGHTED)	4084004	2484685	1591502	1795974	2288029	1684147	1581280	135876	527696	122086	1646096	391827	1441483	604597		
	100.0	60.8	39.0	44.0	56.0	41.2	38.7	3.3	12.9	3.0	40.3	9.6	35.3	14.8		
VISITED BANFF ONLY	2059661	1402142	653674	1097598	962064	798032	742139	56446	131157	42837	496618	196660	1038803	327579		
	50.4	56.4	41.1	61.1	42.0	47.4	46.9	41.5	24.9	35.1	30.2	50.2	72.1	54.2		
	100.0	68.1	31.7	53.3	46.7	38.7	36.0	2.7	6.4	2.1	24.1	9.5	50.4	15.9		
VISITED JASPER ONLY	711921	366826	344003	348752	363169	206758	192320	15082	122199	40103	332071	44483	237122	98245		
	17.4	14.8	21.6	19.4	15.9	12.3	12.2	11.1	23.2	32.8	20.2	11.4	16.4	16.2		
	100.0	51.5	48.3	49.0	51.0	29.0	27.0	2.1	17.2	5.6	46.6	6.2	33.3	13.8		
VISITED YOHO ONLY	67948	10952	56996	40011	27937	15659	15659	-	12278	-	41820	9572	15398	1158		
	1.7	.4	3.6	2.2	1.2	.9	1.0	-	2.3	-	2.5	2.4	1.1	2.2		
	100.0	16.1	83.9	58.9	41.1	23.0	23.0	-	18.1	-	61.5	14.1	22.7	1.7		
VISITED KOOTENAY ONLY	115723	66208	49515	76737	38986	35472	31455	4018	3514	-	51334	26538	22942	14908		
	2.8	2.7	3.1	4.3	1.7	2.1	2.0	3.0	.7	-	3.1	6.8	1.6	2.5		
	100.0	57.2	42.8	66.3	33.7	30.7	27.2	3.5	3.0	-	44.4	22.9	19.8	12.9		
VISITED BANFF & JASPER ONLY	564094	299857	264237	110609	453485	343943	327808	22505	96226	34206	330164	64378	98380	71172		
	13.8	12.1	16.6	6.2	19.8	20.4	20.7	16.6	18.2	28.0	20.1	16.4	6.8	11.8		
	100.0	53.2	46.8	19.6	80.4	61.0	58.1	4.0	17.1	6.1	58.5	11.4	17.4	12.6		
VISITED YOHO & KOOTENAY ONLY	1719	1125	594	-	1719	-	-	-	1719	-	1125	594	-	-		
	*	*	*		.1				.3		.1	.2				
	100.0	65.5	34.5	100.0	100.0				100.0		65.5	34.5				
VISITED BANFF & YOHO ONLY	106920	65980	40416	40118	66802	36378	34625	1754	28507	2335	44351	6847	21716	34006		
	2.6	2.7	2.5	2.2	2.9	2.2	2.2	1.3	5.4	1.9	2.7	1.7	1.5	5.6		
	100.0	61.7	37.8	37.5	62.5	34.0	32.4	1.6	26.7	2.2	41.5	6.4	20.3	31.8		
VISITED BANFF & KOOTENAY ONLY	98641	47251	51389	40607	58034	27897	23166	8261	30137	1941	70669	8879	5696	13397		
	2.4	1.9	3.2	2.3	2.5	1.7	1.5	6.1	6.1	1.6	4.3	2.3	.4	2.2		
	100.0	47.9	52.1	41.2	58.8	28.3	23.5	8.4	30.6	2.0	71.6	9.0	5.8	13.6		
VISITED JASPER & YOHO ONLY	10997	2792	8205	4617	6380	-	-	-	6380	-	10997	-	-	-		
	.3	.1	.5	.3	.3				1.2		.7					
	100.0	25.4	74.6	42.0	58.0				58.0		100.0					

Continued



0.7 PARKS ENTERED, VISITED AND PASSED-THROUGH
 BASE: PERSON VISITORS
 BY PARKS AS MAIN DESTINATION OF ENTIRE TRIP, LENGTH OF STAY, ACCOMMODATION TYPE(S) USED, SEASON

	=====DESTINATION=====				=====ACCOMMODATION TYPE=====										=====SEASON=====			
	TOTAL	YES	NO	SAME-DAY OVERNIGHT	ANY ROOFED	HOTEL, LODGE	ALL OTHER ROOFED	TRAILER, CAMPER	ANY TRAILER, CAMPER	OWN HOME, VFR	VACATION HOME, VFR	SUMMER	FALL	WINTER	SPRING			
VISITED JASPER & KOOTENAY ONLY	7817	4556	3261	-	7817	3476	-	-	4341	-	5306	684	-	-	1826			
	-2	-2	-2	-	-3	-2	-	-	.8	-	.3	-2	-	-	.3			
	100.0	58.3	41.7	100.0	100.0	44.5	44.5	55.5	8.8	8.8	67.9	8.8	8.8	23.4				
VISITED BANFF & JASPER & YOHO ONLY	137743	78142	59601	20461	117281	104714	99995	20085	20544	226	113339	12673	451	*	11281			
	3.4	3.1	3.7	1.1	5.1	6.2	6.3	14.8	3.9	-2	6.9	3.2	*	*	1.9			
	100.0	56.7	43.3	14.9	85.1	76.0	72.6	14.6	14.9	.2	82.3	9.2	.3	.3	8.2			
VISITED BANFF & JASPER & KOOTENAY ONLY	100547	62161	38124	2558	97989	58005	57802	1753	43732	-	70359	9881	-	-	20307			
	2.5	2.5	2.4	-1	4.3	3.4	3.7	1.3	8.3	-	4.3	2.5	-	-	3.4			
	100.0	61.8	37.9	2.5	97.5	57.7	57.5	1.7	43.5	70.0	70.0	9.8	9.8	20.2				
VISITED BANFF & YOHO & KOOTENAY ONLY	34474	26795	7680	13907	20567	15869	15869	128	4698	128	33123	655	-	-	696			
	.8	1.1	.5	.8	.9	.9	1.0	.1	.9	.1	2.0	.2	-	-	.1			
	100.0	77.7	22.3	40.3	59.7	46.0	46.0	.4	13.6	.4	96.1	1.9	1.9	2.0				
VISITED JASPER & YOHO & KOOTENAY ONLY	364	-	364	-	364	-	-	-	364	-	364	-	-	-	-			
	*		*		*				.1		*							
	100.0	100.0	100.0	100.0	100.0	100.0	100.0	100.0	100.0	100.0	100.0	100.0	100.0	100.0	100.0			
VISITED ALL PARKS	65437	49898	13444	-	65437	37944	36967	5844	21901	312	44455	9984	976	976	10022			
	1.6	2.0	.8	-	2.9	2.3	2.3	4.3	4.2	.3	2.7	2.5	.1	.1	1.7			
	100.0	76.3	20.5	100.0	100.0	58.0	56.5	8.9	33.5	.5	67.9	15.3	1.5	1.5	15.3			
SUMMARY																		
TOTAL BANFF VISITORS	3167517	2032225	1128565	1325858	1841658	1422782	1338371	116776	376902	81983	1203079	309955	1166022	1166022	488461			
	77.6	81.8	70.9	73.8	80.5	84.5	84.6	85.9	71.4	67.2	73.1	79.1	80.9	80.9	80.8			
	100.0	64.2	35.6	41.9	58.1	44.9	42.3	3.7	11.9	2.6	38.0	9.8	36.8	36.8	15.4			
TOTAL JASPER VISITORS	1598918	864231	731239	486997	1111921	754840	718368	65270	315686	74846	907055	142081	336929	336929	212854			
	39.2	34.8	45.9	27.1	48.6	44.8	45.4	48.0	59.8	61.3	55.1	36.3	23.4	23.4	35.2			
	100.0	54.1	45.7	30.5	69.5	47.2	44.9	4.1	19.7	4.7	56.7	8.9	21.1	21.1	13.3			
TOTAL ALBERTA PARKS VISITORS	3898614	2406399	1484398	1679227	2219387	1633016	1534167	131858	510186	122086	1551816	355123	1403144	1403144	588531			
	95.5	96.8	93.3	93.5	97.0	97.0	97.0	97.0	96.7	100.0	94.3	90.6	97.3	97.3	97.3			
	100.0	61.7	38.1	43.1	56.9	41.9	39.4	3.4	13.1	3.1	39.8	9.1	36.0	36.0	15.1			
TOTAL YOHO VISITORS	425601	235684	187298	119114	306487	210564	203115	27811	96391	3000	289574	40324	38540	38540	57163			
	10.4	9.5	11.8	6.6	13.4	12.5	12.8	20.5	18.3	2.5	17.6	10.3	2.7	2.7	9.5			
	100.0	55.4	44.0	28.0	72.0	49.5	47.7	6.5	22.6	.7	68.0	9.5	9.1	9.1	13.4			

Q.7 PARKS ENTERED, VISITED AND PASSED-THROUGH
 BASE: PERSON VISITORS
 BY PARKS AS MAIN DESTINATION OF ENTIRE TRIP, LENGTH OF STAY, ACCOMMODATION TYPE(S) USED, SEASON

	PARKS MAIN																			
	=====DESTINATION=====					=====LENGTH OF STAY=====					=====ACCOMMODATION TYPE=====					=====SEASON=====				
	TOTAL	YES	NO	SAME-DAY	OVERNIGHT	ANY ROOFED	HOTEL, LODGE	ALL OTHER ROOFED	TRAILER, CAMPING	ANY HOME,VFR	SUMMER	FALL	WINTER	SPRING						
TOTAL KOOTENAY VISITORS	424721	257994	164370	133809	290912	178662	168734	20004	110405	2380	276735	57214	29614	61156						
	10.4	10.4	10.3	7.5	12.7	10.6	10.7	14.7	20.9	1.9	16.8	14.6	2.1	10.1						
	100.0	60.7	38.7	31.5	68.5	42.1	39.7	4.7	26.0	.6	65.2	13.5	7.0	14.4						
TOTAL B.C. PARKS VISITORS	748328	415860	329587	239016	509312	335414	319013	41843	178115	4941	487243	86306	67178	107601						
	18.3	16.7	20.7	13.3	22.3	19.9	20.2	30.8	33.8	4.0	29.6	22.0	4.7	17.8						
	100.0	55.6	44.0	31.9	68.1	44.8	42.6	5.6	23.8	.7	65.1	11.5	9.0	14.4						

Q.7 PARKS ENTERED, VISITED AND PASSED-THROUGH
 BASE: PERSON VISITORS
 BY AGE, SEX, OCCUPATION

	=====AGE=====					=====SEX=====		=====OCCUPATION=====			
	TOTAL	16-24 YEARS	25-34 YEARS	35-54 YEARS	55+ YEARS	MALE	FEMALE	PROFES- SIONAL, EXECUTIVE ,MANAGER	OTHER WHITE COLLAR	SKILLED UNSKILLED LABOUR	NOT IN LABOUR FORCE
TOTAL PERSON VISITORS (ACTUAL)	2351 100.0	260 11.1	601 25.6	802 34.1	616 26.2	1387 59.0	908 38.6	752 32.0	515 21.9	446 19.0	533 22.7
TOTAL PERSON VISITORS (WEIGHTED)	4084004 100.0	358064 8.8	1074926 26.3	1776183 43.5	788422 19.3	2414653 59.1	1633241 40.0	1470245 36.0	1024787 25.1	735510 18.0	760575 18.6
VISITED BANFF ONLY	2059661 50.4 100.0	212578 59.4 10.3	594174 55.3 28.8	928834 52.3 45.1	298203 37.8 14.5	1203268 49.8 58.4	845908 51.8 41.1	784629 53.4 38.1	592163 57.8 28.8	350808 47.7 17.0	304690 40.1 14.8
VISITED JASPER ONLY	711921 17.4 100.0	55698 15.6 7.8	207279 19.3 29.1	293377 16.5 41.2	118539 15.0 16.7	464201 19.2 65.2	237161 14.5 33.3	204800 13.9 28.8	152413 14.9 21.4	198927 27.0 27.9	146587 19.3 20.6
VISITED YOHO ONLY	67948 1.7 100.0	3809 1.1 5.6	15913 1.5 23.4	41643 2.3 61.3	6583 0.8 9.7	16756 0.7 24.7	51192 3.1 75.3	8601 0.6 12.7	34644 3.4 51.0	5513 0.7 8.1	18197 2.4 26.8
VISITED KOOTENAY ONLY	115723 2.8 100.0	12761 3.6 11.0	36879 3.4 31.9	18419 1.0 15.9	46330 5.9 40.0	80525 3.3 69.6	33865 2.1 29.3	44793 3.0 38.7	24267 2.4 21.0	14598 2.0 12.6	26996 3.5 23.3
VISITED BANFF & JASPER ONLY	564094 13.8 100.0	46978 13.1 8.3	99845 9.3 17.7	254438 14.3 45.1	152529 19.3 27.0	337477 14.0 59.8	217498 13.3 38.6	252891 17.2 44.8	80850 7.9 14.3	87575 11.9 15.5	114795 15.1 20.4
VISITED YOHO & KOOTENAY ONLY	1719 * 100.0	- - -	- - -	1125 0.1 65.5	594 0.1 34.5	1719 0.1 100.0	- - -	1125 0.1 65.5	- - -	- - -	594 0.1 34.5
VISITED BANFF & YOHO ONLY	106920 2.6 100.0	6617 1.8 6.2	31201 2.9 29.2	59268 3.3 55.4	8524 1.1 8.0	59453 2.5 55.6	46943 2.9 43.9	35816 2.4 33.5	48430 4.7 45.3	8083 1.1 7.6	12656 1.7 11.8
VISITED BANFF & KOOTENAY ONLY	98641 2.4 100.0	7685 2.1 7.8	20028 1.9 20.3	53817 3.0 54.6	17110 2.2 17.3	64640 2.7 65.5	34001 2.1 34.5	25011 1.7 25.4	10810 1.1 11.0	25125 3.4 25.5	29718 3.9 30.1
VISITED JASPER & YOHO ONLY	10997 0.3 100.0	- - -	- - -	7589 0.4 69.0	3408 0.4 31.0	616 * 5.6	10381 0.6 94.4	2299 0.2 20.9	3465 0.3 31.5	616 0.1 5.6	4617 0.6 42.0

Continued

G. 7 PARKS ENTERED, VISITED AND PASSED-THROUGH
 BASE: PERSON VISITORS
 BY AGE, SEX, OCCUPATION

	AGE					SEX		OCCUPATION				NOT IN LABOUR FORCE
	16-24 YEARS	25-34 YEARS	35-54 YEARS	55+ YEARS	MALE	FEMALE	PROFESS- IONAL, EXECUTIVE ,MANAGER	OTHER COLLAR	WHITE UNSKILLED LABOUR	SKILLED LABOUR		
TOTAL	7817	1418	2227	4172	4042	3775	1661	-	1599	2510		
VISITED JASPER & KOOTENAY ONLY	-2	-1	-1	-5	2	2	-1	-	-2	-3		
	100.0	18.1	28.5	53.4	51.7	48.3	21.3		20.5	32.1		
VISITED BANFF & JASPER & YOHO ONLY	137743	25852	39932	63507	69693	66217	37198	32369	8774	53964		
	3.4	2.4	2.2	8.1	2.9	4.1	2.5	3.2	1.2	7.1		
	100.0	4.2	18.8	46.1	50.6	48.1	27.0	23.5	6.4	39.2		
VISITED BANFF & JASPER & KOOTENAY ONLY	100547	35748	26366	27187	44121	54430	41730	17350	20095	19675		
	2.5	1.1	1.5	3.4	1.8	3.3	2.8	1.7	2.7	2.6		
	100.0	4.0	35.6	27.0	43.9	54.1	41.5	17.3	20.0	19.6		
VISITED BANFF & YOHO & KOOTENAY ONLY	34474	824	22749	10494	23452	11022	4420	7457	8044	13966		
	.8	.1	1.3	1.3	1.0	.7	.3	.7	1.1	1.8		
	100.0	1.2	66.0	30.4	68.0	32.0	12.8	21.6	23.3	40.5		
VISITED JASPER & YOHO & KOOTENAY ONLY	364	-	364	-	-	364	-	-	364	-		
	*		*			*			*			
	100.0		100.0			100.0			100.0			
VISITED ALL PARKS	65437	5764	26035	31243	44691	20485	25272	20567	5390	11609		
	1.6	.5	1.5	4.0	1.9	1.3	1.7	2.0	.7	1.5		
	100.0	2.7	39.8	47.7	68.3	31.3	38.6	31.4	8.2	17.7		
SUMMARY												
TOTAL BANFF VISITORS	3167517	813437	1411439	608797	1846794	1296504	1206966	809997	513893	561074		
	77.6	75.7	79.5	77.2	76.5	79.4	82.1	79.0	69.9	73.8		
	100.0	25.7	44.6	19.2	58.3	40.9	38.1	25.6	16.2	17.7		
TOTAL JASPER VISITORS	1598918	375906	650328	400585	964840	610310	565850	307015	323339	353758		
	39.2	35.0	36.6	50.8	40.0	37.4	38.5	30.0	44.0	46.5		
	100.0	7.1	40.7	25.1	60.3	38.2	35.4	19.2	20.2	22.1		
TOTAL ALBERTA PARKS VISITORS	3898614	1022134	1714996	734916	2315653	1548184	1415726	965875	715399	714789		
	95.5	95.1	96.6	93.2	95.9	94.8	96.3	94.3	97.3	94.0		
	100.0	8.8	26.2	18.9	59.4	39.7	36.3	24.8	18.4	18.3		
TOTAL YOHO VISITORS	425601	18348	198705	124353	216380	206603	114731	146933	36783	115603		
	10.4	5.1	7.4	15.8	9.0	12.6	7.8	14.3	5.0	15.2		
	100.0	4.3	18.7	29.2	50.8	48.5	27.0	34.5	8.6	27.2		

Continued

Q.7 PARKS ENTERED, VISITED AND PASSED-THROUGH
 BASE: PERSON VISITORS
 BY AGE, SEX, OCCUPATION

	=====AGE=====				=====SEX=====		=====OCCUPATION=====			
	16-24 YEARS	25-34 YEARS	35-54 YEARS	55+ YEARS	MALE	FEMALE	PROFESS- IONAL, EXECUTIVE ,MANAGER	OTHER WHITE COLLAR	SKILLED UNSKILLED LABOUR	NOT IN LABOUR FORCE
TOTAL	10.4	10.4	10.4	10.4	10.9	9.7	9.8	7.9	10.2	13.8
	100.0	100.0	100.0	100.0	62.0	37.2	33.9	18.9	17.7	24.7
TOTAL KOOTENAY VISITORS	424721	100661	151103	137130	263190	157942	144012	80452	75215	105069
	18.3	16.2	16.9	27.8	17.0	20.4	15.5	19.5	13.4	25.6
	100.0	100.0	100.0	100.0	54.7	44.5	30.5	26.6	13.1	26.0
TOTAL B.C. PARKS VISITORS	748328	173628	299535	219152	409707	332674	227926	199360	98200	194503

Q.78 USE OF INFORMATION CENTRES, NATURALIST SERVICES, INTERPRETIVE EVENTS, HOT SPRING POOLS IN PARKS ENTERED
 BASE: PARTY ENTRANTS (EXCLUDING CHARTERS AND NON-ENGLISH ... QUESTION NOT ASKED)
 BY ENTRANTS/VISITORS TO SPECIFIC PARKS

	TOTAL ENTRANTS				TOTAL VISITORS									
	TOTAL	ANY	BANFF	JASPER	TOTAL	ANY	BANFF	JASPER						
TOTAL PARTY ENTRANTS (ACTUAL)	2867	2824	2146	1400	1308	953	520	1987	1906	1398	1018	380	217	213
	100.0	98.5	74.9	48.8	45.6	33.2	18.1	100.0	95.9	70.4	51.2	19.1	10.9	10.7
TOTAL PARTY ENTRANTS (WEIGHTED)	2143634	2109470	1806064	690732	980002	660570	433985	1528138	1454813	1196979	523126	266140	145880	158569
	100.0	98.4	84.3	32.2	45.7	30.8	20.2	100.0	95.2	78.3	34.2	17.4	9.5	10.4
USED ANY SPECIFIED PARK SERVICE	620819	613458	560002	250253	277038	161080	174713	620819	570074	501424	241161	186043	91285	126809
	29.0	29.1	31.0	36.2	28.3	24.4	40.3	40.6	39.2	41.9	46.1	69.9	62.6	80.0
	100.0	98.8	90.2	40.3	44.6	25.9	28.1	100.0	91.8	80.8	38.8	30.0	14.7	20.4
USED BANFF SPECIFIED PARK SERVICE	454201	454201	454201	152695	177048	118197	101338	454201	454201	454201	147722	97556	63387	61176
	21.2	21.5	25.1	22.1	18.1	17.9	23.4	29.7	31.2	37.9	28.2	36.7	43.5	38.6
	100.0	100.0	100.0	33.6	39.0	26.0	22.3	100.0	100.0	100.0	32.5	21.5	14.0	13.5
USED JASPER SPECIFIED PARK SERVICE	200058	200058	146602	200058	107302	74835	62820	200058	200058	131590	200058	59907	42256	36407
	9.3	9.5	8.1	29.0	10.9	11.3	14.5	13.1	13.8	11.0	38.2	22.5	29.0	23.0
	100.0	100.0	73.3	100.0	53.6	37.4	31.4	100.0	100.0	65.8	100.0	29.9	21.1	18.2
USED Yoho SPECIFIED PARK SERVICE	65099	65099	65099	34826	65099	65099	24775	65099	51010	49941	32610	65099	65099	22210
	3.0	3.1	3.6	5.0	6.6	9.9	5.7	4.3	3.5	4.2	6.2	24.5	44.6	14.0
	100.0	100.0	100.0	53.5	100.0	100.0	38.1	100.0	78.4	76.7	50.1	100.0	100.0	34.1
USED Kootenay SPECIFIED PARK SERVICE	107754	100393	99480	42942	107754	37604	107754	107754	70536	68406	36299	107754	29705	107754
	5.0	4.8	5.5	6.2	11.0	5.7	24.8	7.1	4.8	5.7	6.9	40.5	20.4	68.0
	100.0	93.2	92.3	39.9	100.0	34.9	100.0	100.0	65.5	63.5	33.7	100.0	27.6	100.0
DID NOT USE ANY PARK SERVICE	1522815	1496013	1246062	440479	702964	499490	259272	907319	884739	695555	281965	80097	54595	31760
	71.0	70.9	69.0	63.8	71.7	75.6	59.7	59.4	60.8	58.1	53.9	30.1	37.4	20.0
	100.0	98.2	81.8	28.9	46.2	32.8	17.0	100.0	97.5	76.7	31.1	8.8	6.0	3.5

Q.7B USE OF INFORMATION CENTRES, NATURALIST SERVICES, INTERPRETIVE EVENTS, HOT SPRING POOLS IN PARKS ENTERED
 BASE: PERSON ENTRANTS (EXCLUDING CHARTERS AND NON-ENGLISH ... QUESTION NOT ASKED)
 BY ENTRANTS/VISITORS TO SPECIFIC PARKS

	TOTAL ENTRANTS					TOTAL VISITORS							
	TOTAL	ANY	BANFF	JASPER	YOHO KOOTENAY	TOTAL	ANY	BANFF	JASPER	YOHO KOOTENAY			
TOTAL PERSON ENTRANTS (ACTUAL)	2867	2824	2146	1400	953	520	1987	1906	1398	1018	380	217	213
	100.0	98.5	74.9	48.8	33.2	18.1	100.0	95.9	70.4	51.2	19.1	10.9	10.7
TOTAL PERSON ENTRANTS (WEIGHTED)	5304308	5234503	4456732	1809191	1588631	1088132	3875228	3689839	2989157	1427015	661529	361394	388756
	100.0	98.7	84.0	34.1	29.9	20.5	100.0	95.2	77.1	36.8	17.1	9.3	10.0
USED ANY SPECIFIED PARK SERVICE	1692735	1676793	1525801	677562	414437	452716	1692735	1555292	1354109	659363	479578	230130	322189
	31.9	32.0	34.2	37.5	26.1	41.6	43.7	42.2	45.3	46.2	72.5	63.7	82.9
	100.0	99.1	90.1	40.0	24.5	26.7	100.0	91.9	80.0	39.0	28.3	13.6	19.0
USED BANFF SPECIFIED PARK SERVICE	1229066	1229066	1229066	402004	292685	258306	1229066	1229066	1229066	392190	241004	156528	146929
	23.2	23.5	27.6	22.2	18.4	23.7	31.7	33.3	41.1	27.5	36.4	43.3	37.8
	100.0	100.0	100.0	32.7	23.8	21.0	100.0	100.0	100.0	31.9	19.6	12.7	12.0
USED JASPER SPECIFIED PARK SERVICE	548799	548799	397807	548799	203070	163837	548799	548799	347981	548799	159595	105508	97065
	10.3	10.5	8.9	30.3	12.4	15.1	14.2	14.9	11.6	38.5	24.1	29.2	25.0
	100.0	100.0	72.5	100.0	53.9	37.0	100.0	100.0	63.4	100.0	29.1	19.2	17.7
USED YOHO SPECIFIED PARK SERVICE	168090	168090	168090	83672	168090	58618	168090	123503	120710	80892	168090	168090	53427
	3.2	3.2	3.8	4.6	7.0	5.4	4.3	3.3	4.0	5.7	25.4	46.5	13.7
	100.0	100.0	100.0	49.8	100.0	34.9	100.0	73.5	71.8	48.1	100.0	100.0	31.8
USED KOOTENAY SPECIFIED PARK SERVICE	272465	256523	254697	103495	94214	272465	272465	178484	173383	90014	272465	68722	272465
	5.1	4.9	5.7	5.7	11.4	25.0	7.0	4.8	5.8	6.3	41.2	19.0	70.1
	100.0	94.1	93.5	38.0	34.6	100.0	100.0	65.5	63.6	33.0	100.0	25.2	100.0
DID NOT USE ANY PARK SERVICE	3611573	3557710	2930931	1131629	1174194	635416	2182493	2134547	1635047	767653	181951	131264	66567
	68.1	68.0	65.8	62.5	73.9	58.4	56.3	57.8	54.7	53.8	27.5	36.3	17.1
	100.0	98.5	81.2	31.3	32.5	17.6	100.0	97.8	74.9	35.2	8.3	6.0	3.1

9.7B USE OF INFORMATION CENTRES, NATURALIST SERVICES, INTERPRETIVE EVENTS, HOT SPRING POOLS IN PARKS ENTERED
 BASE: PARTY VISITS (EXCLUDING CHARTERS AND NON-ENGLISH ... QUESTION NOT ASKED)
 BY SPECIFIC PARKS, MAIN PURPOSE OF PARKS VISIT

	=====ALBERTA PARKS=====										=====B.C. PARKS=====			=====MAIN PURPOSE OF PARKS VISIT=====		
	TOTAL	ANY	BANFF	JASPER	ANY	YOHO	KOOTENAY	BUSINESS	PERSONAL	VAC.	RECREAT'L	HOME	DAY-USE	VACATION,	RECREAT'L	DAY-USE
TOTAL PARTY VISITS (ACTUAL)	1987	1906	1398	1018	380	217	213	114	221	1272	259	13.0				
	100.0	95.9	70.4	51.2	19.1	10.9	10.7	5.7	11.1	64.0	17.8					
TOTAL PARTY VISITS (WEIGHTED)	1528138	1454813	1196979	523126	266140	145880	158569	99375	165708	872801	272370	17.8				
	100.0	95.2	78.3	34.2	17.4	9.5	10.4	6.5	10.8	57.1	17.8					
USED ANY SPECIFIED PARK SERVICE	620819	570074	501424	241161	186043	91285	126809	30168	33091	448409	86667	31.8				
	100.0	91.8	80.8	38.8	30.0	14.7	20.4	4.9	5.3	72.2	14.0					
USED BANFF SPECIFIED PARK SERVICE	454201	454201	454201	147722	97556	63387	61176	24988	21297	317547	76471	28.1				
	100.0	100.0	100.0	32.5	21.5	14.0	13.5	5.5	4.7	69.9	16.8					
USED JASPER SPECIFIED PARK SERVICE	200058	200058	131590	200058	59907	42256	36407	8677	9458	166746	10594	3.9				
	100.0	100.0	65.8	100.0	29.9	21.1	18.2	4.3	4.7	83.3	5.3					
USED YOHO SPECIFIED PARK SERVICE	65099	51010	49941	32610	65099	65099	22210	4351	1369	58282	271	1.1				
	100.0	78.4	76.7	50.1	100.0	100.0	34.1	6.7	2.1	89.5	.4					
USED KOOTENAY SPECIFIED PARK SERVICE	107754	70536	68406	36299	107754	29705	107754	44	2890	95132	4646	1.7				
	100.0	65.5	63.5	33.7	100.0	27.6	100.0	*	2.7	88.3	4.3					
DID NOT USE ANY PARK SERVICE	907319	884739	695555	281965	80097	54595	31760	69207	132617	424392	185704	68.2				
	100.0	97.5	76.7	31.1	8.8	6.0	3.5	7.6	14.6	46.8	20.5					

Q.7B USE OF INFORMATION CENTRES, NATURALIST SERVICES, INTERPRETIVE EVENTS, HOT SPRING POOLS IN PARKS ENTERED
 BASE: PARTY VISITS (EXCLUDING CHARTERS AND NON-ENGLISH ... QUESTION NOT ASKED)
 BY PLACE OF RESIDENCE, MODE OF ENTRY

	PLACE OF RESIDENCE										OTHER COUNTRY			MODE OF ENTRY		
	TOTAL	TOTAL	ALBERTA	B. C.	OTHER	U.S.A.	TOTAL	JAPAN	GERMANY	WEST	ANY	SCHEDULED	R.V.	BUS, TRAIN	CHARTER	
	CANADA	CANADA			CANADA		OTHER				PRIVATE					
TOTAL PARTY VISITS (ACTUAL)	1987	1477	898	344	235	369	139	6	20	1694	72	293	3.6	14.7	-	
	100.0	74.3	45.2	17.3	11.8	18.6	7.0	.3	1.0	85.3	3.6	14.7				
TOTAL PARTY VISITS (WEIGHTED)	1528138	1271017	945398	165063	160556	197282	58708	558	15536	1465111	44875	63027	2.9	4.1	-	
	100.0	83.2	61.9	10.8	10.5	12.9	3.8	*	1.0	95.9	2.9	4.1				
USED ANY SPECIFIED PARK SERVICE	620819	466409	345764	42047	78598	117488	35938	100	12756	591196	35402	29623	47.0	4.8	-	
	100.0	40.6	36.7	25.5	49.0	59.6	61.2	18.0	82.1	40.4	78.9	47.0	5.7	4.8	-	
	100.0	75.1	55.7	6.8	12.7	18.9	5.8	*	2.1	95.2	5.7	4.8				
USED BANFF SPECIFIED PARK SERVICE	454201	318570	237789	16821	63960	102425	32223	100	11420	427909	20412	26292	4.5	5.8	-	
	100.0	29.7	25.1	10.2	39.8	51.9	54.9	18.0	73.5	29.2	45.5	41.7	4.5	5.8	-	
	100.0	70.1	52.4	3.7	14.1	22.6	7.1	*	2.5	94.2	4.5	5.8				
USED JASPER SPECIFIED PARK SERVICE	200058	98023	52868	18931	26224	74160	26891	100	12714	185990	21254	14068	22.3	7.0	-	
	100.0	13.1	7.7	5.6	16.3	37.6	45.8	18.0	81.8	12.7	47.4	22.3	10.6	7.0	-	
	100.0	49.0	26.4	9.5	13.1	37.1	13.4	.1	6.4	93.0	10.6	7.0				
USED YOKO SPECIFIED PARK SERVICE	65099	30568	21262	7217	2070	23381	11169	-	6598	62863	14351	2235	3.5	3.4	-	
	100.0	4.3	2.4	2.2	4.4	11.9	19.0	19.0	42.5	4.3	32.0	3.5	22.0	3.4	-	
	100.0	46.9	32.7	11.1	3.2	35.9	17.2		10.1	96.6	22.0	3.4				
USED KOOTENAY SPECIFIED PARK SERVICE	107754	72615	56264	14448	1903	22993	12146	-	7358	107050	11941	704	1.1	.7	-	
	100.0	7.1	5.7	6.0	1.2	11.7	20.7		47.4	7.3	26.6	1.1	11.1	.7	-	
	100.0	67.4	52.2	13.4	1.8	21.3	11.3		6.8	99.3	11.1	.7				
DID NOT USE ANY PARK SERVICE	907319	804608	599634	123016	81958	79794	22770	458	2780	873915	9473	33404	21.1	3.7	-	
	100.0	59.4	63.3	63.4	51.0	40.4	38.8	82.0	17.9	59.6	21.1	53.0	1.0	3.7	-	
	100.0	88.7	66.1	13.6	9.0	8.8	2.5	.1	.3	96.3	1.0	3.7				

0.7B USE OF INFORMATION CENTRES, NATURALIST SERVICES, INTERPRETIVE EVENTS, HOT SPRING POOLS IN PARKS ENTERED
 BASE: PARTY VISITS (EXCLUDING CHARTERS AND NON-ENGLISH ... QUESTION NOT ASKED)
 BY PARKS AS MAIN DESTINATION OF ENTIRE TRIP, LENGTH OF STAY, ACCOMMODATION TYPE(S) USED, SEASON

	PARKS MAIN										=====SEASON=====			
	TOTAL	YES	NO	SAME-DAY OVERNIGHT	ANY ROOFED	HOTEL, LODGE	ALL OTHER ROOFED	TRAILER, CAMPING	ANY VACATION HOME, VFR	SUMMER	FALL	WINTER	SPRING	
TOTAL PARTY VISITS (ACTUAL)	1987 100.0	1051 52.9	930 46.8	767 38.6	1220 61.4	826 41.6	750 37.7	103 5.2	373 18.8	64 3.2	295 14.8	348 17.5	345 17.4	
TOTAL PARTY VISITS (WEIGHTED)	1528138 100.0	945577 61.9	581122 38.0	690181 45.2	837957 54.8	594615 38.9	545655 35.7	59586 3.9	207445 13.6	57495 3.8	170493 11.2	574388 37.6	222812 14.6	
USED ANY SPECIFIED PARK SERVICE	620819 40.6 100.0	402206 42.5 64.8	218422 37.6 35.2	196572 28.5 31.7	424247 50.6 68.3	260272 43.8 41.9	230295 42.2 37.1	40170 67.4 6.5	164652 79.4 26.5	15068 26.2 2.4	71485 41.9 11.5	151806 26.4 24.5	80864 36.3 13.0	
USED BANFF SPECIFIED PARK SERVICE	454201 29.7 100.0	315743 33.4 69.5	138396 23.8 30.5	135274 19.6 29.8	318927 38.1 70.2	208361 35.0 45.9	184957 33.9 40.7	32324 54.2 7.1	112261 54.1 24.7	12299 21.4 2.7	57212 33.6 12.6	127010 22.1 28.0	63529 28.5 14.0	
USED JASPER SPECIFIED PARK SERVICE	200058 13.1 100.0	128991 13.6 64.5	70939 12.2 35.5	36575 5.3 18.3	163483 19.5 81.7	89259 15.0 44.6	81384 14.9 40.7	16596 27.9 8.3	77462 37.3 38.7	1852 3.2 .9	24839 14.6 12.4	14734 2.6 7.4	19097 8.6 9.5	
USED Yoho SPECIFIED PARK SERVICE	65099 4.3 100.0	44204 4.7 67.9	20895 3.6 32.1	11729 1.7 18.0	53370 6.4 82.0	26138 4.4 40.2	25539 4.7 39.2	4217 7.1 6.5	26887 13.0 41.3	1243 2.2 1.9	48128 2.8 7.2	3377 .6 5.2	8884 4.0 13.6	
USED KOOTENAY SPECIFIED PARK SERVICE	107754 7.1 100.0	61906 6.5 57.5	45848 7.9 42.5	34805 5.0 32.3	72949 8.7 67.7	38494 6.5 35.7	34283 6.3 31.8	6394 10.7 5.9	34765 16.8 32.3	-	66377 11.8 61.6	10808 1.9 10.0	14670 6.6 13.6	
DID NOT USE ANY PARK SERVICE	907319 59.4 100.0	543372 57.5 59.9	362700 62.4 40.0	493609 71.5 54.4	413710 49.4 45.6	334343 56.2 36.8	315361 57.8 34.8	19416 32.6 2.1	42793 20.6 4.7	42427 73.8 4.7	99008 58.1 10.9	422582 73.6 46.6	141948 63.7 15.6	

Q.7B USE OF INFORMATION CENTRES, NATURALIST SERVICES, INTERPRETIVE EVENTS, HOT SPRING POOLS IN PARKS ENTERED
 BASE: PERSON VISITORS (EXCLUDING CHARTERS AND NON-ENGLISH ... QUESTION NOT ASKED)
 BY SPECIFIC PARKS, MAIN PURPOSE OF PARKS VISIT

	=====ALBERTA PARKS=====				=====B.C. PARKS=====				=====MAIN PURPOSE OF PARKS VISIT=====				VACATION, RECREAT'L DAY-USE
	TOTAL	ANY	BANFF	JASPER	ANY	YOHO	KOOTENAY	BUSINESS	PERSONAL	HOME	DAY-USE		
TOTAL PERSON VISITORS (ACTUAL)	1987 100.0	1906 95.9	1398 70.4	1018 51.2	380 19.1	217 10.9	213 10.7	114 5.7	221 11.1	1272 64.0	259 13.0		
TOTAL PERSON VISITORS (WEIGHTED)	3875228 100.0	3689839 95.2	2989157 77.1	1427015 36.8	661529 17.1	361394 9.3	388756 10.0	248526 6.4	423242 10.9	2240327 57.8	664556 17.1		
USED ANY SPECIFIED PARK SERVICE	1692735 43.7	1555292 42.2	1354109 45.3	659363 46.2	479578 72.5	230130 63.7	322189 82.9	90385 36.4	76226 18.0	1227768 54.8	229900 34.6		
USED BANFF SPECIFIED PARK SERVICE	1229066 31.7	1229066 33.3	1229066 41.1	392190 27.5	241004 36.4	156528 43.3	146929 37.8	71193 28.6	49826 11.8	854822 38.2	206971 31.1		
USED JASPER SPECIFIED PARK SERVICE	548799 14.2	548799 14.9	548799 11.6	548799 38.5	159595 24.1	105508 29.2	97065 17.7	31447 12.7	22120 5.2	454546 20.3	28219 4.2		
USED YOHO SPECIFIED PARK SERVICE	168090 4.3	123503 3.3	120710 4.0	80892 5.7	168090 25.4	168090 100.0	53427 31.8	17991 7.2	2074 .5	143047 6.4	813 .1		
USED KOOTENAY SPECIFIED PARK SERVICE	272465 7.0	178484 4.8	173383 5.8	90014 6.3	272465 41.2	68722 19.0	272465 100.0	88 *	7500 1.8	245824 11.0	9846 1.5		
DID NOT USE ANY PARK SERVICE	2182493 56.3	2134547 57.8	1635047 54.7	767653 53.8	181951 27.5	131264 36.3	66567 17.1	158141 63.6	347017 82.0	1012559 45.2	434656 65.4		
	100.0	97.8	74.9	35.2	8.3	6.0	3.1	7.2	15.9	46.4	19.9		

Q. 7B USE OF INFORMATION CENTRES, NATURALIST SERVICES, INTERPRETIVE EVENTS, HOT SPRING POOLS IN PARKS ENTERED
 BASE: PERSON VISITORS (EXCLUDING CHARTERS AND NON-ENGLISH ... QUESTION NOT ASKED)
 BY PLACE OF RESIDENCE, MODE OF ENTRY

	=====PLACE OF RESIDENCE=====										=====OTHER COUNTRY=====			=====MODE OF ENTRY=====			
	TOTAL	TOTAL CANADA	ALBERTA	B.C.	CANADA	OTHER CANADA	U.S.A.	TOTAL OTHER	JAPAN	WEST GERMANY	WEST	PRIVATE VEHICLE	ANY SCHEDULED R.V. BUS, TRAIN	CHARTER			
TOTAL PERSON VISITORS (ACTUAL)	1987	1477	898	344	235	369	139	6	20	1694	72	293	-				
	100.0	74.3	45.2	17.3	11.8	18.6	7.0	.3	1.0	85.3	3.6	14.7	-				
TOTAL PERSON VISITORS (WEIGHTED)	3875228	3225687	2365266	395286	465136	492721	152592	903	44262	3764313	134413	110915	-				
	100.0	83.2	61.0	10.2	12.0	12.7	3.9	*	1.1	97.1	3.5	2.9	-				
USED ANY SPECIFIED PARK SERVICE	1692735	1304744	993022	106109	205612	292323	91735	101	38915	1641441	103510	51294	-				
	43.7	40.4	42.0	26.8	44.2	59.3	60.1	11.1	87.9	43.6	77.0	46.2	-				
	100.0	77.1	58.7	6.3	12.1	17.3	5.4	*	2.3	97.0	6.1	3.0	-				
USED BANFF SPECIFIED PARK SERVICE	1229066	898253	686679	46852	164722	249198	77682	101	30900	1183933	53172	45133	-				
	31.7	27.8	29.0	11.9	35.4	50.6	50.9	11.1	69.8	31.5	39.6	40.7	-				
	100.0	73.1	55.9	3.8	13.4	20.3	6.3	*	2.5	96.3	4.3	3.7	-				
USED JASPER SPECIFIED PARK SERVICE	548799	282058	154711	52020	75327	191135	71673	101	38872	522868	55133	25932	-				
	14.2	8.7	6.5	13.2	16.2	38.8	47.0	11.1	87.8	13.9	41.0	23.4	-				
	100.0	51.4	28.2	9.5	13.7	34.8	13.1	*	7.1	95.3	10.0	4.7	-				
USED Yoho SPECIFIED PARK SERVICE	168090	87006	65195	17529	4282	52081	29003	-	16717	163984	38426	4106	-				
	4.3	2.7	2.8	4.4	.9	10.6	19.0	-	37.8	4.4	28.6	3.7	-				
	100.0	51.8	38.8	10.4	2.5	31.0	17.3	-	9.9	97.6	22.9	2.4	-				
USED KOOTENAY SPECIFIED PARK SERVICE	272465	190403	151172	36405	2827	44478	37583	-	23710	271715	43227	750	-				
	7.0	5.9	6.4	9.2	.6	9.0	24.6	-	53.6	7.2	32.2	.7	-				
	100.0	69.9	55.5	13.4	1.0	16.3	13.8	-	8.7	99.7	15.9	.3	-				
DID NOT USE ANY PARK SERVICE	2182493	1920944	1372243	289177	259524	200398	60857	803	5348	2122872	30904	59621	-				
	56.3	59.6	58.0	73.2	55.8	40.7	39.9	88.9	12.1	56.4	23.0	53.8	-				
	100.0	88.0	62.9	13.2	11.9	9.2	2.8	*	.2	97.3	1.4	2.7	-				

Q.78 USE OF INFORMATION CENTRES, NATURALIST SERVICES, INTERPRETIVE EVENTS, HOT SPRING POOLS IN PARKS ENTERED
 BASE: PERSON VISITORS (EXCLUDING CHARTERS AND NON-ENGLISH ... QUESTION NOT ASKED)
 BY PARKS AS MAIN DESTINATION OF ENTIRE TRIP, LENGTH OF STAY, ACCOMMODATION TYPE(S) USED, SEASON

	PARKS MAIN										SEASON									
	TOTAL	YES	NO	SAME-DAY OVERNIGHT	ANY ROOFED	HOTEL, LODGE	ALL OTHER ROOFED	TRAILER, CAMPING	ANY VACATION HOME, VFR	OMN	FALL	WINTER	SPRING	SUMMER	FALL	WINTER	SPRING			
TOTAL PERSON VISITORS (ACTUAL)	1987	1051	930	767	1220	826	750	103	373	64	295	348	345	999	295	348	345			
	100.0	52.9	46.8	38.6	61.4	41.6	37.7	5.2	18.8	3.2	14.8	17.5	17.4	50.3	14.8	17.5	17.4			
TOTAL PERSON VISITORS (WEIGHTED)	3875228	2326128	1544425	1795331	2079897	1490064	1391207	129383	520364	121860	375734	1390566	571046	1537882	375734	1390566	571046			
	100.0	60.0	39.9	46.3	53.7	38.5	35.9	3.3	13.4	3.1	9.7	35.9	14.7	39.7	9.7	35.9	14.7			
USED ANY SPECIFIED PARK SERVICE	1692735	1077741	614543	597388	1095347	676971	618471	87913	418593	21687	155819	408184	237968	890763	155819	408184	237968			
	43.7	46.3	39.8	33.3	52.7	45.4	44.5	67.9	80.4	17.8	41.5	29.4	41.7	57.9	41.5	29.4	41.7			
	100.0	63.7	36.3	35.3	64.7	40.0	36.5	5.2	24.7	1.3	9.2	24.1	14.1	52.6	9.2	24.1	14.1			
USED BANFF SPECIFIED PARK SERVICE	1229066	834274	394730	425779	803287	538103	495977	66643	266457	16974	122771	331470	198338	576487	122771	331470	198338			
	31.7	35.9	25.6	23.7	38.6	36.1	35.7	51.5	51.2	13.9	32.7	23.8	34.7	37.5	32.7	23.8	34.7			
	100.0	67.9	32.1	34.6	65.4	43.8	40.4	5.4	21.7	1.4	10.0	27.0	16.1	46.9	10.0	27.0	16.1			
USED JASPER SPECIFIED PARK SERVICE	548799	354236	194174	108259	440540	235434	216624	43441	210578	2837	51585	45866	44098	407251	51585	45866	44098			
	14.2	15.2	12.6	6.0	21.2	15.8	15.6	33.6	40.5	2.3	13.7	3.3	7.7	26.5	13.7	3.3	7.7			
	100.0	64.5	35.4	19.7	80.3	42.9	39.5	7.9	38.4	.5	9.4	8.4	8.0	74.2	9.4	8.4	8.0			
USED Yoho SPECIFIED PARK SERVICE	168090	112464	55627	31967	136124	68546	67018	15333	63859	2358	8199	16374	19796	123721	8199	16374	19796			
	4.3	4.8	3.6	1.8	6.5	4.6	4.8	12.0	12.3	1.9	2.2	1.2	3.5	8.0	2.2	1.2	3.5			
	100.0	66.9	33.1	19.0	81.0	40.8	39.9	9.2	38.0	1.4	4.9	9.7	11.8	73.6	4.9	9.7	11.8			
USED KOOTENAY SPECIFIED PARK SERVICE	272465	166715	105750	98865	173600	95131	86380	16116	75566	-	41874	22765	33661	174165	41874	22765	33661			
	7.0	7.2	6.8	5.5	8.3	6.4	6.2	12.5	14.5	-	11.1	1.6	5.9	11.3	11.1	1.6	5.9			
	100.0	61.2	38.8	36.3	63.7	34.9	31.7	5.9	27.7	-	15.4	8.4	12.4	63.9	15.4	8.4	12.4			
DID NOT USE ANY PARK SERVICE	2182493	1248388	929882	1197943	984550	813094	772736	41470	101771	100173	219915	982382	333077	647119	219915	982382	333077			
	56.3	53.7	60.2	66.7	47.3	54.6	55.5	32.1	19.6	82.2	58.5	70.6	58.3	42.1	58.5	70.6	58.3			
	100.0	57.2	42.6	54.9	45.1	37.3	35.4	1.9	4.7	4.6	10.1	45.0	15.3	29.7	10.1	45.0	15.3			

Q.8.128 LENGTH OF STAY -- ENTIRE TRIP
 BASE: PARTY ENTRANTS
 BY ENTRANTS/VISITORS TO SPECIFIC PARKS

	TOTAL ENTRANTS										TOTAL VISITORS									
	ALBERTA PARKS					B. C. PARKS					ALBERTA PARKS					B. C. PARKS				
	TOTAL	ANY	BANFF	JASPER	KOOTENAY	TOTAL	ANY	BANFF	JASPER	KOOTENAY	TOTAL	ANY	BANFF	JASPER	KOOTENAY	TOTAL	ANY	BANFF	JASPER	KOOTENAY
TOTAL PARTY ENTRANTS (ACTUAL)	3231	3188	2486	1710	1476	1088	582	2351	1738	1325	538	343	273	11.6	174205	10.7	1738	1325	538	343
TOTAL PARTY ENTRANTS (WEIGHTED)	2240976	2206812	1893532	772121	1024421	691800	453053	1625480	1552155	604130	305865	175738	174205		1284447	604130	1284447	604130	305865	175738
SAME DAY TRIP/ NO NIGHTS AWAY	371740	363117	313982	64879	46016	21056	26440	317342	308778	41775	9126	1889	7237		271318	41775	271318	41775	9126	1889
	16.6	16.5	16.6	8.4	4.5	3.0	5.8	19.5	19.9	21.1	3.0	1.1	4.2		21.1	6.9	21.1	6.9	3.0	1.1
	100.0	97.7	84.5	17.5	12.4	5.7	7.1	100.0	97.3	85.5	2.9	.6	2.3		85.5	13.2	85.5	13.2	2.9	.6
1-2 NIGHTS	512080	502150	416489	109222	136310	75766	64984	408764	396580	89332	4551	30317	15796		325383	89332	325383	89332	4551	30317
	22.9	22.8	22.0	14.1	13.3	11.0	14.3	25.1	25.6	14.8	14.9	17.3	9.1		25.3	14.8	25.3	14.8	14.9	17.3
	100.0	98.1	81.3	21.3	26.6	14.8	12.7	100.0	97.0	79.6	11.1	7.4	3.9		79.6	21.9	79.6	21.9	11.1	7.4
3-4 NIGHTS	266172	263872	233491	61709	135381	70860	71707	184284	163505	138286	32179	8412	24343		138286	45868	138286	45868	32179	8412
	11.9	12.0	12.3	8.0	13.2	10.2	15.8	11.3	10.5	7.6	10.5	4.8	14.0		10.8	7.6	10.8	7.6	10.5	4.8
	100.0	99.1	87.7	23.2	50.9	26.6	26.9	100.0	88.7	75.0	17.5	4.6	13.2		75.0	24.9	75.0	24.9	17.5	4.6
5-6 NIGHTS	165227	165041	142059	58251	85123	53706	44308	118214	111738	86899	47242	7031	21858		86899	47242	86899	47242	7031	21858
	7.4	7.5	7.5	7.5	8.3	7.8	9.8	7.3	7.2	6.8	7.8	4.0	12.5		7.2	6.8	7.2	6.8	7.8	4.0
	100.0	99.9	86.0	35.3	51.5	32.5	26.8	100.0	94.5	75.5	23.5	5.9	18.5		75.5	40.0	75.5	40.0	23.5	5.9
7-9 NIGHTS	252224	248585	210331	115896	157282	101823	72861	171342	162917	129116	47295	26359	30482		129116	93468	129116	93468	47295	26359
	11.3	11.3	11.1	15.0	15.4	14.7	16.1	10.5	10.5	10.1	15.5	15.0	17.5		10.1	15.5	10.1	15.5	15.5	15.0
	100.0	98.6	83.4	45.9	62.4	40.4	28.9	100.0	95.1	75.4	27.6	15.4	17.8		75.4	54.6	75.4	54.6	27.6	15.4
10-14 NIGHTS	306730	299540	259102	153037	212272	163863	78397	88171	175720	146103	6721	46608	30098		146103	117654	146103	117654	6721	46608
	13.7	13.6	13.7	19.8	20.7	23.7	17.3	11.6	11.3	11.4	19.5	26.5	17.3		11.4	19.5	11.4	19.5	26.5	17.3
	100.0	97.7	84.5	49.9	69.2	53.4	25.6	100.0	93.4	77.6	62.5	24.8	16.0		77.6	62.5	77.6	62.5	36.0	24.8
15-19 NIGHTS	91903	91903	87526	42326	65157	63441	11349	44870	44022	37167	13687	12546	4297		37167	27437	37167	27437	13687	12546
	4.1	4.2	4.6	5.5	6.4	9.2	2.5	2.8	2.8	2.9	4.5	7.1	2.5		2.9	4.5	2.9	4.5	4.5	7.1
	100.0	100.0	95.2	46.1	70.9	69.0	12.3	100.0	98.1	82.8	61.1	28.0	9.6		82.8	61.1	82.8	61.1	30.5	28.0
20-29 NIGHTS	134415	133452	115089	77442	95201	72144	39732	96765	95853	73079	24407	19879	12067		73079	70643	73079	70643	24407	19879
	6.0	6.0	6.1	10.0	9.3	10.4	8.8	6.0	6.2	5.7	8.0	11.3	6.9		5.7	11.7	5.7	11.7	8.0	11.3
	100.0	99.3	85.6	57.6	70.8	53.7	29.6	100.0	99.1	75.5	25.2	20.5	12.5		75.5	73.0	75.5	73.0	25.2	20.5
30-59 NIGHTS	80418	79086	67532	54201	51961	39049	28177	59214	58400	46221	24014	17253	18567		46221	45634	46221	45634	24014	17253
	3.6	3.6	3.6	7.0	5.1	5.6	6.2	3.6	3.8	3.6	7.9	9.8	10.7		3.6	7.6	3.6	7.6	7.9	9.8
	100.0	98.3	84.0	67.4	64.6	48.6	35.0	100.0	98.6	78.1	40.6	29.1	31.4		78.1	77.1	78.1	77.1	40.6	29.1
60 OR MORE NIGHTS	42111	42111	32794	30600	25052	17858	9375	31838	31838	28838	10654	4351	6303		28838	22827	28838	22827	10654	4351
	1.9	1.9	1.7	4.0	2.4	2.6	2.1	2.0	2.1	2.2	3.8	2.5	3.6		2.2	3.8	2.2	3.8	3.5	2.5
	100.0	100.0	77.9	72.7	59.5	42.4	22.3	100.0	100.0	90.6	33.5	13.7	19.8		90.6	71.7	90.6	71.7	33.5	13.7

Q.8.128 LENGTH OF STAY -- ENTIRE TRIP
 BASE: PARTY ENTRANTS
 BY ENTRANTS/VISITORS TO SPECIFIC PARKS

	=====TOTAL ENTRANTS=====				=====B. C. PARKS=====				=====TOTAL VISITORS=====				
	ALBERTA PARKS		B. C. PARKS		ALBERTA PARKS		B. C. PARKS		ALBERTA PARKS		B. C. PARKS		
	ANY	BANFF	JASPER	KOOTENAY	ANY	YHOH	KOOTENAY	ANY	YHOH	KOOTENAY	ANY	YHOH	KOOTENAY
NOT STATED	17957	15137	4557	14665	12234	5723	4676	2803	2037	2249	3418	1092	3156
	.8	.8	.6	1.4	1.8	1.3	.3	.2	.2	.4	1.1	.6	1.8
	100.0	84.3	25.4	81.7	68.1	31.9	100.0	60.0	43.6	48.1	73.1	23.4	67.5
AVERAGE	10.36	9.71	17.19	13.61	15.64	11.08	9.50	9.68	9.89	15.70	15.47	17.53	14.48

Q.8, 12B LENGTH OF STAY -- ENTIRE TRIP
 BASE: PARTY ENTRANTS
 BY PASS-THROUGHS TO SPECIFIC PARKS

	TOTAL		ALBERTA PARKS				B.C. PARKS			
	ANY	JASPER	ANY	BANFF	JASPER	ANY	YOHO	KOOTENAY		
TOTAL PARTY ENTRANTS (ACTUAL)	880	857	578	343	541	407	165	18.8		
	100.0	97.4	65.7	39.0	61.5	46.3	18.8			
TOTAL PARTY ENTRANTS (WEIGHTED)	615496	594806	487344	143796	450833	323839	152684	24.8		
	100.0	96.6	79.2	23.4	73.2	52.6	24.8			
SAME DAY TRIP/ NO NIGHTS AWAY	54398	52811	40523	14926	22175	15459	6716	4.4		
	8.8	8.9	8.3	10.4	4.9	4.8	4.4			
	100.0	97.1	74.5	27.4	40.8	28.4	12.3			
1-2 NIGHTS	103316	95702	79778	18847	80906	37408	45649	29.9		
	16.8	16.1	16.4	13.1	17.9	11.6	29.9			
	100.0	92.6	77.2	18.2	78.3	36.2	44.2			
3-4 NIGHTS	81888	81049	67638	15229	62484	41662	22091	14.5		
	13.3	13.6	13.9	10.6	13.9	12.9	14.5			
	100.0	99.0	82.6	18.6	76.3	50.9	27.0			
5-6 NIGHTS	47012	47012	40788	7956	36231	27926	15201	10.0		
	7.6	7.9	8.4	5.5	8.0	8.6	10.0			
	100.0	100.0	86.8	16.9	77.1	59.4	32.3			
7-9 NIGHTS	80881	77382	63198	18674	64319	46427	20337	25.1		
	13.1	13.0	13.0	13.0	14.3	14.3	13.3			
	100.0	95.7	78.1	23.1	79.5	57.4	25.1			
10-14 NIGHTS	118559	113705	92599	30431	87034	67440	24960	16.3		
	19.3	19.1	19.0	21.2	19.3	20.8	16.3			
	100.0	95.9	78.1	25.7	73.4	56.9	21.1			
15-19 NIGHTS	47033	47033	44702	13694	39364	39115	2282	4.9		
	7.6	7.9	9.2	9.5	8.7	12.1	1.5			
	100.0	100.0	95.0	29.1	83.7	83.2	4.9			
20-29 NIGHTS	37651	36687	31456	6250	32419	26833	9951	6.5		
	6.1	6.2	6.5	4.3	7.2	8.3	6.5			
	100.0	97.4	83.5	16.6	86.1	71.3	26.4			
30-59 NIGHTS	21204	19872	12710	7737	12153	10821	1907	1.2		
	3.4	3.3	2.6	5.4	2.7	3.3	1.2			
	100.0	93.7	59.9	36.5	57.3	51.0	9.0			
60 OR MORE NIGHTS	10273	10273	2724	7794	2724	1702	1021	0.7		
	1.7	1.7	.6	5.4	.6	.5	.7			
	100.0	100.0	26.5	75.9	26.5	16.6	9.9			

Continued

Q.8,128 LENGTH OF STAY -- ENTIRE TRIP
 BASE: PARTY ENTRANTS
 BY PASS-THROUGHS TO SPECIFIC PARKS

TOTAL	=====ALBERTA PARKS=====			=====B.C. PARKS=====		
	ANY	BANFF	JASPER	ANY	YOHO	KOOTENAY
13281	13281	11228	2258	11024	9065	2567
2.2	2.2	2.3	1.6	2.4	2.8	1.7
100.0	100.0	84.5	17.0	83.0	68.1	19.3
AVERAGE	12.68	9.02	25.47	9.33	10.56	6.98

Q.8.12B LENGTH OF STAY -- ENTIRE TRIP
BASE: PARTY VISITS
BY SPECIFIC PARKS, MAIN PURPOSE OF PARKS VISIT

	=====ALBERTA PARKS=====										=====B.C. PARKS=====				=====MAIN PURPOSE OF PARKS VISIT=====			
	TOTAL	ANY	BANFF	JASPER	ANY	YOHO	KOOTENAY	BUSINESS	PERSONAL	VAC. HOME	VACATION, RECREAT'L	DAY-USE						
TOTAL PARTY VISITS (ACTUAL)	2351	2270	1738	1325	538	343	273	116	224	1624	259	11.0						
	100.0	96.6	73.9	56.4	22.9	14.6	11.6	4.9	9.5	69.1	11.0							
TOTAL PARTY VISITS (WEIGHTED)	1625480	1552155	1284447	604130	305865	175738	174205	99652	166341	964411	272370	16.8						
	100.0	95.5	79.0	37.2	18.8	10.8	10.7	6.1	10.2	59.3	16.8							
SAME DAY TRIP/ NO NIGHTS AWAY	317342	308778	271318	41775	9126	1889	7237	10770	36397	48766	210400	77.2						
	19.5	19.9	21.1	6.9	3.0	1.1	4.2	10.8	21.9	5.1	77.2							
	100.0	97.3	85.5	13.2	2.9	.6	2.3	3.4	11.5	15.4	66.3							
1-2 NIGHTS	408764	396580	325383	89332	45551	30317	15796	44253	52870	285599	24685	9.1						
	25.1	25.6	25.3	14.8	14.9	17.3	9.1	44.4	31.8	29.6	9.1	6.0						
	100.0	97.0	79.6	21.9	11.1	7.4	3.9	10.8	12.9	69.9	6.0							
3-4 NIGHTS	184284	163505	138286	45868	32179	8412	24343	12449	19439	107138	14135	5.2						
	11.3	10.5	10.8	7.6	10.5	4.8	14.0	12.5	11.7	11.1	5.2	7.7						
	100.0	88.7	75.0	24.9	17.5	4.6	13.2	6.8	10.5	58.1	7.7							
5-6 NIGHTS	118214	111738	86899	47242	27812	7031	21858	10361	7741	88612	588	.2						
	7.3	7.2	6.8	7.8	9.1	4.0	12.5	10.4	4.7	9.2	.2	.5						
	100.0	94.5	73.5	40.0	23.5	5.9	18.5	8.8	6.5	75.0	.5							
7-9 NIGHTS	171342	162917	129116	93468	47295	26359	30482	4037	21029	117039	5880	2.2						
	10.5	10.5	10.1	15.5	15.5	15.0	17.5	4.1	12.6	12.1	2.2	3.4						
	100.0	95.1	75.4	54.6	27.6	15.4	17.8	2.4	12.3	68.3	3.4							
10-14 NIGHTS	188171	175720	146103	117654	67721	46608	30098	14078	15510	127059	10840	4.0						
	11.6	11.3	11.4	19.5	22.1	26.5	17.3	14.1	9.3	13.2	4.0	5.8						
	100.0	93.4	77.6	62.5	36.0	24.8	16.0	7.5	8.2	67.5	5.8							
15-19 NIGHTS	44870	44022	37167	27437	13687	12546	4297	62	3384	36285	717	.3						
	2.8	2.8	2.9	4.5	4.5	7.1	2.5	.1	2.0	3.8	.3	1.6						
	100.0	98.1	82.8	61.1	30.5	28.0	9.6	.1	7.5	80.9	1.6							
20-29 NIGHTS	96765	95853	75079	70643	24407	19879	12067	1041	6508	78369	1336	.5						
	6.0	6.2	5.7	11.7	8.0	11.3	6.9	1.0	3.9	8.1	.5	1.4						
	100.0	99.1	75.5	73.0	25.2	20.5	12.5	1.1	6.7	81.0	1.4							
30-59 NIGHTS	59214	58400	46221	45634	24014	17253	18567	1903	2805	46076	3091	1.1						
	3.6	3.8	3.6	7.6	7.9	9.8	10.7	1.9	1.7	4.8	1.1	5.2						
	100.0	98.6	78.1	77.1	40.6	29.1	31.4	3.2	4.7	77.8	5.2							
60 OR MORE NIGHTS	31838	31838	28838	22827	10654	4351	6303	174	659	25318	698	.3						
	2.0	2.1	2.2	3.8	3.5	2.5	3.6	.2	.4	2.6	.3	2.2						
	100.0	100.0	90.6	71.7	33.5	13.7	19.8	.5	2.1	79.5	2.2							

Continued

Q.8,12B LENGTH OF STAY -- ENTIRE TRIP
 BASE: PARTY VISITS
 BY SPECIFIC PARKS, MAIN PURPOSE OF PARKS VISIT

	*****ALBERTA PARKS*****					*****B.C. PARKS*****					*****MAIN PURPOSE OF PARKS VISIT*****		
	TOTAL	ANY	BANFF	JASPER	ANY	YOHO	KOOTENAY	BUSINESS	PERSONAL	VAC. HOME	RECREAT'L	DAY-USE	
NOT STATED	4676	2803	2037	2249	3418	1092	3156	525	-	4150	-	-	
	.3	.2	.2	.4	1.1	.6	1.8	.5		.4			
	100.0	60.0	43.6	48.1	73.1	23.4	67.5	11.2		88.8			
AVERAGE	9.50	9.68	9.89	15.70	15.47	17.53	14.48	5.11	5.33	12.55		1.86	

Q.8, 12B LENGTH OF STAY -- ENTIRE TRIP
 BASE: PARTY VISITS
 BY PLACE OF RESIDENCE, MODE OF ENTRY

	PLACE OF RESIDENCE										OTHER COUNTRY				MODE OF ENTRY			
	TOTAL CANADA	ALBERTA	B.C.	OTHER CANADA	U.S.A.	TOTAL OTHER	JAPAN	WEST GERMANY	ANY PRIVATE VEHICLE	R.V., BUS, TRAIN	SCHEDULED	CHARTER						
TOTAL PARTY VISITS (ACTUAL)	2351 100.0	932 39.6	346 14.7	254 10.8	515 21.9	302 12.8	140 6.0	26 1.1	1700 72.3	74 3.1	318 13.5	333 14.2						
TOTAL PARTY VISITS (WEIGHTED)	1625480 100.0	959154 59.0	165436 10.2	166014 10.2	232759 14.3	100987 6.2	30341 1.9	21407 1.3	1471245 90.5	46773 2.9	66496 4.1	87739 5.4						
SAME DAY TRIP/ NO NIGHTS AWAY	317342 19.5 100.0	281213 29.3 88.6	23285 14.1 7.3	12691 7.6 4.0	- - -	154 .2 *	- -	- -	315913 21.5 99.5	553 1.2 .2	1429 2.1 .5	- -						
1-2 NIGHTS	408764 25.1 100.0	379586 39.6 92.9	18394 11.1 4.5	7747 4.7 1.9	2549 1.1 .6	487 .5 .1	487 1.6 .1	- -	391847 26.6 95.9	7174 15.3 1.8	3233 4.9 .8	13683 15.6 3.3						
3-4 NIGHTS	184284 11.3 100.0	163201 14.2 88.6	14563 8.8 7.9	12694 7.6 6.9	20251 8.7 11.0	831 .8 .5	831 2.7 .5	- -	175208 11.9 95.1	1554 3.3 .8	7356 11.1 4.0	1719 2.0 .9						
5-6 NIGHTS	118214 7.3 100.0	89843 7.0 76.0	18244 4.9 39.6	24806 14.9 21.0	20737 8.9 17.5	6651 6.6 5.6	6651 21.9 5.6	- -	105917 7.2 89.6	1521 3.3 1.3	4170 6.3 3.5	8128 9.3 6.9						
7-9 NIGHTS	171342 10.5 100.0	113648 8.8 66.3	32916 5.5 30.5	28426 17.1 16.6	40836 17.5 23.8	16859 16.7 9.8	15331 50.5 8.9	- -	132041 9.0 77.1	1965 4.2 1.1	9115 13.7 5.3	30187 34.4 17.6						
10-14 NIGHTS	188171 11.6 100.0	116765 9.0 62.1	33686 4.4 22.6	40549 24.4 21.5	60494 26.0 32.1	10765 10.7 5.7	5548 18.3 2.9	1014 4.7 .5	156935 10.7 83.4	6966 14.9 3.7	9679 14.6 5.1	21558 24.6 11.5						
15-19 NIGHTS	44870 2.8 100.0	17482 1.4 39.0	3145 1.9 7.0	8464 5.1 18.9	21491 9.2 47.9	5897 5.8 13.1	262 .9 .6	367 1.7 .8	32014 2.2 71.3	1382 3.0 3.1	5894 8.9 13.1	6962 7.9 15.5						
20-29 NIGHTS	96765 6.0 100.0	47289 3.7 48.9	14931 1.1 15.4	21355 9.0 22.1	29292 12.6 30.3	20183 20.0 20.9	708 2.3 .7	7441 34.8 7.7	83082 5.6 85.9	7530 16.1 7.8	8967 13.5 9.3	4716 5.4 4.9						
30-59 NIGHTS	59214 3.6 100.0	10590 .8 17.9	4978 3.0 1.5	4711 2.8 8.0	23686 10.2 40.0	24938 24.7 42.1	156 .5 .3	10345 48.3 17.5	49213 3.3 83.1	12907 27.6 21.8	9477 14.3 16.0	524 -.6 .9						

Continued

0.8, 128 LENGTH OF STAY -- ENTIRE TRIP
 BASE: PARTY VISITS
 BY PLACE OF RESIDENCE, MODE OF ENTRY

	=====PLACE OF RESIDENCE=====				=====OTHER COUNTRY=====				=====MODE OF ENTRY=====				
	TOTAL	CANADA	ALBERTA	B. C.	OTHER CANADA	U.S.A.	TOTAL OTHER	JAPAN	WEST GERMANY	ANY PRIVATE VEHICLE	R. V. BUS, TRAIN	SCHEDULED	CHARTER
60 OR MORE NIGHTS	31838	6120	956	994	4170	12087	13631	167	2109	24979	4716	6859	-
	2.0	.5	-1	-.6	2.5	5.2	13.5	-.6	9.9	1.7	10.1	10.3	
	100.0	19.2	3.0	3.1	13.1	38.0	42.8	.5	6.6	78.5	14.8	21.5	
NOT STATED	4676	2749	2046	302	402	1334	592	199	131	4096	504	318	262
	.3	.2	-.2	.2	.2	.6	.6	.7	.6	.3	1.1	.5	-.3
	100.0	58.8	43.8	6.4	8.6	28.5	12.7	4.3	2.8	87.6	10.8	6.8	5.6
AVERAGE	9.50	4.84	2.82	9.00	12.33	20.88	43.13	8.71	37.39	8.55	33.11	30.57	9.47

Q.8.128 LENGTH OF STAY -- ENTIRE TRIP
 BASE: PARTY VISITS
 BY PARKS AS MAIN DESTINATION OF ENTIRE TRIP, LENGTH OF STAY, ACCOMMODATION TYPE(S) USED, SEASON

	PARKS MAIN										SEASON				
	TOTAL	YES	NO	SAME-DAY	OVERNIGHT	ANY ROOFED	ANY LODGE	ALL OTHER ROOFED	TRAILER, CAMPING	ANY VACATION HOME, VFR	OMN	FALL	WINTER	SPRING	
TOTAL PARTY VISITS (ACTUAL)	2351 100.0	1325 56.4	1016 43.2	770 32.8	1581 67.2	1177 50.1	1093 46.5	117 5.0	380 16.2	65 2.8	1189 50.6	378 16.1	390 16.6	394 16.8	
TOTAL PARTY VISITS (WEIGHTED)	1625480 100.0	1019367 62.7	603627 37.1	690711 42.5	934769 57.5	684884 42.1	634404 39.0	62306 3.8	210624 13.0	57608 3.5	611990 37.6	180120 11.1	593158 36.5	240212 14.8	
SAME DAY TRIP/ NO NIGHTS AWAY	317342 19.5 100.0	274005 26.9 86.3	42200 7.0 13.3	317342 45.9 100.0	- - -	- -	- -	- -	- -	- -	60787 9.9 19.2	38539 21.4 12.1	141640 23.9 44.6	76376 31.8 24.1	
1-2 NIGHTS	408764 25.1 100.0	354843 34.8 86.8	53766 8.9 13.2	60517 8.8 14.8	348246 37.3 85.2	279240 40.8 68.3	257684 40.6 63.0	21702 34.8 5.3	41783 19.8 10.2	33472 58.1 8.2	81064 13.2 19.8	34075 18.9 8.3	253749 42.8 62.1	39876 16.6 9.8	
3-4 NIGHTS	184284 11.3 100.0	92353 9.1 50.1	91930 15.2 49.9	84574 12.2 45.9	99710 10.7 54.1	81103 11.8 44.0	78806 12.4 42.8	3107 5.0 1.7	13872 6.6 7.5	9243 16.0 5.0	45659 7.5 24.8	16653 9.2 9.0	93603 15.8 50.8	28369 11.8 15.4	
5-6 NIGHTS	118214 7.3 100.0	61916 6.1 52.4	56298 9.3 47.6	33005 4.8 27.9	85209 9.1 72.1	52242 7.6 44.2	48153 7.6 40.7	4089 6.6 3.5	28145 13.4 23.8	5778 10.0 4.9	56050 9.2 47.4	16671 9.3 14.1	27389 4.6 23.2	18105 7.5 15.3	
7-9 NIGHTS	171342 10.5 100.0	67242 6.6 39.2	103576 17.2 60.4	63457 9.2 37.0	107886 11.5 63.0	84389 12.3 49.3	78388 12.4 45.7	7730 12.4 4.5	20925 9.9 12.2	5610 9.7 3.3	93707 15.3 54.7	15816 8.8 9.2	45627 7.7 26.6	16193 6.7 9.5	
10-14 NIGHTS	188171 11.6 100.0	86279 8.5 45.9	101483 16.8 53.9	59045 8.5 31.4	129126 13.8 68.6	94775 13.8 50.4	91518 14.4 48.6	9864 15.8 5.2	35685 16.9 19.0	1264 2.2 .7	122205 20.0 64.9	22729 12.6 12.1	20524 3.5 10.9	22713 9.5 12.1	
15-19 NIGHTS	44870 2.8 100.0	18580 1.8 41.4	26290 4.4 58.6	13613 2.0 30.3	31257 3.3 69.7	20315 3.0 45.3	16967 2.7 37.8	4251 6.8 9.5	11342 5.4 25.3	613 1.1 1.4	29272 4.8 65.2	6250 3.5 13.9	1193 2.2 2.7	8154 3.4 18.2	
20-29 NIGHTS	96765 6.0 100.0	31488 3.1 32.5	65277 10.8 67.5	36835 5.3 38.1	59930 6.4 61.9	32619 4.8 33.7	30156 4.8 31.2	3474 5.6 3.6	24333 11.6 25.1	1216 2.1 1.3	69891 11.4 72.2	13152 7.3 13.6	544 .1 .6	13178 5.5 13.6	
30-59 NIGHTS	59214 3.6 100.0	20793 2.0 35.1	38421 6.4 64.9	14325 2.1 24.5	44689 4.8 75.5	27490 4.0 46.4	24149 3.8 40.8	3950 6.3 6.7	17702 8.4 29.9	- - -	33870 5.5 57.2	8669 4.8 14.6	4964 .8 8.4	11710 4.9 19.8	

Continued

Q.8,12B LENGTH OF STAY -- ENTIRE TRIP
 BASE: PARTY VISITS
 BY PARKS AS MAIN DESTINATION OF ENTIRE TRIP, LENGTH OF STAY, ACCOMMODATION TYPE(S) USED, SEASON

	PARKS MAIN		==LENGTH OF STAY==		=====ACCOMMODATION TYPE=====					=====SEASON=====				
	TOTAL	YES	NO	SAME-DAY OVERNIGHT	ANY ROOFED	HOTEL, LODGE	ANY TRAILER, CAMPING	OWN VACATION HOME, VFR	SUMMER	FALL	WINTER	SPRING		
60 OR MORE NIGHTS	31838	11469	20370	5371	26467	12097	7968	4138	15253	9	17288	7264	3925	3361
	2.0	1.1	3.4	.8	2.8	1.8	1.3	6.6	7.2	*	2.8	4.0	.7	1.4
	100.0	36.0	64.0	16.9	83.1	38.0	25.0	13.0	47.9	*	54.3	22.8	12.3	10.6
NOT STATED	4676	398	4015	2427	2249	613	613	-	1585	402	2197	302	-	2177
	.3	*	.7	.4	.2	.1	.1	.8	.8	.7	.4	.2		.9
	100.0	8.5	85.9	51.9	48.1	13.1	13.1	33.9	33.9	8.6	47.0	6.4		46.6
AVERAGE	9.50	6.55	14.54	6.07	12.03	10.32	8.16	32.70	19.62	3.83	13.94	15.07	3.83	8.06

Q.8, 12B LENGTH OF STAY -- ENTIRE TRIP
 BASE: PERSON VISITORS
 BY SPECIFIC PARKS, MAIN PURPOSE OF PARKS VISIT

	*****ALBERTA PARKS*****				*****B.C. PARKS*****				*****MAIN PURPOSE OF PARKS VISIT*****				*****VACATION, RECREAT'L DAY-USE*****	
	TOTAL	ANY	BANFF	JASPER	ANY	YOHO	KOOTENAY	BUSINESS	PERSONAL	HOME	DAY-USE	VACATION, RECREAT'L	DAY-USE	
TOTAL PERSON VISITORS (ACTUAL)	2351	2270	1738	1325	538	343	273	116	224	1624	259	11.0		
	100.0	96.6	73.9	56.4	22.9	14.6	11.6	4.9	9.5	69.1	11.0			
TOTAL PERSON VISITORS (WEIGHTED)	4084004	3898614	3167517	1598918	748328	425601	424721	249161	425934	2437324	664556	16.3		
	100.0	95.5	77.6	39.2	18.3	10.4	10.4	6.1	10.4	59.7	16.3			
SAME DAY TRIP/ NO NIGHTS AWAY	822342	802487	699651	120509	20980	4778	16202	23537	93191	189367	493400	74.2		
	20.1	20.6	22.1	7.5	2.8	1.1	3.8	9.4	21.9	7.8	74.2			
	100.0	97.6	85.1	14.7	2.6	.6	2.0	2.9	11.3	23.0	60.0			
1-2 NIGHTS	967513	930224	741589	232329	112930	78284	35771	99377	131793	669100	65418	9.8		
	23.7	23.9	23.4	14.5	15.1	18.4	8.4	39.9	30.9	27.5	9.8			
	100.0	96.1	76.6	24.0	11.7	8.1	3.7	10.3	13.6	69.2	6.8			
3-4 NIGHTS	457608	413970	361276	116287	69593	17035	53710	36463	58014	236532	39009	8.5		
	11.2	10.6	11.4	7.3	9.3	4.0	12.6	14.6	13.6	9.7	5.9			
	100.0	90.5	78.9	25.4	15.2	3.7	11.7	8.0	12.7	51.7	8.5			
5-6 NIGHTS	328385	306839	227636	137440	77526	16057	65463	24939	17627	257644	1186	2.2		
	8.0	7.9	7.2	8.6	10.4	3.8	15.4	10.0	4.1	10.6	2.2			
	100.0	93.4	69.3	41.9	23.6	4.9	19.9	7.6	5.4	78.5	4.4			
7-9 NIGHTS	429997	411883	301733	242322	98847	53025	68559	5016	41210	305266	21484	5.0		
	10.5	10.6	9.5	15.2	13.2	12.5	16.1	2.0	9.7	12.5	3.2			
	100.0	95.8	70.2	56.4	23.0	12.3	15.9	1.2	9.6	71.0	5.0			
10-14 NIGHTS	492326	456096	378427	332445	172192	119935	69542	46902	40622	315156	33263	6.8		
	12.1	11.7	11.9	20.8	23.0	28.2	16.4	18.8	9.5	12.9	5.0			
	100.0	92.6	76.9	67.5	35.0	24.4	14.1	9.5	8.3	64.0	6.8			
15-19 NIGHTS	107459	105772	90859	59639	31699	29417	10225	124	12019	81098	866	1.1		
	2.6	2.7	2.9	3.7	4.2	6.9	2.4	*	2.8	3.3	1.1			
	100.0	98.4	84.6	55.5	29.5	27.4	9.5	.1	11.2	75.5	.8			
20-29 NIGHTS	262452	260796	189620	194916	71504	54937	34939	6688	19548	213501	2672	4.8		
	6.4	6.7	6.0	12.2	9.6	12.9	8.2	2.7	4.6	8.8	4.4			
	100.0	99.4	72.2	74.3	27.2	20.9	13.3	2.5	7.4	81.3	1.0			
30-59 NIGHTS	137837	136210	110005	107294	61491	40728	47659	3658	10130	106927	6561	1.0		
	3.4	3.5	3.5	6.7	8.2	9.6	11.2	1.5	2.4	4.4	1.0			
	100.0	98.8	79.8	77.8	44.6	29.5	34.6	2.7	7.3	77.6	4.8			
60 OR MORE NIGHTS	66858	66858	62177	49072	23769	8391	15379	174	1780	53789	698	2.1		
	1.6	1.7	2.0	3.1	3.2	2.0	3.6	.1	4	2.2	2.1			
	100.0	100.0	93.0	73.4	35.6	12.6	23.0	.3	2.7	80.5	1.0			

Continued

Q.8, 12B LENGTH OF STAY -- ENTIRE TRIP
 BASE: PERSON VISITORS
 BY SPECIFIC PARKS, MAIN PURPOSE OF PARKS VISIT

	ALBERTA PARKS			B.C. PARKS			YHO KOOTENAY			MAIN PURPOSE OF PARKS VISIT		
	ANY	BANFF	JASPER	ANY	YOHO	KOOTENAY	BUSINESS	PERSONAL	VACATION, RECREAT'L	HOME	DAY-USE	
TOTAL	7483	4544	6666	7797	3016	7273	2283	-	8944	-	-	
NOT STATED	.3	.1	.4	1.0	.7	1.7	.9		.4			
AVERAGE	100.0	40.5	59.4	69.4	26.9	64.8	20.3		79.7			
	8.76	9.10	14.00	15.21	16.84	14.59	5.75	5.63	11.28			1.81

Q.8, 12B LENGTH OF STAY -- ENTIRE TRIP
 BASE: PERSON VISITORS
 BY PLACE OF RESIDENCE, MODE OF ENTRY

	=====PLACE OF RESIDENCE=====										=====OTHER COUNTRY=====				=====MODE OF ENTRY=====			
	CANADA			OTHER CANADA			U.S.A.				TOTAL OTHER	JAPAN	WEST GERMANY	ANY PRIVATE VEHICLE	R.V.	SCHEDULED BUS, TRAIN	CHARTER	
	TOTAL	CANADA	ALBERTA	B.C.	CANADA	U.S.A.	TOTAL OTHER	JAPAN	WEST GERMANY	ANY PRIVATE VEHICLE	R.V.	SCHEDULED BUS, TRAIN	CHARTER					
TOTAL PERSON VISITORS (ACTUAL)	2351	1532	932	346	254	515	302	140	26	1700	74	318	333					
	100.0	65.2	39.6	14.7	10.8	21.9	12.8	6.0	1.1	72.3	3.1	13.5	14.2					
TOTAL PERSON VISITORS (WEIGHTED)	4084004	3276659	2405079	395658	475921	574763	228355	51473	57134	3777711	139339	116519	189773					
	100.0	80.2	58.9	9.7	11.7	14.1	5.6	1.3	1.4	92.5	3.4	2.9	4.6					
SAME DAY TRIP/ AWAY	822342	822034	718328	58992	44714	-	308	-	-	820546	1107	1796	-					
	20.1	25.1	29.9	14.9	9.4	-	-1	-	-	21.7	.8	1.5	-					
	100.0	100.0	87.4	7.2	5.4	*	*	*	*	99.8	.1	.2	-					
1-2 NIGHTS	967513	964036	909748	35121	19167	2877	600	600	-	923917	17806	5097	38498					
	23.7	29.4	37.8	8.9	4.0	.5	.3	1.2	-	24.5	12.8	4.4	20.3					
	100.0	99.6	94.0	3.6	2.0	.3	.1	.1	-	95.5	1.8	.5	4.0					
3-4 NIGHTS	457608	400540	330294	33833	36413	55741	1327	1327	-	443304	4308	10400	3903					
	11.2	12.2	13.7	8.6	7.7	9.7	.6	2.6	-	11.7	3.1	8.9	2.1					
	100.0	87.5	72.2	7.4	8.0	12.2	.3	.3	-	96.9	.9	2.3	.9					
5-6 NIGHTS	328385	257609	115043	43437	99129	55945	10898	10898	-	304242	12203	10373	13770					
	8.0	7.9	4.8	11.0	20.8	17.0	4.8	21.2	-	8.1	8.8	8.9	7.3					
	100.0	78.4	35.0	13.2	30.2	30.2	3.3	3.3	-	92.6	3.7	3.2	4.2					
7-9 NIGHTS	429997	307117	156208	83138	67771	93317	29563	26507	-	347197	12524	19274	63527					
	10.5	9.4	6.5	21.0	14.2	16.2	12.9	51.5	-	9.2	9.0	16.5	33.5					
	100.0	71.4	36.3	19.3	15.8	21.7	6.9	6.2	-	80.7	2.9	4.5	14.8					
10-14 NIGHTS	492326	305263	123360	80959	100944	162153	24615	10092	2028	428805	19204	17140	46381					
	12.1	9.3	5.1	20.5	21.2	28.2	10.8	19.6	3.5	11.4	13.8	14.7	24.4					
	100.0	62.0	25.1	16.4	20.5	32.9	5.0	2.0	.4	87.1	3.9	3.5	9.4					
15-19 NIGHTS	107459	48957	15571	6927	26460	47857	10645	262	733	86951	3254	8491	12016					
	2.6	1.5	.6	1.8	5.6	8.3	4.7	.5	1.3	2.3	2.3	7.3	6.3					
	100.0	45.6	14.5	6.4	24.6	44.5	9.9	.2	.7	80.9	3.0	7.9	11.2					
20-29 NIGHTS	262452	129707	29891	40024	59791	79129	53616	1155	20225	235365	27264	16719	10368					
	6.4	4.0	1.2	10.1	12.6	13.8	23.5	2.2	35.4	6.2	19.6	14.3	5.5					
	100.0	49.4	11.4	15.3	22.8	30.1	20.4	.4	7.7	89.7	10.4	6.4	4.0					
30-59 NIGHTS	137837	23466	1760	10574	11132	50193	64178	156	29792	123176	30464	13876	786					
	3.4	1.7	.1	2.7	2.3	8.7	28.1	.3	52.1	3.3	21.9	11.9	.4					
	100.0	17.0	1.3	7.7	8.1	36.4	46.6	.1	21.6	89.4	22.1	10.1	.6					

Continued

Q.8, 12B LENGTH OF STAY -- ENTIRE TRIP
 BASE: PERSON VISITORS
 BY PLACE OF RESIDENCE, MODE OF ENTRY

	=====PLACE OF RESIDENCE=====										=====OTHER COUNTRY=====				=====MODE OF ENTRY=====		
	TOTAL	TOTAL CANADA	ALBERTA	B. C.	OTHER CANADA	U.S.A.	TOTAL OTHER	JAPAN	WEST GERMANY	ANY PRIVATE VEHICLE	R.V. BUS, TRAIN	SCHEDULED	CHARTER				
60 OR MORE NIGHTS	66858	11316	956	2119	8240	24051	31491	278	3964	53822	10196	13035	-				
	1.6	.3	*	.5	1.7	4.2	13.8	.5	6.9	1.4	7.3	11.2					
	100.0	16.9	1.4	3.2	12.3	36.0	47.1	.4	5.9	80.5	15.3	19.5					
NOT STATED	11227	6613	3918	534	2160	3500	1115	199	392	10386	1008	318	524				
	.3	.2	.2	.1	.5	.6	.5	.4	.7	.3	.7	.3	.3				
	100.0	58.9	34.9	4.8	19.2	31.2	9.9	1.8	3.5	92.5	9.0	2.8	4.7				
AVERAGE	8.76	4.83	2.88	8.94	11.29	18.66	40.52	8.69	36.16	8.11	27.02	29.35	9.02				

Q.8, 12B LENGTH OF STAY -- ENTIRE TRIP
 BASE: PERSON VISITORS
 BY PARKS AS MAIN DESTINATION OF ENTIRE TRIP, LENGTH OF STAY, ACCOMMODATION TYPE(S) USED, SEASON

	PARKS MAIN										SEASON									
	TOTAL	YES	NO	SAME-DAY OVERNIGHT	ANY ROOFED	HOTEL, LODGE	HOTEL, ALL OTHER ROOFED	TRAILER, CAMPING	ANY VACATION HOME, VFR	OWN	SUMMER	FALL	WINTER	SPRING						
TOTAL PERSON VISITORS (ACTUAL)	2351	1325	1016	770	1177	1093	117	380	65	1189	378	390	394							
	100.0	56.4	43.2	32.8	50.1	46.5	5.0	16.2	2.8	50.6	16.1	16.6	16.8							
TOTAL PERSON VISITORS (WEIGHTED)	4084004	2484685	1591502	1795974	2288029	1581280	135876	527696	122086	1646096	391827	1441483	604597							
	100.0	60.8	39.0	44.0	56.0	38.7	3.3	12.9	3.0	40.3	9.6	35.3	14.8							
SAME DAY TRIP/ NO NIGHTS AWAY	822342	676047	142256	822342	-	-	-	-	-	192578	85143	323155	221465							
	20.1	27.2	8.9	45.8	-	-	-	-	-	11.7	21.7	22.4	36.6							
	100.0	82.2	17.3	100.0	-	-	-	-	-	23.4	10.4	39.3	26.9							
1-2 NIGHTS	967513	815616	151556	157025	810488	602080	50196	109957	53607	197447	76777	602221	91068							
	23.7	32.8	9.5	8.7	35.4	38.1	36.9	20.8	43.9	12.0	19.6	41.8	15.1							
	100.0	84.3	15.7	16.2	83.8	62.2	5.2	11.4	5.5	20.4	7.9	62.2	9.4							
3-4 NIGHTS	457608	225529	232079	203986	253621	205166	9436	32497	37322	105433	38918	251250	62007							
	11.2	9.1	14.6	11.4	11.1	13.0	6.9	6.2	30.6	6.4	9.9	17.4	10.3							
	100.0	49.3	50.7	44.6	55.4	44.8	2.1	7.1	8.2	23.0	8.5	54.9	13.6							
5-6 NIGHTS	328385	198090	130295	85871	242514	148750	8677	78406	8437	168007	41577	75115	43685							
	8.0	8.0	8.2	4.8	10.6	9.4	6.4	14.9	6.9	10.2	10.6	5.2	7.2							
	100.0	60.3	39.7	26.1	73.9	45.3	2.6	23.9	2.6	51.2	12.7	22.9	13.3							
7-9 NIGHTS	429997	138697	290777	177630	252367	183765	11286	57005	10309	240193	31586	112636	45582							
	10.5	5.6	18.3	9.9	11.0	11.6	8.3	10.8	8.4	14.6	8.1	7.8	7.5							
	100.0	32.3	67.6	41.3	58.7	42.7	2.6	13.3	2.4	55.9	7.3	26.2	10.6							
10-14 NIGHTS	492326	227613	262323	148118	344208	254507	31182	80249	3396	338490	41378	58227	54231							
	12.1	9.2	16.5	8.2	15.0	16.1	22.9	15.2	2.8	20.6	10.6	4.0	9.0							
	100.0	46.2	53.3	30.1	69.9	51.7	6.3	16.3	.7	68.8	8.4	11.8	11.0							
15-19 NIGHTS	107459	44187	63272	45207	62252	33122	5808	25807	1839	75740	12606	2154	16958							
	2.6	1.8	4.0	2.5	2.7	2.1	4.3	4.9	1.5	4.6	3.2	.1	2.8							
	100.0	41.1	58.9	42.1	57.9	30.8	5.4	24.0	1.7	70.5	11.7	2.0	15.8							
20-29 NIGHTS	262452	85457	176995	110744	151708	72375	7506	65620	4997	202626	29089	1097	29640							
	6.4	3.4	11.1	6.2	6.6	4.6	5.5	12.4	4.1	12.3	7.4	.1	4.9							
	100.0	32.6	67.4	42.2	57.8	27.6	2.9	25.0	1.9	77.2	11.1	.4	11.3							
30-59 NIGHTS	137837	47585	90252	32190	105647	58910	5095	39930	-	83155	17817	7401	29465							
	3.4	1.9	5.7	1.8	4.6	3.7	3.7	7.6	-	5.1	4.5	.5	4.9							
	100.0	34.5	65.5	23.4	76.6	42.7	3.7	29.0	-	60.3	12.9	5.4	21.4							

Continued

0,8,12B LENGTH OF STAY -- ENTIRE TRIP
 BASE: PERSON VISITORS
 BY PARKS AS MAIN DESTINATION OF ENTIRE TRIP, LENGTH OF STAY, ACCOMMODATION TYPE(S) USED, SEASON

	PARKS MAIN										SEASON			
	=====DESTINATION=====					==LENGTH OF STAY==					=====ACCOMMODATION TYPE=====			
	TOTAL	YES	NO	SAME-DAY OVERNIGHT	ANY ROOFED	MOTEL, LODGE	ALL OTHER ROOFED	TRAILER, CAMPING	ANY VACATION HOME, VFR	OMH	SUMMER	FALL	WINTER	SPRING
60 OR MORE NIGHTS	66858	25204	41653	8380	58478	26642	6688	34162	18	36065	16401	8228	6184	
	1.6	1.0	2.6	.5	2.6	1.6	4.9	6.5	*	2.2	4.2	.6	1.0	
	100.0	37.7	62.3	12.5	87.5	39.8	10.0	51.1	*	53.9	24.5	12.3	9.2	
NOT STATED	11227	660	10044	4481	6746	2633		4063	2160	6382	534		4311	
	.3	*	.6	.2	.3	.2		.8	1.8	.4	.1		.7	
	100.0	5.9	89.5	39.9	60.1	23.5		36.2	19.2	56.8	4.8		38.4	
AVERAGE	8.76	6.01	13.10	5.60	11.24	9.50	24.54	18.01	4.66	12.95	12.86	3.53	7.23	

Q.12C LENGTH OF STAY -- PARKS SYSTEM
 BASE: PARTY VISITS
 BY SPECIFIC PARKS, MAIN PURPOSE OF PARKS VISIT

=====ALBERTA PARKS===== B.C. PARKS=====MAIN PURPOSE OF PARKS VISIT=====

	TOTAL	ANY	BANFF	JASPER	ANY	YOHO	KOOTENAY	BUSINESS	PERSONAL	VACATION, RECREAT'L	
									VAC. HOME	DAY-USE	
TOTAL PARTY VISITS (ACTUAL)	2351 100.0	2270 96.6	1738 73.9	1325 56.4	538 22.9	343 14.6	273 11.6	116 4.9	224 9.5	1624 69.1	259 11.0
TOTAL PARTY VISITS (WEIGHTED)	1625480 100.0	1552155 95.5	1284447 79.0	604130 37.2	305865 18.8	175738 10.8	174205 10.7	99652 6.1	166341 10.2	964411 59.3	272370 16.8
NO NIGHTS IN PARKS	690711 42.5 100.0	642827 41.4 93.1	515983 40.2 74.7	175028 29.0 25.3	96287 31.5 13.9	48255 27.5 7.0	51689 29.7 7.5	17786 17.8 2.6	87253 52.5 12.6	220025 22.8 31.9	272370 100.0 39.4
1-2 NIGHTS	618267 38.0 100.0	594292 36.1 96.1	488016 38.0 78.9	219790 36.4 35.5	105425 34.5 17.1	61034 34.7 9.9	64560 37.1 10.4	51061 51.2 8.3	64840 39.0 10.5	476994 49.5 77.2	- - -
3-4 NIGHTS	203010 12.5 100.0	201544 13.0 99.3	172532 13.4 85.0	128674 21.3 63.4	55835 18.3 27.5	30882 17.6 15.2	34881 20.0 17.2	23403 23.5 11.5	12888 7.7 6.3	166109 17.2 81.8	- -
5-6 NIGHTS	78192 4.8 100.0	78192 5.0 100.0	74194 5.8 94.9	54832 9.1 70.1	33884 11.1 43.3	24041 13.7 30.7	13385 7.7 17.1	6897 6.9 8.8	657 -4 .8	70544 7.3 90.2	- -
7-9 NIGHTS	21405 1.3 100.0	21405 1.4 100.0	20411 1.6 95.4	12912 2.1 60.3	7746 2.5 36.2	4839 2.8 22.6	4204 2.4 19.6	- - -	457 -3 2.1	20819 2.2 97.3	- -
10-14 NIGHTS	11995 -7 100.0	11995 -8 100.0	11763 -9 98.1	11995 2.0 100.0	5541 1.8 46.2	5541 3.2 46.2	5486 3.1 45.7	153 -2 1.3	72 * .6	8372 -9 69.8	- -
15-19 NIGHTS	443 * 100.0	443 * 100.0	443 * 100.0	443 -1 100.0	147 * 33.2	147 -1 33.2	- - -	- - -	173 -1 39.1	443 * 100.0	- -
20 OR MORE NIGHTS	1456 -1 100.0	1456 -1 100.0	1105 -1 75.9	457 -1 31.4	999 -3 68.6	999 -6 68.6	- - -	352 -4 24.1	- - -	1105 -1 75.9	- -
NO NIGHTS SPENT ON ENTIRE TRIP	317342 19.5 100.0	308778 19.9 97.3	271318 21.1 85.5	41775 6.9 13.2	9126 3.0 2.9	1889 1.1 -6	7237 4.2 2.3	10770 10.8 3.4	36397 21.9 11.5	48766 5.1 15.4	210400 77.2 66.3
NO NIGHTS SPENT IN PARKS	690711 42.5 100.0	642827 41.4 93.1	515983 40.2 74.7	175028 29.0 25.3	96287 31.5 13.9	48255 27.5 7.0	51689 29.7 7.5	17786 17.8 2.6	87253 52.5 12.6	220025 22.8 31.9	272370 100.0 39.4

0.12C LENGTH OF STAY -- PARKS SYSTEM
 BASE: PARTY VISITS
 BY SPECIFIC PARKS, MAIN PURPOSE OF PARKS VISIT

=====ALBERTA PARKS===== B.C. PARKS===== MAIN PURPOSE OF PARKS VISIT=====

	TOTAL	ANY	BANFF	JASPER	ANY	YOHO	KOOTENAY	BUSINESS	PERSONAL	VAC. HOME	RECREAT'L	DAY-USE
NO NIGHTS SPENT IN PARKS, BUT NIGHTS ON TRIP	370942	333494	244292	132872	85289	46366	42579	6842	50856	169005	61971	
	22.8	21.5	19.0	22.0	27.9	26.4	24.4	6.9	30.6	17.5	22.8	
	100.0	89.9	65.9	35.8	23.0	12.5	11.5	1.8	13.7	45.6	16.7	
AVERAGE # OF NIGHTS PER PARTY (TOTAL)	1.49	1.53	1.62	2.19	2.37	2.90	2.20	2.08	.94	2.06	-	
AVERAGE # OF NIGHTS PER PARTY FOR TOTAL WITH ANY NIGHTS ON ENTIRE TRIP	1.85	1.91	2.05	2.34	2.46	2.93	2.32	2.26	1.20	2.17	-	
AVERAGE # OF NIGHTS PER PARTY FOR TOTAL WITH ANY NIGHTS IN PARKS SYSTEM	2.59	2.61	2.71	3.08	3.46	3.99	3.13	2.53	1.97	2.67	-	

Q.12C LENGTH OF STAY -- PARKS SYSTEM
 BASE: PARTY VISITS
 BY PLACE OF RESIDENCE, MODE OF ENTRY

	PLACE OF RESIDENCE										OTHER COUNTRY				ANY			MODE OF ENTRY	
	TOTAL	TOTAL CANADA	ALBERTA	B.C.	OTHER CANADA	U.S.A.	TOTAL OTHER	JAPAN	WEST GERMANY	PRIVATE VEHICLE	R.V.	BUS, TRAIN	SCHEDULED	CHARTER					
TOTAL PARTY VISITS (ACTUAL)	2351	1532	932	346	254	515	302	140	26	1700	74	318	333	14.2					
TOTAL PARTY VISITS (WEIGHTED)	1625480	1290604	959154	165436	166014	232759	100987	30341	21407	1471245	46773	66496	87739	5.4					
NO NIGHTS IN PARKS	690711	643214	479838	97104	66272	43784	3566	531	204	679319	11105	11279	113	1					
1-2 NIGHTS	618267	502178	397047	50466	54665	72863	43226	17861	6511	568228	20969	16297	33742	5.5					
3-4 NIGHTS	203010	103420	57927	14813	30680	70049	28558	10745	3641	153640	5921	18683	30687	15.1					
5-6 NIGHTS	78192	30976	22630	1928	6418	36806	10411	1204	950	48670	5219	8722	20801	26.6					
7-9 NIGHTS	21405	9141	1607	782	6752	7134	5130	-	1336	10695	1678	8314	2396	11.2					
10-14 NIGHTS	11995	1003	-	170	834	959	10033	-	8765	9169	880	2826	-	-					
15-19 NIGHTS	443	278	105	173	-	165	-	-	-	173	-	270	-	-					
20 OR MORE NIGHTS	1456	394	-	-	394	999	63	-	-	1351	999	105	-	-					
NO NIGHTS SPENT ON ENTIRE TRIP	317342	317188	281213	23285	12691	-	154	-	-	315913	553	1429	-	-					
	100.0	100.0	100.0	100.0	100.0	100.0	100.0	100.0	100.0	100.0	100.0	100.0	100.0	100.0					

Continued

Q.12C LENGTH OF STAY -- PARKS SYSTEM
 BASE: PARTY VISITS
 BY PLACE OF RESIDENCE, MODE OF ENTRY

	=====PLACE OF RESIDENCE=====										=====OTHER COUNTRY=====				=====MODE OF ENTRY=====		
	TOTAL	CANADA		ALBERTA	B. C.	OTHER	CANADA	U.S.A.	TOTAL	OTHER	JAPAN	WEST	PRIVATE	SCHEDULED	R. V.	BUS, TRAIN	CHARTER
NO NIGHTS SPENT IN PARKS	690711	643214	479838	97104	66272	43784	3566	531	204	679319	11105	11279	113				
	42.5	49.8	50.0	58.7	39.9	18.8	3.5	1.7	1.0	46.2	23.7	17.0	.1				
	100.0	93.1	69.5	14.1	9.6	6.3	.5	.1	*	98.4	1.6	1.6	*				
NO NIGHTS SPENT IN PARKS, BUT NIGHTS ON TRIP	370942	323979	196579	73819	53581	43603	3213	332	204	361178	10370	9651	113				
	22.8	25.1	20.5	44.6	32.3	18.7	3.2	1.1	1.0	24.5	22.2	14.5	.1				
	100.0	87.3	53.0	19.9	14.4	11.8	.9	.1	.1	97.4	2.8	2.6	*				
AVERAGE # OF NIGHTS PER PARTY (TOTAL)	1.49	1.05	.98	.83	1.73	2.87	3.84	2.53	6.27	1.27	3.59	3.71	3.39				
AVERAGE # OF NIGHTS PER PARTY FOR TOTAL WITH ANY NIGHTS ON ENTIRE TRIP	1.85	1.39	1.38	.97	1.83	2.88	3.85	2.55	6.27	1.62	3.65	3.81	3.39				
AVERAGE # OF NIGHTS PER PARTY FOR TOTAL WITH ANY NIGHTS IN PARKS SYSTEM	2.59	2.10	1.95	2.01	2.88	3.54	3.98	2.58	6.33	2.37	4.71	4.47	3.39				

Q.12C LENGTH OF STAY -- PARKS SYSTEM

BASE: PARTY VISITS
 BY PARKS AS MAIN DESTINATION OF ENTIRE TRIP, LENGTH OF STAY, ACCOMMODATION TYPE(S) USED, SEASON

	PARKS MAIN													SEASON			
	=====LENGTH OF STAY=====													=====			
	TOTAL	YES	NO	SAME-DAY OVERNIGHT	ANY ROOFED	HOTEL, LODGE	MOTEL, ALL OTHER TRAILER, CAMPING	ANY ROOFED	ANY TRAILER, HOME, VFR	OWN VACATION	SUMMER	FALL	WINTER	SPRING			
TOTAL PARTY VISITS (ACTUAL)	2351	1325	1016	770	1581	1093	117	380	65	1189	378	390	394				
	100.0	56.4	43.2	32.8	67.2	46.5	5.0	16.2	2.8	50.6	16.1	16.6	16.8				
TOTAL PARTY VISITS (WEIGHTED)	1625480	1019367	603627	690711	934769	634404	62306	210624	57608	611990	180120	593158	240212				
	100.0	62.7	37.1	42.5	57.5	39.0	3.8	13.0	3.5	37.6	11.1	36.5	14.8				
NO NIGHTS IN PARKS	690711	351631	337796	690711	-	-	-	-	-	238194	80783	234348	137387				
	42.5	34.5	56.0	100.0	-	-	-	-	-	38.9	44.8	39.5	57.2				
	100.0	50.9	48.9	100.0	-	-	-	-	-	34.5	11.7	33.9	19.9				
1-2 NIGHTS	618267	422726	195125	-	618267	425212	31968	130454	42408	193881	67803	292632	63951				
	38.0	41.5	32.3	-	66.1	67.0	51.3	61.9	73.6	31.7	37.6	49.3	26.6				
	100.0	68.4	31.6	-	100.0	68.8	5.2	21.1	6.9	31.4	11.0	47.3	10.3				
3-4 NIGHTS	203010	143267	59219	-	203010	134493	13620	51305	8452	114214	20303	43387	23106				
	12.5	14.1	9.8	-	21.7	21.2	21.9	24.4	14.7	18.7	11.3	7.7	9.6				
	100.0	70.6	29.2	-	100.0	66.2	6.7	25.3	4.2	56.3	10.0	22.4	11.4				
5-6 NIGHTS	78192	70582	7348	-	78192	52570	11729	18647	5002	48431	8159	13190	8413				
	4.8	6.9	1.2	-	8.4	8.3	18.8	8.9	8.7	7.9	4.5	2.2	3.5				
	100.0	90.3	9.4	-	100.0	67.2	15.0	23.8	6.4	61.9	10.4	16.9	10.8				
7-9 NIGHTS	21405	18787	2618	-	21405	14606	3853	8650	928	9193	3072	7566	1574				
	1.3	1.8	.4	-	2.3	2.3	6.2	4.1	1.6	1.5	1.7	1.3	.7				
	100.0	87.8	12.2	-	100.0	68.2	18.0	40.4	4.3	42.9	14.4	35.3	7.4				
10-14 NIGHTS	11995	11995	-	-	11995	7007	1032	248	425	6242	-	35	5718				
	.7	1.2	-	-	1.3	1.1	1.7	1.1	.7	1.0	-	*	2.4				
	100.0	100.0	-	-	100.0	58.4	8.6	2.1	3.5	52.0	-	.3	47.7				
15-19 NIGHTS	443	338	105	-	443	165	42	278	-	443	-	-	-				
	*	*	*	-	*	*	.1	.1	-	.1	-	-	-				
	100.0	76.2	23.8	-	100.0	37.2	9.5	62.8	-	100.0	-	-	-				
20 OR MORE NIGHTS	1456	42	1414	-	1456	352	63	1041	394	1393	-	-	63				
	-1	*	.2	-	.2	.1	.1	.5	.7	.2	-	-	*				
	100.0	2.9	97.1	-	100.0	24.1	4.3	71.5	27.0	95.7	-	-	4.3				
NO NIGHTS SPENT ON ENTIRE TRIP	317342	274005	42200	317342	-	-	-	-	-	60787	38539	141640	76376				
	19.5	26.9	7.0	45.9	-	-	-	-	-	9.9	21.4	23.9	31.8				
	100.0	86.3	13.3	100.0	-	-	-	-	-	19.2	12.1	44.6	24.1				

Continued

Q.12C LENGTH OF STAY -- PARKS SYSTEM

BASE: PARTY VISITS
 BY PARKS AS MAIN DESTINATION OF ENTIRE TRIP, LENGTH OF STAY, ACCOMMODATION TYPE(S) USED, SEASON

	=====DESTINATION=====			====LENGTH OF STAY====			=====ACCOMMODATION TYPE=====					=====SEASON=====			
	TOTAL	YES	NO	SAME-DAY	OVERNIGHT	ANY ROOFED	HOTEL, MOTEL, LODGE	ALL OTHER ROOFED	TRAILER, CAMPING	ANY HOME,VFR	OWN VACATION	SUMMER	FALL	WINTER	SPRING
NO NIGHTS SPENT IN PARKS	690711	351631	337796	690711	-	-	-	-	-	-	-	238194	80783	234348	137387
	42.5	34.5	56.0	100.0								36.9	44.8	39.5	57.2
	100.0	50.9	48.9	100.0								34.5	11.7	33.9	19.9
NO NIGHTS SPENT IN PARKS, BUT NIGHTS ON TRIP	370942	77427	293369	370942	-	-	-	-	-	-	-	177026	42243	92708	58965
	22.8	7.6	48.6	53.7								28.9	23.5	15.6	24.5
	100.0	20.9	79.1	100.0								47.7	11.4	25.0	15.9
AVERAGE # OF NIGHTS PER PARTY (TOTAL)	1.49	1.79	.99	-	2.59	2.53	2.54	3.05	2.83	2.48	1.83	1.32	1.32	1.28	1.24
AVERAGE # OF NIGHTS PER PARTY FOR TOTAL WITH ANY NIGHTS ON ENTIRE TRIP	1.85	2.44	1.05	-	2.58	2.52	2.53	3.05	2.83	2.37	2.03	1.68	1.68	1.69	1.83
AVERAGE # OF NIGHTS PER PARTY FOR TOTAL WITH ANY NIGHTS IN PARKS SYSTEM	2.59	2.73	2.24	-	2.59	2.53	2.54	3.05	2.83	2.48	3.00	2.40	2.40	2.12	2.89

Q.12C LENGTH OF STAY -- PARKS SYSTEM
 BASE: PERSON VISITORS
 BY SPECIFIC PARKS, MAIN PURPOSE OF PARKS VISIT

		=====ALBERTA PARKS=====										=====B.C. PARKS=====										=====MAIN PURPOSE OF PARKS VISIT=====									
		ANY		BANFF		JASPER		ANY		YOHO		KOOTENAY		BUSINESS		PERSONAL		VACATION, RECREAT'L		VAC. HOME		DAY-USE									
TOTAL	ANY	2270	1738	1325	538	343	273	116	116	224	1624	259	100.0	96.6	73.9	56.4	22.9	14.6	11.6	4.9	9.5	69.1	11.0								
TOTAL PERSON VISITORS (ACTUAL)	2351	2270	1738	1325	538	343	273	116	116	224	1624	259	100.0	96.6	73.9	56.4	22.9	14.6	11.6	4.9	9.5	69.1	11.0								
TOTAL PERSON VISITORS (WEIGHTED)	4084004	3898614	3167517	1598918	7483328	425601	424721	249161	425934	2437324	664556	16.3	100.0	95.5	77.6	39.2	18.3	10.4	10.4	6.1	10.4	59.7	16.3								
NO NIGHTS IN PARKS	1795974	1679227	1325858	486997	239016	119114	133809	37723	226781	634918	664556	100.0	44.0	43.1	41.9	30.5	31.9	28.0	31.5	15.1	53.2	26.0	100.0								
	100.0	93.5	73.8	27.1	13.3	6.6	7.5	2.1	12.6	35.4	37.0	100.0	36.8	36.8	36.0	33.9	32.9	36.3	45.1	40.9	46.9	76.2	100.0								
1-2 NIGHTS	1501302	1435009	1155568	575015	253395	139938	154016	112283	174373	1163286	-	100.0	95.6	77.0	38.3	16.9	10.3	7.5	11.6	76.2	-	-	-								
	522128	519779	434120	338340	129082	75576	74859	79182	21100	424474	-	100.0	12.8	13.3	13.7	21.2	17.2	17.8	31.8	5.0	17.4	81.3	100.0								
3-4 NIGHTS	182442	182442	174579	133418	86747	61568	33941	17655	2354	162403	-	100.0	4.5	4.7	5.5	8.3	11.6	14.5	8.0	7.1	6.7	89.0	100.0								
	49669	49669	47246	34658	22981	12298	13603	-	562	48979	-	100.0	1.2	1.3	1.5	2.2	3.1	2.9	3.2	1.1	2.0	98.6	100.0								
5-6 NIGHTS	26768	26768	26536	26768	14604	14604	14493	209	72	19654	-	100.0	4.7	4.7	4.8	1.7	2.0	3.4	3.4	1.1	*	8	100.0								
	1443	1443	1443	1443	505	505	505	-	693	1443	-	100.0	7.7	7.7	8	100.0	54.6	54.6	54.1	.8	.3	73.4	100.0								
7-9 NIGHTS	4277	4277	2167	2278	1998	1998	1998	2110	-	2167	-	100.0	1.1	1.1	1.1	.3	.5	.8	.8	49.3	50.7	-	100.0								
	822342	802487	699651	120509	20980	4778	16202	23537	93191	189367	493400	100.0	20.1	20.6	22.1	7.5	2.8	1.1	3.8	9.4	21.9	7.8	74.2								
NO NIGHTS SPENT ON ENTIRE TRIP	100.0	97.6	85.1	14.7	2.6	.6	2.0	2.9	11.3	23.0	60.0	100.0	97.6	97.6	85.1	14.7	2.6	.6	2.0	2.9	11.3	23.0	60.0								
NO NIGHTS SPENT IN PARKS	1795974	1679227	1325858	486997	239016	119114	133809	37723	226781	634918	664556	100.0	44.0	43.1	41.9	30.5	31.9	28.0	31.5	15.1	53.2	26.0	100.0								
	100.0	93.5	73.8	27.1	13.3	6.6	7.5	2.1	12.6	35.4	37.0	100.0	36.8	36.8	36.0	33.9	32.9	36.3	45.1	40.9	46.9	76.2	100.0								

Continued

Q.12C LENGTH OF STAY -- PARKS SYSTEM

BASE: PERSON VISITORS
 BY SPECIFIC PARKS, MAIN PURPOSE OF PARKS VISIT

=====ALBERTA PARKS===== B.C. PARKS=====MAIN PURPOSE OF PARKS VISIT=====

	TOTAL	ANY	BANFF	JASPER	ANY	YOHO	KOOTENAY	BUSINESS	PERSONAL	VACATION, RECREAT'L	HOME	DAY-USE
NO NIGHTS SPENT IN PARKS, BUT NIGHTS ON TRIP	969151	876004	625835	365926	214291	114337	113862	14012	133590	441244	171157	
	23.7	22.5	19.8	22.9	28.6	26.9	26.8	5.6	31.4	18.1	25.8	
	100.0	90.4	64.6	37.8	22.1	11.8	11.7	1.4	13.8	45.5	17.7	
AVERAGE # OF NIGHTS PER PERSON (TOTAL)	1.44	1.47	1.56	2.10	2.39	2.94	2.21	2.40	.87	1.95	-	
AVERAGE # OF NIGHTS PER PERSON FOR TOTAL WITH ANY NIGHTS ON ENTIRE TRIP	1.79	1.84	2.00	2.25	2.47	2.97	2.31	2.49	1.12	2.12	-	
AVERAGE # OF NIGHTS PER PERSON FOR TOTAL WITH ANY NIGHTS IN PARKS SYSTEM	2.56	2.59	2.68	3.02	3.51	4.08	3.22	2.83	1.87	2.64	-	

Q-12C LENGTH OF STAY -- PARKS SYSTEM
 BASE: PERSON VISITORS
 BY PLACE OF RESIDENCE, MODE OF ENTRY

	=====PLACE OF RESIDENCE=====										=====OTHER COUNTRY=====			=====MODE OF ENTRY=====		
	TOTAL	TOTAL CANADA	ALBERTA	B.C.	OTHER CANADA	U.S.A.	TOTAL OTHER	JAPAN	WEST GERMANY	ANY PRIVATE VEHICLE	R.V. BUS, TRAIN	SCHEDULED	CHARTER			
TOTAL PERSON VISITORS (ACTUAL)	2351	1532	932	346	254	515	302	140	26	1700	74	318	333			
	100.0	65.2	39.6	14.7	10.8	21.9	12.8	6.0	1.1	72.3	3.1	13.5	14.2			
TOTAL PERSON VISITORS (WEIGHTED)	4084004	3276659	2405079	395658	475921	574763	228355	51473	57134	3777711	139339	116519	189773			
	100.0	80.2	58.9	9.7	11.7	14.1	5.6	1.3	1.4	92.5	3.4	2.9	4.6			
NO NIGHTS IN PARKS	1795974	1674110	1238562	235631	199917	111176	10393	644	409	1780095	40452	15654	226			
	44.0	51.1	51.5	59.6	42.0	19.3	4.6	1.3	.7	47.1	29.0	13.4	.1			
	100.0	93.2	69.0	13.1	11.1	6.2	.6	*	*	99.1	2.3	.9	*			
1-2 NIGHTS	1501302	1227200	965278	110411	151511	182423	91679	27918	17259	1402122	56576	29561	69619			
	36.8	37.5	40.1	27.9	31.8	31.7	40.1	54.2	30.2	37.1	40.6	25.4	36.7			
	100.0	81.7	64.3	7.4	10.1	12.2	6.1	1.9	1.1	93.4	3.8	2.0	4.6			
3-4 NIGHTS	522128	278462	146027	41712	90723	173900	65834	16858	7239	422833	14421	36663	62632			
	12.8	8.5	6.1	10.5	19.1	30.3	28.8	32.8	12.7	11.2	10.3	31.5	33.0			
	100.0	53.3	28.0	8.0	17.4	33.3	12.6	3.2	1.4	81.0	2.8	7.0	12.0			
5-6 NIGHTS	182442	71296	48617	5466	17214	88531	22615	6054	3161	116118	11569	14203	52121			
	4.5	2.2	2.0	1.4	3.6	15.4	9.9	11.8	5.5	3.1	8.3	12.2	27.5			
	100.0	39.1	26.6	3.0	9.4	48.5	12.4	3.3	1.7	63.6	6.3	7.8	28.6			
7-9 NIGHTS	49669	21061	6174	1575	13312	14488	14120	-	8015	30132	9042	14362	5175			
	1.2	.6	.3	.4	2.8	2.5	6.2	-	14.0	.8	6.5	12.3	2.7			
	100.0	42.4	12.4	3.2	26.8	29.2	28.4	-	16.1	60.7	18.2	28.9	10.4			
10-14 NIGHTS	26768	1264	-	170	1093	1917	23587	-	21051	21611	5281	5157	-			
	.7	*	*	*	-2	.3	10.3	-	36.8	.6	3.8	4.4	-			
	100.0	4.7	.6	.6	4.1	7.2	88.1	-	78.6	80.7	19.7	19.3	-			
15-19 NIGHTS	1443	1114	421	693	-	329	-	-	-	693	-	750	-			
	*	*	*	.2	-1	-1	-	-	-	*	-	.6	-			
	100.0	77.2	29.2	48.0	-	22.8	-	-	-	48.0	-	52.0	-			
20 OR MORE NIGHTS	4277	2152	-	-	2152	1998	127	-	-	4108	1998	169	-			
	.1	.1	-	-	.5	.3	.1	-	-	.1	1.4	.1	-			
	100.0	50.3	-	-	50.3	46.7	3.0	-	-	96.1	46.7	3.9	-			
NO NIGHTS SPENT ON ENTIRE TRIP	822342	822034	718328	58992	44714	-	308	-	-	820546	1107	1796	-			
	20.1	25.1	29.9	14.9	9.4	-	.1	-	-	21.7	.8	1.5	-			
	100.0	100.0	87.4	7.2	5.4	-	*	-	-	99.8	.1	.2	-			

Continued

Q.12C LENGTH OF STAY -- PARKS SYSTEM
 BASE: PERSON VISITORS
 BY PLACE OF RESIDENCE, MODE OF ENTRY

	=====PLACE OF RESIDENCE=====										=====OTHER COUNTRY=====				=====MODE OF ENTRY=====		
	TOTAL	TOTAL CANADA	ALBERTA	B. C.	OTHER CANADA	U. S. A.	TOTAL OTHER	JAPAN	WEST GERMANY	PRIVATE VEHICLE	ANY	R. V.	BUS, TRAIN	SCHEDULED	CHARTER		
NO NIGHTS SPENT IN PARKS	1795974	1674110	1238562	235631	199917	111176	10393	644	409	1780095	40452	15654	226				
	44.0	51.1	51.5	59.6	42.0	19.3	4.6	1.3	.7	47.1	29.0	13.4	.1				
	100.0	93.2	69.0	13.1	11.1	6.2	.6	*	*	99.1	2.3	.9	*				
NO NIGHTS SPENT IN PARKS, BUT NIGHTS ON TRIP	969151	848158	516316	176640	155203	110813	9886	445	409	955267	38981	13658	226				
	23.7	25.9	21.5	44.6	32.6	19.3	4.3	.9	.7	25.3	28.0	11.7	.1				
	100.0	87.5	53.3	18.2	16.0	11.4	1.0	*	*	98.6	4.0	1.4	*				
AVERAGE # OF NIGHTS PER PERSON (TOTAL)	1.44	1.03	.96	.86	1.58	2.73	3.91	2.73	6.49	1.26	3.33	3.78	3.48				
AVERAGE # OF NIGHTS PER PERSON FOR TOTAL WITH ANY NIGHTS ON ENTIRE TRIP	1.79	1.37	1.37	1.01	1.65	2.73	3.92	2.74	6.50	1.60	3.36	3.85	3.48				
AVERAGE # OF NIGHTS PER PERSON FOR TOTAL WITH ANY NIGHTS IN PARKS SYSTEM	2.56	2.12	1.97	2.12	2.72	3.38	4.10	2.77	6.54	2.38	4.69	4.37	3.48				

Q. 12C LENGTH OF STAY -- PARKS SYSTEM

BASE: PERSON VISITORS
 BY PARKS AS MAIN DESTINATION OF ENTIRE TRIP, LENGTH OF STAY, ACCOMMODATION TYPE(S) USED, SEASON

	PARKS MAIN										SEASON			
	=====DESTINATION=====			==LENGTH OF STAY==			=====ACCOMMODATION TYPE=====				=====SEASON=====			
	TOTAL	YES	NO	SAME-DAY OVERNIGHT	ANY ROOFED	HOTEL, LODGE	ANY TRAILER, CAMPING	ANY TRAILER, CAMPING HOME, VFR	OWN	SUMMER	FALL	WINTER	SPRING	
NO NIGHTS SPENT IN PARKS	1795974	880191	911450	1795974	-	-	-	-	-	694924	173329	567869	359851	
	44.0	35.4	57.3	100.0					42.2	44.2	39.4	59.5		
	100.0	49.0	50.7	100.0					38.7	9.7	31.6	20.0		
NO NIGHTS SPENT IN PARKS, BUT NIGHTS ON TRIP	969151	203945	764912	969151	-	-	-	-	-	501783	88186	244714	134467	
	23.7	8.2	48.1	54.0					30.5	22.5	17.0	22.2		
	100.0	21.0	78.9	100.0					51.8	9.1	25.3	13.9		
AVERAGE # OF NIGHTS PER PERSON (TOTAL)	1.44	1.76	.92	-	2.56	2.51	2.53	2.91	2.70	1.72	1.33	1.29	1.08	
AVERAGE # OF NIGHTS PER PERSON FOR TOTAL WITH ANY NIGHTS ON ENTIRE TRIP	1.79	2.42	.99	-	2.55	2.49	2.51	2.91	2.70	1.92	1.70	1.66	1.71	
AVERAGE # OF NIGHTS PER PERSON FOR TOTAL WITH ANY NIGHTS IN PARKS SYSTEM	2.56	2.73	2.16	-	2.56	2.51	2.53	2.91	2.70	2.98	2.39	2.12	2.66	

Q.12C NIGHTS SPENT IN PARKS SYSTEM
 BASE: PARTY NIGHTS
 BY MAIN PURPOSE OF PARKS VISIT

=====MAIN PURPOSE OF PARKS VISIT=====

TOTAL BUSINESS PERSONAL VAC. HOME RECREAT'L DAY-USE

TOTAL PARTY NIGHTS (ACTUAL)	4721	294	242	4144	-
	100.0	6.2	5.1	87.8	
TOTAL PARTY NIGHTS (WEIGHTED)	2536716	2183777	170944	2074347	-
	100.0	8.6	6.7	81.8	
TOTAL NIGHTS IN ALBERTA PARKS	2323939	207054	163497	1880935	-
	91.6	94.8	95.6	90.7	
	100.0	8.9	7.0	80.9	
TOTAL NIGHTS IN BANFF	1615223	173845	81517	1308708	-
	63.7	79.6	47.7	63.1	
	100.0	10.8	5.0	81.0	
TOTAL NIGHTS IN JASPER	708716	33210	81981	572227	-
	27.9	15.2	48.0	27.6	
	100.0	4.7	11.6	80.7	
TOTAL NIGHTS IN B.C. PARKS	120580	11322	4887	103775	-
	4.8	5.2	2.9	5.0	
	100.0	9.4	4.1	86.1	
TOTAL NIGHTS IN YOHO	50916	11322	-	39465	-
	2.0	5.2	-	1.9	
	100.0	22.2	-	77.5	
TOTAL NIGHTS IN KOOTENAY	69664	-	4887	64310	-
	2.7	-	2.9	3.1	
	100.0	-	7.0	92.3	
LOCATION OF OVERNIGHT STAY NOT STATED	92198	-	2560	89638	-
	3.6	-	1.5	4.3	
	100.0	-	2.8	97.2	

Q.12C NIGHTS SPENT IN PARKS SYSTEM

BASE: PARTY NIGHTS

BY PLACE OF RESIDENCE, MODE OF ENTRY

	=====PLACE OF RESIDENCE=====										=====OTHER COUNTRY=====					=====MODE OF ENTRY=====			
	TOTAL	CANADA	ALBERTA	B.C.	OTHER CANADA	U.S.A.	TOTAL OTHER	JAPAN	WEST GERMANY	ANY PRIVATE VEHICLE	SCHEDULED BUS, TRAIN	R.V.	CHARTER						
TOTAL PARTY NIGHTS (ACTUAL)	4721	2062	1091	355	616	1737	919	352	122	2437	234	1132	1152						
	100.0	43.7	23.1	7.5	13.0	36.8	19.5	7.5	2.6	51.6	5.0	24.0	24.4						
TOTAL PARTY NIGHTS (WEIGHTED)	2536716	1463733	1017346	141456	304931	676730	393304	78662	134202	1975641	168036	257193	303883						
	100.0	57.7	40.1	5.6	12.0	26.7	15.5	3.1	5.3	77.9	6.6	10.1	12.0						
TOTAL NIGHTS IN ALBERTA PARKS	2323939	1373154	969772	127905	295477	583596	364240	78382	116962	1775778	85967	252480	295681						
	91.6	93.8	93.4	90.4	96.9	86.2	92.6	99.6	87.2	89.9	51.2	98.2	97.3						
	100.0	59.1	40.9	5.5	12.7	25.1	15.7	3.4	5.0	76.4	3.7	10.9	12.7						
TOTAL NIGHTS IN BANFF	1615223	988375	708139	53497	226739	385939	240909	62425	53471	1216389	37108	202518	196316						
	63.7	67.5	69.6	37.8	74.4	57.0	61.3	79.4	39.8	61.6	22.1	78.7	64.6						
	100.0	61.2	43.8	3.3	14.0	23.9	14.9	3.9	3.3	75.3	2.3	12.5	12.2						
TOTAL NIGHTS IN JASPER	708716	384779	241633	74407	68738	197657	123330	15957	63490	559388	48859	49962	99366						
	27.9	26.3	23.8	52.6	22.5	29.2	31.4	20.3	47.3	28.3	29.1	19.4	32.7						
	100.0	54.3	34.1	10.5	9.7	27.9	17.4	2.3	9.0	78.9	6.9	7.0	14.0						
TOTAL NIGHTS IN B.C. PARKS	120580	83058	65366	12754	4938	27910	9612	-	4918	115298	9797	2582	2700						
	4.8	5.7	6.4	9.0	1.6	4.1	2.4	3.7	3.7	5.8	5.8	1.0	.9						
	100.0	68.9	54.2	10.6	4.1	23.1	8.0	4.1	4.1	95.6	8.1	2.1	2.2						
TOTAL NIGHTS IN YOHO	50916	29417	20515	5614	3288	19051	2448	-	1063	46542	5405	1786	2587						
	2.0	2.0	2.0	4.0	1.1	2.8	.6	-	.8	2.4	3.2	.7	.9						
	100.0	57.8	40.3	11.0	6.5	37.4	4.8	2.1	2.1	91.4	10.6	3.5	5.1						
TOTAL NIGHTS IN KOOTENAY	69664	53641	44851	7140	1650	8859	7164	-	3855	68756	4393	795	113						
	2.7	3.7	4.4	5.0	.5	1.3	1.8	2.9	2.9	3.5	2.6	.3	*						
	100.0	77.0	64.4	10.2	2.4	12.7	10.3	5.5	5.5	98.7	6.3	1.1	.2						
LOCATION OF OVERNIGHT STAY NOT STATED	92198	7521	2207	798	4517	65224	19452	280	12323	84565	72272	2131	5501						
	3.6	.5	.2	.6	1.5	9.6	4.9	.4	9.2	4.3	43.0	.8	1.8						
	100.0	8.2	2.4	.9	4.9	70.7	21.1	.3	13.4	91.7	78.4	2.3	6.0						

9. 12C NIGHTS SPENT IN PARKS SYSTEM

BASE: PARTY NIGHTS

BY PARKS AS MAIN DESTINATION OF ENTIRE TRIP, LENGTH OF STAY, SEASON

PARKS MAIN

	====DESTINATION====		==LENGTH OF STAY==		=====SEASON=====				
	TOTAL	YES	NO	SAME-DAY OVERNIGHT	SUMMER	FALL	WINTER	SPRING	
TOTAL PARTY NIGHTS (ACTUAL)	4721	3344	1361	-	4721	2798	693	639	591
	100.0	70.8	28.8		100.0	59.3	14.7	13.5	12.5
TOTAL PARTY NIGHTS (WEIGHTED)	2536716	1921058	611978	-	2536716	1122625	238031	878786	297274
	100.0	75.7	24.1		100.0	44.3	9.4	34.6	11.7
TOTAL NIGHTS IN ALBERTA PARKS	2323939	1828417	491842	-	2323939	970811	220940	845219	286969
	91.6	95.2	80.4		91.6	86.5	92.8	96.2	96.5
	100.0	78.7	21.2		100.0	41.8	9.5	36.4	12.3
TOTAL NIGHTS IN BANFF	1615223	1284484	328058	-	1615223	568375	164480	696599	185769
	63.7	66.9	53.6		63.7	50.6	69.1	79.3	62.5
	100.0	79.5	20.3		100.0	35.2	10.2	43.1	11.5
TOTAL NIGHTS IN JASPER	708716	543934	163783	-	708716	402435	56460	148620	101200
	27.9	28.3	26.8		27.9	35.8	23.7	16.9	34.0
	100.0	76.7	23.1		100.0	56.8	8.0	21.0	14.3
TOTAL NIGHTS IN B. C. PARKS	120580	71957	48622	-	120580	68622	9957	33567	8434
	4.8	3.7	7.9		4.8	6.1	4.2	3.8	2.8
	100.0	59.7	40.3		100.0	56.9	8.3	27.8	7.0
TOTAL NIGHTS IN Yoho	50916	26181	24735	-	50916	30814	2704	15515	1882
	2.0	1.4	4.0		2.0	2.7	1.1	1.8	.6
	100.0	51.4	48.6		100.0	60.5	5.3	30.5	3.7
TOTAL NIGHTS IN Kootenay	69664	45776	23888	-	69664	37807	7253	18052	6552
	2.7	2.4	3.9		2.7	3.4	3.0	2.1	2.2
	100.0	65.7	34.3		100.0	54.3	10.4	25.9	9.4
LOCATION OF OVERNIGHT STAY NOT STATED	92198	20683	71514	-	92198	83193	7134	-	1871
	3.6	1.1	11.7		3.6	7.4	3.0	-	.6
	100.0	22.4	77.6		100.0	90.2	7.7	-	2.0

Q.12C NIGHTS SPENT IN PARKS SYSTEM

BASE: PARTY NIGHTS

BY TYPE OF EXPENDITURE, OVERALL RATING OF PARKS VISIT

	=====PARTY EXPENDITURE=====		=====OVERALL RATING=====				
	TOTAL TURE ONLY	DIRECT ANY PRE-EXPENDI- PAID EXP- ENDITURE	PREPAID PACKAGE	EXCELLENT	VERY GOOD	GOOD, FAIR	, POOR
TOTAL PARTY NIGHTS (ACTUAL)	4721	2970	1672	1447	2853	1362	394
	100.0	62.9	35.4	30.7	60.4	28.8	8.3
TOTAL PARTY NIGHTS (WEIGHTED)	2536716	1817088	684800	474101	1376320	848032	275278
	100.0	71.6	27.0	18.7	54.3	33.4	10.9
TOTAL NIGHTS IN ALBERTA PARKS	2323939	1635947	653164	462168	1222706	814362	255544
	91.6	90.0	95.4	97.5	88.8	96.0	92.8
	100.0	70.4	28.1	19.9	52.6	35.0	11.0
TOTAL NIGHTS IN BANFF	1615223	1134132	461174	327435	859470	569411	170232
	63.7	62.4	67.3	69.1	62.4	67.1	61.8
	100.0	70.2	28.6	20.3	53.2	35.3	10.5
TOTAL NIGHTS IN JASPER	708716	501815	191990	134733	363237	244951	85312
	27.9	27.6	28.0	28.4	26.4	28.9	31.0
	100.0	70.8	27.1	19.0	51.3	34.6	12.0
TOTAL NIGHTS IN B.C. PARKS	120580	100384	20196	6658	66273	30087	18686
	4.8	5.5	2.9	1.4	4.8	3.5	6.8
	100.0	83.3	16.7	5.5	55.0	25.0	15.5
TOTAL NIGHTS IN YOHO	50916	32275	18641	6376	40297	4853	5390
	2.0	1.8	2.7	1.3	2.9	.6	2.0
	100.0	63.4	36.6	12.5	79.1	9.5	10.6
TOTAL NIGHTS IN KOOTENAY	69664	68109	1556	282	25976	25234	13296
	2.7	3.7	.2	.1	1.9	3.0	4.8
	100.0	97.8	2.2	.4	37.3	36.2	19.1
LOCATION OF OVERNIGHT STAY NOT STATED	92198	80757	11440	5275	87340	3584	1048
	3.6	4.4	1.7	1.1	6.3	.4	.4
	100.0	87.6	12.4	5.7	94.7	3.9	1.1

Q.12C NIGHTS SPENT IN PARKS SYSTEM
 BASE: PERSON NIGHTS
 BY MAIN PURPOSE OF PARKS VISIT

=====MAIN PURPOSE OF PARKS VISIT=====
 VACATION, RECREAT'L
 DAY-USE

	TOTAL	BUSINESS	PERSONAL	VAC. HOME	RECREAT'L	DAY-USE
TOTAL PERSON NIGHTS (ACTUAL)	4721	294	242	4144	-	-
	100.0	6.2	5.1	87.8		
TOTAL PERSON NIGHTS (WEIGHTED)	6063097	620679	398254	4896672	-	-
	100.0	10.2	6.6	80.8		
TOTAL NIGHTS IN ALBERTA PARKS	5523193	581075	378683	4416857	-	-
	91.1	93.6	95.1	90.2		
	100.0	10.5	6.9	80.0		
TOTAL NIGHTS IN BANFF	3683280	475609	183405	2915582	-	-
	60.7	76.6	46.1	59.5		
	100.0	12.9	5.0	79.2		
TOTAL NIGHTS IN JASPER	1839913	105466	195279	1501275	-	-
	30.3	17.0	49.0	30.7		
	100.0	5.7	10.6	81.6		
TOTAL NIGHTS IN B.C. PARKS	291332	39604	14295	236519	-	-
	4.8	6.4	3.6	4.8		
	100.0	13.6	4.9	81.2		
TOTAL NIGHTS IN YHO	136380	39604	-	96647	-	-
	2.2	6.4		2.0		
	100.0	29.0		70.9		
TOTAL NIGHTS IN KOOTENAY	154952	-	14295	139871	-	-
	2.6		3.6	2.9		
	100.0		9.2	90.3		
LOCATION OF OVERNIGHT STAY NOT STATED	248572	-	5276	243296	-	-
	4.1		1.3	5.0		
	100.0		2.1	97.9		

Q.12C NIGHTS SPENT IN PARKS SYSTEM
 BASE: PERSON NIGHTS
 BY PLACE OF RESIDENCE, MODE OF ENTRY

=====PLACE OF RESIDENCE=====OTHER COUNTRY=====MODE OF ENTRY=====

=====
 =====CANADA=====OTHER
 =====JAPAN=====WEST
 =====GERMANY=====PRIVATE
 =====VEHICLE=====R.V. BUS, TRAIN
 =====CHARTER=====

	TOTAL	TOTAL	ALBERTA	B.C.	OTHER	U.S.A.	TOTAL	JAPAN	WEST	ANY	SCHEDULED	CHARTER	
	CANADA	CANADA			CANADA		OTHER		GERMANY	PRIVATE	R.V. BUS, TRAIN		
TOTAL PERSON NIGHTS (ACTUAL)	4721	2062	1091	355	616	1737	919	352	122	2437	234	1132	1152
	100.0	43.7	23.1	7.5	13.0	36.8	19.5	7.5	2.6	51.6	5.0	24.0	24.4
TOTAL PERSON NIGHTS (WEIGHTED)	6063097	3569101	2440721	344721	783659	1580505	901693	145415	370989	4935577	464217	452936	674584
	100.0	58.9	40.3	5.7	12.9	26.1	14.9	2.4	6.1	81.4	7.7	7.5	11.1
TOTAL NIGHTS IN ALBERTA PARKS	5523193	3341101	2268733	313516	758852	1395320	774973	144650	282434	4425632	239807	439791	657770
	91.1	93.6	93.0	90.9	96.8	88.3	85.9	99.5	76.1	89.7	51.7	97.1	97.5
	100.0	60.5	41.1	5.7	13.7	25.3	14.0	2.6	5.1	80.1	4.3	8.0	11.9
TOTAL NIGHTS IN BANFF	3683280	2297560	1650219	128167	519173	890991	494729	121641	112658	2911512	89828	347873	423895
	60.7	64.4	67.6	37.2	66.2	56.4	54.9	83.7	30.4	59.0	19.4	76.8	62.8
	100.0	62.4	44.8	3.5	14.1	24.2	13.4	3.3	3.1	79.0	2.4	9.4	11.5
TOTAL NIGHTS IN JASPER	1839913	1043542	618514	185348	239679	504329	280243	23009	169776	1514120	149978	91918	233875
	30.3	29.2	25.3	53.8	30.6	31.9	31.1	15.8	45.8	30.7	32.3	20.3	34.7
	100.0	56.7	33.6	10.1	13.0	27.4	15.2	1.3	9.2	82.3	8.2	5.0	12.7
TOTAL NIGHTS IN B.C. PARKS	291332	211236	168646	28812	13778	54736	25360	-	14618	277582	30576	7713	6037
	4.8	5.9	6.9	8.4	1.8	3.5	2.8	-	3.9	5.6	6.6	1.7	.9
	100.0	72.5	57.9	9.9	4.7	18.8	8.7	-	5.0	95.3	10.5	2.6	2.1
TOTAL NIGHTS IN YOKO	136380	94058	74514	10356	9188	36073	6249	-	2126	125176	17269	5393	5811
	2.2	2.6	3.1	3.0	1.2	2.3	.7	-	.6	2.5	3.7	1.2	.9
	100.0	69.0	54.6	7.6	6.7	26.5	4.6	-	1.6	91.8	12.7	4.0	4.3
TOTAL NIGHTS IN KOOTENAY	154952	117178	94132	18456	4589	18663	19111	-	12492	152405	13306	2320	226
	2.6	3.3	3.9	5.4	.6	1.2	2.1	-	3.4	3.1	2.9	.5	*
	100.0	75.6	60.7	11.9	3.0	12.0	12.3	-	8.1	98.4	8.6	1.5	.1
LOCATION OF OVERNIGHT STAY NOT STATED	248572	16763	3342	2393	11029	130448	101360	765	73937	232364	193834	5432	10777
	4.1	.5	.1	.7	1.4	8.3	11.2	.5	19.9	4.7	41.8	1.2	1.6
	100.0	6.7	1.3	1.0	4.4	52.5	40.8	.3	29.7	93.5	78.0	2.2	4.3

Q.12C NIGHTS SPENT IN PARKS SYSTEM
 BASE: PERSON NIGHTS
 BY PARKS AS MAIN DESTINATION OF ENTIRE TRIP, LENGTH OF STAY, SEASON

PARKS MAIN

	====DESTINATION====		==LENGTH OF STAY==		=====SEASON=====				
	TOTAL	YES	NO	SAME-DAY OVERNIGHT	SUMMER	FALL	WINTER	SPRING	
TOTAL PERSON NIGHTS (ACTUAL)	4721	3344	1361	-	4721	2798	693	639	591
	100.0	70.8	28.8		100.0	59.3	14.7	13.5	12.5
TOTAL PERSON NIGHTS (WEIGHTED)	6063097	4541125	1507933	-	6063097	2835200	521692	2055255	650950
	100.0	74.9	24.9		100.0	46.8	8.6	33.9	10.7
TOTAL NIGHTS IN ALBERTA PARKS	5523193	4276299	1232856	-	5523193	2449841	474603	1969805	628944
	91.1	94.2	81.8		91.1	86.4	91.0	95.8	96.6
	100.0	77.4	22.3		100.0	44.4	8.6	35.7	11.4
TOTAL NIGHTS IN BANFF	3683280	2862891	811423	-	3683280	1361586	359944	1544118	417632
	60.7	63.0	53.8		60.7	48.0	69.0	75.1	64.2
	100.0	77.7	22.0		100.0	37.0	9.8	41.9	11.3
TOTAL NIGHTS IN JASPER	1839913	1413408	421433	-	1839913	1088255	114659	425687	211312
	30.3	31.1	27.9		30.3	38.4	22.0	20.7	32.5
	100.0	76.8	22.9		100.0	59.1	6.2	23.1	11.5
TOTAL NIGHTS IN B.C. PARKS	291332	173924	117408	-	291332	167590	20028	85450	18265
	4.8	3.8	7.8		4.8	5.9	3.8	4.2	2.8
	100.0	59.7	40.3		100.0	57.5	6.9	29.3	6.3
TOTAL NIGHTS IN YOHO	136380	62523	73858	-	136380	76616	5521	50479	3764
	2.2	1.4	4.9		2.2	2.7	1.1	2.5	.6
	100.0	45.8	54.2		100.0	56.2	4.0	37.0	2.8
TOTAL NIGHTS IN KOOTENAY	154952	111402	43550	-	154952	90974	14507	34970	14500
	2.6	2.5	2.9		2.6	3.2	2.8	1.7	2.2
	100.0	71.9	28.1		100.0	58.7	9.4	22.6	9.4
LOCATION OF OVERNIGHT STAY NOT STATED	248572	90903	157669	-	248572	217769	27061	-	3741
	4.1	2.0	10.5		4.1	7.7	5.2	-	.6
	100.0	36.6	63.4		100.0	87.6	10.9	-	1.5

0.12C NIGHTS SPENT IN PARKS SYSTEM

BASE: PERSON NIGHTS
BY AGE, SEX, OCCUPATION

	AGE					SEX		OCCUPATION				NOT IN LABOUR FORCE
	16-24 YEARS	25-34 YEARS	35-54 YEARS	55+ YEARS	TOTAL	MALE	FEMALE	PROFES- SIONAL, EXECUTIVE ,MANAGER	OTHER WHITE COLLAR	SKILLED UNSKILLED LABOUR	LABOUR FORCE	
TOTAL PERSON NIGHTS (ACTUAL)	4721 100.0	1120 23.7	1381 29.3	1543 32.7	4721 100.0	2759 58.4	1834 38.8	1625 34.4	960 20.3	742 15.7	1156 24.5	
TOTAL PERSON NIGHTS (WEIGHTED)	6063097 100.0	476411 7.9	1514928 25.0	2446596 40.4	6063097 100.0	3812852 62.9	2194076 36.2	2519496 41.6	1259713 20.8	984191 16.2	1122306 18.5	
TOTAL NIGHTS IN ALBERTA PARKS	5523193 91.1 100.0	466423 97.9 8.4	2223549 90.9 26.5	1158384 82.0 40.3	5523193 91.1 100.0	3566795 93.5 64.6	1902448 86.7 34.4	2324069 92.2 42.1	1146993 91.1 20.8	934714 95.0 16.9	953089 84.9 17.3	
TOTAL NIGHTS IN BANFF PARKS	3683280 60.7 100.0	1022500 63.7 8.2	1534153 62.7 27.8	747060 52.9 41.7	3683280 60.7 100.0	2300104 60.3 62.4	1352513 61.6 36.7	1681196 66.7 45.6	837080 66.5 22.7	451870 45.9 12.3	612962 54.6 16.6	
TOTAL NIGHTS IN JASPER PARKS	1839913 30.3 100.0	441902 34.2 8.9	689395 28.2 24.0	411324 29.1 37.5	1839913 30.3 100.0	1266691 33.2 68.8	549935 25.1 29.9	642873 25.5 34.9	309914 24.6 16.8	482844 49.1 26.2	340127 30.3 18.5	
TOTAL NIGHTS IN B. C. PARKS	291332 4.8 100.0	7772 1.6 2.7	141778 3.1 16.2	92027 6.5 31.6	291332 4.8 100.0	134734 3.5 46.2	154379 7.0 53.0	112854 4.5 38.7	85209 6.8 29.2	41596 4.2 14.3	43140 3.8 14.8	
TOTAL NIGHTS IN YOHO PARKS	136380 2.2 100.0	2792 1.9 2.0	86493 3.5 21.6	17159 1.2 12.6	136380 2.2 100.0	31842 1.8 23.3	104015 4.7 76.3	53948 2.1 39.6	50847 4.0 37.3	4521 1.5 3.3	24944 2.2 18.3	
TOTAL NIGHTS IN KOOTENAY PARKS	154952 2.6 100.0	4980 1.0 3.2	17899 1.2 11.6	74868 5.3 48.3	154952 2.6 100.0	102893 2.7 66.4	50364 2.3 32.5	58905 2.3 38.0	34362 2.7 22.2	37074 3.8 23.9	18196 1.6 11.7	
LOCATION OF OVERNIGHT STAY NOT STATED	248572 4.1 100.0	2216 0.5 0.9	81269 2.2 1.3	161871 3.3 32.7	248572 4.1 100.0	111322 2.9 44.8	137250 6.3 55.2	82573 3.3 33.2	27511 2.2 11.1	7882 0.8 3.2	126078 11.2 50.7	

Q.13A, C NIGHTS SPENT IN SPECIFIC PARKS' REGIONS
 BASE: PARTY NIGHTS
 BY TOTAL ONLY

TOTAL

4721

TOTAL PARTY NIGHTS (ACTUAL)

2536716

TOTAL PARTY NIGHTS (WEIGHTED)

1615223

BANFF NATIONAL PARK

63.7

100.0

UNSPECIFIED

346734

13.7

21.5

ICEFIELDS REGION

6099

.2

.4

SOUTH PARKWAY

11925

.5

.7

LAKE LOUISE AND AREA

311020

12.3

19.3

BOW VALLEY - CASTLE REGION

64109

2.5

4.0

BANFF TOWNSITE REGION

253910

10.0

15.7

BANFF TOWNSITE

613763

24.2

38.0

ROOFED FACILITIES

575

*

*

CAMPGROUNDS

.

NOTE: UPPER % = % OF TOTAL PARTY NIGHTS
 LOWER % = % OF PARTY NIGHTS FOR SPECIFIC PARK
 Continued

Q.13A,C NIGHTS SPENT IN SPECIFIC PARKS' REGIONS

BASE: PARTY NIGHTS
BY TOTAL ONLY

TOTAL
.....

RANDOM CAMPING	7087
	.3
	.4
JASPER NATIONAL PARK	708716
	27.9
	100.0
UNSPECIFIED	222923
	8.8
	31.5
YELLOWHEAD CORRIDOR	20306
	.8
	2.9
JASPER TOWNSITE	255480
	10.1
	36.0
JASPER TOWNSITE REGION	182471
	7.2
	25.7
NORTH PARKWAY	12475
	.5
	1.8
ICEFIELDS REGION	12388
	.5
	1.7
ROOFED FACILITIES	.
CAMPGROUNDS	1710
	.1
	.2
RANDOM CAMPING	964
	*
	.1

NOTE: UPPER % = % OF TOTAL PARTY NIGHTS
LOWER % = % OF PARTY NIGHTS FOR SPECIFIC PARK
Continued

q.13A, C NIGHTS SPENT IN SPECIFIC PARKS' REGIONS
 BASE: PARTY NIGHTS
 BY TOTAL ONLY

TOTAL

YOHO NATIONAL PARK

50916
 2.0
 100.0

UNSPECIFIED

11890
 .5
 23.4

YOHO VALLEY

128
 *
 .3

KICKING HORSE REGION

15918
 .6
 31.3

LAKE O'HARA REGION

3903
 .2
 7.7

EMERALD LAKE

18828
 .7
 37.0

ROOFED FACILITIES

.

CAMPGROUNDS

.

RANDOM CAMPING

248
 *
 .5

NOTE: UPPER % = % OF TOTAL PARTY NIGHTS
 LOWER % = % OF PARTY NIGHTS FOR SPECIFIC PARK
 Continued

0.13A,C NIGHTS SPENT IN SPECIFIC PARKS' REGIONS
 BASE: PARTY NIGHTS
 BY TOTAL ONLY

TOTAL

KOOTENAY NATIONAL PARK

69664
 2.7
 100.0

UNSPECIFIED

21842
 .9
 31.4

NORTHERN KOOTENAY

2270
 .1
 3.3

RADILUM REGION

41999
 1.7
 60.3

CAMPGROUNDS

3553
 .1
 5.1

RANDOM CAMPING

-

DON'T KNOW/ NOT STATED

92198
 3.6

NOTE: UPPER % = % OF TOTAL PARTY NIGHTS
 LOWER % = % OF PARTY NIGHTS FOR SPECIFIC PARK

Q.13B ACCOMMODATION USED IN PARKS
 BASE: TOTAL OVERNIGHT PARTY VISITS
 BY SPECIFIC PARKS, MAIN PURPOSE OF PARKS VISIT

=====ALBERTA PARKS===== B.C. PARKS===== MAIN PURPOSE OF PARKS VISIT=====

	TOTAL	ANY	BANFF	JASPER	ANY	YONH	KOOTENAY	BUSINESS	PERSONAL VAC.	HOME	VACATION, RECREAT'L	DAY-USE
TOTAL OVERNIGHT PARTY VISITS (ACTUAL)	1581 100.0	1551 98.1	1267 80.1	1003 63.4	436 27.6	290 18.3	221 14.0	91 5.8	103 6.5	1358 85.9	-	-
TOTAL OVERNIGHT PARTY VISITS (WEIGHTED)	934769 100.0	909328 97.3	768464 82.2	429102 45.9	209577 22.4	127483 13.6	122516 13.1	81866 8.8	79088 8.5	744386 79.6	-	-
HOTEL/ MOTEL/ RESORT/ LODGE	634404 67.9 100.0	618099 68.0 97.4	545011 70.9 85.9	276145 64.4 43.5	129290 61.7 20.4	84442 66.2 13.3	69215 56.5 10.9	74528 91.0 11.7	36038 45.6 5.7	499206 67.1 78.7	-	-
COMMERCIAL COTTAGE/ CABIN	31456 3.4 100.0	29447 3.2 93.6	24667 3.2 78.4	16313 3.8 51.9	11621 5.5 36.9	7306 5.7 23.2	6748 5.5 21.5	-	481 .6 1.5	30975 4.2 98.5	-	-
BED AND BREAKFAST	6856 .7 100.0	6856 .8 100.0	6049 .8 88.2	6480 1.5 94.5	1335 .6 19.5	1013 .8 14.8	645 .5 9.4	237 .3 3.5	246 .3 3.6	6340 .9 92.5	-	-
YOUTH HOSTEL	25743 2.8 100.0	25743 2.8 100.0	25645 3.3 99.6	3838 .9 14.9	2558 1.2 9.9	1678 1.3 6.5	1009 .8 3.9	3095 3.8 12.0	6013 7.6 23.4	16572 2.2 64.4	-	-
CAMPSITE/ TRAILER PARK	201964 21.6 100.0	195150 21.5 96.6	154202 20.1 76.4	115634 26.9 57.3	73309 35.0 36.3	40940 32.1 20.3	47065 38.4 23.3	1824 2.2 .9	8345 10.6 4.1	190370 25.6 94.3	-	-
BACK COUNTRY CAMPING	10887 1.2 100.0	10009 1.1 91.9	5038 .7 46.3	7105 1.7 65.3	3747 1.8 34.4	603 .5 5.5	3144 2.6 28.9	-	-	10887 1.5 100.0	-	-
FRIENDS/ RELATIVES/ OWN VACATION HOME	57608 6.2 100.0	57608 6.3 100.0	38353 5.0 66.6	25729 6.0 44.7	2579 1.2 4.5	1617 1.3 2.8	1246 1.0 2.2	3065 3.7 5.3	32622 41.2 56.6	22050 3.0 38.3	-	-
NOT STATED	6177 .7 100.0	6177 .7 100.0	6136 .8 99.3	5255 1.2 85.1	1249 .6 20.2	1249 1.0 20.2	880 .7 14.3	561 .7 9.1	67 1.1 1.1	2113 .3 34.2	-	-

Q.13B ACCOMMODATION USED IN PARKS
 BASE: TOTAL OVERNIGHT PARTY VISITS
 BY PLACE OF RESIDENCE, MODE OF ENTRY

	=====PLACE OF RESIDENCE=====										=====OTHER COUNTRY=====					=====MODE OF ENTRY=====			
	TOTAL	TOTAL CANADA	ALBERTA	B. C.	OTHER CANADA	U.S.A.	TOTAL OTHER	JAPAN	GERMANY	WEST GERMANY	ANY PRIVATE VEHICLE	R. V., BUS, TRAIN	SCHEDULED	CHARTER					
TOTAL OVERNIGHT PARTY VISITS (ACTUAL)	1581	829	503	146	180	460	291	137	25	966	59	283	332						
	100.0	52.4	31.8	9.2	11.4	29.1	18.4	8.7	1.6	61.1	3.7	17.9	21.0						
TOTAL OVERNIGHT PARTY VISITS (WEIGHTED)	934769	647390	479316	68333	99742	188974	97421	29810	21202	791926	35668	55217	87626						
	100.0	69.3	51.3	7.3	10.7	20.2	10.4	3.2	2.3	84.7	3.8	5.9	9.4						
HOTEL/ MOTEL/ RESORT/ LODGE	634404	429255	330648	33834	64774	137821	67328	28974	10990	507710	323	40455	86240						
	67.9	66.3	69.0	49.5	64.9	72.9	69.1	97.2	51.8	64.1	.9	73.3	98.4						
	100.0	67.7	52.1	5.3	10.2	21.7	10.6	4.6	1.7	80.0	.1	6.4	13.6						
COMMERCIAL COTTAGE/ CABIN	31456	20806	17335	2009	1462	9596	1054	113	-	27121	-	2275	2059						
	3.4	3.2	3.6	2.9	1.5	5.1	1.1	.4		3.4		4.1	2.3						
	100.0	66.1	55.1	6.4	4.6	30.5	3.3	.4		86.2		7.2	6.5						
BED AND BREAKFAST	6856	1742	936	322	484	3270	1843	358	-	3994	-	2337	524						
	.7	.3	.2	.5	.5	1.7	1.9	1.2		.5		4.2	.6						
	100.0	25.4	13.7	4.7	7.1	47.7	26.9	5.2		58.3		34.1	7.6						
YOUTH HOSTEL	25743	14951	8483	1014	5453	3297	7496	118	87	16398	-	9345	-						
	2.8	2.3	1.8	1.5	5.5	1.7	7.7	.4	.4	2.1		16.9							
	100.0	58.1	33.0	3.9	21.2	12.8	29.1	.5	.3	63.7		36.3							
CAMPSITE/ TRAILER PARK	201964	137496	87536	21069	28891	48501	14983	156	5810	198761	34317	2941	262						
	21.6	21.2	18.3	30.8	29.0	25.7	15.4	.5	27.4	25.1	96.2	5.3	.3						
	100.0	68.1	43.3	10.4	14.3	24.0	7.4	.1	2.9	98.4	17.0	1.5	.1						
BACK COUNTRY CAMPING	10887	4763	1593	2629	541	1802	4321	62	493	9438	147	1448	-						
	1.2	.7	.3	3.8	.5	1.0	4.4	.2	2.3	1.2	.4	2.6							
	100.0	43.8	14.6	24.2	5.0	16.6	39.7	.6	4.5	86.7	1.4	13.3							
FRIENDS/ RELATIVES/ OMM VACATION HOME	57608	53989	42973	8787	2229	3610	9	-	-	55183	-	2312	113						
	6.2	8.3	9.0	12.9	2.2	1.9	*			7.0		4.2	.1						
	100.0	93.7	74.6	15.3	3.9	6.3	*			95.8		4.0	.2						
NOT STATED	6177	850	809	40	-	603	4724	408	4315	5466	880	223	488						
	.7	.1	.2	.1		9.8	4.8	1.4	20.4	.7	2.5	.4	.6						
	100.0	13.8	13.1	.7		9.8	76.5	6.6	69.9	88.5	14.3	3.6	7.9						

Q.13B ACCOMMODATION USED IN PARKS
 BASE: TOTAL OVERNIGHT PARTY VISITS
 BY PARKS AS MAIN DESTINATION OF ENTIRE TRIP, LENGTH OF STAY, ACCOMMODATION TYPE(S) USED, SEASON

	PARKS MAIN										SEASON				
	TOTAL	YES	NO	SAME-DAY OVERNIGHT	ANY ROOFED	HOTEL, LODGE	ALL OTHER ROOFED	TRAILER, CAMPING	ANY VACATION HOME, VFR	OWN	SUMMER	FALL	WINTER	SPRING	
	====DESTINATION=====	==LENGTH OF STAY==	=====ACCOMMODATION TYPE=====												
TOTAL OVERNIGHT PARTY VISITS (ACTUAL)	1581 100.0	1018 64.4	557 35.2	- 100.0	1177 74.4	1093 69.1	117 7.4	380 24.0	65 4.1	854 54.0	258 16.3	254 16.1	215 13.6		
TOTAL OVERNIGHT PARTY VISITS (WEIGHTED)	934769 100.0	667736 71.4	265831 28.4	- 100.0	684884 73.3	634404 67.9	62306 6.7	210624 22.5	57608 6.2	373797 40.0	99337 10.6	358810 38.4	102825 11.0		
HOTEL/ MOTEL/ RESORT/ LODGE	634404 87.9 100.0	462905 69.3 73.0	170359 64.1 26.9	- 100.0	634404 92.6 100.0	634404 100.0 100.0	11827 19.0 1.9	9424 4.5 1.5	12644 21.9 2.0	181301 48.5 28.6	67155 67.6 10.6	301179 83.9 47.5	84768 82.4 13.4		
COMMERCIAL COTTAGE/ CABIN	31456 3.4 100.0	24523 3.7 78.0	6932 2.6 22.0	- 100.0	31456 4.6 100.0	9555 1.5 30.4	31456 50.5 100.0	257 -1 .8	156 -3 .5	26009 7.0 82.7	3347 3.4 10.6	297 -1 .9	1803 1.8 5.7		
BED AND BREAKFAST	6856 -7 100.0	4861 -7 70.9	1995 -8 29.1	- 100.0	6856 1.0 100.0	1978 3 28.9	6856 11.0 100.0	411 -2 6.0	260 -5 3.8	5959 1.6 86.9	237 -2 3.5	562 -2 8.2	98 -1 1.4		
YOUTH HOSTEL	25743 2.8 100.0	19041 2.9 74.0	6702 2.5 26.0	- 100.0	25743 3.8 100.0	449 -1 1.7	25743 41.3 100.0	899 -4 3.5	137 -2 .5	8196 2.2 31.8	1648 1.7 6.4	14625 4.1 56.8	1273 1.2 4.9		
CAMPSITE/ TRAILER PARK	201964 21.6 100.0	129172 19.3 64.0	72791 27.4 36.0	- 100.0	201964 1.2 100.0	6684 1.1 3.3	1464 2.3 7	201964 95.9 100.0	321 -6 .2	152671 40.8 75.6	24333 24.5 12.0	13363 3.7 6.6	11596 11.3 5.7		
BACK COUNTRY CAMPING	10887 1.2 100.0	9279 1.4 85.2	1608 -6 14.8	- 100.0	10887 1.2 100.0	2802 -4 25.7	105 -2 1.0	10887 5.2 100.0	105 -2 1.0	6898 1.8 63.4	3337 3.4 30.7	651 -2 6.0	-		
FRIENDS/ RELATIVES/ OWN VACATION HOME	57608 6.2 100.0	42482 6.4 73.7	15064 5.7 26.1	- 100.0	12749 1.9 22.1	12644 2.0 21.9	398 -6 -7	426 -2 .7	57608 100.0 100.0	11899 3.2 20.7	486 -5 .8	40933 11.4 71.1	4289 4.2 7.4		
NOT STATED	6177 -7 100.0	6136 -9 99.3	40 * -7	- 100.0	262 * 4.2	- -4 4.2	262 -4 4.2	497 -2 8.1	- -2 8.1	5390 1.4 87.3	787 -8 12.7	-	-		

COSTUM/FOODS/ & ACCOMMODATIONS 12161
 STATE # 47151

q.13B ACCOMMODATION USED IN PARKS
BASE: TOTAL OVERNIGHT PARTY VISITS
BY TYPE OF EXPENDITURE, OVERALL RATING OF PARKS VISIT

	=====PARTY EXPENDITURE=====				=====OVERALL RATING=====			
	DIRECT EXPENDI- TURE ONLY	ANY PRE- PAID EXP- ENDITURE	PREPAID PACKAGE		EXCELLENT	VERY GOOD	GOOD, FAIR	POOR
TOTAL	TOTAL	TOTAL	TOTAL	TOTAL	TOTAL	TOTAL	TOTAL	TOTAL
TOTAL OVERNIGHT PARTY VISITS (ACTUAL)	1581	1107	445	381	911	476	157	9.9
TOTAL OVERNIGHT PARTY VISITS (WEIGHTED)	934769	729058	195854	123624	490528	334023	95169	10.2
HOTEL/ MOTEL/ RESORT/ LODGE	634404	443729	183806	122371	326882	239356	59903	62.9
	67.9	60.9	93.8	99.0	66.6	71.7	62.9	9.4
	100.0	69.9	29.0	19.3	51.5	37.7	9.4	
COMMERCIAL COTTAGE/ CABIN	31456	28087	3004	2962	23773	6557	761	8.8
	3.4	3.9	1.5	2.4	4.8	2.0	2.4	2.4
	100.0	89.3	9.6	9.4	75.6	20.8	2.4	
BED AND BREAKFAST	6856	5690	1165	1165	4087	2341	428	6.2
	.7	.8	.6	.9	.8	.7	.4	6.2
	100.0	83.0	17.0	17.0	59.6	34.1	6.2	
YOUTH HOSTEL	25743	19635	6109	-	14460	7245	3998	4.2
	2.8	2.7	3.1		2.9	2.2	4.2	15.5
	100.0	76.3	23.7		56.2	28.1	15.5	
CAMPSITE/ TRAILER PARK	201964	199225	783	397	112962	58513	26080	12.9
	21.6	27.3	.4	.3	23.0	17.5	27.4	12.9
	100.0	98.6	.4	.2	55.9	29.0	12.9	
BACK COUNTRY CAMPING	10887	9224	1594	817	4133	4397	1792	1.9
	1.2	1.3	.8	.7	.8	1.3	1.9	16.5
	100.0	84.7	14.6	7.5	38.0	40.4	16.5	
FRIENDS/ RELATIVES/ OWN VACATION HOME	57608	51068	5578	113	31028	21250	3023	3.2
	6.2	7.0	2.8	.1	6.3	6.4	3.2	5.2
	100.0	88.6	9.7	.2	53.9	36.9	5.2	
NOT STATED	6177	5732	445	418	2367	3697	-	1.1
	.7	.8	.2	.3	.5	1.1	59.9	
	100.0	92.8	7.2	6.8	38.3	59.9		

Q.13B ACCOMMODATION USED IN PARKS
 BASE: TOTAL OVERNIGHT PERSON VISITORS
 BY SPECIFIC PARKS, MAIN PURPOSE OF PARKS VISIT

	=====ALBERTA PARKS=====				=====B.C. PARKS=====				=====MAIN PURPOSE OF PARKS VISIT=====			
	TOTAL	ANY	BANFF	JASPER	ANY	YOHO	KOOTENAY	BUSINESS	PERSONAL	VACATION, RECREAT'L	HOME	DAY-USE
TOTAL OVERNIGHT PERSON VISITORS (ACTUAL)	1581	1551	1267	1003	436	290	221	91	103	1026	-	-
	100.0	98.1	80.1	63.4	27.6	18.3	14.0	5.8	6.5	64.9	-	-
TOTAL OVERNIGHT PERSON VISITORS (WEIGHTED)	2288029	2219387	1841658	1111921	509312	306487	290912	211438	199153	1612858	-	-
	100.0	97.0	80.5	48.6	22.3	13.4	12.7	9.2	8.7	70.5	-	-
HOTEL/ MOTEL/ RESORT/ LODGE	1581280	1534167	1338371	718368	319013	203115	168734	194767	116775	1018270	-	-
	69.1	69.1	72.7	64.6	62.6	66.3	58.0	92.1	58.6	63.1	-	-
	100.0	97.0	84.6	45.4	20.2	12.8	10.7	12.3	7.4	64.4	-	-
COMMERCIAL COTTAGE/ CABIN	82706	78689	64966	45562	33327	22344	15850	-	612	76929	-	-
	3.6	3.5	3.5	4.1	6.5	7.3	5.4	-	.3	4.8	-	-
	100.0	95.1	78.6	55.1	40.3	27.0	19.2	-	.7	93.0	-	-
BED AND BREAKFAST	17900	17900	16540	16982	4065	2777	2265	473	246	15543	-	-
	.8	.8	.9	1.5	.8	.9	.8	.2	.1	1.0	-	-
	100.0	100.0	92.4	94.9	22.7	15.5	12.7	2.6	1.4	86.8	-	-
YOUTH HOSTEL	39113	39113	39015	6569	5498	3738	1889	6321	7292	25679	-	-
	1.7	1.8	2.1	.6	1.1	1.2	.6	3.0	3.7	1.6	-	-
	100.0	100.0	99.7	16.8	14.1	9.6	4.8	16.2	18.6	65.7	-	-
CAMPSITE/ TRAILER PARK	512429	495525	370664	305612	172820	95142	106359	2856	20761	485831	-	-
	22.4	22.3	20.1	27.5	33.9	31.0	36.6	1.4	10.4	30.1	-	-
	100.0	96.7	72.3	59.6	33.7	18.6	20.8	.6	4.1	94.8	-	-
BACK COUNTRY CAMPING	19497	18325	8373	13738	5982	1249	4733	-	-	19497	-	-
	.9	.8	.5	1.2	1.2	.4	1.6	-	-	1.2	-	-
	100.0	94.0	42.9	70.5	30.7	6.4	24.3	-	-	100.0	-	-
FRIENDS/ RELATIVES/ OWN VACATION HOME	122086	122086	81983	74846	4941	3000	2380	10199	81135	30876	-	-
	5.3	5.5	4.5	6.7	1.0	1.0	1.9	4.8	40.7	1.9	-	-
	100.0	100.0	67.2	61.3	4.0	2.5	1.9	8.4	66.5	25.3	-	-
NOT STATED	16192	16192	16151	14460	6234	6234	5281	1122	310	6617	-	-
	.7	.7	.9	1.3	1.2	2.0	1.8	.5	.2	.4	-	-
	100.0	100.0	99.8	89.3	38.5	38.5	32.6	6.9	1.9	40.9	-	-

Q.13B ACCOMMODATION USED IN PARKS
 BASE: TOTAL OVERNIGHT PERSON VISITORS
 BY PLACE OF RESIDENCE, MODE OF ENTRY

	=====PLACE OF RESIDENCE=====										=====OTHER COUNTRY=====				=====MODE OF ENTRY=====		
	TOTAL	CANADA	ALBERTA	B.C.	OTHER CANADA	U.S.A.	TOTAL OTHER	JAPAN	WEST GERMANY	ANY PRIVATE VEHICLE	R.V. BUS, TRAIN	SCHEDULED	CHARTER				
TOTAL OVERNIGHT PERSON VISITORS (ACTUAL)	1581	829	503	146	180	460	291	137	25	966	59	283	332				
	100.0	52.4	31.8	9.2	11.4	29.1	18.4	8.7	1.6	61.1	3.7	17.9	21.0				
TOTAL OVERNIGHT PERSON VISITORS (WEIGHTED)	2288029	1602548	1166517	160027	276004	463586	217962	50830	56725	1997617	98887	100865	189548				
	100.0	70.0	51.0	7.0	12.1	20.3	9.5	2.2	2.5	87.3	4.3	4.4	8.3				
HOTEL/ MOTEL/ RESORT/ LODGE	1581280	1085179	815183	79431	190565	352638	143463	49402	26218	1314273	646	81054	185953				
	69.1	67.7	69.9	49.6	69.0	76.1	65.8	97.2	46.2	65.8	.7	80.4	98.1				
	100.0	68.6	51.6	5.0	12.1	22.3	9.1	3.1	1.7	83.1	*	5.1	11.8				
COMMERCIAL COTTAGE/ CABIN	82706	52128	45536	4018	2574	28443	2136	226	-	73557	-	3984	5166				
	3.6	3.3	3.9	2.5	.9	6.1	1.0	.4		3.7		3.9	2.7				
	100.0	63.0	55.1	4.9	3.1	34.4	2.6	.3		88.9		4.8	6.2				
BED AND BREAKFAST	17900	4353	2330	1288	755	10080	3467	595	-	12264	-	4064	1571				
	.8	.3	.2	.8	.3	2.2	1.6	1.2		.6		4.0	.8				
	100.0	24.3	13.0	7.2	4.1	56.3	19.4	3.3		68.5		22.7	8.8				
YOUTH HOSTEL	39113	25635	17579	2028	6028	3368	10109	240	132	28029	-	11084	-				
	1.7	1.6	1.5	1.3	2.2	.7	4.6	.5	.2	1.4		11.0					
	100.0	65.5	44.9	5.2	15.4	8.6	25.8	.6	.3	71.7		28.3					
CAMPSITE/ TRAILER PARK	512429	358289	226899	50986	80405	104721	45486	156	18224	505913	92519	5992	524				
	22.4	22.4	19.5	31.9	29.1	22.6	20.9	.3	32.1	93.6	93.6	5.9	.3				
	100.0	69.9	44.3	9.9	15.7	20.4	8.9	*	3.6	98.7	18.1	1.2	.1				
BACK COUNTRY CAMPING	19497	9075	3187	5348	541	2215	8207	124	987	17987	441	1510	-				
	.9	.6	.3	3.3	.2	.5	3.8	.2	1.7	.9	.4	1.5					
	100.0	46.5	16.3	27.4	2.8	11.4	42.1	.6	5.1	92.3	2.3	7.7					
FRIENDS/ RELATIVES/ OWN VACATION HOME	122086	97162	71862	20686	4614	24905	18	-	-	119201	-	2659	226				
	5.3	6.1	6.2	12.9	1.7	5.4	*			6.0		2.6	.1				
	100.0	79.6	58.9	16.9	3.8	20.4	*			97.6		2.2	.2				
NOT STATED	16192	1659	1618	40	-	1731	12802	651	12151	14453	5281	466	1273				
	.7	.1	.1	*		.4	5.9	1.3	21.4	.7	5.3	.5	.7				
	100.0	10.2	10.0	.2		10.7	79.1	4.0	75.0	89.3	32.6	2.9	7.9				

Q.138 ACCOMMODATION USED IN PARKS
 BASE: TOTAL OVERNIGHT PERSON VISITORS
 BY PARKS AS MAIN DESTINATION OF ENTIRE TRIP, LENGTH OF STAY, ACCOMMODATION TYPE(S) USED, SEASON

	PARKS MAIN										SEASON									
	==DESTINATION==					==LENGTH OF STAY==					=====ACCOMMODATION TYPE=====					=====SEASON=====				
	TOTAL	YES	NO	SAME-DAY	OVERNIGHT	ANY ROOFED	HOTEL, LODGE	MOTEL, ALL OTHER ROOFED	TRAILER, CAMPING	ANY HOME, VFR	OWN VACATION HOME, VFR	SUMMER	FALL	WINTER	SPRING					
TOTAL OVERNIGHT PERSON VISITORS (ACTUAL)	1581 100.0	1018 64.4	557 35.2	-	1581 100.0	1177 74.4	1093 69.1	117 7.4	380 24.0	65 4.1	854 54.0	258 16.3	254 16.1	215 13.6						
TOTAL OVERNIGHT PERSON VISITORS (WEIGHTED)	2288029 100.0	1604494 70.1	680051 29.7	-	2288029 100.0	1684147 73.6	1581280 69.1	135876 5.9	527696 23.1	122086 5.3	951172 41.6	218497 9.5	873614 38.2	244746 10.7						
HOTEL/ MOTEL/ RESORT/ LODGE	1581280 69.1 100.0	1120804 69.9 70.9	457055 67.2 28.9	-	1581280 69.1 100.0	1581280 93.9 100.0	1581280 100.0 100.0	33009 24.3 2.1	19648 3.7 1.2	36985 30.3 2.3	469273 49.3 29.7	151171 69.2 9.6	759040 86.9 48.0	201795 82.5 12.8						
COMMERCIAL COTTAGE/ CABIN	82706 3.6 100.0	65367 4.1 79.0	17340 2.5 21.0	-	82706 3.6 100.0	82706 4.9 100.0	28240 1.8 34.1	82706 60.9 100.0	826 .2 1.0	311 .3 .4	68907 7.2 83.3	6343 2.9 7.7	1497 .2 1.8	5960 2.4 7.2						
BED AND BREAKFAST	17900 .8 100.0	13908 .9 77.7	3991 .6 22.3	-	17900 .8 100.0	17900 1.1 100.0	4429 .3 24.7	17900 13.2 100.0	718 .1 4.0	416 .3 2.3	15915 1.7 88.9	473 .2 2.6	1414 .2 7.9	98 * .5						
YOUTH HOSTEL	39113 1.7 100.0	29495 1.8 75.4	9618 1.4 24.6	-	39113 1.7 100.0	39113 2.3 100.0	651 * 1.7	39113 28.8 100.0	2268 .4 5.8	147 .1 .4	13397 1.4 34.3	2265 1.0 5.8	21100 2.4 53.9	2351 1.0 6.0						
CAMPSITE/ TRAILER PARK	512429 22.4 100.0	335666 20.9 65.5	176763 26.0 34.5	-	512429 22.4 100.0	19562 1.2 3.8	16028 1.0 3.1	3708 2.7 .7	512429 97.1 100.0	509 .4 .1	394573 41.5 77.0	53703 24.6 10.5	37007 4.2 7.2	27147 11.1 5.3						
BACK COUNTRY CAMPING	19497 .9 100.0	15793 1.0 81.0	3705 .5 19.0	-	19497 .9 100.0	3848 -2 19.7	3743 -2 19.2	105 -1 .5	19497 3.7 100.0	105 -1 .5	12356 1.3 63.4	5828 2.7 29.9	1314 * 6.7	-						
FRIENDS/ RELATIVES/ OWN VACATION HOME	122086 5.3 100.0	68948 4.3 56.5	53076 7.8 43.5	-	122086 5.3 100.0	37090 2.2 30.4	36985 2.3 30.3	562 .4 .5	613 .1 .5	122086 100.0 100.0	21711 2.3 17.8	973 .4 .8	87930 10.1 72.0	11471 4.7 9.4						
NOT STATED	16192 .7 100.0	16151 1.0 99.8	40 * .2	-	16192 .7 100.0	1048 .1 6.5	-	1048 .8 6.5	839 .2 5.2	-	14844 1.6 91.7	1348 .6 8.3	-	-						

Q.13B ACCOMMODATION USED IN PARKS
 BASE: TOTAL OVERNIGHT PERSON VISITORS
 BY AGE, SEX, OCCUPATION

	TOTAL	AGE				SEX		OCCUPATION			
		16-24 YEARS	25-34 YEARS	35-54 YEARS	55+ YEARS	MALE	FEMALE	PROFES- SIONAL, EXECUTIVE ,MANAGER	OTHER WHITE COLLAR	SKILLED UNSKILLED LABOUR	NOT IN LABOUR FORCE
TOTAL OVERNIGHT PERSON VISITORS (ACTUAL)	1581 100.0	169 10.7	403 25.5	506 32.0	442 28.0	907 57.4	630 39.8	535 33.8	362 21.6	256 16.2	365 23.1
TOTAL OVERNIGHT PERSON VISITORS (WEIGHTED)	2288029 100.0	188108 8.2	625321 27.3	940305 41.1	462987 20.2	1364068 59.6	905227 39.6	963999 42.1	490773 21.4	363851 15.9	407234 17.8
HOTEL/ MOTEL/ RESORT/ LODGE	1581280 69.1 100.0	113315 60.2 7.2	423175 67.7 26.8	637906 67.8 40.3	340610 73.6 21.5	996225 73.0 63.0	571317 63.1 36.1	708135 73.5 44.8	354308 72.2 22.4	231067 63.5 14.6	246404 60.5 15.6
COMMERCIAL COTTAGE/ CABIN	82706 3.6 100.0	6539 3.5 7.9	19545 3.1 23.6	36138 3.8 43.7	20119 4.3 24.3	49057 3.6 59.3	33285 3.7 40.2	47860 5.0 57.9	10311 2.1 12.5	10283 2.8 12.4	13662 3.4 16.5
BED AND BREAKFAST	17900 8 100.0	2097 1.1 11.7	5334 9 29.8	3365 4 18.8	7103 1.5 39.7	9703 7 54.2	8197 9 45.8	4468 5 25.0	3601 7 20.1	1917 5 10.7	7913 1.9 44.2
YOUTH HOSTEL	39113 1.7 100.0	6691 3.6 17.1	13190 2.1 33.7	15786 1.7 40.4	3447 7 8.8	34583 2.5 88.4	4530 5 11.6	17998 1.9 46.0	7494 1.5 19.2	13328 3.7 34.1	210 1 5
CAMPSITE/ TRAILER PARK	512429 22.4 100.0	37755 20.1 7.4	151697 24.3 29.6	229509 24.4 44.8	88137 19.0 17.2	263081 19.3 51.3	244018 27.0 47.6	149952 15.6 29.3	108587 22.1 21.2	105926 29.1 20.7	127305 31.3 24.8
BACK COUNTRY CAMPING	19497 9 100.0	5550 3.0 28.5	8805 1.4 45.2	3472 4 17.8	1670 4 8.6	13833 1.0 70.9	5664 6 29.1	9123 9 46.8	2300 5 11.8	6746 1.9 34.6	1260 3 6.5
FRIENDS/ RELATIVES/ OWN VACATION HOME	122086 5.3 100.0	30029 16.0 24.6	23159 3.7 19.0	55053 5.9 45.1	13718 3.0 11.2	29320 2.1 24.0	92676 10.2 75.9	48573 5.0 39.8	15658 3.2 12.8	10411 2.9 8.5	47354 11.6 38.8
NOT STATED	16192 7 100.0	537 3 3.3	382 1.1 2.4	13956 1.5 86.2	1316 3 8.1	15922 1.2 98.3	269 * 1.7	13956 1.4 86.2	422 1 2.6	- - -	1544 4 9.5

Q.13B ACCOMMODATION USED IN PARKS - B.C. PARKS
 BASE: PERSON NIGHTS IN B.C. PARKS *
 BY MAIN PURPOSE OF PARKS VISIT

	=====MAIN PURPOSE OF PARKS VISIT=====			
	TOTAL	BUSINESS	PERSONAL	VACATION, RECREAT'L DAY-USE
TOTAL PERSON NIGHTS B.C. PARKS (ACTUAL)	210	8	9	190
	100.0	3.8	4.3	90.5
TOTAL PERSON NIGHTS B.C. PARKS (WEIGHTED)	291332	39604	14295	236519
	100.0	13.6	4.9	81.2
HOTEL/ HOTEL/ RESORT/ LODGE	155979	37374	3009	114810
	53.5	94.4	21.0	48.5
	100.0	24.0	1.9	73.6
COMMERCIAL COTTAGE/ CABIN	9174	-	-	9174
	3.1	-	-	3.9
	100.0	-	-	100.0
BED AND BREAKFAST	-	-	-	-
YOUTH HOSTEL	128	-	-	-
	*	-	-	-
	100.0	-	-	-
TOTAL ANY ROOFED	165282	37374	3009	123984
	56.7	94.4	21.0	52.4
	100.0	22.6	1.8	75.0
CAMPSITE/ TRAILER PARK	114055	-	11286	102769
	39.1	-	79.0	43.5
	100.0	-	9.9	90.1
BACK COUNTRY CAMPING	9765	-	-	9765
	3.4	-	-	4.1
	100.0	-	-	100.0
TOTAL ANY CAMPING	123820	-	11286	112534
	42.5	-	79.0	47.6
	100.0	-	9.1	90.9
FRIENDS/ RELATIVES/ OWN VACATION HOME	2230	2230	-	-
	.8	5.6	-	-
	100.0	100.0	-	-

* IF DISTRIBUTION OF NIGHTS NOT STATED BY RESPONDENT, # OF NIGHTS ALLOCATED TO SPECIFIC PARKS WITH OVERNIGHT ACCOMMODATION

Q.13B ACCOMMODATION USED IN PARKS - B.C. PARKS
 BASE: PERSON NIGHTS IN B.C. PARKS *
 BY PLACE OF RESIDENCE, MODE OF ENTRY

	=====CANADA=====				=====PLACE OF RESIDENCE=====				=====OTHER COUNTRY=====				=====MODE OF ENTRY=====			
	TOTAL	TOTAL CANADA	ALBERTA	B.C.	OTHER CANADA	U.S.A.	TOTAL OTHER	JAPAN	WEST GERMANY	ANY PRIVATE VEHICLE	R.V. BUS, TRAIN	SCHEDULED	CHARTER			
TOTAL PERSON NIGHTS B.C. PARKS (ACTUAL)	210	122	78	24	20	68	20	-	10	165	24	29	16			
	100.0	58.1	37.1	11.4	9.5	32.4	9.5	-	4.8	78.6	11.4	13.8	7.6			
TOTAL PERSON NIGHTS B.C. PARKS (WEIGHTED)	291332	211236	168646	28812	13778	54736	25360	-	14618	277582	30576	7713	6037			
	100.0	72.5	57.9	9.9	4.7	18.8	8.7	-	5.0	95.3	10.5	2.6	2.1			
HOTEL/ MOTEL/ RESORT/ LODGE	155979	119237	96946	14229	8062	36530	213	-	-	149374	-	1091	5513			
	53.5	56.4	57.5	49.4	58.5	66.7	.8	-	-	53.8	-	14.2	91.3			
	100.0	76.4	62.2	9.1	5.2	23.4	.1	-	-	95.8	-	.7	3.5			
COMMERCIAL COTTAGE/ CABIN	9174	5811	1794	4018	-	3363	-	-	-	7801	-	850	524			
	3.1	2.8	1.1	13.9	-	6.1	-	-	-	2.8	-	11.0	8.7			
	100.0	63.3	19.6	43.8	-	36.7	-	-	-	85.0	-	9.3	5.7			
BED AND BREAKFAST	-	-	-	-	-	-	-	-	-	-	-	-	-			
YOUTH HOSTEL	128	128	-	-	128	-	-	-	-	-	-	128	-			
	4	.1	-	-	.9	-	-	-	-	-	-	1.7	-			
	100.0	100.0	-	-	100.0	-	-	-	-	-	-	100.0	-			
TOTAL ANY ROOFED	165282	125176	98740	18247	8190	39893	213	-	-	157175	-	2070	6037			
	56.7	59.3	58.5	63.3	59.4	72.9	.8	-	-	56.6	-	26.8	100.0			
	100.0	75.7	59.7	11.0	5.0	24.1	.1	-	-	95.1	-	1.3	3.7			
CAMPSITE/ TRAILER PARK	114055	82009	69906	7012	5090	13010	19036	-	14618	108909	29252	5146	-			
	39.1	38.8	41.5	24.3	36.9	23.8	75.1	-	100.0	39.2	95.7	66.7	-			
	100.0	71.9	61.3	6.1	4.5	11.4	16.7	-	12.8	95.5	25.6	4.5	-			
BACK COUNTRY CAMPING	9765	1821	-	1323	497	1833	6111	-	-	9268	1323	497	-			
	3.4	.9	-	4.6	3.6	3.3	24.1	-	-	3.3	4.3	6.4	-			
	100.0	18.6	-	13.6	5.1	18.8	62.6	-	-	94.9	13.6	5.1	-			
TOTAL ANY CAMPING	123820	83830	69906	8335	5588	14843	25147	-	14618	118177	30576	5643	-			
	42.5	39.7	41.5	28.9	40.6	27.1	99.2	-	100.0	42.6	100.0	73.2	-			
	100.0	67.7	56.5	6.7	4.5	12.0	20.3	-	11.8	95.4	24.7	4.6	-			
FRIENDS/ RELATIVES/ OWN VACATION HOME	2230	2230	-	2230	-	-	-	-	-	2230	-	-	-			
	.8	1.1	-	7.7	-	-	-	-	-	.8	-	-	-			
	100.0	100.0	-	100.0	-	-	-	-	-	100.0	-	-	-			

* IF DISTRIBUTION OF NIGHTS NOT STATED BY RESPONDENT, # OF NIGHTS ALLOCATED TO SPECIFIC PARKS WITH OVERNIGHT ACCOMMODATION

Q.13B ACCOMMODATION USED IN PARKS - B.C. PARKS
 BASE: PERSON NIGHTS IN B.C. PARKS *
 BY PARKS AS MAIN DESTINATION OF ENTIRE TRIP, LENGTH OF STAY, SEASON

	PARKS MAIN			=====LENGTH OF STAY=====			=====SEASON=====		
	TOTAL	YES	NO	SAME-DAY	OVERNIGHT	SUMMER	FALL	WINTER	SPRING
TOTAL PERSON NIGHTS B.C. PARKS (ACTUAL)	210	127	83	-	210	153	24	16	17
	100.0	60.5	39.5		100.0	72.9	11.4	7.6	8.1
TOTAL PERSON NIGHTS B.C. PARKS (WEIGHTED)	291332	173924	117408	-	291332	167590	20028	85450	18265
	100.0	59.7	40.3		100.0	57.5	6.9	29.3	6.3
HOTEL/ MOTEL/ RESORT/ LODGE	155979	93387	62592	-	155979	56804	5875	84011	9290
	53.5	53.7	53.3		53.5	33.9	29.3	98.3	50.9
	100.0	59.9	40.1		100.0	36.4	3.8	53.9	6.0
COMMERCIAL COTTAGE/ CABIN	9174	3363	5811	-	9174	5157	4018	-	-
	3.1	1.9	4.9		3.1	3.1	20.1	-	-
	100.0	36.7	63.3		100.0	56.2	43.8	-	-
BED AND BREAKFAST	-	-	-	-	-	-	-	-	-
YOUTH HOSTEL	128	-	128	-	128	128	-	-	-
	* 100.0	.1 100.0	* 100.0		* 100.0	.1 100.0	-	-	-
TOTAL ANY ROOFED	165282	96750	68532	-	165282	62089	9892	84011	9290
	56.7	55.6	58.4		56.7	37.0	49.4	98.3	50.9
	100.0	58.5	41.5		100.0	37.6	6.0	50.8	5.6
CAMPSITE/ TRAILER PARK	114055	66502	47552	-	114055	101847	4025	1439	6745
	39.1	38.2	40.5		39.1	60.8	20.1	1.7	36.9
	100.0	58.3	41.7		100.0	89.3	3.5	1.3	5.9
BACK COUNTRY CAMPING	9765	8442	1323	-	9765	3654	6111	-	-
	3.4	4.9	1.1		3.4	2.2	30.5	-	-
	100.0	86.4	13.6		100.0	37.4	62.6	-	-
TOTAL ANY CAMPING	123820	74944	48876	-	123820	105501	10135	1439	6745
	42.5	43.1	41.6		42.5	63.0	50.6	1.7	36.9
	100.0	60.5	39.5		100.0	85.2	8.2	1.2	5.4
FRIENDS/ RELATIVES/ OWN VACATION HOME	2230	2230	-	-	2230	-	-	-	2230
	.8 100.0	1.3 100.0	.8 100.0		.8 100.0	-	-	-	12.2 100.0

* IF DISTRIBUTION OF NIGHTS NOT STATED BY RESPONDENT, # OF NIGHTS ALLOCATED TO SPECIFIC PARKS WITH OVERNIGHT ACCOMMODATION

Q.138 ACCOMMODATION USED IN PARKS - B.C. PARKS

BASE: PERSON NIGHTS IN B.C. PARKS *
 BY TYPE OF EXPENDITURE, OVERALL RATING OF PARKS VISIT

	=====PARTY EXPENDITURE=====				=====OVERALL RATING=====			
	DIRECT TOTAL TURE ONLY	ANY PRE- PAID EXP- ENDITURE	PREPAID PACKAGE	GOOD, FAIR POOR	EXCELLENT	VERY GOOD	GOOD, FAIR POOR	
TOTAL PERSON NIGHTS B.C. PARKS (ACTUAL)	210	34	24	24	118	51	24	
	100.0	83.8	16.2	11.4	56.2	24.3	11.4	
TOTAL PERSON NIGHTS B.C. PARKS (WEIGHTED)	291332	62591	15195	169648	62921	46271	15.9	
	100.0	78.5	21.5	5.2	58.2	21.6	15.9	
HOTEL/ MOTEL/ RESORT/ LODGE	155979	59044	12977	88145	37885	24168		
	53.5	42.4	94.3	85.4	52.0	60.2	52.2	
	100.0	62.1	37.9	8.3	56.5	24.3	15.5	
COMMERCIAL COTTAGE/ CABIN	9174	8314	860	524	8551	623		
	3.1	3.6	1.4	3.4	5.0	1.0		
	100.0	90.6	9.4	5.7	93.2	6.8		
BED AND BREAKFAST	-	-	-	-	-	-	-	
YOUTH HOSTEL	128	128	-	-	-	128	-	
	100.0	100.0	.1	.2	100.0	.2		
TOTAL ANY ROOFED	165282	105378	59904	13501	96697	38637	24168	
	56.7	46.1	95.7	88.8	57.0	61.4	52.2	
	100.0	63.8	36.2	8.2	58.5	23.4	14.6	
CAMPSITE/ TRAILER PARK	114055	111367	2688	1695	63409	22961	22102	
	39.1	48.7	4.3	11.2	37.4	36.5	47.8	
	100.0	97.6	2.4	1.5	55.6	20.1	19.4	
BACK COUNTRY CAMPING	9765	9765	-	-	7311	1323	-	
	3.4	4.3	-	-	4.3	2.1	-	
	100.0	100.0	-	-	74.9	13.6	-	
TOTAL ANY CAMPING	123820	121132	2688	1695	70721	24284	22102	
	42.5	53.0	4.3	11.2	41.7	38.6	47.8	
	100.0	97.8	2.2	1.4	57.1	19.6	17.9	
FRIENDS/ RELATIVES/ OWN VACATION HOME	2230	2230	-	-	2230	-	-	
	.8	1.0	-	-	1.3	-	-	
	100.0	100.0	-	-	100.0	-	-	

* IF DISTRIBUTION OF NIGHTS NOT STATED BY RESPONDENT, # OF NIGHTS ALLOCATED TO SPECIFIC PARKS WITH OVERNIGHT ACCOMMODATION

Q.13B ACCOMMODATION USED IN PARKS - TOTAL PARKS

BASE: PARTY NIGHTS *

BY MAIN PURPOSE OF PARKS VISIT

	=====MAIN PURPOSE OF PARKS VISIT=====			
	TOTAL	BUSINESS PERSONAL	VAC. HOME	RECREAT'L DAY-USE
TOTAL PARTY NIGHTS (ACTUAL)	4721	294	242	4144
	100.0	6.2	5.1	87.8
TOTAL PARTY NIGHTS (WEIGHTED)	2536716	218377	170944	2074347
	100.0	8.6	6.7	81.8
HOTEL/ HOTEL/ RESORT/ LODGE	1619208	200308	57404	1322215
	63.8	91.7	33.6	63.7
	100.0	12.4	3.5	81.7
COMMERCIAL COTTAGE/ CABIN	54953	-	481	54472
	2.2	-	3	2.6
	100.0	-	.9	99.1
BED AND BREAKFAST	13274	473	393	12308
	.5	.2	.2	.6
	100.0	3.6	3.0	92.7
YOUTH HOSTEL	86562	3606	23568	59277
	3.4	1.7	13.8	2.9
	100.0	4.2	27.2	68.5
TOTAL ANY ROOFED	1773996	204387	81847	1448271
	69.9	93.6	47.9	69.8
	100.0	11.5	4.6	81.6
CAMPSITE/ TRAILER PARK	544338	3323	17548	523967
	21.5	1.5	10.3	25.3
	100.0	.6	3.2	96.3
BACK COUNTRY CAMPING	32764	-	-	32764
	1.3	-	-	1.6
	100.0	-	-	100.0
TOTAL ANY CAMPING	577102	3323	17548	556731
	22.7	1.5	10.3	26.8
	100.0	.6	3.0	96.5
FRIENDS/ RELATIVES/ OWN VACATION HOME	135446	9545	71455	55033
	5.3	4.4	41.8	2.7
	100.0	7.0	52.8	40.6

* IF DISTRIBUTION OF NIGHTS NOT STATED BY RESPONDENT, # OF NIGHTS ALLOCATED TO SPECIFIC PARKS WITH OVERNIGHT ACCOMMODATION

Continued

0.138 ACCOMMODATION USED IN PARKS - TOTAL PARKS
BASE: PARTY NIGHTS *
BY MAIN PURPOSE OF PARKS VISIT

=====MAIN PURPOSE OF PARKS VISIT=====
VACATION, RECREAT'L
PERSONAL VAC. HOME DAY-USE

	TOTAL BUSINESS	PERSONAL VAC. HOME	DAY-USE
NOT STATED	49878	1122	94
	2.0	.5	.1
	100.0	2.2	.2
			14312
			.7
			28.7

* IF DISTRIBUTION OF NIGHTS NOT STATED BY RESPONDENT, # OF NIGHTS ALLOCATED TO SPECIFIC PARKS WITH OVERNIGHT ACCOMMODATION

Q.13B ACCOMMODATION USED IN PARKS - TOTAL PARKS

BASE: PARTY NIGHTS *

BY PLACE OF RESIDENCE, MODE OF ENTRY

	=====PLACE OF RESIDENCE=====										=====OTHER COUNTRY=====					=====MODE OF ENTRY=====			
	TOTAL CANADA	ALBERTA	B.C.	OTHER CANADA	U.S.A.	TOTAL OTHER	JAPAN	WEST GERMANY	ANY PRIVATE VEHICLE	R.V. BUS, TRAIN	SCHEDULED	CHARTER							
TOTAL PARTY NIGHTS (ACTUAL)	4721	2062	1091	355	616	1737	352	122	2437	234	1132	1152							
	100.0	43.7	23.1	7.5	13.0	36.8	7.5	2.6	51.6	5.0	24.0	24.4							
TOTAL PARTY NIGHTS (WEIGHTED)	2536716	1463733	1017346	141456	304931	676730	78662	134202	1975641	168036	257193	303883							
	100.0	57.7	40.1	5.6	12.0	26.7	3.1	5.3	77.9	6.6	10.1	12.0							
HOTEL/ MOTEL/ RESORT/ LODGE	1619208	937972	678680	63571	195721	447950	76310	60998	1151731	323	172282	295195							
	63.8	64.1	66.7	44.9	64.2	66.2	97.0	45.5	58.3	.2	67.0	97.1							
	100.0	57.9	41.9	3.9	12.1	27.7	4.7	3.8	71.1	*	10.6	18.2							
COMMERCIAL COTTAGE/ CABIN	54953	26998	23295	2009	1695	24756	226	-	44296	-	5640	5017							
	2.2	1.8	2.3	1.4	.6	3.7	.3		2.2		2.2	1.7							
	100.0	49.1	42.4	3.7	3.1	45.0	.4		80.6		10.3	9.1							
BED AND BREAKFAST	13274	4279	2303	322	1653	6444	602	-	5213	-	6227	1833							
	.5	.3	.2	.2	.5	1.0	.8		.3		2.4	.6							
	100.0	32.2	17.4	2.4	12.5	48.5	4.5		39.3		46.9	13.8							
YOUTH HOSTEL	86562	34498	9425	1014	24059	10575	159	262	42474	-	44088	-							
	3.4	2.4	.9	.7	7.9	1.6	.2	.2	2.1		17.1								
	100.0	39.9	10.9	1.2	27.8	12.2	.2	.3	49.1		50.9								
TOTAL ANY ROOFED	1773996	1003747	713703	66915	223129	489725	77296	61260	1243714	323	228237	302045							
	69.9	68.6	70.2	47.3	73.2	72.4	98.3	45.6	63.0	.2	88.7	99.4							
	100.0	56.6	40.2	3.8	12.6	27.6	4.4	3.5	70.1	*	12.9	17.0							
CAMPSITE/ TRAILER PARK	544338	314997	207743	43994	63260	175922	311	25776	531869	154949	11945	524							
	21.5	21.5	20.4	31.1	20.7	26.0	.4	19.2	26.9	92.2	4.6	.2							
	100.0	57.9	38.2	8.1	11.6	32.3	.1	4.7	97.7	28.5	2.2	.1							
BACK COUNTRY CAMPING	32764	12119	2421	7535	2163	5956	124	493	25748	441	7017	-							
	1.3	.8	.2	5.3	.7	.9	.2	.4	1.3	.3	2.7								
	100.0	37.0	7.4	23.0	6.6	18.2	.4	1.5	78.6	1.3	21.4								
TOTAL ANY CAMPING	577102	327116	210164	51529	65423	181878	436	26269	557616	155390	18962	524							
	22.7	22.3	20.7	36.4	21.5	26.9	.6	19.6	28.2	92.5	7.4	.2							
	100.0	56.7	36.4	8.9	11.3	31.5	.1	4.6	96.6	26.9	3.3	.1							
FRIENDS/ RELATIVES/ OWN VACATION HOME	135446	131166	91815	22972	16380	4262	-	-	125632	-	9588	226							
	5.3	9.0	9.0	16.2	5.4	.6	*	*	6.4		3.7	.1							
	100.0	96.8	67.8	17.0	12.1	3.1	*	*	92.8		7.1	.2							

* IF DISTRIBUTION OF NIGHTS NOT STATED BY RESPONDENT, # OF NIGHTS ALLOCATED TO SPECIFIC PARKS WITH OVERNIGHT ACCOMMODATION

Continued

Q.138 ACCOMMODATION USED IN PARKS - TOTAL PARKS

BASE: PARTY NIGHTS *

BY PLACE OF RESIDENCE, MODE OF ENTRY

NOT STATED	=====PLACE OF RESIDENCE=====				=====OTHER COUNTRY=====				=====MODE OF ENTRY=====			
	TOTAL CANADA	ALBERTA	B.C.	OTHER CANADA	U.S.A.	TOTAL OTHER	JAPAN	WEST GERMANY	ANY PRIVATE VEHICLE	R.V. BUS, TRAIN	SCHEDULED	CHARTER
49878	1410	1370	40	-	865	47603	930	46673	48384	12323	406	1088
2.0	.1	.1	*		.1	12.1	1.2	34.8	2.4	7.3	.2	.4
100.0	2.8	2.7	.1		1.7	95.4	1.9	93.6	97.0	24.7	.8	2.2

* IF DISTRIBUTION OF NIGHTS NOT STATED BY RESPONDENT, # OF NIGHTS ALLOCATED TO SPECIFIC PARKS WITH OVERNIGHT ACCOMMODATION

Q.138 ACCOMMODATION USED IN PARKS - TOTAL PARKS
 BASE: PARTY NIGHTS *
 BY PARKS AS MAIN DESTINATION OF ENTIRE TRIP, LENGTH OF STAY, SEASON

PARKS MAIN

	====DESTINATION====		==LENGTH OF STAY==		=====SEASON=====			
	TOTAL	YES	NO	SAME-DAY OVERNIGHT	SUMMER	FALL	WINTER	SPRING
TOTAL PARTY NIGHTS (ACTUAL)	4721	3344	1361	-	4721	2798	693	591
	100.0	70.8	28.8	100.0	59.3	14.7	13.5	12.5
TOTAL PARTY NIGHTS (WEIGHTED)	2536716	1921058	611978	-	2536716	1122625	238031	297274
	100.0	75.7	24.1	100.0	44.3	9.4	34.6	11.7
HOTEL/ MOTEL/ RESORT/ LODGE	1619208	1284697	330893	-	1619208	501016	158187	703914
	63.8	66.9	54.1	63.8	44.6	66.5	80.1	86.1
	100.0	79.3	20.4	100.0	30.9	9.8	43.5	15.8
COMMERCIAL COTTAGE/ CABIN	54953	45362	9591	-	54953	46000	4789	343
	2.2	2.4	1.6	2.2	4.1	2.0	*	1.3
	100.0	82.5	17.5	100.0	83.7	8.7	.6	7.0
BED AND BREAKFAST	13274	10531	2743	-	13274	11457	473	1246
	.5	.5	.4	.5	1.0	.2	.1	*
	100.0	79.3	20.7	100.0	86.3	3.6	9.4	.7
YOUTH HOSTEL	86562	65848	20714	-	86562	21642	6419	55771
	3.4	3.4	3.4	3.4	1.9	2.7	6.3	27.30
	100.0	76.1	23.9	100.0	25.0	7.4	64.4	9.9
TOTAL ANY ROOFED	1773996	1406438	363940	-	1773996	580115	169869	262739
	69.9	73.2	59.5	69.9	51.7	71.4	86.6	88.4
	100.0	79.3	20.5	100.0	32.7	9.6	42.9	14.8
CAMPSITE/ TRAILER PARK	544338	341746	202592	-	544338	443832	51985	22825
	21.5	17.8	33.1	21.5	39.5	21.8	2.6	8.6
	100.0	62.8	37.2	100.0	81.5	9.6	4.2	4.7
BACK COUNTRY CAMPING	32764	30551	2214	-	32764	14170	13332	5263
	1.3	1.6	.4	1.3	1.3	5.6	.6	16.1
	100.0	93.2	6.8	100.0	43.2	40.7	16.1	25.696
TOTAL ANY CAMPING	577102	372296	204806	-	577102	458002	65317	28088
	22.7	19.4	33.5	22.7	40.8	27.4	3.2	8.6
	100.0	64.5	35.5	100.0	79.4	11.3	4.9	4.5
FRIENDS/ RELATIVES/ OWN VACATION HOME	135446	92486	42898	-	135446	36023	1160	89425
	5.3	4.8	7.0	5.3	3.2	.5	10.2	3.0
	100.0	68.3	31.7	100.0	26.6	.9	66.0	6.5

* IF DISTRIBUTION OF NIGHTS NOT STATED BY RESPONDENT, # OF NIGHTS ALLOCATED TO SPECIFIC PARKS WITH OVERNIGHT ACCOMMODATION
 Continued

Q.138 ACCOMMODATION USED IN PARKS - TOTAL PARKS
 BASE: PARTY NIGHTS *
 BY PARKS AS MAIN DESTINATION OF ENTIRE TRIP, LENGTH OF STAY, SEASON

NOT STATED	PARKS MAIN		==LENGTH OF STAY==		=====SEASON=====		
	====DESTINATION==== YES	NO	SAME-DAY	OVERNIGHT	FALL	WINTER	SPRING
49878	49838	40	-	49878	48192	1686	-
2.0	2.6	*		2.0	4.3	.7	
100.0	99.9	.1		100.0	96.6	3.4	

* IF DISTRIBUTION OF NIGHTS NOT STATED BY RESPONDENT, # OF NIGHTS ALLOCATED TO SPECIFIC PARKS WITH OVERNIGHT ACCOMMODATION

Q.13B ACCOMMODATION USED IN PARKS - TOTAL PARKS

BASE: PARTY NIGHTS *
BY TYPE OF EXPENDITURE, OVERALL RATING OF PARKS VISIT

	=====PARTY EXPENDITURE=====				=====OVERALL RATING=====			
	TOTAL TURTLE ONLY	DIRECT ANY PRE- EXPENDI- PAID EXP- ENDITURE	PREPAID PACKAGE	EXCELLENT VERY GOOD	GOOD, FAIR	POOR		
TOTAL PARTY NIGHTS (ACTUAL)	4721 100.0	2970 62.9	1672 35.4	1447 30.7	2853 60.4	1362 28.8	394 8.3	
TOTAL PARTY NIGHTS (WEIGHTED)	2536716 100.0	1817088 71.6	684800 27.0	474101 18.7	1376320 54.3	848032 33.4	275278 10.9	
HOTEL/ HOTEL/ RESORT/ LODGE	1619208 63.8 100.0	958155 52.7 59.2	643289 93.9 39.7	454827 95.9 28.1	870168 63.2 53.7	561129 66.2 34.7	165748 60.2 10.2	
COMMERCIAL COTTAGE/ CABIN	54953 2.2 100.0	47177 2.6 85.8	7412 1.1 13.5	6823 1.4 12.4	45581 3.3 82.9	7985 .9 14.5	1023 .4 1.9	
BED AND BREAKFAST	13274 .5 100.0	9778 5 73.7	3496 .5 26.3	3496 .7 26.3	8134 .6 61.3	4187 .5 31.5	953 .3 7.2	
YOUTH HOSTEL	86562 3.4 100.0	79512 4.4 91.9	7050 8.1 8.1	- 3.7 58.4	50564 1.7 17.0	14719 7.7 24.5	21198 7.7 24.5	
TOTAL ANY ROOFED	1773996 69.9 100.0	1094621 60.2 61.7	661246 96.6 37.3	465146 98.1 26.2	974447 70.8 54.9	588021 69.3 33.1	188922 68.6 10.6	
CAMPSITE/ TRAILER PARK	544338 21.5 100.0	527456 29.0 96.9	2472 .4 .5	1803 .4 .3	305424 22.2 56.1	163032 19.2 30.0	68083 24.7 12.5	
BACK COUNTRY CAMPING	32764 1.3 100.0	21943 1.2 67.0	10753 1.6 32.8	6092 1.3 18.6	20395 1.5 62.2	8619 1.0 26.3	2620 1.0 8.0	
TOTAL ANY CAMPING	577102 22.7 100.0	549399 30.2 95.2	13224 1.9 2.3	7894 1.7 1.4	325819 23.7 56.5	171651 20.2 29.7	70703 25.7 12.3	
FRIENDS/ RELATIVES/ OWN VACATION HOME	135446 5.3 100.0	123785 6.8 91.4	9440 1.4 7.0	226 * .2	60982 4.4 45.0	53487 6.3 39.5	15653 5.7 11.6	

* IF DISTRIBUTION OF NIGHTS NOT STATED BY RESPONDENT, # OF NIGHTS ALLOCATED TO SPECIFIC PARKS WITH OVERNIGHT ACCOMMODATION
Continued

Q.13B ACCOMMODATION USED IN PARKS - TOTAL PARKS
 BASE: PARTY NIGHTS *
 BY TYPE OF EXPENDITURE, OVERALL RATING OF PARKS VISIT

NOT STATED	=====PARTY EXPENDITURE=====			=====OVERALL RATING=====		
	DIRECT EXPENDITURE ONLY	ANY PRE-PAID EXPENDITURE	PREPAID PACKAGE	EXCELLENT	VERY GOOD	GOOD, FAIR, POOR
49878	48989	889	835	14779	34874	-
2.0	2.7	-1	-2	1.1	4.1	
100.0	98.2	1.8	1.7	29.6	69.9	

* IF DISTRIBUTION OF NIGHTS NOT STATED BY RESPONDENT, # OF NIGHTS ALLOCATED TO SPECIFIC PARKS WITH OVERNIGHT ACCOMMODATION

Q.13B ACCOMMODATION USED IN PARKS - BANFF
 BASE: PARTY NIGHTS IN BANFF *
 BY MAIN PURPOSE OF PARKS VISIT

	=====MAIN PURPOSE OF PARKS VISIT=====			
	TOTAL	BUSINESS	PERSONAL	VACATION, RECREAT'L VAC. HOME DAY-USE
TOTAL PARTY NIGHTS IN BANFF (ACTUAL)	2808	197	102	2469
	100.0	7.0	3.6	87.9
TOTAL PARTY NIGHTS IN BANFF (WEIGHTED)	1615223	173845	81517	1308708
	100.0	10.8	5.0	81.0
HOTEL/ MOTEL/ RESORT/ LODGE	1154739	166785	30646	924697
	71.5	95.9	37.6	70.7
	100.0	14.4	2.7	80.1
COMMERCIAL COTTAGE/ CABIN	18553	-	131	18422
	1.1		.2	1.4
	100.0		.7	99.3
BED AND BREAKFAST	8568	237	-	8231
	.5	.1		.6
	100.0	2.8		96.1
YOUTH HOSTEL	83432	3606	23470	56374
	5.2	2.1	28.8	4.3
	100.0	4.3	28.1	67.6
TOTAL ANY ROOFED	1265292	170627	54247	1007724
	78.3	98.1	66.5	77.0
	100.0	13.5	4.3	79.6
CAMPSITE/ TRAILER PARK	250214	985	4768	243425
	15.5	.6	5.8	18.6
	100.0	.4	1.9	97.3
BACK COUNTRY CAMPING	16063	-	-	16063
	1.0			1.2
	100.0			100.0
TOTAL ANY CAMPING	266277	985	4768	259487
	16.5	.6	5.8	19.8
	100.0	.4	1.8	97.5
FRIENDS/ RELATIVES/ OWN VACATION HOME	63301	1111	22502	39733
	3.9	.6	27.6	3.0
	100.0	1.8	35.5	62.8

* IF DISTRIBUTION OF NIGHTS NOT STATED BY RESPONDENT, # OF NIGHTS ALLOCATED TO SPECIFIC PARKS WITH OVERNIGHT ACCOMMODATION
 Continued

Q.13B ACCOMMODATION USED IN PARKS - BANFF

BASE: PARTY NIGHTS IN BANFF *

BY MAIN PURPOSE OF PARKS VISIT

=====MAIN PURPOSE OF PARKS VISIT=====

TOTAL BUSINESS PERSONAL VAC. HOME VACATION, RECREAT'L DAY-USE

20060	1122	-	1764	-
1.2	.6		.1	
100.0	5.6		8.8	

NOT STATED

* IF DISTRIBUTION OF NIGHTS NOT STATED BY RESPONDENT, # OF NIGHTS ALLOCATED TO SPECIFIC PARKS WITH OVERNIGHT ACCOMMODATION

Q.13B ACCOMMODATION USED IN PARKS - BANFF
 BASE: PARTY NIGHTS IN BANFF *
 BY PLACE OF RESIDENCE, MODE OF ENTRY

	=====PLACE OF RESIDENCE=====										=====OTHER COUNTRY=====					=====MODE OF ENTRY=====		
	TOTAL	CANADA	ALBERTA	B.C.	CANADA	U.S.A.	TOTAL	JAPAN	GERMANY	WEST	ANY	SCHEDULED	R.V.	BUS, TRAIN	CHARTER			
TOTAL PARTY NIGHTS IN BANFF (ACTUAL)	2808	1091	588	126	377	1077	640	278	49	1253	61	791	28.2	764	27.2			
	100.0	38.9	20.9	4.5	13.4	38.4	22.8	9.9	1.7	44.6	2.2	28.2						
TOTAL PARTY NIGHTS IN BANFF (WEIGHTED)	1615223	988375	708139	53497	226739	385939	240909	62425	53471	1216389	37108	202518	196316	12.2				
	100.0	61.2	43.8	3.3	14.0	23.9	14.9	3.9	3.3	75.3	2.3	12.5						
HOTEL/ MOTEL/ RESORT/ LODGE	1154739	709995	524487	36293	149215	291785	152959	60979	29124	827815	-	135625	191299	97.4	16.6			
	71.5	71.8	74.1	67.8	65.8	75.6	63.5	97.7	54.5	68.1		67.0	11.7					
	100.0	61.5	45.4	3.1	12.9	25.3	13.2	5.3	2.5	71.7		11.7						
COMMERCIAL COTTAGE/ CABIN	18553	12985	12985	-	-	4132	1436	226	-	13950	-	2282	2321	1.2				
	1.1	1.3	1.8			1.1	.6	.4		1.1		1.1	1.2					
	100.0	70.0	70.0			22.3	7.7	1.2		75.2		12.3	12.5					
BED AND BREAKFAST	8568	1873	813	-	1060	4755	1939	287	-	2179	-	4555	1833	2.2	.9			
	.5	.2	.1		.5	1.2	.8	.5		.2		2.2	.9					
	100.0	21.9	9.5		12.4	55.5	22.6	3.4		25.4		53.2	21.4					
YOUTH HOSTEL	83432	34369	9425	1014	23930	10561	38502	159	217	41168	-	42285	-					
	5.2	3.5	1.3	1.9	10.6	2.7	16.0	.3	.4	3.4		20.9						
	100.0	41.2	11.3	1.2	28.7	12.7	46.1	.2	.3	49.3		50.7						
TOTAL ANY ROOFED	1265292	759223	547710	37307	174206	311233	194836	61651	29341	885092	-	184746	195453	99.6	15.4			
	78.3	76.8	77.3	69.7	76.8	80.6	80.9	98.8	54.9	72.8		91.2	99.6					
	100.0	60.0	43.3	2.9	13.8	24.6	15.4	4.9	2.3	70.0		14.6	15.4					
CAMPSITE/ TRAILER PARK	250214	162454	100412	14517	47524	69841	17919	-	6462	244830	37108	5384	-					
	15.5	16.4	14.2	27.1	21.0	18.1	7.4		12.1	20.1	100.0	2.7						
	100.0	64.9	40.1	5.8	19.0	27.9	7.2		2.6	97.8	14.8	2.2						
BACK COUNTRY CAMPING	16063	1734	-	69	1665	4000	10329	124	493	9544	-	6519	-					
	1.0	.2		.1	.7	1.0	4.3	.2	.9	.8		3.2						
	100.0	10.8		.4	10.4	24.9	64.3	.8	3.1	59.4		40.6						
TOTAL ANY CAMPING	266277	164188	100412	14586	49189	73841	28248	124	6955	254374	37108	11903	-					
	16.5	16.6	14.2	27.3	21.7	19.1	11.7	.2	13.0	20.9	100.0	5.9						
	100.0	61.7	37.7	5.5	18.5	27.7	10.6	*	2.6	95.5	13.9	4.5						
FRIENDS/ RELATIVES/ OWN VACATION HOME	63301	63301	58353	1605	3343	-	-	-	-	57763	-	5558	-					
	3.9	6.4	8.2	3.0	1.5					4.7		2.7						
	100.0	100.0	92.2	2.5	5.3					91.2		8.8						

* IF DISTRIBUTION OF NIGHTS NOT STATED BY RESPONDENT, # OF NIGHTS ALLOCATED TO SPECIFIC PARKS WITH OVERNIGHT ACCOMMODATION
 Continued

Q.13B ACCOMMODATION USED IN PARKS - BANFF

BASE: PARTY NIGHTS IN BANFF *

BY PLACE OF RESIDENCE, MODE OF ENTRY

NOT STATED	=====PLACE OF RESIDENCE=====				=====OTHER COUNTRY=====				=====MODE OF ENTRY=====			
	TOTAL	CANADA	ALBERTA	B.C.	OTHER CANADA	U.S.A.	TOTAL OTHER	JAPAN	WEST GERMANY	ANY PRIVATE VEHICLE	SCHEDULED R.V. BUS, TRAIN	CHARTER
20060	1370	1370	1370	-	-	865	17925	650	17175	18887	311	862
1.2	.1	.1	.2			.2	7.4	1.0	32.1	1.6	.2	.4
100.0	6.8	6.8	6.8			4.3	88.9	3.2	85.6	94.1	1.6	4.3

* IF DISTRIBUTION OF NIGHTS NOT STATED BY RESPONDENT, # OF NIGHTS ALLOCATED TO SPECIFIC PARKS WITH OVERNIGHT ACCOMMODATION

Q.13B ACCOMMODATION USED IN PARKS - BANFF
 BASE: PARTY NIGHTS IN BANFF *
 BY PARKS AS MAIN DESTINATION OF ENTIRE TRIP, LENGTH OF STAY, SEASON

	PARKS MAIN									
	TOTAL	YES	NO	LENGTH OF STAY	SAME-DAY	OVERNIGHT	SUMMER	FALL	WINTER	SPRING
	====DESTINATION====	=====SEASON=====								
TOTAL PARTY NIGHTS IN BANFF (ACTUAL)	2808	2042	755	-	2808	1500	469	460	379	
	100.0	72.7	26.9		100.0	53.4	16.7	16.4	13.5	
TOTAL PARTY NIGHTS IN BANFF (WEIGHTED)	1615223	1284484	328058	-	1615223	568375	164480	696599	185769	
	100.0	79.5	20.3		100.0	35.2	10.2	43.1	11.5	
HOTEL/ MOTEL/ RESORT/ LODGE	1154739	918878	233241	-	1154739	301509	111151	576850	165228	
	71.5	71.5	71.1	-	71.5	53.0	67.6	82.8	88.9	
	100.0	79.6	20.2		100.0	26.1	9.6	50.0	14.3	
COMMERCIAL COTTAGE/ CABIN	18553	16265	2288	-	18553	14163	226	343	3821	
	1.1	1.3	.7	-	1.1	2.5	.1	*	2.1	
	100.0	87.7	12.3		100.0	76.3	1.2	1.8	20.6	
BED AND BREAKFAST	8568	6916	1652	-	8568	8280	237	51	-	
	.5	.5	.5	-	.5	1.5	.1	*		
	100.0	80.7	19.3		100.0	96.6	2.8	.6		
YOUTH HOSTEL	83432	63568	19865	-	83432	20992	5024	54974	2442	
	5.2	4.9	6.1	-	5.2	3.7	3.1	7.9	1.3	
	100.0	76.2	23.8		100.0	25.2	6.0	65.9	2.9	
TOTAL ANY ROOFED	1265292	1005627	257046	-	1265292	344945	116638	632217	171491	
	78.3	78.3	78.4	-	78.3	60.7	70.9	90.8	92.3	
	100.0	79.5	20.3		100.0	27.3	9.2	50.0	13.6	
CAMPSITE/ TRAILER PARK	250214	183272	66942	-	250214	189278	37069	10143	13724	
	15.5	14.3	20.4	-	15.5	33.3	22.5	1.5	7.4	
	100.0	73.2	26.8		100.0	75.6	14.8	4.1	5.5	
BACK COUNTRY CAMPING	16063	15595	467	-	16063	6750	9313	-	-	
	1.0	1.2	.1	-	1.0	1.2	5.7	-	-	
	100.0	97.1	2.9		100.0	42.0	58.0	-	-	
TOTAL ANY CAMPING	266277	198867	67409	-	266277	196028	46382	10143	13724	
	16.5	15.5	20.5	-	16.5	34.5	28.2	1.5	7.4	
	100.0	74.7	25.3		100.0	73.6	17.4	3.8	5.2	
FRIENDS/ RELATIVES/ OWN VACATION HOME	63301	59929	3310	-	63301	8509	-	54239	553	
	3.9	4.7	1.0	-	3.9	1.5	-	7.8	.3	
	100.0	94.7	5.2		100.0	13.4	-	85.7	.9	

* IF DISTRIBUTION OF NIGHTS NOT STATED BY RESPONDENT, # OF NIGHTS ALLOCATED TO SPECIFIC PARKS WITH OVERNIGHT ACCOMMODATION
 Continued

Q.13B ACCOMMODATION USED IN PARKS - BANFF
 BASE: PARTY NIGHTS IN BANFF *
 BY PARKS AS MAIN DESTINATION OF ENTIRE TRIP, LENGTH OF STAY, SEASON

TOTAL	===DESTINATION===		==LENGTH OF STAY==	NO	SAME-DAY OVERNIGHT	=====SEASON=====			
	YES	NO				SUMMER	FALL	WINTER	SPRING
20060	20060	-	-	-	20060	18600	1460	-	-
1.2	1.6				1.2	3.3	.9		
100.0	100.0				100.0	92.7	7.3		

NOT STATED

* IF DISTRIBUTION OF NIGHTS NOT STATED BY RESPONDENT, # OF NIGHTS ALLOCATED TO SPECIFIC PARKS WITH OVERNIGHT ACCOMMODATION

0.13B ACCOMMODATION USED IN PARKS - BANFF
 BASE: PARTY NIGHTS IN BANFF *
 BY TYPE OF EXPENDITURE, OVERALL RATING OF PARKS VISIT

	*****PARTY EXPENDITURE*****				*****OVERALL RATING*****			
	TOTAL	DIRECT	ANY PRE- EXPENDI- PAID EXP- TURE ONLY	ENDITURE	PREPAID PACKAGE	EXCELLENT	VERY GOOD	GOOD, FAIR , POOR
TOTAL PARTY NIGHTS IN BANFF (ACTUAL)	2808	1629	1121	965	1709	826	218	7.8
TOTAL PARTY NIGHTS IN BANFF (WEIGHTED)	1615223	1134132	461174	327435	859470	569411	170232	10.5
HOTEL/ MOTEL/ RESORT/ LODGE	1154739	708723	430870	318327	607300	426753	106632	9.2
COMMERCIAL COTTAGE/ CABIN	18553	15161	3392	3224	14651	3902	-	-
	1.1	1.3	.7	1.0	1.7	.7		
	100.0	81.7	18.3	17.4	79.0	21.0		
BED AND BREAKFAST	8568	5072	3496	3496	5038	3131	398	
	.5	.4	.8	1.1	.6	.5	.2	
	100.0	59.2	40.8	40.8	58.8	36.5	4.6	
YOUTH HOSTEL	83432	76382	7050	-	48182	14070	21100	
	5.2	6.7	1.5		5.6	2.5	12.4	
	100.0	91.5	8.5		57.7	16.9	25.3	
TOTAL ANY ROOFED	1265292	805338	444809	325046	675171	447856	128130	
	78.3	71.0	96.5	99.3	78.6	78.7	75.3	
	100.0	63.6	35.2	25.7	53.4	35.4	10.1	
CAMPSITE/ TRAILER PARK	250214	246693	1039	724	145113	63541	39585	
	15.5	21.8	.2	.2	16.9	11.2	23.3	
	100.0	98.6	.4	.3	58.0	25.4	15.8	
BACK COUNTRY CAMPING	16063	10504	5490	829	10754	5308	-	
	1.0	.9	1.2	.3	1.3	.9		
	100.0	65.4	34.2	5.2	67.0	33.0		
TOTAL ANY CAMPING	266277	257197	6529	1553	155867	68850	39585	
	16.5	22.7	1.4	.5	18.1	12.1	23.3	
	100.0	96.6	2.5	.6	58.5	25.9	14.9	
FRIENDS/ RELATIVES/ OWN VACATION HOME	63301	52078	9001	-	25777	35006	2518	
	3.9	4.6	2.0		3.0	6.1	1.5	
	100.0	82.3	14.2		40.7	55.3	4.0	

* IF DISTRIBUTION OF NIGHTS NOT STATED BY RESPONDENT, # OF NIGHTS ALLOCATED TO
 SPECIFIC PARKS WITH OVERNIGHT ACCOMMODATION
 Continued

Q.13B ACCOMMODATION USED IN PARKS - BANFF

BASE: PARTY NIGHTS IN BANFF *
 BY TYPE OF EXPENDITURE, OVERALL RATING OF PARKS VISIT

	=====PARTY EXPENDITURE=====		=====OVERALL RATING=====		
	DIRECT	ANY PRE-			
	EXPENDI-	PAID EXP-	PREPAID	GOOD, FAIR	
	TURE ONLY	ENDITURE	PACKAGE	EXCELLENT	
			VERY GOOD	VERY GOOD	
				, POOR	
20060	19225	835	835	2362	17699
1.2	1.7	.2	.3	.3	3.1
100.0	95.8	4.2	4.2	11.8	88.2

NOT STATED

* IF DISTRIBUTION OF NIGHTS NOT STATED BY RESPONDENT, # OF NIGHTS ALLOCATED TO SPECIFIC PARKS WITH OVERNIGHT ACCOMMODATION

Q.138 ACCOMMODATION USED IN PARKS - JASPER
 BASE: PARTY NIGHTS IN JASPER *
 BY MAIN PURPOSE OF PARKS VISIT

	=====MAIN PURPOSE OF PARKS VISIT=====			
	TOTAL	BUSINESS	PERSONAL	VACATION, RECREAT'L VAC. HOME DAY-USE
TOTAL PARTY NIGHTS IN JASPER (ACTUAL)	1564 100.0	89 5.7	123 7.9	1354 86.6
TOTAL PARTY NIGHTS IN JASPER (WEIGHTED)	708716 100.0	33210 4.7	81981 11.6	572227 80.7
HOTEL/ MOTEL/ RESORT/ LODGE	389564 55.0 100.0	23316 70.2 6.0	24456 29.8 6.3	335590 58.6 86.1
COMMERCIAL COTTAGE/ CABIN	30550 4.3 100.0	- -4 1.1	350 5.3 98.9	30200 5.3 98.9
BED AND BREAKFAST	4146 -6 100.0	237 -7 5.7	393 -5 9.5	3516 -6 84.8
YOUTH HOSTEL	3001 -4 100.0	- -1 3.3	98 -1 3.3	2903 -5 96.7
TOTAL ANY ROOFED	427262 60.3 100.0	23553 70.9 5.5	25297 30.9 5.9	372210 65.0 87.1
CAMPSITE/ TRAILER PARK	186183 26.3 100.0	2338 7.0 1.3	9398 11.5 5.0	175984 30.8 94.5
BACK COUNTRY CAMPING	11226 1.6 100.0	- - - 100.0	- - - 100.0	11226 2.0 100.0
TOTAL ANY CAMPING	197409 27.9 100.0	2338 7.0 1.2	9398 11.5 4.8	187209 32.7 94.8
FRIENDS/ RELATIVES/ OWN VACATION HOME	66830 9.4 100.0	7319 22.0 11.0	47244 57.6 70.7	12808 2.2 19.2

* IF DISTRIBUTION OF NIGHTS NOT STATED BY RESPONDENT, # OF NIGHTS ALLOCATED TO
 SPECIFIC PARKS WITH OVERNIGHT ACCOMMODATION

Continued

Q.13B ACCOMMODATION USED IN PARKS - JASPER
BASE: PARTY NIGHTS IN JASPER *
BY MAIN PURPOSE OF PARKS VISIT

=====MAIN PURPOSE OF PARKS VISIT=====
VACATION, RECREAT'L
TOTAL BUSINESS PERSONAL VAC. HOME DAY-USE
.....

NOT STATED	17216	-	40	-	-
	2.4		*		
	100.0		.2		

* IF DISTRIBUTION OF NIGHTS NOT STATED BY RESPONDENT, # OF NIGHTS ALLOCATED TO SPECIFIC PARKS WITH OVERNIGHT ACCOMMODATION

Q.138 ACCOMMODATION USED IN PARKS - JASPER
 BASE: PARTY NIGHTS IN JASPER *
 BY PLACE OF RESIDENCE, MODE OF ENTRY

	=====PLACE OF RESIDENCE=====										=====OTHER COUNTRY=====			=====MODE OF ENTRY=====		
	TOTAL	TOTAL CANADA	ALBERTA	B.C.	OTHER CANADA	U.S.A.	TOTAL OTHER	JAPAN	WEST GERMANY	ANY PRIVATE VEHICLE	R.V. BUS, TRAIN	SCHEDULED BUS, TRAIN	CHARTER			
TOTAL PARTY NIGHTS IN JASPER (ACTUAL)	1564	815	420	203	192	514	232	70	49	918	75	294	352			
	100.0	52.1	26.9	13.0	12.3	32.9	14.8	4.5	3.1	58.7	4.8	18.8	22.5			
TOTAL PARTY NIGHTS IN JASPER (WEIGHTED)	708716	384779	241633	74407	68738	197657	123330	15957	63490	559388	48859	49962	99366			
	100.0	54.3	34.1	10.5	9.7	27.9	17.4	2.3	9.0	78.9	6.9	7.0	14.0			
HOTEL/ MOTEL/ RESORT/ LODGE	389564	181631	118451	20428	42752	133823	74110	15331	31874	257018	323	35840	96706			
	55.0	47.2	49.0	27.5	62.2	67.7	60.1	96.1	50.2	45.9	.7	71.7	97.3			
	100.0	46.6	30.4	5.2	11.0	34.4	19.0	3.9	8.2	66.0	.1	9.2	24.8			
COMMERCIAL COTTAGE/ CABIN	30550	10952	9413	-	1539	18575	1024	-	-	26601	-	2039	1910			
	4.3	2.8	3.9	-	2.2	9.4	.8	-	-	4.8	-	4.1	1.9			
	100.0	35.8	30.8	-	5.0	60.8	3.4	-	-	87.1	-	6.7	6.3			
BED AND BREAKFAST	4146	1846	1490	322	33	1689	612	314	-	3034	-	1112	-			
	.6	.5	.6	.4	*	.9	.5	2.0	-	.5	-	2.2	-			
	100.0	44.5	35.9	7.8	.8	40.7	14.8	7.6	-	73.2	-	26.8	-			
YOUTH HOSTEL	3001	-	-	-	-	14	2987	-	45	1326	-	1675	-			
	.4	-	-	-	-	*	2.4	-	.1	.2	-	3.4	-			
	100.0	-	-	-	-	.5	99.5	-	1.5	44.2	-	55.8	-			
TOTAL ANY ROOFED	427262	194429	129354	20750	44325	154100	78732	15646	31919	287980	323	40666	98616			
	60.3	50.5	53.5	27.9	64.5	78.0	63.8	98.0	50.3	51.5	.7	81.4	99.2			
	100.0	45.5	30.3	4.9	10.4	36.1	18.4	3.7	7.5	67.4	.1	9.5	23.1			
CAMPSITE/ TRAILER PARK	186183	118313	78104	26340	13869	38821	26100	311	14396	180123	48536	5536	524			
	26.3	30.7	32.3	35.4	20.2	19.6	21.2	2.0	22.7	32.2	99.3	11.1	.5			
	100.0	63.5	42.0	14.1	7.4	20.9	14.0	.2	7.7	96.7	26.1	3.0	.3			
BACK COUNTRY CAMPING	11226	9446	2421	7025	-	474	1305	-	-	11226	-	-	-			
	1.6	2.5	1.0	9.4	-	.2	1.1	-	-	2.0	-	-	-			
	100.0	84.1	21.6	62.6	-	4.2	11.6	-	-	100.0	-	-	-			
TOTAL ANY CAMPING	197409	127759	80526	33365	13869	39295	27405	311	14396	191349	48536	5536	524			
	27.9	33.2	33.3	44.8	20.2	19.9	22.2	2.0	22.7	34.2	99.3	11.1	.5			
	100.0	64.7	40.8	16.9	7.0	19.9	13.9	.2	7.3	96.9	24.6	2.8	.3			
FRIENDS/ RELATIVES/ OWN VACATION HOME	66830	62550	31754	20252	10544	4262	18	-	-	62885	-	3719	226			
	9.4	16.3	13.1	27.2	15.3	2.2	*	-	-	11.2	-	7.4	.2			
	100.0	93.6	47.5	30.3	15.8	6.4	*	-	-	94.1	-	5.6	.3			

* IF DISTRIBUTION OF NIGHTS NOT STATED BY RESPONDENT, # OF NIGHTS ALLOCATED TO SPECIFIC PARKS WITH OVERNIGHT ACCOMMODATION

Continued

Q.13B ACCOMMODATION USED IN PARKS - JASPER
 BASE: PARTY NIGHTS IN JASPER *
 BY PARKS AS MAIN DESTINATION OF ENTIRE TRIP, LENGTH OF STAY, SEASON

	TOTAL		PARKS MAIN		=====LENGTH OF STAY=====				=====SEASON=====				
	YES	NO	NO	SAME-DAY OVERNIGHT	SUMMER	FALL	WINTER	SPRING					
TOTAL PARTY NIGHTS IN JASPER (ACTUAL)	1564	1119	440	-	1564	1019	192	163	190	10.4	12.1	10.4	12.1
TOTAL PARTY NIGHTS IN JASPER (WEIGHTED)	708716	543934	163783	-	708716	402435	56460	148620	101200	21.0	14.3	21.0	14.3
HOTEL/ MOTEL/ RESORT/ LODGE	389564	322011	66554	-	389564	173163	37247	94240	84914	63.4	83.9	63.4	83.9
COMMERCIAL COTTAGE/ CABIN	30550	26309	4241	-	30550	27995	2555	-	-	8.0	21.0	8.0	21.0
BED AND BREAKFAST	4146	3367	779	-	4146	2617	237	1195	98	28.8	2.4	28.8	2.4
YOUTH HOSTEL	3001	2280	721	-	3001	521	1395	797	288	5.7	26.6	5.7	26.6
TOTAL ANY ROOFED	427262	353968	72295	-	427262	204297	41433	96232	85300	64.8	84.3	64.8	84.3
CAMPSITE/ TRAILER PARK	186183	135106	51078	-	186183	152610	12904	11940	8730	22.5	20.0	22.5	20.0
BACK COUNTRY CAMPING	11226	9921	1305	-	11226	5000	964	5263	-	3.5	46.9	3.5	46.9
TOTAL ANY CAMPING	197409	145026	52383	-	197409	157609	13867	17202	8730	8.6	4.4	8.6	4.4
FRIENDS/ RELATIVES/ OWN VACATION HOME	66830	27765	39065	-	66830	23314	1160	35186	7171	23.7	7.1	23.7	7.1
	9.4	5.1	23.9	-	9.4	5.8	2.1	23.7	7.1	34.9	1.7	34.9	1.7
	100.0	41.5	58.5	-	100.0	34.9	1.7	52.7	10.7				

* IF DISTRIBUTION OF NIGHTS NOT STATED BY RESPONDENT, # OF NIGHTS ALLOCATED TO SPECIFIC PARKS WITH OVERNIGHT ACCOMMODATION
 Continued

Q.13B ACCOMMODATION USED IN PARKS - JASPER
 BASE: PARTY NIGHTS IN JASPER *
 BY PARKS AS MAIN DESTINATION OF ENTIRE TRIP, LENGTH OF STAY, SEASON

TOTAL	===DESTINATION===		==LENGTH OF STAY==		=====SEASON=====			
	YES	NO	SAME-DAY	OVERNIGHT	SUMMER	FALL	WINTER	SPRING
17216	17175	40	-	17216	17216	-	-	-
2.4	3.2	*	2.4	4.3				
100.0	99.8	.2	100.0	100.0				

PARKS MAIN

NOT STATED

* IF DISTRIBUTION OF NIGHTS NOT STATED BY RESPONDENT, # OF NIGHTS ALLOCATED TO SPECIFIC PARKS WITH OVERNIGHT ACCOMMODATION

Q.138 ACCOMMODATION USED IN PARKS - JASPER
 BASE: PARTY NIGHTS IN JASPER *
 BY TYPE OF EXPENDITURE, OVERALL RATING OF PARKS VISIT

	=====PARTY EXPENDITURE=====				=====OVERALL RATING=====			
	DIRECT TOTAL TURE ONLY	ANY PRE- PAID EXP- ENDITURE	PREPAID PACKAGE	EXCELLENT	VERY GOOD	GOOD, FAIR	POOR	
TOTAL PARTY NIGHTS IN JASPER (ACTUAL)	1564 100.0	1050 67.1	493 31.5	440 28.1	907 58.0	471 30.1	148 9.5	
TOTAL PARTY NIGHTS IN JASPER (WEIGHTED)	708716 100.0	501815 70.8	191990 27.1	134733 19.0	363237 51.3	244951 34.6	85312 12.0	
HOTEL/ MOTEL/ RESORT/ LODGE	389564 55.0 100.0	204737 40.8 52.6	182208 94.9 46.8	125522 93.2 32.2	219636 60.5 56.4	112620 46.0 28.9	51207 60.0 13.1	
COMMERCIAL COTTAGE/ CABIN	30550 4.3 100.0	27120 5.4 88.8	3066 1.6 10.0	2813 2.1 9.2	25915 7.1 84.8	3772 1.5 12.3	499 6.0 1.6	
BED AND BREAKFAST	4146 6.6 100.0	4146 8.8 100.0	- - -	- - -	2847 8.8 68.7	744 3.3 17.9	555 7.7 13.4	
YOUTH HOSTEL	3001 4.4 100.0	3001 6.6 100.0	- - -	- - -	2382 7.7 79.4	521 2.2 17.4	98 1.1 3.3	
TOTAL ANY ROOFED	427262 60.3 100.0	239005 47.6 55.9	185273 96.5 43.4	128336 95.3 30.0	250781 69.0 58.7	117657 48.0 27.5	52359 61.4 12.3	
CAMPSITE/ TRAILER PARK	186183 26.3 100.0	173240 34.5 93.0	1015 5.5 5.5	909 7.7 5.5	76265 21.0 41.0	89292 36.5 48.0	17198 20.2 9.2	
BACK COUNTRY CAMPING	11226 1.6 100.0	5963 1.2 53.1	5263 2.7 46.9	5263 3.9 46.9	5737 1.6 51.1	2869 1.2 25.6	2620 3.1 23.3	
TOTAL ANY CAMPING	197409 27.9 100.0	179203 35.7 90.8	6278 3.3 3.2	6171 4.6 3.1	82002 22.6 41.5	92161 37.6 46.7	19818 23.2 10.0	
FRIENDS/ RELATIVES/ OWN VACATION HOME	66830 9.4 100.0	66391 13.2 99.3	439 2.2 7.7	226 2.2 3.3	30413 8.4 45.5	17957 7.3 26.9	13135 15.4 19.7	

* IF DISTRIBUTION OF NIGHTS NOT STATED BY RESPONDENT, # OF NIGHTS ALLOCATED TO SPECIFIC PARKS WITH OVERNIGHT ACCOMMODATION
 Continued

0.13B ACCOMMODATION USED IN PARKS - JASPER

BASE: PARTY NIGHTS IN JASPER *

BY TYPE OF EXPENDITURE, OVERALL RATING OF PARKS VISIT

	=====PARTY EXPENDITURE=====		=====OVERALL RATING=====					
	DIRECT	ANY PRE-	PREPAID	PACKAGE	EXCELLENT	VERY GOOD	GOOD, FAIR	, POOR
	EXPENDI-	PAID EXP-	EXPENDI-	EXPENDI-	EXPENDI-	EXPENDI-	EXPENDI-	EXPENDI-
	TOTAL	TOTAL	TOTAL	TOTAL	TOTAL	TOTAL	TOTAL	TOTAL
	ONLY	ENDITURE	ONLY	ENDITURE	ONLY	ENDITURE	ONLY	ENDITURE
NOT STATED	17216	17216	-	-	40	17175	-	-
	2.4	3.4			*	7.0		
	100.0	100.0			.2	99.8		

* IF DISTRIBUTION OF NIGHTS NOT STATED BY RESPONDENT, # OF NIGHTS ALLOCATED TO SPECIFIC PARKS WITH OVERNIGHT ACCOMMODATION

9.13B ACCOMMODATION USED IN PARKS - ALBERTA PARKS
 BASE: PARTY NIGHTS IN ALBERTA PARKS *
 BY MAIN PURPOSE OF PARKS VISIT

	=====MAIN PURPOSE OF PARKS VISIT=====			
	TOTAL	BUSINESS	PERSONAL	
TOTAL PARTY NIGHTS IN ALBERTA PARKS (ACTUAL)	4372	286	225	3823
	100.0	6.5	5.1	87.4
TOTAL PARTY NIGHTS IN ALBERTA PARKS (WEIGHTED)	2323939	207054	163497	1880935
	100.0	8.9	7.0	80.9
HOTEL/ HOTEL/ RESORT/ LODGE	1544303	190101	55102	1260287
	66.5	91.8	33.7	67.0
	100.0	12.3	3.6	81.6
COMMERCIAL COTTAGE/ CABIN	49103	-	481	48622
	2.1	-	3	2.6
	100.0	1.0	99.0	
BED AND BREAKFAST	12714	473	393	11748
	5	2	.2	.6
	100.0	3.7	3.1	92.4
YOUTH HOSTEL	86433	3606	23568	59277
	3.7	1.7	14.4	3.2
	100.0	4.2	27.3	68.6
TOTAL ANY ROOFED	1692553	194180	79545	1379934
	72.8	93.8	48.7	73.4
	100.0	11.5	4.7	81.5
CAMPSITE/ TRAILER PARK	436397	3323	14166	419408
	18.8	1.6	8.7	22.3
	100.0	.8	3.2	96.1
BACK COUNTRY CAMPING	27288	-	-	27288
	1.2	-	-	1.5
	100.0	-	-	100.0
TOTAL ANY CAMPING	463685	3323	14166	446697
	20.0	1.6	8.7	23.7
	100.0	.7	3.1	96.3
FRIENDS/ RELATIVES/ OWN VACATION HOME	130131	8430	69746	52541
	5.6	4.1	42.7	2.8
	100.0	6.5	55.6	40.4

* IF DISTRIBUTION OF NIGHTS NOT STATED BY RESPONDENT, # OF NIGHTS ALLOCATED TO
 SPECIFIC PARKS WITH OVERNIGHT ACCOMMODATION

Continued

Q.13B ACCOMMODATION USED IN PARKS - ALBERTA PARKS
BASE: PARTY NIGHTS IN ALBERTA PARKS *
BY MAIN PURPOSE OF PARKS VISIT

=====MAIN PURPOSE OF PARKS VISIT=====
VACATION, RECREAT'L
TOTAL BUSINESS PERSONAL VAC. HOME DAY-USE

	TOTAL BUSINESS	PERSONAL	VAC. HOME	DAY-USE
NOT STATED	37276	1122	40	1764
	1.6	.5	*	.1
	100.0	3.0	.1	4.7

* IF DISTRIBUTION OF NIGHTS NOT STATED BY RESPONDENT, # OF NIGHTS ALLOCATED TO SPECIFIC PARKS WITH OVERNIGHT ACCOMMODATION

Q.13B ACCOMMODATION USED IN PARKS - ALBERTA PARKS

BASE: PARTY NIGHTS IN ALBERTA PARKS *
 BY PLACE OF RESIDENCE, MODE OF ENTRY

	=====PLACE OF RESIDENCE=====										=====OTHER COUNTRY=====				=====MODE OF ENTRY=====		
	TOTAL	TOTAL CANADA	ALBERTA	B.C.	OTHER CANADA	U.S.A.	TOTAL OTHER	JAPAN	WEST GERMANY	WEST GERMANY	PRIVATE VEHICLE	R.V. BUS, TRAIN	SCHEDULED	CHARTER			
TOTAL PARTY NIGHTS IN ALBERTA PARKS (ACTUAL)	4372	1906	1008	329	569	1591	872	348	98	2171	136	1085	1116				
	100.0	43.6	23.1	7.5	13.0	36.4	19.9	8.0	2.2	49.7	3.1	24.8	25.5				
TOTAL PARTY NIGHTS IN ALBERTA PARKS (WEIGHTED)	2323939	1373154	949772	127905	295477	583596	364240	78382	116962	1775777	85967	252480	295681				
	100.0	59.1	40.9	5.5	12.7	25.1	15.7	3.4	5.0	76.4	3.7	10.9	12.7				
HOTEL/ HOTEL/ RESORT/ LODGE	1544303	891627	642938	56721	191968	425607	227069	76310	60998	1084833	323	171465	288005				
	66.5	64.9	67.7	44.3	65.0	72.9	62.3	97.4	52.2	61.1	.4	67.9	97.4				
	100.0	57.7	41.6	3.7	12.4	27.6	14.7	4.9	3.9	70.2	*	11.1	18.6				
COMMERCIAL COTTAGE/ CABIN	49103	23937	22398	-	1539	22706	2460	226	-	40551	-	4321	4231				
	2.1	1.7	2.4	-	.5	3.9	.7	.3	-	2.3	-	1.7	1.4				
	100.0	48.7	45.6	-	3.1	46.2	5.0	.5	-	82.6	-	8.8	8.6				
BED AND BREAKFAST	12714	3719	2303	322	1093	6444	2551	602	-	5213	-	5667	1833				
	.5	.3	.2	.3	.4	1.1	.7	.8	-	.3	-	2.2	.6				
	100.0	29.2	18.1	2.5	8.6	50.7	20.1	4.7	-	41.0	-	44.6	14.4				
YOUTH HOSTEL	86433	34369	9425	1014	23930	10575	41489	159	262	42474	-	43959	-				
	3.7	2.5	1.0	.8	8.1	1.8	11.4	.2	.2	2.4	-	17.4	-				
	100.0	39.8	10.9	1.2	27.7	12.2	48.0	.2	.3	49.1	-	50.9	-				
TOTAL ANY ROOFED	1692553	953652	677064	58057	218531	465333	273569	77296	61260	1173072	323	225412	294069				
	72.8	69.4	71.3	45.4	74.0	79.7	75.1	98.6	52.4	66.1	.4	89.3	99.5				
	100.0	56.3	40.0	3.4	12.9	27.5	16.2	4.6	3.6	69.3	*	13.3	17.4				
CAMPSITE/ TRAILER PARK	436397	280767	178517	40857	61393	108662	44019	311	20858	426953	85644	10920	524				
	18.8	20.4	18.8	31.9	20.8	18.6	12.1	.4	17.8	23.9	99.6	4.3	.2				
	100.0	64.3	40.9	9.4	14.1	24.9	10.1	.4	4.8	97.4	19.6	2.5	.1				
BACK COUNTRY CAMPING	27288	11180	2421	7094	1665	4474	11634	124	493	20769	-	6519	-				
	1.2	.8	.3	5.5	.6	.8	3.2	.2	.4	1.2	-	2.6	-				
	100.0	41.0	8.9	26.0	6.1	16.4	42.6	.5	1.8	76.1	-	23.9	-				
TOTAL ANY CAMPING	463685	291947	180938	47951	63058	113136	55653	436	21351	445722	85644	17439	524				
	20.0	21.3	19.1	37.5	21.3	19.4	15.3	.6	18.3	25.1	99.6	6.9	.2				
	100.0	63.0	39.0	10.3	13.6	24.4	12.0	.1	4.6	96.1	18.5	3.8	.1				
FRIENDS/ RELATIVES/ OWN VACATION HOME	130131	125851	90107	21857	13888	4262	18	-	-	120628	-	9277	226				
	5.6	9.2	9.5	17.1	4.7	.7	*	-	-	6.8	-	3.7	.1				
	100.0	96.7	69.2	16.8	10.7	3.3	*	-	-	92.7	-	7.1	.2				

* IF DISTRIBUTION OF NIGHTS NOT STATED BY RESPONDENT, # OF NIGHTS ALLOCATED TO SPECIFIC PARKS WITH OVERNIGHT ACCOMMODATION

Continued

G.13B ACCOMMODATION USED IN PARKS - ALBERTA PARKS
 BASE: PARTY NIGHTS IN ALBERTA PARKS *
 BY PLACE OF RESIDENCE, MODE OF ENTRY

NOT STATED	=====PLACE OF RESIDENCE=====				=====OTHER COUNTRY=====				=====MODE OF ENTRY=====			
	TOTAL CANADA	ALBERTA	B.C.	OTHER CANADA	U.S.A.	TOTAL OTHER	JAPAN	WEST GERMANY	ANY PRIVATE VEHICLE	R.V. BUS, TRAIN	SCHEDULED	CHARTER
37276	1410	1370	40	-	865	35000	650	34350	36062	-	352	862
1.6	-1	-1	*	-	-1	9.6	-8	29.4	2.0	-	.1	.3
100.0	3.8	3.7	.1		2.3	93.9	1.7	92.2	96.7		.9	2.3

* IF DISTRIBUTION OF NIGHTS NOT STATED BY RESPONDENT, # OF NIGHTS ALLOCATED TO SPECIFIC PARKS WITH OVERNIGHT ACCOMMODATION

0.138 ACCOMMODATION USED IN PARKS - ALBERTA PARKS
 BASE: PARTY NIGHTS IN ALBERTA PARKS *
 BY PARKS AS MAIN DESTINATION OF ENTIRE TRIP, LENGTH OF STAY, SEASON

	PARKS MAIN				SEASON			
	TOTAL	DESTINATION	LENGTH OF STAY	SAME-DAY OVERNIGHT	SUMMER	FALL	WINTER	SPRING
	YES	NO						
TOTAL PARTY NIGHTS IN ALBERTA PARKS (ACTUAL)	4372	3161	1195	-	4372	2519	623	569
	100.0	72.3	27.3	100.0	100.0	57.6	14.2	13.0
TOTAL PARTY NIGHTS IN ALBERTA PARKS (WEIGHTED)	2323939	1828417	491842	-	2323939	970811	845219	286969
	100.0	78.7	21.2	100.0	100.0	41.8	36.4	12.3
HOTEL/ MOTEL/ RESORT/ LODGE	1544303	1240890	299795	-	1544303	474673	671090	250142
	66.5	67.9	61.0	66.5	67.2	79.4	87.2	87.2
	100.0	80.4	19.4	100.0	100.0	30.7	43.5	16.2
COMMERCIAL COTTAGE/ CABIN	49103	42574	6529	-	49103	42159	343	3821
	2.1	2.3	1.3	2.1	4.3	*	*	1.3
	100.0	86.7	13.3	100.0	85.9	5.7	.7	7.8
BED AND BREAKFAST	12714	10283	2431	-	12714	10897	1246	98
	.5	.6	.5	.5	1.1	.2	.1	*
	100.0	80.9	19.1	100.0	85.7	3.7	9.8	.8
YOUTH HOSTEL	86433	65848	20585	-	86433	21513	55771	2730
	3.7	3.6	4.2	3.7	2.2	2.9	6.6	1.0
	100.0	76.2	23.8	100.0	24.9	7.4	64.5	3.2
TOTAL ANY ROOFED	1692553	1359594	329341	-	1692553	549242	728449	256791
	72.8	74.4	67.0	72.8	56.6	71.5	86.2	89.5
	100.0	80.3	19.5	100.0	32.5	9.3	43.0	15.2
CAMPSITE/ TRAILER PARK	436397	318378	118019	-	436397	341888	22083	22454
	18.8	17.4	24.0	18.8	35.2	22.6	2.6	7.8
	100.0	73.0	27.0	100.0	78.3	11.5	5.1	5.1
BACK COUNTRY CAMPING	27288	25516	1773	-	27288	11750	5263	-
	1.2	1.4	.4	1.2	1.2	4.7	.6	-
	100.0	93.5	6.5	100.0	43.1	37.7	19.3	-
TOTAL ANY CAMPING	463685	343894	119792	-	463685	353637	27345	22454
	20.0	18.8	24.4	20.0	36.4	27.3	3.2	7.8
	100.0	74.2	25.8	100.0	76.3	13.0	5.9	4.8
FRIENDS/ RELATIVES/ OWN VACATION HOME	130131	87694	42375	-	130131	31822	89425	7724
	5.6	4.8	8.6	5.6	3.3	.5	10.6	2.7
	100.0	67.4	32.6	100.0	24.5	.9	68.7	5.9

* IF DISTRIBUTION OF NIGHTS NOT STATED BY RESPONDENT, # OF NIGHTS ALLOCATED TO SPECIFIC PARKS WITH OVERNIGHT ACCOMMODATION
 Continued

Q.13B ACCOMMODATION USED IN PARKS - ALBERTA PARKS
 BASE: PARTY NIGHTS IN ALBERTA PARKS *
 BY PARKS AS MAIN DESTINATION OF ENTIRE TRIP, LENGTH OF STAY, SEASON

NOT STATED	PARKS MAIN		==LENGTH OF STAY==		=====SEASON=====			
	TOTAL	DESTINATION YES	NO	SAME-DAY OVERNIGHT	SUMMER	FALL	WINTER	SPRING
37276	37236	40	-	37276	35816	1460	-	-
1.6	2.0	*	-	1.6	3.7	.7	-	-
100.0	99.9	.1	-	100.0	96.1	3.9	-	-

* IF DISTRIBUTION OF NIGHTS NOT STATED BY RESPONDENT, # OF NIGHTS ALLOCATED TO SPECIFIC PARKS WITH OVERNIGHT ACCOMMODATION

Q. 138 ACCOMMODATION USED IN PARKS - ALBERTA PARKS
 BASE: PARTY NIGHTS IN ALBERTA PARKS *
 BY TYPE OF EXPENDITURE, OVERALL RATING OF PARKS VISIT

	=====PARTY EXPENDITURE=====			=====OVERALL RATING=====		
	DIRECT EXPENDI- TURE ONLY	ANY PRE- PAID EXP- ENDITURE	PREPAID PACKAGE	EXCELLENT	VERY GOOD	GOOD, FAIR , POOR
TOTAL PARTY NIGHTS IN ALBERTA PARKS (ACTUAL)	4372	2679	1614	1405	2616	1297
	100.0	61.3	36.9	32.1	59.8	29.7
TOTAL PARTY NIGHTS IN ALBERTA PARKS (WEIGHTED)	2323939	1635947	653164	462168	1222706	814362
	100.0	70.4	28.1	19.9	52.6	35.0
HOTEL/ MOTEL/ RESORT/ LODGE	1544303	913461	613078	443849	826936	539373
	66.5	55.8	93.9	96.0	67.6	66.2
	100.0	59.2	39.7	28.7	53.5	34.9
COMMERCIAL COTTAGE/ CABIN	49103	42281	6458	6038	40566	7674
	2.1	2.6	1.0	1.3	3.3	.9
	100.0	86.1	13.2	12.3	82.6	15.6
BED AND BREAKFAST	12714	9218	3496	3496	7885	3875
	.5	.6	.5	.8	.6	.5
	100.0	72.5	27.5	27.5	62.0	30.5
YOUTH HOSTEL	86433	79383	7050	-	50564	14591
	3.7	4.9	1.1	4.1	1.8	8.3
	100.0	91.8	8.2	58.5	16.9	24.5
TOTAL ANY ROOFED	1692553	1044343	630082	453382	925951	565514
	72.8	63.8	96.5	98.1	75.7	69.4
	100.0	61.7	37.2	26.8	54.7	33.4
CAMPSITE/ TRAILER PARK	436397	419933	2054	1633	221378	152833
	18.8	25.7	.3	.4	18.1	18.8
	100.0	96.2	.5	.4	50.7	35.0
BACK COUNTRY CAMPING	27288	16467	10753	6092	16491	8178
	1.2	1.0	1.6	1.3	1.3	1.0
	100.0	60.3	39.4	22.3	60.4	30.0
TOTAL ANY CAMPING	463685	436400	12807	7725	237869	161011
	20.0	26.7	2.0	1.7	19.5	19.8
	100.0	94.1	2.8	1.7	51.3	34.7
FRIENDS/ RELATIVES/ OWN VACATION HOME	130131	118469	9440	226	56190	52963
	5.6	7.2	1.4	*	4.6	6.5
	100.0	91.0	7.3	.2	43.2	40.7

* IF DISTRIBUTION OF NIGHTS NOT STATED BY RESPONDENT, # OF NIGHTS ALLOCATED TO SPECIFIC PARKS WITH OVERNIGHT ACCOMMODATION

Continued

Q.13B ACCOMMODATION USED IN PARKS - ALBERTA PARKS
 BASE: PARTY NIGHTS IN ALBERTA PARKS *
 BY TYPE OF EXPENDITURE, OVERALL RATING OF PARKS VISIT

	=====PARTY EXPENDITURE=====		=====OVERALL RATING=====	
	DIRECT ANY PRE- EXPENDI- PAID EXP-	PREPAID PACKAGE	EXCELLENT	VERY GOOD
TOTAL TURE ONLY	ENDITURE			
37276	36441	835	2402	34874
1.6	2.2	.1	.2	4.3
100.0	97.8	2.2	6.4	93.6

NOT STATED

* IF DISTRIBUTION OF NIGHTS NOT STATED BY RESPONDENT, # OF NIGHTS ALLOCATED TO SPECIFIC PARKS WITH OVERNIGHT ACCOMMODATION

Q.138 ACCOMMODATION USED IN PARKS - YOH0
 BASE: PARTY NIGHTS IN YOH0 *
 BY MAIN PURPOSE OF PARKS VISIT

	=====MAIN PURPOSE OF PARKS VISIT=====			VACATION, RECREAT'L DAY-USE
	TOTAL	BUSINESS PERSONAL	VAC. HOME	
TOTAL PARTY NIGHTS IN YOH0 (ACTUAL)	99 100.0	8 8.1	-	90 90.9
TOTAL PARTY NIGHTS IN YOH0 (WEIGHTED)	50916 100.0	11322 22.2	-	39465 77.5
HOTEL/ MOTEL/ RESORT/ LODGE	27434 53.9 100.0	10207 90.2 37.2	-	17227 43.7 62.8
COMMERCIAL COTTAGE/ CABIN	1526 3.0 100.0	-	-	1526 3.9 100.0
BED AND BREAKFAST	-	-	-	-
YOUTH HOSTEL	128 .3 100.0	-	-	-
TOTAL ANY ROOFED	29088 57.1 100.0	10207 90.2 35.1	-	18752 47.5 64.5
CAMPSITE/ TRAILER PARK	19920 39.1 100.0	-	-	19920 50.5 100.0
BACK COUNTRY CAMPING	793 1.6 100.0	-	-	793 2.0 100.0
TOTAL ANY CAMPING	20712 40.7 100.0	-	-	20712 52.5 100.0
FRIENDS/ RELATIVES/ OWN VACATION HOME	1115 2.2 100.0	1115 9.8 100.0	-	-

* IF DISTRIBUTION OF NIGHTS NOT STATED BY RESPONDENT, # OF NIGHTS ALLOCATED TO SPECIFIC PARKS WITH OVERNIGHT ACCOMMODATION

Q.138 ACCOMMODATION USED IN PARKS - YOHO

BASE: PARTY NIGHTS IN YOHO *

BY PLACE OF RESIDENCE, MODE OF ENTRY

	=====PLACE OF RESIDENCE=====										=====OTHER COUNTRY=====				=====MODE OF ENTRY=====										
	CANADA			ALBERTA			B.C.			OTHER		U.S.A.		TOTAL		OTHER		JAPAN		WEST		ANY		SCHEDULED	
	TOTAL	CANADA	ALBERTA	ALBERTA	B.C.	B.C.	OTHER	CANADA	U.S.A.	TOTAL	JAPAN	WEST	GERMANY	PRIVATE	VEHICLE	R.V.	BUS, TRAIN	CHARTER	ANY	PRIVATE	VEHICLE	R.V.	BUS, TRAIN	CHARTER	
TOTAL PARTY NIGHTS IN YOHO (ACTUAL)	99	40	24	10	6	49	10	3	63	15	21	15	15	21	15	21	15	15	63	63	15	21	15	15	15
TOTAL PARTY NIGHTS IN YOHO (WEIGHTED)	50916	29617	20515	5614	3288	19051	2448	-	46542	5405	1786	2587	5405	46542	5405	1786	2587	46542	46542	5405	1786	2587	5405	46542	
HOTEL/ MOTEL/ RESORT/ LODGE	27634	14141	11193	1486	1462	13187	106	-	24732	377	2325	2325	13187	24732	-	377	2325	24732	24732	377	2325	2325	377	2325	
COMMERCIAL COTTAGE/ CABIN	1526	3	-	-	-	1526	-	-	839	425	262	262	1526	839	-	425	262	839	839	425	262	262	425	262	
BED AND BREAKFAST	3	0	-	-	-	3	-	-	1	23	10	10	3	1	-	23	10	1	1	1	-	23	10	1	
YOUTH HOSTEL	128	128	-	-	-	-	128	-	-	-	-	-	128	-	-	-	-	-	-	-	-	-	-	-	
	3	4	-	-	-	3	-	-	3	-	-	-	3	-	-	-	-	-	-	-	-	-	-	-	
	100.0	100.0	-	-	-	100.0	-	-	100.0	-	-	-	100.0	-	-	-	-	-	-	-	-	-	-	-	
TOTAL ANY ROOFED	29088	14270	11193	1486	1590	14712	106	-	25570	930	2587	2587	14712	25570	-	930	2587	25570	25570	930	2587	2587	930	2587	
	57.1	48.5	54.6	26.5	48.4	77.2	4.3	-	54.9	52.1	100.0	100.0	54.9	54.9	-	52.1	100.0	54.9	54.9	52.1	100.0	100.0	52.1	100.0	
	100.0	49.1	38.5	5.1	5.5	50.6	.4	-	87.9	3.2	8.9	8.9	50.6	87.9	-	3.2	8.9	87.9	87.9	3.2	8.9	8.9	3.2	8.9	
CAMPSITE/ TRAILER PARK	19920	13591	9322	2572	1698	3987	2342	-	19064	856	-	-	3987	19064	4963	856	-	19064	19064	856	-	-	-	-	
	39.1	46.2	45.4	45.8	51.6	20.9	95.7	-	41.0	100.0	100.0	100.0	20.9	41.0	91.8	47.9	-	41.0	41.0	91.8	47.9	47.9	47.9	47.9	
	100.0	68.2	46.8	12.9	8.5	20.0	11.8	-	95.7	5.3	5.3	5.3	20.0	95.7	24.9	4.3	-	95.7	95.7	24.9	4.3	4.3	4.3	4.3	
BACK COUNTRY CAMPING	793	441	-	441	-	352	-	-	793	441	-	-	352	793	441	441	-	793	793	441	441	-	-	-	
	1.6	1.5	-	7.9	-	1.8	-	-	1.7	8.2	-	-	1.8	1.7	8.2	8.2	-	1.7	1.7	8.2	8.2	-	-	-	
	100.0	55.6	-	55.6	-	44.4	-	-	100.0	55.6	-	-	44.4	100.0	55.6	55.6	-	100.0	100.0	55.6	55.6	-	-	-	
TOTAL ANY CAMPING	20712	14032	9322	3013	1698	4338	2342	-	19857	856	-	-	4338	19857	5405	856	-	19857	19857	856	-	-	-	-	
	40.7	47.7	45.4	53.7	51.6	22.8	95.7	-	42.7	100.0	100.0	100.0	22.8	42.7	100.0	47.9	-	42.7	42.7	100.0	100.0	100.0	47.9	47.9	
	100.0	67.7	45.0	14.5	8.2	20.9	11.3	-	95.9	5.1	5.1	5.1	20.9	95.9	26.1	4.1	-	95.9	95.9	26.1	4.1	4.1	4.1	4.1	
FRIENDS/ RELATIVES/ OWN VACATION HOME	1115	1115	-	1115	-	-	-	-	1115	-	-	-	-	1115	-	-	-	-	1115	1115	-	-	-	-	
	2.2	3.8	-	19.9	-	2.4	-	-	2.4	-	-	-	2.4	2.4	-	-	-	2.4	2.4	-	-	-	-	-	
	100.0	100.0	-	100.0	-	100.0	-	-	100.0	-	-	-	100.0	100.0	-	-	-	100.0	100.0	-	-	-	-	-	

* IF DISTRIBUTION OF NIGHTS NOT STATED BY RESPONDENT, # OF NIGHTS ALLOCATED TO SPECIFIC PARKS WITH OVERNIGHT ACCOMMODATION

Q.13B ACCOMMODATION USED IN PARKS - YOHO
 BASE: PARTY NIGHTS IN YOHO *
 BY PARKS AS MAIN DESTINATION OF ENTIRE TRIP, LENGTH OF STAY, SEASON

	PARKS MAIN									
	====DESTINATION====		==LENGTH OF STAY==			=====SEASON=====				
TOTAL	YES	NO	SAME-DAY	OVERNIGHT	SUMMER	FALL	WINTER	SPRING		
TOTAL PARTY NIGHTS IN YOHO (ACTUAL)	99	61	38	-	99	73	14	9	3	
	100.0	61.6	38.4		100.0	73.7	14.1	9.1	3.0	
TOTAL PARTY NIGHTS IN YOHO (WEIGHTED)	50916	26181	24735	-	50916	30814	2704	15515	1882	
	100.0	51.4	48.6		100.0	60.5	5.3	30.5	3.7	
HOTEL/ MOTEL/ RESORT/ LODGE	27434	13055	14379	-	27434	10105	1813	15515	-	
	53.9	49.9	58.1		53.9	32.8	67.1	100.0		
	100.0	47.6	52.4		100.0	36.8	6.6	56.6		
COMMERCIAL COTTAGE/ CABIN	1526	1526	-	-	1526	-	-	-	-	
	3.0	5.8	-		3.0	-	-	-	-	
	100.0	100.0	-		100.0	-	-	-	-	
BED AND BREAKFAST	-	-	-	-	-	-	-	-	-	
YOUTH HOSTEL	128	-	128	-	128	128	-	-	-	
	-3	-5	-		-3	4	-	-	-	
	100.0	100.0	-		100.0	100.0	-	-	-	
TOTAL ANY ROOFED	29088	14581	14507	-	29088	11759	1813	15515	-	
	57.1	55.7	58.7		57.1	38.2	67.1	100.0		
	100.0	50.1	49.9		100.0	40.4	6.2	53.3		
CAMPSITE/ TRAILER PARK	19920	10133	9786	-	19920	18262	890	-	767	
	39.1	38.7	39.6		39.1	59.3	32.9	-	40.8	
	100.0	50.9	49.1		100.0	91.7	4.5	-	3.9	
BACK COUNTRY CAMPING	793	352	441	-	793	793	-	-	-	
	1.6	1.3	1.8		1.6	2.6	-	-	-	
	100.0	44.4	55.6		100.0	100.0	-	-	-	
TOTAL ANY CAMPING	20712	10485	10228	-	20712	19055	890	-	767	
	40.7	40.0	41.3		40.7	61.8	32.9	-	40.8	
	100.0	50.6	49.4		100.0	92.0	4.3	-	3.7	
FRIENDS/ RELATIVES/ OWN VACATION HOME	1115	1115	-	-	1115	-	-	-	1115	
	2.2	4.3	-		2.2	-	-	-	59.2	
	100.0	100.0	-		100.0	-	-	-	100.0	

* IF DISTRIBUTION OF NIGHTS NOT STATED BY RESPONDENT, # OF NIGHTS ALLOCATED TO SPECIFIC PARKS WITH OVERNIGHT ACCOMMODATION

Q.13B ACCOMMODATION USED IN PARKS - YOHO
 BASE: PARTY NIGHTS IN YOHO *
 BY TYPE OF EXPENDITURE, OVERALL RATING OF PARKS VISIT

	=====PARTY EXPENDITURE=====				=====OVERALL RATING=====			
	DIRECT	ANY PRE- EXPENDI-	PAID EXP- PACKAGE	PREPAID	EXCELLENT	VERY GOOD	GOOD, FAIR	POOR
TOTAL PARTY NIGHTS IN YOHO (ACTUAL)	71	28	19	64	26	7		
TOTAL PARTY NIGHTS IN YOHO (WEIGHTED)	100.0	71.7	28.3	19.2	64.6	26.3	7.1	
HOTEL/ MOTEL/ RESORT/ LODGE	50916	32275	18641	6376	40297	4853	5390	
	100.0	63.4	36.6	12.5	79.1	9.5	10.6	
HOTEL/ MOTEL/ RESORT/ LODGE	27434	9472	17962	6114	25118	479	1462	
	53.9	29.3	96.4	95.9	62.3	9.9	27.1	
	100.0	34.5	65.5	22.3	91.6	1.7	5.3	
COMMERCIAL COTTAGE/ CABIN	1526	1096	430	262	1370	156	-	
	3.0	3.4	2.3	4.1	3.4	3.2	-	
	100.0	71.8	28.2	17.2	89.8	10.2	-	
BED AND BREAKFAST	-	-	-	-	-	-	-	
YOUTH HOSTEL	128	128	-	-	-	128	-	
	3	4	-	-	-	2.6	-	
	100.0	100.0	-	-	-	100.0	-	
TOTAL ANY ROOFED	29088	10696	18392	6376	26488	763	1462	
	57.1	33.1	98.7	100.0	65.7	15.7	27.1	
	100.0	36.8	63.2	21.9	91.1	2.6	5.0	
CAMPSITE/ TRAILER PARK	19920	19671	248	-	12343	3648	3929	
	39.1	60.9	1.3	-	30.6	75.2	72.9	
	100.0	98.8	1.2	-	62.0	18.3	19.7	
BACK COUNTRY CAMPING	793	793	-	-	352	441	-	
	1.6	2.5	-	-	.9	9.1	-	
	100.0	100.0	-	-	44.4	55.6	-	
TOTAL ANY CAMPING	20712	20464	248	-	12694	4090	3929	
	40.7	63.4	1.3	-	31.5	84.3	72.9	
	100.0	98.8	1.2	-	61.3	19.7	19.0	
FRIENDS/ RELATIVES/ OWN VACATION HOME	1115	1115	-	-	1115	-	-	
	2.2	3.5	-	-	2.8	-	-	
	100.0	100.0	-	-	100.0	-	-	

* IF DISTRIBUTION OF NIGHTS NOT STATED BY RESPONDENT, # OF NIGHTS ALLOCATED TO SPECIFIC PARKS WITH OVERNIGHT ACCOMMODATION

Q.13B ACCOMMODATION USED IN PARKS - KOOTENAY
 BASE: PARTY NIGHTS IN KOOTENAY *
 BY MAIN PURPOSE OF PARKS VISIT

	=====MAIN PURPOSE OF PARKS VISIT=====			
	TOTAL BUSINESS	PERSONAL	VACATION, RECREAT'L VAC. HOME DAY-USE	
TOTAL PARTY NIGHTS IN KOOTENAY (ACTUAL)	111	9	100	-
	100.0	8.1	90.1	
TOTAL PARTY NIGHTS IN KOOTENAY (WEIGHTED)	69664	4887	64310	-
	100.0	7.0	92.3	
HOTEL/ MOTEL/ RESORT/ LODGE	34003	1504	32031	-
	48.8	30.8	49.8	
	100.0	4.4	94.2	
COMMERCIAL COTTAGE/ CABIN	2906	-	2906	-
	4.2	-	4.5	
	100.0	-	100.0	
BED AND BREAKFAST	-	-	-	-
YOUTH HOSTEL	-	-	-	-
TOTAL ANY ROOFED	36909	1504	34937	-
	53.0	30.8	54.3	
	100.0	4.1	94.7	
CAMPSITE/ TRAILER PARK	28072	3382	24690	-
	40.3	69.2	38.4	
	100.0	12.0	88.0	
BACK COUNTRY CAMPING	4683	-	4683	-
	6.7	-	7.3	
	100.0	-	100.0	
TOTAL ANY CAMPING	32755	3382	29373	-
	47.0	69.2	45.7	
	100.0	10.3	89.7	
FRIENDS/ RELATIVES/ OWN VACATION HOME	-	-	-	-

* IF DISTRIBUTION OF NIGHTS NOT STATED BY RESPONDENT, # OF NIGHTS ALLOCATED TO SPECIFIC PARKS WITH OVERNIGHT ACCOMMODATION

Q.13B ACCOMMODATION USED IN PARKS - KOOTENAY

BASE: PARTY NIGHTS IN KOOTENAY *

BY PLACE OF RESIDENCE, MODE OF ENTRY

	=====PLACE OF RESIDENCE=====										=====OTHER COUNTRY=====				=====MODE OF ENTRY=====			
	TOTAL	TOTAL CANADA	ALBERTA	B.C.	OTHER CANADA	U.S.A.	TOTAL OTHER	JAPAN	WEST GERMANY	ANY PRIVATE VEHICLE	R.V. BUS, TRAIN	SCHEDULED	CHARTER					
TOTAL PARTY NIGHTS IN KOOTENAY (ACTUAL)	111	82	54	14	14	19	10	-	7	102	9	8	1					
	100.0	73.9	48.6	12.6	12.6	17.1	9.0	-	6.3	91.9	8.1	7.2	.9					
TOTAL PARTY NIGHTS IN KOOTENAY (WEIGHTED)	69664	53641	44851	7140	1650	8859	7164	-	3855	68756	4393	795	113					
	100.0	77.0	64.4	10.2	2.4	12.7	10.3	-	5.5	98.7	6.3	1.1	.2					
HOTEL/ HOTEL/ RESORT/ LODGE	34003	29599	24050	4566	983	4404	-	-	-	33762	-	128	113					
	48.8	55.2	53.6	64.0	59.6	49.7	-	-	-	49.1	-	16.1	100.0					
	100.0	87.0	70.7	13.4	2.9	13.0	-	-	-	99.3	-	.4	.3					
COMMERCIAL COTTAGE/ CABIN	2906	2906	897	2009	-	-	-	-	-	2906	-	-	-					
	4.2	5.4	2.0	28.1	-	-	-	-	-	4.2	-	-	-					
	100.0	100.0	30.9	69.1	-	-	-	-	-	100.0	-	-	-					
BED AND BREAKFAST	-	-	-	-	-	-	-	-	-	-	-	-	-					
YOUTH HOSTEL	-	-	-	-	-	-	-	-	-	-	-	-	-					
TOTAL ANY ROOFED	36909	32505	24947	6575	983	4404	-	-	-	36667	-	128	113					
	53.0	60.6	55.6	92.1	59.6	49.7	-	-	-	53.3	-	16.1	100.0					
	100.0	88.1	67.6	17.8	2.7	11.9	-	-	-	99.3	-	.3	.3					
CAMPSITE/ TRAILER PARK	28072	20639	19904	565	169	3325	4109	-	3855	27903	4393	169	-					
	40.3	38.5	44.4	7.9	10.3	37.5	57.4	-	100.0	40.6	100.0	21.3	-					
	100.0	73.5	70.9	2.0	.6	11.8	14.6	-	13.7	99.4	15.6	.6	-					
BACK COUNTRY CAMPING	4683	497	-	-	497	1130	3055	-	-	4186	-	497	-					
	6.7	.9	-	-	30.2	12.8	42.6	-	-	6.1	-	62.5	-					
	100.0	10.6	-	-	10.6	24.1	65.2	-	-	89.4	-	10.6	-					
TOTAL ANY CAMPING	32755	21136	19904	565	667	4455	7164	-	3855	32088	4393	667	-					
	47.0	39.4	44.4	7.9	40.4	50.3	100.0	-	100.0	46.7	100.0	83.9	-					
	100.0	64.5	60.8	1.7	2.0	13.6	21.9	-	11.8	98.0	13.4	2.0	-					
FRIENDS/ RELATIVES/ OWN VACATION HOME	-	-	-	-	-	-	-	-	-	-	-	-	-					

* IF DISTRIBUTION OF NIGHTS NOT STATED BY RESPONDENT, # OF NIGHTS ALLOCATED TO SPECIFIC PARKS WITH OVERNIGHT ACCOMMODATION

Q.138 ACCOMMODATION USED IN PARKS - KOOTENAY
 BASE: PARTY NIGHTS IN KOOTENAY *
 BY PARKS AS MAIN DESTINATION OF ENTIRE TRIP, LENGTH OF STAY, SEASON

	PARKS MAIN		=====LENGTH OF STAY=====				=====SEASON=====			
	TOTAL	DESTINATION YES	NO	SAME-DAY OVERNIGHT	SUMMER	FALL	WINTER	SPRING		
TOTAL PARTY NIGHTS IN KOOTENAY (ACTUAL)	111	66	45	111	80	10	7	14		
	100.0	59.5	40.5	100.0	72.1	9.0	6.3	12.6		
TOTAL PARTY NIGHTS IN KOOTENAY (WEIGHTED)	69664	45776	23888	69664	37807	7253	18052	6552		
	100.0	65.7	34.3	100.0	54.3	10.4	25.9	9.4		
HOTEL/ MOTEL/ RESORT/ LODGE	34003	27859	6144	34003	11549	1068	17309	4077		
	48.8	60.9	25.7	48.8	30.5	14.7	95.9	62.2		
	100.0	81.9	18.1	100.0	34.0	3.1	50.9	12.0		
COMMERCIAL COTTAGE/ CABIN	2906	-	2906	2906	897	2009	-	-		
	4.2	-	12.2	4.2	2.4	27.7	-	-		
	100.0	-	100.0	100.0	30.9	69.1	-	-		
BED AND BREAKFAST	-	-	-	-	-	-	-	-		
YOUTH HOSTEL	-	-	-	-	-	-	-	-		
TOTAL ANY ROOFED	36909	27859	9050	36909	12446	3076	17309	4077		
	53.0	60.9	37.9	53.0	32.9	42.4	95.9	62.2		
	100.0	75.5	24.5	100.0	33.7	8.3	46.9	11.0		
CAMPSITE/ TRAILER PARK	28072	13235	14838	28072	23733	1122	743	2475		
	40.3	28.9	62.1	40.3	62.8	15.5	4.1	37.8		
	100.0	47.1	52.9	100.0	84.5	4.0	2.6	8.8		
BACK COUNTRY CAMPING	4683	4683	-	4683	1628	3055	-	-		
	6.7	10.2	-	6.7	4.3	42.1	-	-		
	100.0	100.0	-	100.0	34.8	65.2	-	-		
TOTAL ANY CAMPING	32755	17918	14838	32755	25361	4177	743	2475		
	47.0	39.1	62.1	47.0	67.1	57.6	4.1	37.8		
	100.0	54.7	45.3	100.0	77.4	12.8	2.3	7.6		
FRIENDS/ RELATIVES/ OWN VACATION HOME	-	-	-	-	-	-	-	-		

* IF DISTRIBUTION OF NIGHTS NOT STATED BY RESPONDENT, # OF NIGHTS ALLOCATED TO SPECIFIC PARKS WITH OVERNIGHT ACCOMMODATION

Q.13B ACCOMMODATION USED IN PARKS - KOOTENAY
 BASE: PARTY NIGHTS IN KOOTENAY *
 BY TYPE OF EXPENDITURE, OVERALL RATING OF PARKS VISIT

	=====PARTY EXPENDITURE=====				=====OVERALL RATING=====			
	DIRECT EXPENDITURE ONLY	ANY PRE- PAID EXP- ENDITURE	PREPAID PACKAGE	EXCELLENT	VERY GOOD	GOOD	FAIR	POOR
TOTAL PARTY NIGHTS IN KOOTENAY (ACTUAL)	111	105	6	5	54	25	17	15.3
	100.0	94.6	5.4	4.5	48.6	22.5		
TOTAL PARTY NIGHTS IN KOOTENAY (WEIGHTED)	69664	68109	1556	282	25976	25234	13296	19.1
	100.0	97.8	2.2	.4	37.3	36.2		
HOTEL/ MOTEL/ RESORT/ LODGE	34003	32617	1386	113	7764	18683	5924	44.6
	48.8	47.9	89.1	40.0	29.9	74.0	17.4	
	100.0	95.9	4.1	.3	22.8	54.9		
COMMERCIAL COTTAGE/ CABIN	2906	2906	-	-	2906	-	-	-
	4.2	4.3			11.2			
	100.0	100.0			100.0			
BED AND BREAKFAST	-	-	-	-	-	-	-	-
YOUTH HOSTEL	-	-	-	-	-	-	-	-
TOTAL ANY ROOFED	36909	35523	1386	113	10670	18683	5924	16.1
	53.0	52.2	89.1	40.0	41.1	74.0	44.6	
	100.0	96.2	3.8	.3	28.9	50.6		
CAMPSITE/ TRAILER PARK	28072	27903	169	169	11754	6551	7372	26.3
	40.3	41.0	10.9	60.0	45.2	26.0	55.4	
	100.0	99.4	.6	.6	41.9	23.3		
BACK COUNTRY CAMPING	4683	4683	-	-	3553	-	-	-
	6.7	6.9			13.7			
	100.0	100.0			75.9			
TOTAL ANY CAMPING	32755	32586	169	169	15307	6551	7372	22.5
	47.0	47.8	10.9	60.0	58.9	26.0	55.4	
	100.0	99.5	.5	.5	46.7	20.0		
FRIENDS/ RELATIVES/ OWN VACATION HOME	-	-	-	-	-	-	-	-

* IF DISTRIBUTION OF NIGHTS NOT STATED BY RESPONDENT, # OF NIGHTS ALLOCATED TO SPECIFIC PARKS WITH OVERNIGHT ACCOMMODATION

0.13B ACCOMMODATION USED IN PARKS - B.C. PARKS
 BASE: PARTY NIGHTS IN B.C. PARKS *
 BY MAIN PURPOSE OF PARKS VISIT

	=====MAIN PURPOSE OF PARKS VISIT=====			VACATION, RECREAT'L DAY-USE
	TOTAL BUSINESS	PERSONAL VAC.	HOME	
TOTAL PARTY NIGHTS IN B.C. PARKS (ACTUAL)	210	8	9	190
	100.0	3.8	4.3	90.5
TOTAL PARTY NIGHTS IN B.C. PARKS (WEIGHTED)	120580	11322	4887	103775
	100.0	9.4	4.1	86.1
HOTEL/ MOTEL/ RESORT/ LODGE	61437	10207	1504	49258
	51.0	90.2	30.8	47.5
	100.0	16.6	2.4	80.2
COMMERCIAL COTTAGE/ CABIN	4431	-	-	4431
	3.7	-	-	4.3
	100.0	-	-	100.0
BED AND BREAKFAST	-	-	-	-
YOUTH HOSTEL	128	-	-	-
	.1	-	-	-
	100.0	-	-	-
TOTAL ANY ROOFED	65997	10207	1504	53689
	54.7	90.2	30.8	51.7
	100.0	15.5	2.3	81.4
CAMPSITE/ TRAILER PARK	47992	-	3382	44610
	39.8	-	69.2	43.0
	100.0	-	7.0	93.0
BACK COUNTRY CAMPING	5476	-	-	5476
	4.5	-	-	5.3
	100.0	-	-	100.0
TOTAL ANY CAMPING	53468	-	3382	50086
	44.3	-	69.2	48.3
	100.0	-	6.3	93.7
FRIENDS/ RELATIVES/ OWN VACATION HOME	1115	1115	-	-
	.9	9.8	-	-
	100.0	100.0	-	-

* IF DISTRIBUTION OF NIGHTS NOT STATED BY RESPONDENT, # OF NIGHTS ALLOCATED TO SPECIFIC PARKS WITH OVERNIGHT ACCOMMODATION

Q.13B ACCOMMODATION USED IN PARKS - B.C. PARKS
 BASE: PARTY NIGHTS IN B.C. PARKS *
 BY PLACE OF RESIDENCE, MODE OF ENTRY

	=====PLACE OF RESIDENCE=====										=====OTHER COUNTRY=====				=====MODE OF ENTRY=====			
	TOTAL	CANADA	ALBERTA	B.C.	OTHER CANADA	U.S.A.	TOTAL OTHER	JAPAN	WEST GERMANY	ANY PRIVATE VEHICLE	R.V.	BUS, TRAIN	SCHEDULED	CHARTER				
TOTAL PARTY NIGHTS IN B.C. PARKS (ACTUAL)	210	122	78	24	20	68	20	-	10	165	24	29	16					
	100.0	58.1	37.1	11.4	9.5	32.4	9.5	-	4.8	78.6	11.4	13.8	7.6					
TOTAL PARTY NIGHTS IN B.C. PARKS (WEIGHTED)	120580	83058	65366	12754	4938	27910	9612	-	4918	115298	9797	2582	2700					
	100.0	68.9	54.2	10.6	4.1	23.1	8.0	-	4.1	95.6	8.1	2.1	2.2					
HOTEL/ MOTEL/ RESORT/ LODGE	61437	43740	35243	6052	2445	17591	106	-	-	58493	-	505	2438					
	51.0	52.7	53.9	47.5	49.5	63.0	1.1	-	-	50.7	-	19.6	90.3					
	100.0	71.2	57.4	9.9	4.0	28.6	.2	-	-	95.2	-	.8	4.0					
COMMERCIAL COTTAGE/ CABIN	4431	2906	897	2009	-	1526	-	-	-	3745	-	425	262					
	3.7	3.5	1.4	15.8	-	5.5	-	-	-	3.2	-	16.5	9.7					
	100.0	65.6	20.2	45.3	-	34.4	-	-	-	84.5	-	9.6	5.9					
BED AND BREAKFAST	-	-	-	-	-	-	-	-	-	-	-	-	-					
YOUTH HOSTEL	128	128	-	-	128	-	-	-	-	-	-	128	-					
	.1	.2	-	-	2.6	-	-	-	-	-	-	5.0	-					
	100.0	100.0	-	-	100.0	-	-	-	-	-	-	100.0	-					
TOTAL ANY ROOFED	65997	46774	36140	8061	2573	19116	106	-	-	62238	-	1059	2700					
	54.7	56.3	55.3	63.2	52.1	68.5	1.1	-	-	54.0	-	41.0	100.0					
	100.0	70.9	54.8	12.2	3.9	29.0	.2	-	-	94.3	-	1.6	4.1					
CAMPSITE/ TRAILER PARK	47992	34230	29226	3137	1867	7311	6450	-	4918	46967	9356	1025	-					
	39.8	41.2	44.7	24.6	37.8	26.2	67.1	-	100.0	40.7	95.5	39.7	-					
	100.0	71.3	60.9	6.5	3.9	15.2	13.4	-	10.2	97.9	19.5	2.1	-					
BACK COUNTRY CAMPING	5476	939	-	441	497	1482	3055	-	-	4978	441	497	-					
	4.5	1.1	-	3.5	10.1	5.3	31.8	-	-	4.3	4.5	19.3	-					
	100.0	17.1	-	8.1	9.1	27.1	55.8	-	-	90.9	8.1	9.1	-					
TOTAL ANY CAMPING	53468	35169	29226	3578	2365	8793	9506	-	4918	51945	9797	1523	-					
	44.3	42.3	44.7	28.1	47.9	31.5	98.9	-	100.0	45.1	100.0	59.0	-					
	100.0	65.8	54.7	6.7	4.4	16.4	17.8	-	9.2	97.2	18.3	2.8	-					
FRIENDS/ RELATIVES/ OWN VACATION HOME	1115	1115	-	1115	-	-	-	-	-	1115	-	-	-					
	.9	1.3	-	8.7	-	-	-	-	-	1.0	-	-	-					
	100.0	100.0	-	100.0	-	-	-	-	-	100.0	-	-	-					

* IF DISTRIBUTION OF NIGHTS NOT STATED BY RESPONDENT, # OF NIGHTS ALLOCATED TO SPECIFIC PARKS WITH OVERNIGHT ACCOMMODATION

Q.138 ACCOMMODATION USED IN PARKS - B.C. PARKS
 BASE: PARTY NIGHTS IN B.C. PARKS *
 BY PARKS AS MAIN DESTINATION OF ENTIRE TRIP, LENGTH OF STAY, SEASON

PARKS MAIN

	====DESTINATION====		==LENGTH OF STAY==		=====SEASON=====			
	TOTAL	YES	NO	SAME-DAY OVERNIGHT	SUMMER	FALL	WINTER	SPRING
TOTAL PARTY NIGHTS IN B.C. PARKS (ACTUAL)	210	127	83	-	153	24	16	17
	100.0	60.5	39.5	100.0	72.9	11.4	7.6	8.1
TOTAL PARTY NIGHTS IN B.C. PARKS (WEIGHTED)	120580	71957	48622	-	120580	68622	33567	8434
	100.0	59.7	40.3	100.0	56.9	8.3	27.8	7.0
HOTEL/ MOTEL/ RESORT/ LODGE	61437	40914	20523	-	21655	2881	32824	4077
	51.0	56.9	42.2	51.0	31.6	28.9	97.8	48.3
	100.0	66.6	33.4	100.0	35.2	4.7	53.4	6.6
COMMERCIAL COTTAGE/ CABIN	4431	1526	2906	-	2423	2009	-	-
	3.7	2.1	6.0	3.7	3.5	20.2	-	-
	100.0	34.4	65.6	100.0	54.7	45.3	-	-
BED AND BREAKFAST	-	-	-	-	-	-	-	-
YOUTH HOSTEL	128	-	128	-	128	-	-	-
	-1	-	-3	-	-1	-	-	-
	100.0	100.0	100.0	100.0	100.0	-	-	-
TOTAL ANY ROOFED	65997	42440	23557	-	65997	4890	32824	4077
	54.7	59.0	48.4	54.7	35.3	49.1	97.8	48.3
	100.0	64.3	35.7	100.0	36.7	7.4	49.7	6.2
CAMPSITE/ TRAILER PARK	47992	23368	24624	-	41996	2012	743	3242
	39.8	32.5	50.6	39.8	61.2	20.2	2.2	38.4
	100.0	48.7	51.3	100.0	87.5	4.2	1.5	6.8
BACK COUNTRY CAMPING	5476	5035	441	-	2420	3055	-	-
	4.5	7.0	.9	4.5	3.5	30.7	-	-
	100.0	91.9	8.1	100.0	44.2	55.8	-	-
TOTAL ANY CAMPING	53468	28403	25065	-	44416	5068	743	3242
	44.3	39.5	51.6	44.3	64.7	50.9	2.2	38.4
	100.0	53.1	46.9	100.0	83.1	9.5	1.4	6.1
FRIENDS/ RELATIVES/ OWN VACATION HOME	1115	1115	-	-	-	-	-	1115
	-9	1.5	-	-9	-	-	-	13.2
	100.0	100.0	100.0	100.0	-	-	-	100.0

* IF DISTRIBUTION OF NIGHTS NOT STATED BY RESPONDENT, # OF NIGHTS ALLOCATED TO SPECIFIC PARKS WITH OVERNIGHT ACCOMMODATION

Q.138 ACCOMMODATION USED IN PARKS - B.C. PARKS
 BASE: PARTY NIGHTS IN B.C. PARKS *
 BY TYPE OF EXPENDITURE, OVERALL RATING OF PARKS VISIT

	=====PARTY EXPENDITURE=====		=====OVERALL RATING=====				
	DIRECT EXPENDITURE ONLY	ANY PRE- PAID EXP- ENDITURE	PREPAID PACKAGE	EXCELLENT	VERY GOOD	GOOD, FAIR	POOR
TOTAL PARTY NIGHTS IN B.C. PARKS (ACTUAL)	210 100.0	176 83.8	34 16.2	24 11.4	118 56.2	51 24.3	24 11.4
TOTAL PARTY NIGHTS IN B.C. PARKS (WEIGHTED)	120580 100.0	100384 83.3	20196 16.7	6658 5.5	66273 55.0	30087 25.0	18686 15.5
HOTEL/ MOTEL/ RESORT/ LODGE	61437 51.0 100.0	42089 41.9 68.5	19348 95.8 31.5	6227 93.5 10.1	32882 49.6 53.5	19162 63.7 31.2	7386 39.5 12.0
COMMERCIAL COTTAGE/ CABIN	4431 3.7 100.0	4001 4.0 90.3	430 2.1 9.7	262 3.9 5.9	4276 6.5 96.5	156 .5 3.5	-
BED AND BREAKFAST	-	-	-	-	-	-	-
YOUTH HOSTEL	128 .1 100.0	128 .1 100.0	-	-	-	128 .4 100.0	-
TOTAL ANY ROOFED	65997 54.7 100.0	46219 46.0 70.0	19778 97.9 30.0	6489 97.5 9.8	37158 56.1 56.3	19446 64.6 29.5	7386 39.5 11.2
CAMPSITE/ TRAILER PARK	47992 39.8 100.0	47574 47.4 99.1	418 2.1 .9	169 2.5 .4	24096 36.4 50.2	10199 33.9 21.3	11301 60.5 23.5
BACK COUNTRY CAMPING	5476 4.5 100.0	5476 5.5 100.0	-	-	3904 5.9 71.3	441 1.5 8.1	-
TOTAL ANY CAMPING	53468 44.3 100.0	53050 52.8 99.2	418 2.1 .8	169 2.5 .3	28001 42.3 52.4	10640 35.4 19.9	11301 60.5 21.1
FRIENDS/ RELATIVES/ OWN VACATION HOME	1115 .9 100.0	1115 1.1 100.0	-	-	1115 1.7 100.0	-	-

* IF DISTRIBUTION OF NIGHTS NOT STATED BY RESPONDENT, # OF NIGHTS ALLOCATED TO SPECIFIC PARKS WITH OVERNIGHT ACCOMMODATION

0.13B ACCOMMODATION USED IN PARKS - TOTAL PARKS
 BASE: PERSON NIGHTS *
 BY MAIN PURPOSE OF PARKS VISIT

	=====MAIN PURPOSE OF PARKS VISIT=====			TOTAL PERSON NIGHTS (ACTUAL)	TOTAL BUSINESS PERSONAL VAC. HOME	VACATION, RECREAT'L DAY-USE
	TOTAL BUSINESS PERSONAL VAC. HOME	VACATION, RECREAT'L DAY-USE	TOTAL PERSON NIGHTS (ACTUAL)			
TOTAL PERSON NIGHTS (ACTUAL)	4721	294	242	4144	-	-
	100.0	6.2	5.1	87.8	-	-
TOTAL PERSON NIGHTS (WEIGHTED)	6063097	620679	398254	4896672	-	-
	100.0	10.2	6.6	80.8	-	-
HOTEL/ HOTEL/ RESORT/ LODGE	3952201	577856	171072	3136631	-	-
	65.2	89.9	43.0	64.1	-	-
	100.0	14.1	4.3	79.4	-	-
COMMERCIAL COTTAGE/ CABIN	153675	-	612	153063	-	-
	2.5	-2	.4	3.1	-	-
	100.0			99.6	-	-
BED AND BREAKFAST	31655	946	393	30116	-	-
	5.5	2	1	.6	-	-
	100.0	3.0	1.2	95.1	-	-
YOUTH HOSTEL	108989	7153	24554	77657	-	-
	1.8	1.2	6.2	1.6	-	-
	100.0	6.6	22.5	71.3	-	-
TOTAL ANY ROOFED	4246520	565955	196631	3397467	-	-
	70.0	91.2	49.4	69.4	-	-
	100.0	13.3	4.6	80.0	-	-
CAMPSITE/ TRAILER PARK	1333771	5853	48600	1287089	-	-
	22.0	.9	12.2	26.3	-	-
	100.0	.4	3.6	96.5	-	-
BACK COUNTRY CAMPING	54662	-	-	54662	-	-
	.9			1.1	-	-
	100.0			100.0	-	-
TOTAL ANY CAMPING	1388433	5853	48600	1341751	-	-
	22.9	.9	12.2	27.4	-	-
	100.0	.4	3.5	96.6	-	-
FRIENDS/ RELATIVES/ OWN VACATION HOME	277359	46628	152443	79366	-	-
	4.6	7.5	38.3	1.6	-	-
	100.0	16.8	55.0	28.6	-	-

* IF DISTRIBUTION OF NIGHTS NOT STATED BY RESPONDENT, # OF NIGHTS ALLOCATED TO SPECIFIC PARKS WITH OVERNIGHT ACCOMMODATION
 Continued

Q.138 ACCOMMODATION USED IN PARKS - TOTAL PARKS
 BASE: PERSON NIGHTS *
 BY MAIN PURPOSE OF PARKS VISIT

=====MAIN PURPOSE OF PARKS VISIT=====
 VACATION, RECREAT'L
 TOTAL BUSINESS PERSONAL VAC. HOME DAY-USE

NOT STATED	149610	2244	579	78087	-
	2.5	.4	.1	1.6	
	100.0	1.5	.4	52.2	

* IF DISTRIBUTION OF NIGHTS NOT STATED BY RESPONDENT, # OF NIGHTS ALLOCATED TO SPECIFIC PARKS WITH OVERNIGHT ACCOMMODATION

Q.13B ACCOMMODATION USED IN PARKS - TOTAL PARKS

BASE: PERSON NIGHTS *
BY PLACE OF RESIDENCE, MODE OF ENTRY

=====CANADA=====PLACE OF RESIDENCE=====OTHER COUNTRY=====MODE OF ENTRY=====

	CANADA				OTHER COUNTRY				MODE OF ENTRY				
	TOTAL CANADA	ALBERTA	B. C.	OTHER CANADA	U.S.A.	TOTAL OTHER	JAPAN	WEST GERMANY	ANY PRIVATE VEHICLE	R. V. BUS, TRAIN	SCHEDULED	CHARTER	
TOTAL PERSON NIGHTS (ACTUAL)	4721	2062	1091	355	616	1737	919	352	122	2437	234	1132	1152
	100.0	43.7	23.1	7.5	13.0	36.8	19.5	7.5	2.6	51.6	5.0	24.0	24.4
TOTAL PERSON NIGHTS (WEIGHTED)	6063097	3569101	2440721	344721	783659	1580505	901693	145415	370989	4935577	464217	452936	674584
	100.0	58.9	40.3	5.7	12.9	26.1	14.9	2.4	6.1	81.4	7.7	7.5	11.1
HOTEL/ MOTEL/ RESORT/ LODGE	3952201	2375471	1671653	167874	535944	1073420	503309	141514	126235	2966362	646	333304	652534
	65.2	66.6	68.5	48.7	68.4	67.9	55.8	97.3	34.0	60.1	-1	73.6	96.7
	100.0	60.1	42.3	4.2	13.6	27.2	12.7	3.6	3.2	75.1	*	8.4	16.5
COMMERCIAL COTTAGE/ CABIN	153675	70307	63249	4018	3040	75959	7409	452	-	129570	-	11452	12653
	2.5	2.0	2.6	1.2	.4	4.8	.8	.3	-	2.6	-	2.5	1.9
	100.0	45.8	41.2	2.6	2.0	49.4	4.8	.3	-	84.3	-	7.5	8.2
BED AND BREAKFAST	31655	9305	5771	1288	2247	17476	4874	1073	-	15557	-	10860	5238
	.5	.3	.2	.4	.3	1.1	.5	.7	-	.3	-	2.4	.8
	100.0	29.4	18.2	4.1	7.1	55.2	15.4	3.4	-	49.1	-	34.3	16.5
YOUTH HOSTEL	108989	46096	18919	2028	25149	10598	52296	402	397	58392	-	50597	-
	1.8	1.3	.8	.6	3.2	.7	5.8	.3	.1	1.2	-	11.2	-
	100.0	42.3	17.4	1.9	23.1	9.7	48.0	.4	.4	53.6	-	46.4	-
TOTAL ANY ROOFED	4246520	2501179	1759592	175208	566380	1177453	567888	143440	126631	3169882	646	406213	670425
	70.0	70.1	72.1	50.8	72.3	74.5	63.0	98.6	34.1	64.2	.1	89.7	99.4
	100.0	58.9	41.4	4.1	13.3	27.7	13.4	3.4	3.0	74.6	*	9.6	15.8
CAMPSITE/ TRAILER PARK	1333771	792342	523675	104974	163693	364973	164657	311	100734	1304305	388311	28419	1048
	22.0	22.2	21.5	30.5	20.9	23.1	18.3	.2	27.2	26.4	83.6	6.3	.2
	100.0	59.4	39.3	7.9	12.3	27.4	12.3	*	7.6	97.8	29.1	2.1	.1
BACK COUNTRY CAMPING	54662	22117	4843	15112	2163	7485	25060	249	987	47521	1323	7141	-
	.9	.6	.2	4.4	.3	.5	2.8	.2	.3	1.0	.3	1.6	-
	100.0	40.5	8.9	27.6	4.0	13.7	45.8	.5	1.8	86.9	2.4	13.1	-
TOTAL ANY CAMPING	1388433	814459	528518	120086	165856	372458	189717	560	101721	1351826	389634	35559	1048
	22.9	22.8	21.7	34.8	21.2	23.6	21.0	.4	27.4	27.4	83.9	7.9	.2
	100.0	58.7	38.1	8.6	11.9	26.8	13.7	*	7.3	97.4	28.1	2.6	.1
FRIENDS/ RELATIVES/ OWN VACATION HOME	277359	249507	148697	49387	51423	27816	36	-	-	266635	-	10273	452
	4.6	7.0	6.1	14.3	6.6	1.8	*	-	-	5.4	-	2.3	.1
	100.0	90.0	53.6	17.8	18.5	10.0	*	-	-	96.1	-	3.7	.2

* IF DISTRIBUTION OF NIGHTS NOT STATED BY RESPONDENT, # OF NIGHTS ALLOCATED TO SPECIFIC PARKS WITH OVERNIGHT ACCOMMODATION

Continued

Q.138 ACCOMMODATION USED IN PARKS - TOTAL PARKS

BASE: PERSON NIGHTS *
BY PLACE OF RESIDENCE, MODE OF ENTRY

NOT STATED	=====PLACE OF RESIDENCE=====				=====OTHER COUNTRY=====				=====MODE OF ENTRY=====			
	TOTAL CANADA	ALBERTA	B.C.	OTHER CANADA	U.S.A.	TOTAL OTHER	JAPAN	WEST GERMANY	ANY PRIVATE VEHICLE	R.V. BUS, TRAIN	SCHEDULED	CHARTER
149610	2781	2740	40	-	2778	144051	1415	142637	146060	73937	891	2660
2.5	.1	.1	*		.2	16.0	1.0	38.4	3.0	15.9	.2	.4
100.0	1.9	1.8	*		1.9	96.3	.9	95.3	97.6	49.4	.6	1.8

* IF DISTRIBUTION OF NIGHTS NOT STATED BY RESPONDENT, # OF NIGHTS ALLOCATED TO SPECIFIC PARKS WITH OVERNIGHT ACCOMMODATION

Q.13B ACCOMMODATION USED IN PARKS - TOTAL PARKS
 BASE: PERSON NIGHTS *
 BY PARKS AS MAIN DESTINATION OF ENTIRE TRIP, LENGTH OF STAY, SEASON

	PARKS MAIN											
	TOTAL	====DESTINATION====		==LENGTH OF STAY==			=====SEASON=====			=====SEASON=====		
	YES	NO	SAME-DAY	OVERNIGHT	SUMMER	FALL	WINTER	SPRING	FALL	WINTER	SPRING	
TOTAL PERSON NIGHTS (ACTUAL)	4721	3344	1361	-	4721	2798	693	639	591	591	591	
	100.0	70.8	28.8	100.0	59.3	14.7	13.5	13.5	12.5	12.5	12.5	
TOTAL PERSON NIGHTS (WEIGHTED)	6063097	4541125	1507933	-	6063097	2835200	521692	2055255	650950	650950	650950	
	100.0	74.9	24.9	100.0	46.8	8.6	33.9	33.9	10.7	10.7	10.7	
HOTEL/ MOTEL/ RESORT/ LODGE	3952201	3072678	865547	-	3952201	1287538	365324	1747676	551663	551663	551663	
	65.2	67.7	57.4	65.2	45.4	70.0	85.0	85.0	84.7	84.7	84.7	
	100.0	77.7	21.9	100.0	32.6	9.2	44.2	44.2	14.0	14.0	14.0	
COMMERCIAL COTTAGE/ CABIN	153675	126987	26688	-	153675	130438	9228	1660	12349	12349	12349	
	2.5	2.8	1.8	2.5	4.6	1.8	.1	.1	1.9	1.9	1.9	
	100.0	82.6	17.4	100.0	84.9	6.0	1.1	1.1	8.0	8.0	8.0	
BED AND BREAKFAST	31655	26184	5471	-	31655	27525	946	3086	98	98	98	
	.5	.6	.4	.5	1.0	.2	.2	.2	*	*	*	
	100.0	82.7	17.3	100.0	87.0	3.0	9.7	9.7	.3	.3	.3	
YOUTH HOSTEL	108989	78352	30637	-	108989	33624	7737	62364	5264	5264	5264	
	1.8	1.7	2.0	1.8	1.2	1.5	3.0	3.0	.8	.8	.8	
	100.0	71.9	28.1	100.0	30.9	7.1	57.2	57.2	4.8	4.8	4.8	
TOTAL ANY ROOFED	4246520	3304201	928343	-	4246520	1479124	383236	1814786	569374	569374	569374	
	70.0	72.8	61.6	70.0	52.2	73.5	88.3	88.3	87.5	87.5	87.5	
	100.0	77.8	21.9	100.0	34.8	9.0	42.7	42.7	13.4	13.4	13.4	
CAMPSITE/ TRAILER PARK	1333771	893878	439893	-	1333771	1094654	111395	66627	61096	61096	61096	
	22.0	19.7	29.2	22.0	38.6	21.4	3.2	3.2	9.4	9.4	9.4	
	100.0	67.0	33.0	100.0	82.1	8.4	5.0	5.0	4.6	4.6	4.6	
BACK COUNTRY CAMPING	54662	49452	5210	-	54662	22533	21934	10195	-	-	-	
	.9	1.1	.3	.9	.8	4.2	.5	.5	-	-	-	
	100.0	90.5	9.5	100.0	41.2	40.1	18.7	18.7	-	-	-	
TOTAL ANY CAMPING	1388433	943330	445103	-	1388433	1117187	133329	76822	61096	61096	61096	
	22.9	20.8	29.5	22.9	39.4	25.6	3.7	3.7	9.4	9.4	9.4	
	100.0	67.9	32.1	100.0	80.5	9.6	5.5	5.5	4.4	4.4	4.4	
FRIENDS/ RELATIVES/ OMN VACATION HOME	277359	144025	133272	-	277359	90912	2319	163647	20481	20481	20481	
	4.6	3.2	8.8	4.6	3.2	.4	8.0	8.0	3.1	3.1	3.1	
	100.0	51.9	48.1	100.0	32.8	.8	59.0	59.0	7.4	7.4	7.4	

* IF DISTRIBUTION OF NIGHTS NOT STATED BY RESPONDENT, # OF NIGHTS ALLOCATED TO SPECIFIC PARKS WITH OVERNIGHT ACCOMMODATION

Continued

Q.138 ACCOMMODATION USED IN PARKS - TOTAL PARKS
 BASE: PERSON NIGHTS *
 BY PARKS AS MAIN DESTINATION OF ENTIRE TRIP, LENGTH OF STAY, SEASON

TOTAL	PARKS MAIN		=====SEASON=====			
	DESTINATION	NO SAME-DAY OVERNIGHT	SUMMER	FALL	WINTER	SPRING
149610	149570	40	149610	146802	2808	-
2.5	3.3	*	2.5	5.2	.5	
100.0	100.0	*	100.0	98.1	1.9	

NOT STATED

* IF DISTRIBUTION OF NIGHTS NOT STATED BY RESPONDENT, # OF NIGHTS ALLOCATED TO SPECIFIC PARKS WITH OVERNIGHT ACCOMMODATION

Q.13B ACCOMMODATION USED IN PARKS - TOTAL PARKS

BASE: PERSON NIGHTS *
BY TYPE OF EXPENDITURE, OVERALL RATING OF PARKS VISIT

	=====PARTY EXPENDITURE=====				=====OVERALL RATING=====			
	TOTAL PERSON NIGHTS (ACTUAL)	DIRECT ANY PRE-EXPENDITURE ONLY	PAID EXPENDITURE	PREPAID PACKAGE	EXCELLENT	VERY GOOD	GOOD, FAIR	POOR
TOTAL PERSON NIGHTS (ACTUAL)	4721	2970	1672	1447	2853	1362	394	8.3
TOTAL PERSON NIGHTS (WEIGHTED)	6063097	4319482	1622857	1094251	3228357	2085340	664384	11.0
HOTEL/ MOTEL/ RESORT/ LODGE	3952201	2366395	1539200	1051069	2043961	1440344	420340	10.6
	65.2	54.8	94.8	96.1	63.3	69.1	63.0	30.3
	100.0	59.9	38.9	26.6	51.7	36.4	10.6	
COMMERCIAL COTTAGE/ CABIN	153675	135868	17443	16266	127660	22608	3043	5.5
	2.5	3.1	1.1	1.5	4.0	1.1	1.5	2.0
	100.0	88.4	11.4	10.6	83.1	14.7	2.0	
BED AND BREAKFAST	31655	23092	8563	8563	22053	7808	1795	3.3
	.5	.5	.5	.8	.7	.4	.3	5.7
	100.0	72.9	27.1	27.1	69.7	24.7	5.7	
YOUTH HOSTEL	108989	95331	13658	-	59324	25847	23495	3.5
	1.8	2.2	.8		1.8	1.2	3.5	21.6
	100.0	87.5	12.5		54.4	23.7	21.6	
TOTAL ANY ROOFED	4246520	2620686	1578863	1075897	2252998	1496606	448672	10.6
	70.0	60.7	97.3	98.3	69.8	71.8	67.5	10.6
	100.0	61.7	37.2	25.3	53.1	35.2	10.6	
CAMPSITE/ TRAILER PARK	1333771	1256007	6196	4471	732275	420025	156369	11.7
	22.0	29.1	.4	.4	22.7	20.1	23.5	11.7
	100.0	94.2	.5	.3	54.9	31.5	11.7	
BACK COUNTRY CAMPING	54662	38908	15685	11024	34989	13303	5240	9.6
	.9	.9	1.0	1.0	1.1	.6	.8	9.6
	100.0	71.2	28.7	20.2	64.0	24.3	9.6	
TOTAL ANY CAMPING	1388433	1294916	21881	15496	767263	433329	161608	11.6
	22.9	30.0	1.3	1.4	23.8	20.8	24.3	11.6
	100.0	93.3	1.6	1.1	55.3	31.2	11.6	
FRIENDS/ RELATIVES/ OWN VACATION HOME	277359	256040	19167	452	128332	84610	54103	8.1
	4.6	5.9	1.2	*	4.0	4.1	8.1	19.5
	100.0	92.3	6.9	.2	46.3	30.5	19.5	

* IF DISTRIBUTION OF NIGHTS NOT STATED BY RESPONDENT, # OF NIGHTS ALLOCATED TO SPECIFIC PARKS WITH OVERNIGHT ACCOMMODATION
Continued

Q.13B ACCOMMODATION USED IN PARKS - TOTAL PARKS

BASE: PERSON NIGHTS *

BY TYPE OF EXPENDITURE, OVERALL RATING OF PARKS VISIT

=====PARTY EXPENDITURE=====		=====OVERALL RATING=====			
DIRECT	ANY PRE-				
EXPENDI-	PAID EXP-	PACKAGE	EXCELLENT		
TURE ONLY	ENDITURE	EXCELLENT	VERY GOOD		
		VERY GOOD	, POOR		
149610	146665	2945	2407	78589	70795
2.5	3.4	.2	.2	2.4	3.4
100.0	98.0	2.0	1.6	52.5	47.3

NOT STATED

* IF DISTRIBUTION OF NIGHTS NOT STATED BY RESPONDENT, # OF NIGHTS ALLOCATED TO SPECIFIC PARKS WITH OVERNIGHT ACCOMMODATION

Q.13B ACCOMMODATION USED IN PARKS - BANFF
 BASE: PERSON NIGHTS IN BANFF *
 BY MAIN PURPOSE OF PARKS VISIT

	=====MAIN PURPOSE OF PARKS VISIT=====			
	TOTAL	BUSINESS	PERSONAL	VACATION, RECREAT'L VAC. HOME DAY-USE
TOTAL PERSON NIGHTS IN BANFF (ACTUAL)	2808	197	102	2469
	100.0	7.0	3.6	87.9
TOTAL PERSON NIGHTS IN BANFF (WEIGHTED)	3683280	475609	183405	2915582
	100.0	12.9	5.0	79.2
HOTEL/ MOTEL/ RESORT/ LODGE	2784168	461864	112344	2139296
	75.6	97.1	61.3	73.4
	100.0	16.6	4.0	76.8
COMMERCIAL COTTAGE/ CABIN	46546	-	262	46285
	1.3	-	.1	1.6
	100.0	-	.6	99.4
BED AND BREAKFAST	19043	473	-	18371
	.5	.1	-	.6
	100.0	2.5	-	96.5
YOUTH HOSTEL	105512	7153	24456	74406
	2.9	1.5	13.3	2.6
	100.0	6.8	23.2	70.5
TOTAL ANY ROOFED	2955269	469489	137061	2278358
	80.2	98.7	74.7	78.1
	100.0	15.9	4.6	77.1
CAMPSITE/ TRAILER PARK	577315	1725	10536	562260
	15.7	.4	5.7	19.3
	100.0	.3	1.8	97.4
BACK COUNTRY CAMPING	22434	-	-	22434
	.6	-	-	.8
	100.0	-	-	100.0
TOTAL ANY CAMPING	599748	1725	10536	584694
	16.3	.4	5.7	20.1
	100.0	.3	1.8	97.5
FRIENDS/ RELATIVES/ OWN VACATION HOME	86569	2152	35807	48605
	2.4	.5	19.5	1.7
	100.0	2.5	41.4	56.1

* IF DISTRIBUTION OF NIGHTS NOT STATED BY RESPONDENT, # OF NIGHTS ALLOCATED TO SPECIFIC PARKS WITH OVERNIGHT ACCOMMODATION
 Continued

0.13B ACCOMMODATION USED IN PARKS - BANFF
BASE: PERSON NIGHTS IN BANFF *
BY MAIN PURPOSE OF PARKS VISIT

=====MAIN PURPOSE OF PARKS VISIT=====

TOTAL	BUSINESS	PERSONAL	VAC. HOME	RECREAT'L	DAY-USE
40519	2244	-	3925	-	-
1.1	.5	-	.1	-	-
100.0	5.5	-	9.7	-	-

NOT STATED

* IF DISTRIBUTION OF NIGHTS NOT STATED BY RESPONDENT, # OF NIGHTS ALLOCATED TO SPECIFIC PARKS WITH OVERNIGHT ACCOMMODATION

Q.138 ACCOMMODATION USED IN PARKS - BANFF

BASE: PERSON NIGHTS IN BANFF *

BY PLACE OF RESIDENCE, MODE OF ENTRY

	=====PLACE OF RESIDENCE=====										=====OTHER COUNTRY=====				=====MODE OF ENTRY=====			
	TOTAL	TOTAL CANADA	ALBERTA	B.C.	OTHER CANADA	U.S.A.	TOTAL OTHER	JAPAN	WEST GERMANY	ANY PRIVATE VEHICLE	R.V. BUS, TRAIN	SCHEDULED	CHARTER					
TOTAL PERSON NIGHTS IN BANFF (ACTUAL)	2808	1091	588	126	377	1077	640	278	49	1253	61	791	764					
	100.0	38.9	20.9	4.5	13.4	38.4	22.8	9.9	1.7	44.6	2.2	28.2	27.2					
TOTAL PERSON NIGHTS IN BANFF (WEIGHTED)	3683280	2297560	1650219	128167	519173	890991	494729	121641	112658	2911512	89828	347873	423895					
	100.0	62.4	44.8	3.5	14.1	24.2	13.4	3.3	3.1	79.0	2.4	9.4	11.5					
HOTEL/ MOTEL/ RESORT/ LODGE	2784168	1739263	1279563	93939	365761	704522	340383	119367	62699	2110683	-	261904	411581					
	75.6	75.7	77.5	73.3	70.5	79.1	68.8	98.1	55.7	72.5	-	75.3	97.1					
	100.0	62.5	46.0	3.4	13.1	25.3	12.2	4.3	2.3	75.8	-	9.4	14.8					
COMMERCIAL COTTAGE/ CABIN	46546	35099	35099	-	-	8575	2872	452	-	37341	-	4563	4642					
	1.3	1.5	2.1	-	-	1.0	.6	.4	-	1.3	-	1.3	1.1					
	100.0	75.4	75.4	-	-	18.4	6.2	1.0	-	80.2	-	9.8	10.0					
BED AND BREAKFAST	19043	3498	2438	-	1060	11718	3826	522	-	5807	-	7998	5238					
	.5	.2	.1	-	.2	1.3	.8	.4	-	.2	-	2.3	1.2					
	100.0	18.4	12.8	1.9	5.6	61.5	20.1	2.7	-	30.5	-	42.0	27.5					
YOUTH HOSTEL	105512	45967	18919	2028	25020	10514	49030	402	307	57066	-	48446	-					
	2.9	2.0	1.1	1.6	4.8	1.2	9.9	.3	.3	2.0	-	13.9	-					
	100.0	43.6	17.9	1.9	23.7	10.0	46.5	.4	.3	54.1	-	45.9	-					
TOTAL ANY ROOFED	2955269	1823828	1336020	95967	391842	735330	396112	120742	63005	2210897	-	322911	421461					
	80.2	79.4	81.0	74.9	75.5	82.5	80.1	99.3	55.9	75.9	-	92.8	99.4					
	100.0	61.7	45.2	3.2	13.3	24.9	13.4	4.1	2.1	74.8	-	10.9	14.3					
CAMPSITE/ TRAILER PARK	577315	381514	228877	30528	122110	148180	47621	-	14315	565103	89828	12211	-					
	15.7	16.6	13.9	23.8	23.5	16.6	9.6	-	12.7	19.4	100.0	3.5	-					
	100.0	66.1	39.6	5.3	21.2	25.7	8.2	-	2.5	97.9	15.6	2.1	-					
BACK COUNTRY CAMPING	22434	1734	-	69	1665	4703	15997	249	987	15790	-	6643	-					
	.6	.1	.1	.1	.3	.5	3.2	.2	.9	.5	-	1.9	-					
	100.0	7.7	-	.3	7.4	21.0	71.3	1.1	4.4	70.4	-	29.6	-					
TOTAL ANY CAMPING	599748	383248	228877	30596	123775	152883	63618	249	15302	580894	89828	18855	-					
	16.3	16.7	13.9	23.9	23.8	17.2	12.9	.2	13.6	20.0	100.0	5.4	-					
	100.0	63.9	38.2	5.1	20.6	25.5	10.6	*	2.6	96.9	15.0	3.1	-					
FRIENDS/ RELATIVES/ OWN VACATION HOME	86569	86569	81408	1605	3556	-	-	-	-	80774	-	5796	-					
	2.4	3.8	4.9	1.3	.7	-	-	-	-	2.8	-	1.7	-					
	100.0	100.0	94.0	1.9	4.1	-	-	-	-	93.3	-	6.7	-					

* IF DISTRIBUTION OF NIGHTS NOT STATED BY RESPONDENT, # OF NIGHTS ALLOCATED TO

SPECIFIC PARKS WITH OVERNIGHT ACCOMMODATION

Continued

Q.13B ACCOMMODATION USED IN PARKS - BANFF
 BASE: PERSON NIGHTS IN BANFF *
 BY PLACE OF RESIDENCE, MODE OF ENTRY

NOT STATED	=====PLACE OF RESIDENCE=====				=====OTHER COUNTRY=====				=====MODE OF ENTRY=====				
	TOTAL	TOTAL CANADA	ALBERTA	B.C.	OTHER CANADA	U.S.A.	TOTAL OTHER	JAPAN	WEST GERMANY	ANY PRIVATE VEHICLE	R.V. BUS, TRAIN	SCHEDULED	CHARTER
40519	2740	2740	2740	-	-	2778	35000	650	34350	37773	-	311	2434
1.1	.1	.1	.2		.3	7.1		.5	30.5	1.3		.1	.6
100.0	6.8	6.8	6.8		6.9	86.4		1.6	84.8	93.2		.8	6.0

* IF DISTRIBUTION OF NIGHTS NOT STATED BY RESPONDENT, # OF NIGHTS ALLOCATED TO SPECIFIC PARKS WITH OVERNIGHT ACCOMMODATION

Q.13B ACCOMMODATION USED IN PARKS - BANFF
 BASE: PERSON NIGHTS IN BANFF *
 BY PARKS AS MAIN DESTINATION OF ENTIRE TRIP, LENGTH OF STAY, SEASON

	PARKS MAIN			=====SEASON=====				
	TOTAL	YES	NO	SAME-DAY OVERNIGHT	SUMMER	FALL	WINTER	SPRING
TOTAL PERSON NIGHTS IN BANFF (ACTUAL)	2808	2042	755	-	1500	469	460	379
	100.0	72.7	26.9	100.0	53.4	16.7	16.4	13.5
TOTAL PERSON NIGHTS IN BANFF (WEIGHTED)	3683280	2862891	811423	-	3683280	359944	1544118	417632
	100.0	77.7	22.0	100.0	37.0	9.8	41.9	11.3
HOTEL/ MOTEL/ RESORT/ LODGE	2784168	2153385	621878	-	2784168	257213	1384476	362761
	75.6	75.2	76.6	75.6	57.3	71.5	89.7	86.9
	100.0	77.3	22.3	100.0	28.0	9.2	49.7	13.0
COMMERCIAL COTTAGE/ CABIN	46546	37264	9282	-	46546	452	1660	12349
	1.3	1.3	1.1	1.3	2.4	.1	.1	3.0
	100.0	80.1	19.9	100.0	68.9	1.0	3.6	26.5
BED AND BREAKFAST	19043	15739	3304	-	19043	473	49	-
	.5	.5	.4	.5	1.4	.1	*	-
	100.0	82.6	17.4	100.0	97.3	2.5	.3	-
YOUTH HOSTEL	105512	75982	29529	-	105512	6274	61592	4786
	2.9	2.7	3.6	2.9	2.4	1.7	4.0	1.1
	100.0	72.0	28.0	100.0	31.1	5.9	58.4	4.5
TOTAL ANY ROOFED	2955269	2282371	663994	-	2955269	264411	1447777	379896
	80.2	79.7	81.8	80.2	63.4	73.5	93.8	91.0
	100.0	77.2	22.5	100.0	29.2	8.9	49.0	12.9
CAMPSITE/ TRAILER PARK	577315	435399	141915	-	577315	79055	19649	36630
	15.7	15.2	17.5	15.7	32.5	22.0	1.3	8.8
	100.0	75.4	24.6	100.0	76.6	13.7	3.4	6.3
BACK COUNTRY CAMPING	22434	21499	935	-	22434	13896	-	-
	.6	.8	.1	.6	.6	3.9	-	-
	100.0	95.8	4.2	100.0	38.1	61.9	-	-
TOTAL ANY CAMPING	599748	456899	142850	-	599748	92951	19649	36630
	16.3	16.0	17.6	16.3	33.1	25.8	1.3	8.8
	100.0	76.2	23.8	100.0	75.1	15.5	3.3	6.1
FRIENDS/ RELATIVES/ OWN VACATION HOME	86569	83103	3405	-	86569	8772	76691	1107
	2.4	2.9	.4	2.4	.6	-	5.0	.3
	100.0	96.0	3.9	100.0	10.1	-	88.6	1.3

* IF DISTRIBUTION OF NIGHTS NOT STATED BY RESPONDENT, # OF NIGHTS ALLOCATED TO SPECIFIC PARKS WITH OVERNIGHT ACCOMMODATION
 Continued

Q.13B ACCOMMODATION USED IN PARKS - BANFF
 BASE: PERSON NIGHTS IN BANFF *
 BY PARKS AS MAIN DESTINATION OF ENTIRE TRIP, LENGTH OF STAY, SEASON

NOT STATED	PARKS MAIN		SEASON			
	YES	NO	SUMMER	FALL	WINTER	SPRING
40519	40519	-	37936	2582	-	-
1.1	1.4	-	2.8	.7	-	-
100.0	100.0	-	93.6	6.4	-	-
TOTAL	=====	=====	=====	=====	=====	=====

* IF DISTRIBUTION OF NIGHTS NOT STATED BY RESPONDENT, # OF NIGHTS ALLOCATED TO SPECIFIC PARKS WITH OVERNIGHT ACCOMMODATION

Q.13B ACCOMMODATION USED IN PARKS - BANFF

BASE: PERSON NIGHTS IN BANFF *

BY TYPE OF EXPENDITURE, OVERALL RATING OF PARKS VISIT

	=====PARTY EXPENDITURE=====			=====OVERALL RATING=====				
	DIRECT TOTAL TURE ONLY	ANY PRE- PAID EXP- ENDITURE	PREPAID PACKAGE	EXCELLENT	VERY GOOD	GOOD	FAIR	POOR
TOTAL PERSON NIGHTS IN BANFF (ACTUAL)	2808	1629	1121	965	1709	826	218	7.8
	100.0	58.0	39.9	34.4	60.9	29.4		
TOTAL PERSON NIGHTS IN BANFF (WEIGHTED)	3683280	2545495	1088185	772212	1920320	1384854	341189	9.3
	100.0	69.1	29.5	21.0	52.1	37.6		
HOTEL/ HOTEL/ RESORT/ LODGE	2784168	1711476	1030276	752096	1411501	1116233	226605	
	75.6	67.2	94.7	97.4	73.5	80.6	66.4	
	100.0	61.5	37.0	27.0	50.7	40.1	8.1	
COMMERCIAL COTTAGE/ CABIN	46546	39762	6785	6449	35295	11252	-	
	1.3	1.6	.6	.8	1.8	.8		
	100.0	85.4	14.6	13.9	75.8	24.2		
BED AND BREAKFAST	19043	10480	8563	8563	12678	5568	796	
	.5	.4	.8	1.1	.7	.4	.2	
	100.0	55.0	45.0	45.0	66.6	29.2	4.2	
YOUTH HOSTEL	105512	91854	13658	-	56708	25083	23397	
	2.9	3.6	1.3		3.0	1.8	6.9	
	100.0	87.1	12.9		53.7	23.8	22.2	
TOTAL ANY ROOFED	2955269	1853572	1059282	767108	1516183	1158135	250798	
	80.2	72.8	97.3	99.3	79.0	83.6	73.5	
	100.0	62.7	35.8	26.0	51.3	39.2	8.5	
CAMPSITE/ TRAILER PARK	577315	569853	2497	1868	349080	133597	87873	
	15.7	22.4	.2	.2	18.2	9.6	25.8	
	100.0	98.7	.4	.3	60.5	23.1	15.2	
BACK COUNTRY CAMPING	22434	16875	5490	829	16534	5900	-	
	.6	.7	.5	.1	.9	.4		
	100.0	75.2	24.5	3.7	73.7	26.3		
TOTAL ANY CAMPING	599748	586728	7987	2697	365614	139497	87873	
	16.3	23.0	.7	.3	19.0	10.1	25.8	
	100.0	97.8	1.3	.4	61.0	23.3	14.7	
FRIENDS/ RELATIVES/ OWN VACATION HOME	86569	65909	18509	-	33276	50776	2518	
	2.4	2.6	1.7		1.7	3.7	.7	
	100.0	76.1	21.4		38.4	58.7	2.9	

* IF DISTRIBUTION OF NIGHTS NOT STATED BY RESPONDENT, # OF NIGHTS ALLOCATED TO SPECIFIC PARKS WITH OVERNIGHT ACCOMMODATION

Continued

Q.138 ACCOMMODATION USED IN PARKS - BANFF
 BASE: PERSON NIGHTS IN BANFF *
 BY TYPE OF EXPENDITURE, OVERALL RATING OF PARKS VISIT

	=====PARTY EXPENDITURE=====		=====OVERALL RATING=====			
	DIRECT EXPENDI- TURE ONLY	ANY PRE- PAID EXP- ENDITURE	PREPAID PACKAGE	EXCELLENT	VERY GOOD	GOOD, FAIR , POOR
NOT STATED	40519	38112	2407	4073	36445	-
	1.1	1.5	.2	.3	.2	2.6
	100.0	94.1	5.9	10.1	89.9	

* IF DISTRIBUTION OF NIGHTS NOT STATED BY RESPONDENT, # OF NIGHTS ALLOCATED TO SPECIFIC PARKS WITH OVERNIGHT ACCOMMODATION

Q.13B ACCOMMODATION USED IN PARKS - JASPER
 BASE: PERSON NIGHTS IN JASPER *
 BY MAIN PURPOSE OF PARKS VISIT

	=====MAIN PURPOSE OF PARKS VISIT=====			-
	TOTAL	BUSINESS PERSONAL	VACATION, RECREAT'L	
		VAC. HOME	DAY-USE	
TOTAL PERSON NIGHTS JASPER (ACTUAL)	1564	89	123	1354
	100.0	5.7	7.9	86.6
TOTAL PERSON NIGHTS JASPER (WEIGHTED)	1839913	105466	195279	1501275
	100.0	5.7	10.6	81.6
HOTEL/ MOTEL/ RESORT/ LODGE	970104	58618	53327	842968
	52.7	55.6	27.3	56.2
	100.0	6.0	5.5	86.9
COMMERCIAL COTTAGE/ CABIN	94379	-	350	94029
	5.1	.2	.4	6.3
	100.0	.4	.4	99.6
BED AND BREAKFAST	11492	473	393	10625
	.6	.4	.2	.7
	100.0	4.1	3.4	92.5
YOUTH HOSTEL	3349	-	98	3251
	.2	.1	.2	.2
	100.0	2.9	97.1	
TOTAL ANY ROOFED	1079324	59091	54169	950873
	58.7	56.0	27.7	63.3
	100.0	5.5	5.0	88.1
CAMPSITE/ TRAILER PARK	522504	4129	26778	502162
	28.4	3.9	13.7	33.4
	100.0	.8	5.1	96.1
BACK COUNTRY CAMPING	22463	-	-	22463
	1.2	-	-	1.5
	100.0	-	-	100.0
TOTAL ANY CAMPING	544967	4129	26778	524625
	29.6	3.9	13.7	34.9
	100.0	.8	4.9	96.3
FRIENDS/ RELATIVES/ OWN VACATION HOME	181231	42246	114291	25777
	9.8	40.1	58.5	1.7
	100.0	23.3	63.1	14.2

* IF DISTRIBUTION OF NIGHTS NOT STATED BY RESPONDENT, # OF NIGHTS ALLOCATED TO SPECIFIC PARKS WITH OVERNIGHT ACCOMMODATION

Continued

Q.138 ACCOMMODATION USED IN PARKS - JASPER

BASE: PERSON NIGHTS IN JASPER *
BY MAIN PURPOSE OF PARKS VISIT

=====MAIN PURPOSE OF PARKS VISIT=====
VACATION, RECREAT'L
TOTAL BUSINESS PERSONAL VAC. HOME DAY-USE

34391	-	40	.
1.9	*	*	.
100.0		.1	

NOT STATED

* IF DISTRIBUTION OF NIGHTS NOT STATED BY RESPONDENT, # OF NIGHTS ALLOCATED TO SPECIFIC PARKS WITH OVERNIGHT ACCOMMODATION

CUSTOMER/TOURANT & ASSOCIATES LTD.

Q.13B ACCOMMODATION USED IN PARKS - JASPER
BASE: PERSON NIGHTS IN JASPER *
BY PLACE OF RESIDENCE, MODE OF ENTRY

	=====PLACE OF RESIDENCE=====										=====OTHER COUNTRY=====				=====MODE OF ENTRY=====			
	TOTAL CANADA		ALBERTA	B. C.	OTHER CANADA	U.S.A.	TOTAL OTHER	JAPAN	WEST GERMANY	ANY PRIVATE VEHICLE	R. V., BUS, TRAIN	SCHEDULED	CHARTER					
TOTAL PERSON NIGHTS JASPER (ACTUAL)	1564	815	420	203	192	514	232	70	49	918	75	294	352					
	100.0	52.1	26.9	13.0	12.3	32.9	14.8	4.5	3.1	58.7	4.8	18.8	22.5					
TOTAL PERSON NIGHTS JASPER (WEIGHTED)	1839913	1043542	618514	185348	239679	504329	280243	23009	169776	1514120	149978	91918	233875					
	100.0	56.7	33.6	10.1	13.0	27.4	15.2	1.3	9.2	82.3	8.2	5.0	12.7					
HOTEL/ MOTEL/ RESORT/ LODGE	970104	508968	294147	57313	157508	322865	138270	22147	63536	674481	646	69686	225937					
	52.7	48.8	47.6	30.9	65.7	64.0	49.3	96.3	37.4	44.5	.4	75.8	96.6					
	100.0	52.5	30.3	5.9	16.2	33.3	14.3	2.3	6.5	69.5	.1	7.2	23.3					
COMMERCIAL COTTAGE/ CABIN	94379	29085	26356	-	2729	62973	2321	-	-	84428	-	3512	6439					
	5.1	2.8	4.3	-	1.1	12.5	.8	-	-	5.6	-	3.8	2.8					
	100.0	30.8	27.9	-	2.9	66.7	2.5	-	-	89.5	-	3.7	6.8					
BED AND BREAKFAST	11492	4687	3332	1288	66	5758	1047	551	-	9750	-	1742	-					
	.6	.4	.5	.7	*	1.1	.4	2.4	-	.6	-	1.9	-					
	100.0	40.8	29.0	11.2	.6	50.1	9.1	4.8	-	84.8	-	15.2	-					
YOUTH HOSTEL	3369	-	-	-	-	84	3266	-	90	1326	-	2023	-					
	.2	-	-	-	-	*	1.2	-	.1	.1	-	2.2	-					
	100.0	-	-	-	-	2.5	97.5	-	2.7	39.6	-	60.4	-					
TOTAL ANY ROOFED	1079324	542740	323835	58602	160303	391680	144904	22698	63626	769986	646	76962	232376					
	58.7	52.0	52.4	31.6	66.9	77.7	51.7	98.6	37.5	50.9	.4	83.7	99.4					
	100.0	50.3	30.0	5.4	14.9	36.3	13.4	2.1	5.9	71.3	.1	7.1	21.5					
CAMPSITE/ TRAILER PARK	522504	328820	224892	67434	36493	83886	98000	311	71801	510395	149332	11061	1048					
	28.4	31.5	36.4	36.4	15.2	16.6	35.0	1.4	42.3	33.7	99.6	12.0	.4					
	100.0	62.9	43.0	12.9	7.0	16.1	18.8	.1	13.7	97.7	28.6	2.1	.2					
BACK COUNTRY CAMPING	22463	18563	4843	13720	-	948	2952	-	-	22463	-	-	-					
	1.2	1.8	.8	7.4	-	.2	1.1	-	-	1.5	-	-	-					
	100.0	82.6	21.6	61.1	-	4.2	13.1	-	-	100.0	-	-	-					
TOTAL ANY CAMPING	544967	347382	229735	81154	36493	84834	100953	311	71801	532858	149332	11061	1048					
	29.6	33.3	37.1	43.8	15.2	16.8	36.0	1.4	42.3	35.2	99.6	12.0	.4					
	100.0	63.7	42.2	14.9	6.7	15.6	18.5	.1	13.2	97.8	27.4	2.0	.2					
FRIENDS/ RELATIVES/ OWN VACATION HOME	181231	153379	64944	45553	42883	27816	36	-	-	176925	-	3854	452					
	9.8	14.7	10.5	24.6	17.9	5.5	*	-	-	11.7	-	4.2	.2					
	100.0	84.6	35.8	25.1	23.7	15.3	*	-	-	97.6	-	2.1	.2					

* IF DISTRIBUTION OF NIGHTS NOT STATED BY RESPONDENT, # OF NIGHTS ALLOCATED TO SPECIFIC PARKS WITH OVERNIGHT ACCOMMODATION

Continued

Q.13B ACCOMMODATION USED IN PARKS - JASPER

BASE: PERSON NIGHTS IN JASPER *

BY PLACE OF RESIDENCE, MODE OF ENTRY

	=====CANADA=====				=====PLACE OF RESIDENCE=====				=====OTHER COUNTRY=====				=====MODE OF ENTRY=====			
	TOTAL CANADA	ALBERTA	B. C.	OTHER CANADA	U.S.A.	TOTAL OTHER	JAPAN	WEST GERMANY	ANY PRIVATE VEHICLE	R. V. BUS, TRAIN	SCHEDULED	CHARTER				
NOT STATED	34391	40	40	-	-	34350	-	34350	34350	-	40	-				
	1.9	*	*			12.3		20.2	2.3		*					
	100.0	.1	.1			99.9		99.9	99.9		.1					

* IF DISTRIBUTION OF NIGHTS NOT STATED BY RESPONDENT, # OF NIGHTS ALLOCATED TO SPECIFIC PARKS WITH OVERNIGHT ACCOMMODATION

Q.13B ACCOMMODATION USED IN PARKS - JASPER

BASE: PERSON NIGHTS IN JASPER *
BY PARKS AS MAIN DESTINATION OF ENTIRE TRIP, LENGTH OF STAY, SEASON

	PARKS MAIN				=====SEASON=====			
	TOTAL	DESTINATION	LENGTH OF STAY	SAME-DAY OVERNIGHT	SUMMER	FALL	WINTER	SPRING
	YES	NO	NO	SAME-DAY OVERNIGHT	SUMMER	FALL	WINTER	SPRING
TOTAL PERSON NIGHTS JASPER (ACTUAL)	1564	1119	440	-	1564	1019	163	190
	100.0	71.5	28.1	100.0	65.2	12.3	10.4	12.1
TOTAL PERSON NIGHTS JASPER (WEIGHTED)	1839913	1413408	421433	-	1839913	1088255	425688	211312
	100.0	76.8	22.9	100.0	59.1	6.2	23.1	11.5
HOTEL/ MOTEL/ RESORT/ LODGE	970104	819322	145710	-	970104	439644	75400	175870
	52.7	58.0	34.6	52.7	40.4	65.8	65.6	83.2
	100.0	84.5	15.0	100.0	45.3	7.8	28.8	18.1
COMMERCIAL COTTAGE/ CABIN	94379	83097	11283	-	94379	89620	4759	-
	5.1	5.9	2.7	5.1	8.2	4.2	-	-
	100.0	88.0	12.0	100.0	95.0	5.0	-	-
BED AND BREAKFAST	11492	9947	1544	-	11492	7884	473	3037
	-6	-7	-4	-6	-7	-4	-7	*
	100.0	86.6	13.4	100.0	68.6	4.1	26.4	.9
YOUTH HOSTEL	3349	2370	979	-	3349	635	1463	772
	-2	-2	-2	-2	-1	1.3	-2	478
	100.0	70.8	29.2	100.0	19.0	43.7	23.1	14.3
TOTAL ANY ROOFED	1079324	914736	159517	-	1079324	537783	82096	176446
	58.7	64.7	37.9	58.7	49.4	71.6	66.5	83.5
	100.0	84.8	14.8	100.0	49.8	7.6	26.2	16.3
CAMPSITE/ TRAILER PARK	522504	391976	130528	-	522504	430928	28315	45539
	28.4	27.7	31.0	28.4	39.6	24.7	10.7	8.4
	100.0	75.0	25.0	100.0	82.5	5.4	8.7	3.4
BACK COUNTRY CAMPING	22463	19511	2952	-	22463	10341	1927	10195
	1.2	1.4	.7	1.2	1.0	1.7	2.4	-
	100.0	86.9	13.1	100.0	46.0	8.6	45.4	-
TOTAL ANY CAMPING	544967	411487	133480	-	544967	441269	30243	55734
	29.6	29.1	31.7	29.6	40.5	26.4	13.1	8.4
	100.0	75.5	24.5	100.0	81.0	5.5	10.2	3.3
FRIENDS/ RELATIVES/ OWN VACATION HOME	181231	52835	128596	-	181231	74812	2319	86956
	9.8	3.7	30.5	9.8	6.9	2.0	20.4	8.1
	100.0	29.2	70.8	100.0	41.3	1.3	48.0	9.5

* IF DISTRIBUTION OF NIGHTS NOT STATED BY RESPONDENT, # OF NIGHTS ALLOCATED TO SPECIFIC PARKS WITH OVERNIGHT ACCOMMODATION

Continued

Q. 138 ACCOMMODATION USED IN PARKS - JASPER
 BASE: PERSON NIGHTS IN JASPER *
 BY PARKS AS MAIN DESTINATION OF ENTIRE TRIP, LENGTH OF STAY, SEASON

TOTAL	PARKS MAIN		==LENGTH OF STAY==		=====SEASON=====			
	DESTINATION YES	NO	SAME-DAY OVERNIGHT	OVERNIGHT	SUMMER	FALL	WINTER	SPRING
34391	34350	40	-	34391	34391	-	-	-
1.9	2.4	*	-	1.9	3.2	-	-	-
100.0	99.9	.1	-	100.0	100.0	-	-	-

NOT STATED

* IF DISTRIBUTION OF NIGHTS NOT STATED BY RESPONDENT, # OF NIGHTS ALLOCATED TO SPECIFIC PARKS WITH OVERNIGHT ACCOMMODATION

Q.138 ACCOMMODATION USED IN PARKS - JASPER
 BASE: PERSON NIGHTS IN JASPER *
 BY TYPE OF EXPENDITURE, OVERALL RATING OF PARKS VISIT

	=====PARTY EXPENDITURE=====				=====OVERALL RATING=====			
	TOTAL TUBE ONLY	DIRECT ANY PRE- EXPENDI- PAID EXP- ENDITURE	PREPAID PACKAGE	ANY EXP- ENDITURE	EXCELLENT	VERY GOOD	GOOD, FAIR	, POOR
TOTAL PERSON NIGHTS JASPER (ACTUAL)	1564 100.0	1050 67.1	493 31.5	440 28.1	907 58.0	471 30.1	148 9.5	
TOTAL PERSON NIGHTS JASPER (WEIGHTED)	1839913 100.0	1332207 72.4	436548 23.7	296293 16.1	901726 49.0	627978 34.1	274828 14.9	
HOTEL/ MOTEL/ RESORT/ LODGE	970104 52.7 100.0	549980 41.3 100.0	415934 95.3 100.0	276492 93.3 100.0	510595 28.5 100.0	279044 44.4 100.0	168519 61.3 100.0	17.4
COMMERCIAL COTTAGE/ CABIN	94379 5.1 100.0	85265 6.4 100.0	8750 2.0 100.0	8246 2.8 100.0	81598 9.0 100.0	10422 1.7 100.0	1995 .7 100.0	2.1
BED AND BREAKFAST	11492 .6 100.0	11492 .9 100.0	- - 100.0	- - 100.0	8877 1.0 100.0	1617 .3 100.0	998 .4 100.0	8.7
YOUTH HOSTEL	3349 .2 100.0	3349 .3 100.0	- - 100.0	- - 100.0	2616 .3 100.0	635 .1 100.0	98 * 100.0	2.9
TOTAL ANY ROOFED	1079324 58.7 100.0	650086 48.8 100.0	424684 97.3 100.0	284738 96.1 100.0	603685 66.9 100.0	291718 46.5 100.0	171610 62.4 100.0	15.9
CAMPSITE/ TRAILER PARK	522504 28.4 100.0	454890 34.1 100.0	1012 -2 100.0	909 -3 100.0	199888 22.2 100.0	263468 42.0 100.0	46393 16.9 100.0	8.9
BACK COUNTRY CAMPING	22463 1.2 100.0	12268 -9 100.0	10195 2.3 100.0	10195 3.4 100.0	11143 1.2 100.0	6080 27.1 100.0	5240 1.9 100.0	23.3
TOTAL ANY CAMPING	544967 29.6 100.0	467158 35.1 100.0	11207 2.6 100.0	11104 3.7 100.0	211031 23.4 100.0	269548 42.9 100.0	51633 18.8 100.0	9.5
FRIENDS/ RELATIVES/ OWN VACATION HOME	181231 9.8 100.0	180573 13.6 100.0	658 -2 100.0	452 -2 100.0	86969 9.6 100.0	32363 5.2 100.0	51585 18.8 100.0	28.5

* IF DISTRIBUTION OF NIGHTS NOT STATED BY RESPONDENT, # OF NIGHTS ALLOCATED TO
 SPECIFIC PARKS WITH OVERNIGHT ACCOMMODATION
 Continued

Q.13B ACCOMMODATION USED IN PARKS - JASPER

BASE: PERSON NIGHTS IN JASPER *

BY TYPE OF EXPENDITURE, OVERALL RATING OF PARKS VISIT

		=====OVERALL RATING=====			
		=====PARTY EXPENDITURE=====			
		DIRECT	ANY PRE-		
		EXPENDI-	PAID EXP-		
		TURE ONLY	ENDITURE	PACKAGE	EXCELLENT VERY GOOD , FAIR , POOR
				EXCELLENT	VERY GOOD
NOT STATED	34391	34391	-	40	34350
	1.9	2.6	-	*	5.5
	100.0	100.0	-	.1	99.9

* IF DISTRIBUTION OF NIGHTS NOT STATED BY RESPONDENT, # OF NIGHTS ALLOCATED TO SPECIFIC PARKS WITH OVERNIGHT ACCOMMODATION

Q.13B ACCOMMODATION USED IN PARKS - ALBERTA PARKS
 BASE: PERSON NIGHTS IN ALBERTA PARKS *
 BY MAIN PURPOSE OF PARKS VISIT

	=====MAIN PURPOSE OF PARKS VISIT=====			VACATION, RECREAT'L DAY-USE
	TOTAL	BUSINESS PERSONAL	HOME	
TOTAL PERSON NIGHTS ALBERTA PARKS (ACTUAL)	4372 100.0	286 6.5	225 5.1	3823 87.4
TOTAL PERSON NIGHTS ALBERTA PARKS (WEIGHTED)	5523193 100.0	581075 10.5	378683 6.9	4416857 80.0
HOTEL/ MOTEL/ RESORT/ LODGE	3754272 68.0 100.0	520481 89.6 13.9	165671 43.7 4.4	2982264 67.5 79.4
COMMERCIAL COTTAGE/ CABIN	140926 2.6 100.0	- .2 .4	612 3.2 99.6	140314 3.2 99.6
BED AND BREAKFAST	30535 .6 100.0	946 .2 3.1	393 1 1.3	28996 .7 95.0
YOUTH HOSTEL	108861 2.0 100.0	7153 1.2 6.6	24554 6.5 22.6	77657 1.8 71.3
TOTAL ANY ROOFED	4034593 73.0 100.0	528580 91.0 13.1	191230 50.5 4.7	3229231 73.1 80.0
CAMPSITE/ TRAILER PARK	1099819 19.9 100.0	5853 1.0 .5	37315 9.9 3.4	1064422 24.1 96.8
BACK COUNTRY CAMPING	44897 .8 100.0	- - -	- - -	44897 1.0 100.0
TOTAL ANY CAMPING	1144715 20.7 100.0	5853 1.0 .5	37315 9.9 3.3	1109319 25.1 96.9
FRIENDS/ RELATIVES/ OWN VACATION HOME	267801 4.8 100.0	44398 7.6 16.6	150099 39.6 56.0	74382 1.7 27.8

* IF DISTRIBUTION OF NIGHTS NOT STATED BY RESPONDENT, # OF NIGHTS ALLOCATED TO
 SPECIFIC PARKS WITH OVERNIGHT ACCOMMODATION
 Continued

Q.13B ACCOMMODATION USED IN PARKS - ALBERTA PARKS
BASE: PERSON NIGHTS IN ALBERTA PARKS *
BY MAIN PURPOSE OF PARKS VISIT

=====MAIN PURPOSE OF PARKS VISIT=====
VACATION, RECREAT'L
PERSONAL VAC. HOME DAY-USE
.....

74909	2244	40	3925	-
1.4	.4	*	.1	
100.0	3.0	.1	5.2	

NOT STATED

* IF DISTRIBUTION OF NIGHTS NOT STATED BY RESPONDENT, # OF NIGHTS ALLOCATED TO SPECIFIC PARKS WITH OVERNIGHT ACCOMMODATION

Q.13B ACCOMMODATION USED IN PARKS - ALBERTA PARKS

BASE: PERSON NIGHTS IN ALBERTA PARKS *
BY PLACE OF RESIDENCE, MODE OF ENTRY

	PLACE OF RESIDENCE										OTHER COUNTRY			MODE OF ENTRY		
	TOTAL	CANADA	ALBERTA	B. C.	OTHER CANADA	U. S. A.	TOTAL OTHER	JAPAN	WEST GERMANY	PRIVATE VEHICLE	R. V. BUS, TRAIN	SCHEDULED	CHARTER			
TOTAL PERSON NIGHTS	4372	1906	1008	329	569	1591	872	348	98	2171	136	1085	1116			
ALBERTA PARKS (ACTUAL)	100.0	43.6	23.1	7.5	13.0	36.4	19.9	8.0	2.2	49.7	3.1	24.8	25.5			
TOTAL PERSON NIGHTS	5523193	3341101	2268733	313516	758852	1395320	774973	144650	282434	4425632	239807	439791	657770			
ALBERTA PARKS (WEIGHTED)	100.0	60.5	41.1	5.7	13.7	25.3	14.0	2.6	5.1	80.1	4.3	8.0	11.9			
HOTEL/ MOTEL/ RESORT/ LODGE	3754272	2248231	1573710	151252	523270	1027387	478653	141514	126235	2785164	646	331590	637518			
	68.0	67.3	69.4	48.2	69.0	73.6	61.8	97.8	44.7	62.9	.3	75.4	96.9			
	100.0	59.9	41.9	4.0	13.9	27.4	12.7	3.8	3.4	74.2	*	8.8	17.0			
COMMERCIAL COTTAGE/ CABIN	140926	64184	61455	-	2729	71549	5193	452	-	121770	-	8075	11081			
	2.6	1.9	2.7	-	.4	5.1	.7	.3	-	2.8	-	1.8	1.7			
	100.0	45.5	43.6	1.9	1.9	50.8	3.7	.3	-	86.4	-	5.7	7.9			
BED AND BREAKFAST	30535	8185	5771	1288	1126	17476	4874	1073	-	15557	-	9740	5238			
	.6	.2	.3	.4	.1	1.3	.6	.7	-	.4	-	2.2	.8			
	100.0	26.8	18.9	4.2	3.7	57.2	16.0	3.5	-	50.9	-	31.9	17.2			
YOUTH HOSTEL	108861	45967	18919	2028	25020	10598	52296	402	397	58392	-	50469	-			
	2.0	1.4	.8	.6	3.3	.8	6.7	.3	.1	1.3	-	11.5	-			
	100.0	42.2	17.4	1.9	23.0	9.7	48.0	.4	.4	53.6	-	46.4	-			
TOTAL ANY ROOFED	4034593	2366568	1659855	154568	552145	1127009	541016	143440	126631	2980883	646	399873	653837			
	73.0	70.8	73.2	49.3	72.8	80.8	67.4	99.2	44.8	67.4	.3	90.9	99.4			
	100.0	58.7	41.1	3.8	13.7	27.9	13.4	3.6	3.1	73.9	*	9.9	16.2			
CAMPSITE/ TRAILER PARK	1099819	710333	453769	97962	158603	232066	145621	311	86116	1075498	239161	23273	1048			
	19.9	21.3	20.0	31.2	20.9	16.6	18.8	.2	30.5	24.3	99.7	5.3	.2			
	100.0	64.6	41.3	8.9	14.4	21.1	13.2	*	7.8	97.8	21.7	2.1	.1			
BACK COUNTRY CAMPING	44897	20296	4843	13788	1665	5651	18949	249	987	38254	-	6643	-			
	.8	.6	.2	4.4	.2	.4	2.4	.2	.3	.9	-	1.5	-			
	100.0	45.2	10.8	30.7	3.7	12.6	42.2	.6	2.2	85.2	-	14.8	-			
TOTAL ANY CAMPING	1144715	730630	458611	111750	160268	237717	164570	560	87103	1113752	239161	29916	1048			
	20.7	21.9	20.2	35.6	21.1	17.0	21.2	.4	30.8	25.2	99.7	6.8	.2			
	100.0	63.8	40.1	9.8	14.0	20.8	14.4	*	7.6	97.3	20.9	2.6	.1			
FRIENDS/ RELATIVES/ OWN VACATION HOME	267801	239949	146352	47157	46439	27816	36	-	-	257699	-	9650	452			
	4.8	7.2	6.5	15.0	6.1	2.0	*	-	-	5.8	-	2.2	.1			
	100.0	89.6	54.6	17.6	17.3	10.4	*	-	-	96.2	-	3.6	.2			

* IF DISTRIBUTION OF NIGHTS NOT STATED BY RESPONDENT, # OF NIGHTS ALLOCATED TO SPECIFIC PARKS WITH OVERNIGHT ACCOMMODATION

Continued

Q.13B ACCOMMODATION USED IN PARKS - ALBERTA PARKS
 BASE: PERSON NIGHTS IN ALBERTA PARKS *
 BY PLACE OF RESIDENCE, MODE OF ENTRY

NOT STATED	=====PLACE OF RESIDENCE=====										=====OTHER COUNTRY=====				=====MODE OF ENTRY=====		
	TOTAL	TOTAL	ALBERTA	B.C.	OTHER	U.S.A.	TOTAL	JAPAN	WEST	ANY	SCHEDULED	R.V.	BUS, TRAIN	CHARTER			
	CANADA	CANADA			CANADA		OTHER	GERMANY	PRIVATE	BUS, TRAIN	CHARTER						
74909	2781	2740	40	-	2778	69350	650	68700	72123	-	352	2434					
1.4	.1	.1	*		.2	8.9	.4	24.3	1.6		.1	.4					
100.0	3.7	3.7	.1		3.7	92.6	.9	91.7	96.3		.5	3.2					

* IF DISTRIBUTION OF NIGHTS NOT STATED BY RESPONDENT, # OF NIGHTS ALLOCATED TO SPECIFIC PARKS WITH OVERNIGHT ACCOMMODATION

Q.13B ACCOMMODATION USED IN PARKS - ALBERTA PARKS
 BASE: PERSON NIGHTS IN ALBERTA PARKS *
 BY PARKS AS MAIN DESTINATION OF ENTIRE TRIP, LENGTH OF STAY, SEASON

	PARKS MAIN		=====LENGTH OF STAY=====		=====SEASON=====				
	TOTAL	DESTINATION	NO	SAME-DAY OVERNIGHT	SUMMER	FALL	WINTER	SPRING	
TOTAL PERSON NIGHTS ALBERTA PARKS (ACTUAL)	4372	3161	1195	-	4372	2519	661	623	569
	100.0	72.3	27.3	100.0	100.0	57.6	15.1	14.2	13.0
TOTAL PERSON NIGHTS ALBERTA PARKS (WEIGHTED)	5523193	4276298	1232856	-	5523193	2449841	474603	1969805	628944
	100.0	77.4	22.3	100.0	100.0	44.4	8.6	35.7	11.4
HOTEL/ MOTEL/ RESORT/ LODGE	3754272	2972708	767588	-	3754272	1219361	332614	1663665	538632
	68.0	69.5	62.3	68.0	49.8	84.5	70.1	84.5	85.6
	100.0	79.2	20.4	100.0	100.0	32.5	8.9	44.3	14.3
COMMERCIAL COTTAGE/ CABIN	140926	120361	20565	-	140926	121706	5211	1660	12349
	2.6	2.8	1.7	2.6	5.0	1.1	1.1	1.1	2.0
	100.0	85.4	14.6	100.0	86.4	3.7	3.7	1.2	8.8
BED AND BREAKFAST	30535	25686	4848	-	30535	26405	946	3086	98
	0.6	0.6	0.4	0.6	1.1	0.2	0.2	0.2	*
	100.0	84.1	15.9	100.0	86.5	3.1	3.1	10.1	0.3
YOUTH HOSTEL	108861	78352	30509	-	108861	33495	7737	62364	5264
	2.0	1.8	2.5	2.0	1.4	1.6	1.6	3.2	0.8
	100.0	72.0	28.0	100.0	30.8	7.1	57.3	4.8	4.8
TOTAL ANY ROOFED	4034593	3197107	823510	-	4034593	1400968	346508	1730775	556343
	73.0	74.8	66.8	73.0	57.2	73.0	87.9	88.5	88.5
	100.0	79.2	20.4	100.0	34.7	8.6	42.9	13.8	13.8
CAMPSITE/ TRAILER PARK	1099819	827375	272443	-	1099819	872909	107370	65188	54351
	19.9	19.3	22.1	19.9	35.6	22.6	3.3	8.6	8.6
	100.0	75.2	24.8	100.0	79.4	9.8	5.9	4.9	4.9
BACK COUNTRY CAMPING	44897	41010	3887	-	44897	18879	15823	10195	-
	0.8	1.0	0.3	0.8	0.8	3.3	0.5	0.5	-
	100.0	91.3	8.7	100.0	42.0	35.2	22.7	22.7	-
TOTAL ANY CAMPING	1144715	868385	276330	-	1144715	891788	123193	75383	54351
	20.7	20.3	22.4	20.7	36.4	26.0	3.8	8.6	8.6
	100.0	75.9	24.1	100.0	77.9	10.8	6.6	4.7	4.7
FRIENDS/ RELATIVES/ OWN VACATION HOME	267801	135938	131801	-	267801	83584	2319	163647	18251
	4.8	3.2	10.7	4.8	3.4	0.5	8.3	2.9	2.9
	100.0	50.8	49.2	100.0	31.2	0.9	61.1	6.8	6.8

* IF DISTRIBUTION OF NIGHTS NOT STATED BY RESPONDENT, # OF NIGHTS ALLOCATED TO SPECIFIC PARKS WITH OVERNIGHT ACCOMMODATION
 Continued

Q.138 ACCOMMODATION USED IN PARKS - ALBERTA PARKS
 BASE: PERSON NIGHTS IN ALBERTA PARKS *
 BY PARKS AS MAIN DESTINATION OF ENTIRE TRIP, LENGTH OF STAY, SEASON

PARKS MAIN

TOTAL	====DESTINATION====		==LENGTH OF STAY==		=====SEASON=====			
	YES	NO	SAME-DAY	OVERNIGHT	SUMMER	FALL	WINTER	SPRING
74909	74869	40	-	74909	72327	2582	-	-
1.4	1.8	*		1.4	3.0	.5		
100.0	99.9	.1		100.0	96.6	3.4		

NOT STATED

* IF DISTRIBUTION OF NIGHTS NOT STATED BY RESPONDENT, # OF NIGHTS ALLOCATED TO SPECIFIC PARKS WITH OVERNIGHT ACCOMMODATION

Q.138 ACCOMMODATION USED IN PARKS - ALBERTA PARKS
 BASE: PERSON NIGHTS IN ALBERTA PARKS *
 BY TYPE OF EXPENDITURE, OVERALL RATING OF PARKS VISIT

	*****PARTY EXPENDITURE*****				*****OVERALL RATING*****			
	TOTAL	DIRECT EXPENDI- TURE ONLY	ANY PRE- PAID EXP- ENDITURE	PREPAID PACKAGE	EXCELLENT	VERY GOOD	GOOD, FAIR	POOR
TOTAL PERSON NIGHTS ALBERTA PARKS (ACTUAL)	4372 100.0	2679 61.3	1614 36.9	1405 32.1	2616 59.8	1297 29.7	366 8.4	
TOTAL PERSON NIGHTS ALBERTA PARKS (WEIGHTED)	5523193 100.0	3877702 70.2	1524733 27.6	1068505 19.3	2822046 51.1	2012832 36.4	616017 11.2	
HOTEL/ MOTEL/ RESORT/ LODGE	3754272 68.0 100.0	2261456 58.3 60.2	1446210 94.9 38.5	1028588 96.3 27.4	1922096 88.1 51.2	1395276 69.3 37.2	395124 64.1 10.5	
COMMERCIAL COTTAGE/ CABIN	140926 2.6 100.0	125026 3.2 88.7	15535 1.0 11.0	14694 1.4 10.4	116893 4.1 82.9	21673 1.1 15.4	1995 .3 1.4	
BED AND BREAKFAST	30535 .6 100.0	21972 .6 72.0	8563 .6 28.0	8563 .8 28.0	21555 .8 70.6	7185 .4 23.5	1795 .3 5.9	
YOUTH HOSTEL	108861 2.0 100.0	95203 2.5 87.5	13658 .9 12.5	- - -	59324 2.1 54.5	25718 1.3 23.6	23495 3.8 21.6	
TOTAL ANY ROOFED	4034593 73.0 100.0	2503658 64.6 62.1	1483966 97.3 36.8	1051845 98.4 26.1	2119868 75.1 52.5	1449853 72.0 35.9	422408 68.6 10.5	
CAMPSITE/ TRAILER PARK	1099819 19.9 100.0	1024742 26.4 93.2	3509 .2 .3	2777 .3 .3	548968 19.5 49.9	397064 19.7 36.1	134266 21.8 12.2	
BACK COUNTRY CAMPING	44897 .8 100.0	29143 .8 64.9	15685 1.0 34.9	11024 1.0 24.6	27677 1.0 61.6	11980 .6 26.7	5240 .9 11.7	
TOTAL ANY CAMPING	1144715 20.7 100.0	1053886 27.2 92.1	19194 1.3 1.7	13801 1.3 1.2	576645 20.4 50.4	409044 20.3 35.7	139506 22.6 12.2	
FRIENDS/ RELATIVES/ OWN VACATION HOME	267801 4.8 100.0	246482 6.4 92.0	19167 1.3 7.2	452 * .2	120245 4.3 44.9	83139 4.1 31.0	54103 8.8 20.2	

* IF DISTRIBUTION OF NIGHTS NOT STATED BY RESPONDENT, # OF NIGHTS ALLOCATED TO SPECIFIC PARKS WITH OVERNIGHT ACCOMMODATION
 Continued

Q.13B ACCOMMODATION USED IN PARKS - ALBERTA PARKS

BASE: PERSON NIGHTS IN ALBERTA PARKS *

BY TYPE OF EXPENDITURE, OVERALL RATING OF PARKS VISIT

	=====PARTY EXPENDITURE=====		=====OVERALL RATING=====			
	DIRECT EXPENDITURE ONLY	ANY PRE- PAID EXP- ENDITURE	PREPAID PACKAGE	EXCELLENT	VERY GOOD	GOOD, FAIR , POOR
NOT STATED	74909	72503	2407	4114	70795	-
	1.4	1.9	.2	.1	3.5	
	100.0	96.8	3.2	5.5	94.5	

* IF DISTRIBUTION OF NIGHTS NOT STATED BY RESPONDENT, # OF NIGHTS ALLOCATED TO SPECIFIC PARKS WITH OVERNIGHT ACCOMMODATION

Q.13B ACCOMMODATION USED IN PARKS - YOHO
 BASE: PERSON NIGHTS IN YOHO *
 BY MAIN PURPOSE OF PARKS VISIT

=====MAIN PURPOSE OF PARKS VISIT=====

	TOTAL	BUSINESS	PERSONAL	VACATION, RECREAT'L
			VAC. HOME	DAY-USE
TOTAL PERSON NIGHTS YOHO (ACTUAL)	99	8	-	90
	100.0	8.1	-	90.9
TOTAL PERSON NIGHTS YOHO (WEIGHTED)	136380	39604	-	96647
	100.0	29.0	-	70.9
HOTEL/ MOTEL/ RESORT/ LODGE	73676	37374	-	36302
	54.0	94.4	-	37.6
	100.0	50.7	-	49.3
COMMERCIAL COTTAGE/ CABIN	3363	-	-	3363
	2.5	-	-	3.5
	100.0	-	-	100.0
BED AND BREAKFAST	-	-	-	-
YOUTH HOSTEL	128	-	-	-
	-1	-	-	-
	100.0	-	-	-
TOTAL ANY ROOFED	77168	37374	-	39665
	56.6	94.4	-	41.0
	100.0	48.4	-	51.4
CAMPSITE/ TRAILER PARK	54956	-	-	54956
	40.3	-	-	56.9
	100.0	-	-	100.0
BACK COUNTRY CAMPING	2027	-	-	2027
	1.5	-	-	2.1
	100.0	-	-	100.0
TOTAL ANY CAMPING	56983	-	-	56983
	41.8	-	-	59.0
	100.0	-	-	100.0
FRIENDS/ RELATIVES/ OWN VACATION HOME	2230	2230	-	-
	1.6	5.6	-	-
	100.0	100.0	-	-

* IF DISTRIBUTION OF NIGHTS NOT STATED BY RESPONDENT, # OF NIGHTS ALLOCATED TO SPECIFIC PARKS WITH OVERNIGHT ACCOMMODATION

Q.13B ACCOMMODATION USED IN PARKS - YOHO
 BASE: PERSON NIGHTS IN YOHO *
 BY PLACE OF RESIDENCE, MODE OF ENTRY

	PLACE OF RESIDENCE										OTHER COUNTRY				MODE OF ENTRY								
	TOTAL CANADA	ALBERTA	B. C.	OTHER CANADA	U.S.A.	TOTAL OTHER	JAPAN	WEST GERMANY	ANY PRIVATE VEHICLE	SCHEDULED R. V. BUS, TRAIN	CHARTER	TOTAL CANADA	ALBERTA	B. C.	OTHER CANADA	U.S.A.	TOTAL OTHER	JAPAN	WEST GERMANY	ANY PRIVATE VEHICLE	SCHEDULED R. V. BUS, TRAIN	CHARTER	
TOTAL PERSON NIGHTS YOHO (ACTUAL)	99	24	10	6	49	10	-	3	63	15	21	15	21	15	21	15	21	-	-	63	15	21	15
	100.0	40.4	10.1	6.1	49.5	10.1	-	3.0	63.6	15.2	21.2	15.2	21.2	15.2	21.2	15.2	21.2	-	-	63.6	15.2	21.2	15.2
TOTAL PERSON NIGHTS YOHO (WEIGHTED)	136380	74514	10356	9188	36073	6249	-	2126	125176	17269	5393	5811	5393	5811	5393	5811	5393	-	-	125176	17269	5393	5811
	100.0	69.0	7.6	6.7	26.5	4.6	-	1.6	91.8	12.7	4.0	4.3	12.7	4.0	4.3	12.7	4.0	-	-	91.8	12.7	4.0	4.3
HOTEL/ MOTEL/ RESORT/ LODGE	73676	42180	1486	5664	24134	213	-	-	67426	-	963	5288	963	-	963	5288	963	-	-	67426	-	963	5288
	54.0	56.6	14.3	61.6	66.9	3.4	-	-	53.9	-	17.9	91.0	17.9	-	17.9	91.0	17.9	-	-	53.9	-	17.9	91.0
	100.0	67.0	2.0	7.7	32.8	.3	-	-	91.5	-	1.3	7.2	1.3	-	1.3	7.2	1.3	-	-	91.5	-	1.3	7.2
COMMERCIAL COTTAGE/ CABIN	3363	-	-	-	3363	-	-	-	1989	-	850	524	850	-	850	524	850	-	-	1989	-	850	524
	2.5	-	-	-	9.3	-	-	-	1.6	-	15.8	9.0	15.8	-	15.8	9.0	15.8	-	-	1.6	-	15.8	9.0
	100.0	-	-	-	100.0	-	-	-	59.2	-	25.3	15.6	59.2	-	25.3	15.6	59.2	-	-	59.2	-	25.3	15.6
BED AND BREAKFAST	-	-	-	-	-	-	-	-	-	-	-	-	-	-	-	-	-	-	-	-	-	-	-
YOUTH HOSTEL	128	-	-	128	-	-	-	-	-	-	-	-	-	-	-	-	-	-	-	-	-	-	-
	-1	-	-	1.4	-	-	-	-	-	-	-	-	-	-	-	-	-	-	-	-	-	-	-
	100.0	-	-	100.0	-	-	-	-	-	-	-	-	-	-	-	-	-	-	-	-	-	-	-
TOTAL ANY ROOFED	77168	42180	1486	5792	27497	213	-	-	69415	-	1941	5811	1941	-	1941	5811	1941	-	-	69415	-	1941	5811
	56.6	56.6	14.3	63.0	76.2	3.4	-	-	55.5	-	36.0	100.0	36.0	-	36.0	100.0	36.0	-	-	55.5	-	36.0	100.0
	100.0	64.1	1.9	7.5	35.6	.3	-	-	90.0	-	2.5	7.5	2.5	-	2.5	7.5	2.5	-	-	90.0	-	2.5	7.5
CAMPSITE/ TRAILER PARK	56956	32334	5317	3396	7873	6036	-	2126	51505	15946	3451	-	3451	-	3451	-	3451	-	-	51505	15946	3451	-
	40.3	43.4	51.3	37.0	21.8	96.6	-	100.0	41.1	92.3	64.0	-	64.0	-	64.0	-	64.0	-	-	41.1	92.3	64.0	-
	100.0	74.7	9.7	6.2	14.3	11.0	-	3.9	93.7	29.0	6.3	-	6.3	-	6.3	-	6.3	-	-	93.7	29.0	6.3	-
BACK COUNTRY CAMPING	2027	-	1323	-	703	-	-	-	2027	1323	-	-	-	-	1323	-	-	-	-	2027	1323	-	-
	1.5	-	12.8	-	1.9	-	-	-	1.6	7.7	-	-	-	-	7.7	-	-	-	-	1.6	7.7	-	-
	100.0	-	65.3	-	34.7	-	-	-	100.0	65.3	-	-	-	-	65.3	-	-	-	-	100.0	65.3	-	-
TOTAL ANY CAMPING	56983	32334	6640	3396	8576	6036	-	2126	53531	17269	3451	-	3451	-	3451	-	3451	-	-	53531	17269	3451	-
	41.8	45.0	64.1	37.0	23.8	96.6	-	100.0	42.8	100.0	64.0	-	64.0	-	64.0	-	64.0	-	-	42.8	100.0	64.0	-
	100.0	74.4	11.7	6.0	15.1	10.6	-	3.7	93.9	30.3	6.1	-	6.1	-	6.1	-	6.1	-	-	93.9	30.3	6.1	-
FRIENDS/ RELATIVES/ OHN VACATION HOME	2230	-	2230	-	-	-	-	-	2230	-	-	-	-	-	2230	-	-	-	-	2230	-	-	-
	1.6	-	21.5	-	-	-	-	-	1.8	-	-	-	-	1.8	-	-	-	-	-	1.8	-	-	-
	100.0	-	100.0	-	-	-	-	-	100.0	-	-	-	-	100.0	-	-	-	-	-	100.0	-	-	-

* IF DISTRIBUTION OF NIGHTS NOT STATED BY RESPONDENT, # OF NIGHTS ALLOCATED TO SPECIFIC PARKS WITH OVERNIGHT ACCOMMODATION

Q.13B ACCOMMODATION USED IN PARKS - YOHO
 BASE: PERSON NIGHTS IN YOHO *
 BY PARKS AS MAIN DESTINATION OF ENTIRE TRIP, LENGTH OF STAY, SEASON

	PARKS MAIN									
	DESTINATION		LENGTH OF STAY		SEASON		SEASON		SEASON	
TOTAL	YES	NO	SAME-DAY	OVERNIGHT	SUMMER	FALL	WINTER	SPRING		
TOTAL PERSON NIGHTS YOHO (ACTUAL)	99	61	38	-	99	73	14	9	3	3
	100.0	61.6	38.4	-	100.0	73.7	14.1	9.1	3.0	3.0
TOTAL PERSON NIGHTS YOHO (WEIGHTED)	136380	62523	73858	-	136380	76616	5521	50479	3764	2.8
	100.0	45.8	54.2	-	100.0	56.2	4.0	37.0	2.8	
HOTEL/ MOTEL/ RESORT/ LODGE	73676	23872	49804	-	73676	19457	3740	50479	-	-
	54.0	38.2	67.4	-	54.0	25.4	67.7	100.0	-	-
	100.0	32.4	67.6	-	100.0	26.4	5.1	68.5	-	-
COMMERCIAL COTTAGE/ CABIN	3363	3363	-	-	3363	3363	-	-	-	-
	2.5	5.4	-	-	2.5	4.4	-	-	-	-
	100.0	100.0	-	-	100.0	100.0	-	-	-	-
BED AND BREAKFAST	-	-	-	-	-	-	-	-	-	-
YOUTH HOSTEL	128	-	128	-	128	128	-	-	-	-
	.1	-	.2	-	.1	.2	-	-	-	-
	100.0	-	100.0	-	100.0	100.0	-	-	-	-
TOTAL ANY ROOFED	77168	27235	49933	-	77168	22949	3740	50479	-	-
	56.6	43.6	67.6	-	56.6	30.0	67.7	100.0	-	-
	100.0	35.3	64.7	-	100.0	29.7	4.8	65.4	-	-
CAMPSITE/ TRAILER PARK	54956	32355	22601	-	54956	51641	1781	-	1534	-
	40.3	51.7	30.6	-	40.3	67.4	32.3	-	40.8	-
	100.0	58.9	41.1	-	100.0	94.0	3.2	-	2.8	-
BACK COUNTRY CAMPING	2027	703	1323	-	2027	2027	-	-	-	-
	1.5	1.1	1.8	-	1.5	2.6	-	-	-	-
	100.0	34.7	65.3	-	100.0	100.0	-	-	-	-
TOTAL ANY CAMPING	56983	33058	23925	-	56983	53667	1781	-	1534	-
	41.8	52.9	32.4	-	41.8	70.0	32.3	-	40.8	-
	100.0	58.0	42.0	-	100.0	94.2	3.1	-	2.7	-
FRIENDS/ RELATIVES/ OWN VACATION HOME	2230	2230	-	-	2230	-	-	-	2230	-
	1.6	3.6	-	-	1.6	-	-	-	59.2	-
	100.0	100.0	-	-	100.0	-	-	-	100.0	-

* IF DISTRIBUTION OF NIGHTS NOT STATED BY RESPONDENT, # OF NIGHTS ALLOCATED TO SPECIFIC PARKS WITH OVERNIGHT ACCOMMODATION

Q.13B ACCOMMODATION USED IN PARKS - YOHO

BASE: PERSON NIGHTS IN YOHO *
BY TYPE OF EXPENDITURE, OVERALL RATING OF PARKS VISIT

=====PARTY EXPENDITURE===== OVERALL RATING=====

DIRECT ANY PRE-PAID GOOD, FAIR
EXPENDI- PAID EXP- PACKAGE EXCELLENT VERY GOOD ,POOR

TOTAL TURE ONLY ENDITURE

	99	71	28	19	64	26	7
(ACTUAL)	100.0	71.7	28.3	19.2	64.6	26.3	7.1
TOTAL PERSON NIGHTS YOHO	136380	78255	58125	13275	108162	13854	13521
(WEIGHTED)	100.0	57.4	42.6	9.7	79.3	10.2	9.9
HOTEL/ MOTEL/ RESORT/ LODGE	73676	17405	56272	12751	65458	1691	5664
	54.0	22.2	96.8	96.1	60.5	12.2	41.9
	100.0	23.6	76.4	17.3	88.8	2.3	7.7
COMMERCIAL COTTAGE/ CABIN	3363	2503	860	524	2760	623	-
	2.5	3.2	1.5	3.9	2.5	4.5	-
	100.0	74.4	25.6	15.6	81.5	18.5	-
BED AND BREAKFAST	-	-	-	-	-	-	-
YOUTH HOSTEL	128	128	-	-	-	128	-
	.1	.2	-	-	-	.9	-
	100.0	100.0	-	-	-	100.0	-
TOTAL ANY ROOFED	77168	20036	57132	13275	68198	2443	5664
	56.6	25.6	98.3	100.0	63.1	17.6	41.9
	100.0	26.0	74.0	17.2	88.4	3.2	7.3
CAMPSITE/ TRAILER PARK	54956	53963	993	-	37011	10088	7857
	40.3	69.0	1.7	-	34.2	72.8	58.1
	100.0	98.2	1.8	-	67.3	18.4	14.3
BACK COUNTRY CAMPING	2027	2027	-	-	703	1323	-
	1.5	2.6	-	-	.7	9.6	-
	100.0	100.0	-	-	34.7	65.3	-
TOTAL ANY CAMPING	56983	55990	993	-	37714	11411	7857
	41.8	71.5	1.7	-	34.9	82.4	58.1
	100.0	98.3	1.7	-	66.2	20.0	13.8
FRIENDS/ RELATIVES/ OMN VACATION HOME	2230	2230	-	-	2230	-	-
	1.6	2.8	-	-	2.1	-	-
	100.0	100.0	-	-	100.0	-	-

* IF DISTRIBUTION OF NIGHTS NOT STATED BY RESPONDENT, # OF NIGHTS ALLOCATED TO SPECIFIC PARKS WITH OVERNIGHT ACCOMMODATION

Q.13B ACCOMMODATION USED IN PARKS - KOOTENAY
 BASE: PERSON NIGHTS IN KOOTENAY *
 BY MAIN PURPOSE OF PARKS VISIT

	=====MAIN PURPOSE OF PARKS VISIT=====		
	TOTAL	BUSINESS PERSONAL	VACATION, RECREAT'L HOME DAY-USE
TOTAL PERSON NIGHTS KOOTENAY (ACTUAL)	111 100.0	9 8.1	100 90.1
TOTAL PERSON NIGHTS KOOTENAY (WEIGHTED)	154952 100.0	14295 9.2	139871 90.3
HOTEL/ MOTEL/ RESORT/ LODGE	82303 53.1 100.0	3009 21.0 3.7	78508 56.1 95.4
COMMERCIAL COTTAGE/ CABIN	5811 3.8 100.0	- - -	5811 4.2 100.0
BED AND BREAKFAST	-	-	-
YOUTH HOSTEL	-	-	-
TOTAL ANY ROOFED	88114 56.9 100.0	3009 21.0 3.4	84320 60.3 95.7
CAMPSITE/ TRAILER PARK	59099 38.1 100.0	11286 79.0 19.1	47813 34.2 80.9
BACK COUNTRY CAMPING	7738 5.0 100.0	- - -	7738 5.5 100.0
TOTAL ANY CAMPING	66837 43.1 100.0	11286 79.0 16.9	55552 39.7 83.1
FRIENDS/ RELATIVES/ OWN VACATION HOME	-	-	-

* IF DISTRIBUTION OF NIGHTS NOT STATED BY RESPONDENT, # OF NIGHTS ALLOCATED TO SPECIFIC PARKS WITH OVERNIGHT ACCOMMODATION

Q.13B ACCOMMODATION USED IN PARKS - KOOTENAY

BASE: PERSON NIGHTS IN KOOTENAY *
BY PLACE OF RESIDENCE, MODE OF ENTRY

	=====PLACE OF RESIDENCE=====										=====MODE OF ENTRY=====			
	TOTAL	ALBERTA	B.C.	OTHER CANADA	U.S.A.	TOTAL OTHER	JAPAN	WEST GERMANY	ANY PRIVATE VEHICLE	R.V. BUS, TRAIN	SCHEDULED	CHARTER		
TOTAL PERSON NIGHTS KOOTENAY (ACTUAL)	111	82	54	14	19	10	-	7	102	9	8	1		
	100.0	73.9	48.6	12.6	17.1	9.0	-	6.3	91.9	8.1	7.2	.9		
TOTAL PERSON NIGHTS KOOTENAY (WEIGHTED)	154952	117178	94132	18456	18663	19111	-	12492	152405	13306	2320	226		
	100.0	75.6	60.7	11.9	12.0	12.3	-	8.1	98.4	8.6	1.5	.1		
HOTEL/ MOTEL/ RESORT/ LODGE	82303	69907	54766	12743	12396	-	-	-	81949	-	128	226		
	53.1	59.7	58.2	69.0	66.4	-	-	-	53.8	-	5.5	100.0		
	100.0	84.9	66.5	15.5	15.1	-	-	-	99.6	-	.2	.3		
COMMERCIAL COTTAGE/ CABIN	5811	5811	1794	4018	-	-	-	-	5811	-	-	-		
	3.8	5.0	1.9	21.8	-	-	-	-	3.8	-	-	-		
	100.0	100.0	30.9	69.1	-	-	-	-	100.0	-	-	-		
BED AND BREAKFAST	-	-	-	-	-	-	-	-	-	-	-	-		
YOUTH HOSTEL	-	-	-	-	-	-	-	-	-	-	-	-		
TOTAL ANY ROOFED	88114	75718	56560	16761	12396	-	-	-	87760	-	128	226		
	56.9	64.6	60.1	90.8	66.4	-	-	-	57.6	-	5.5	100.0		
	100.0	85.9	64.2	19.0	14.1	-	-	-	99.6	-	.1	.3		
CAMPSITE/ TRAILER PARK	59099	40962	37572	1695	5137	13000	-	12492	57404	13306	1695	-		
	36.1	35.0	39.9	9.2	27.5	68.0	-	100.0	37.7	100.0	73.0	-		
	100.0	69.3	63.6	2.9	8.7	22.0	-	21.1	97.1	22.5	2.9	-		
BACK COUNTRY CAMPING	7738	497	-	497	1130	6111	-	-	7241	-	497	-		
	5.0	.4	-	10.8	6.1	32.0	-	-	4.8	-	21.4	-		
	100.0	6.4	-	6.4	14.6	79.0	-	-	93.6	-	6.4	-		
TOTAL ANY CAMPING	66837	41459	37572	1695	6267	19111	-	12492	64645	13306	2192	-		
	43.1	35.4	39.9	9.2	33.6	100.0	-	100.0	42.4	100.0	94.5	-		
	100.0	62.0	56.2	2.5	9.4	28.6	-	18.7	96.7	19.9	3.3	-		
FRIENDS/ RELATIVES/ OWN VACATION HOME	-	-	-	-	-	-	-	-	-	-	-	-		

* IF DISTRIBUTION OF NIGHTS NOT STATED BY RESPONDENT, # OF NIGHTS ALLOCATED TO SPECIFIC PARKS WITH OVERNIGHT ACCOMMODATION

Q.13B ACCOMMODATION USED IN PARKS - KOOTENAY
 BASE: PERSON NIGHTS IN KOOTENAY *
 BY PARKS AS MAIN DESTINATION OF ENTIRE TRIP, LENGTH OF STAY, SEASON

	PARKS MAIN									
	TOTAL	====DESTINATION====		==LENGTH OF STAY==		=====SEASON=====				
	YES	NO	SAME-DAY	OVERNIGHT	SUMMER	FALL	WINTER	SPRING		
TOTAL PERSON NIGHTS KOOTENAY (ACTUAL)	111	66	45	-	111	80	10	7	14	
	100.0	59.5	40.5		100.0	72.1	9.0	6.3	12.6	
TOTAL PERSON NIGHTS KOOTENAY (WEIGHTED)	154952	111402	43550	-	154952	90974	14507	34970	14500	
	100.0	71.9	28.1		100.0	58.7	9.4	22.6	9.4	
HOTEL/ MOTEL/ RESORT/ LODGE	82303	69515	12788	-	82303	37346	2135	33532	9290	
	53.1	62.4	29.4		53.1	41.1	14.7	95.9	64.1	
	100.0	84.5	15.5		100.0	45.4	2.6	40.7	11.3	
COMMERCIAL COTTAGE/ CABIN	5811	-	5811	-	5811	1794	4018	-	-	
	3.8		13.3		3.8	2.0	27.7			
	100.0		100.0		100.0	30.9	69.1			
BED AND BREAKFAST	-	-	-	-	-	-	-	-	-	
YOUTH HOSTEL	-	-	-	-	-	-	-	-	-	
TOTAL ANY ROOFED	88114	69515	18599	-	88114	39140	6153	33532	9290	
	56.9	62.4	42.7		56.9	43.0	42.4	95.9	64.1	
	100.0	78.9	21.1		100.0	44.4	7.0	38.1	10.5	
CAMPSITE/ TRAILER PARK	59099	34148	24951	-	59099	50206	2244	1439	5210	
	38.1	30.7	57.3		38.1	55.2	15.5	4.1	35.9	
	100.0	57.8	42.2		100.0	85.0	3.8	2.4	8.8	
BACK COUNTRY CAMPING	7738	7738	-	-	7738	1628	6111	-	-	
	5.0	6.9			5.0	1.8	42.1			
	100.0	100.0			100.0	21.0	79.0			
TOTAL ANY CAMPING	66837	41886	24951	-	66837	51834	8354	1439	5210	
	43.1	37.6	57.3		43.1	57.0	57.6	4.1	35.9	
	100.0	62.7	37.3		100.0	77.6	12.5	2.2	7.8	
FRIENDS/ RELATIVES/ OWN VACATION HOME	-	-	-	-	-	-	-	-	-	

* IF DISTRIBUTION OF NIGHTS NOT STATED BY RESPONDENT, # OF NIGHTS ALLOCATED TO SPECIFIC PARKS WITH OVERNIGHT ACCOMMODATION

0.13B ACCOMMODATION USED IN PARKS - KOOTENAY
 BASE: PERSON NIGHTS IN KOOTENAY *
 BY TYPE OF EXPENDITURE, OVERALL RATING OF PARKS VISIT

	*****PARTY EXPENDITURE*****				*****OVERALL RATING*****			
	TOTAL TURE ONLY	DIRECT ANY PRE-EXPENDI- PAID EXP- ENDITURE	PREPAID PACKAGE	EXCELLENT	VERY GOOD	VERY GOOD	GOOD, FAIR	,POOR
TOTAL PERSON NIGHTS KOOTENAY (ACTUAL)	111	105	6	5	54	25	17	15.3
TOTAL PERSON NIGHTS KOOTENAY (WEIGHTED)	154952	150485	4467	1920	61505	49067	32750	21.1
HOTEL/ MOTEL/ RESORT/ LODGE	82303	79531	2772	226	22687	36194	18504	56.5
COMMERCIAL COTTAGE/ CABIN	5811	5811	-	-	5811	-	-	22.5
BED AND BREAKFAST	3.8	3.9	-	-	9.4	-	-	-
YOUTH HOSTEL	100.0	100.0	-	-	100.0	-	-	-
TOTAL ANY ROOFED	88114	85342	2772	226	28499	36194	18504	56.5
CAMPSITE/ TRAILER PARK	56.9	56.7	62.1	11.8	46.3	73.8	56.5	21.0
BACK COUNTRY CAMPING	100.0	96.9	3.1	.3	32.3	41.1	21.0	-
FRIENDS/ RELATIVES/ OWN VACATION HOME	59099	57404	1695	1695	26398	12873	14245	43.5
TOTAL ANY CAMPING	38.1	38.1	37.9	88.2	42.9	26.2	43.5	24.1
	100.0	97.1	2.9	2.9	44.7	21.8	24.1	-
TOTAL ANY CAMPING	66837	65143	1695	1695	33007	12873	14245	43.5
	43.1	43.3	37.9	88.2	53.7	26.2	43.5	21.3
	100.0	97.5	2.5	2.5	49.4	19.3	21.3	-

* IF DISTRIBUTION OF NIGHTS NOT STATED BY RESPONDENT, # OF NIGHTS ALLOCATED TO SPECIFIC PARKS WITH OVERNIGHT ACCOMMODATION

0.13B ACCOMMODATION USED IN PARKS - B.C. PARKS
 BASE: PERSON NIGHTS IN B.C. PARKS *
 BY MAIN PURPOSE OF PARKS VISIT

	*****MAIN PURPOSE OF PARKS VISIT*****			
	TOTAL	BUSINESS	PERSONAL	VACATION, RECREAT'L DAY-USE
TOTAL PERSON NIGHTS B.C. PARKS (ACTUAL)	210	8	9	190
	100.0	3.8	4.3	90.5
TOTAL PERSON NIGHTS B.C. PARKS (WEIGHTED)	291332	39604	14295	236519
	100.0	13.6	4.9	81.2
HOTEL/ MOTEL/ RESORT/ LODGE	155979	37374	3009	114810
	53.5	94.4	21.0	48.5
	100.0	24.0	1.9	73.6
COMMERCIAL COTTAGE/ CABIN	9174	-	-	9174
	3.1	-	-	3.9
	100.0	-	-	100.0
BED AND BREAKFAST	-	-	-	-
YOUTH HOSTEL	128	-	-	-
	100.0	-	-	-
TOTAL ANY ROOFED	165282	37374	3009	123984
	56.7	94.4	21.0	52.4
	100.0	22.6	1.8	75.0
CAMPSITE/ TRAILER PARK	114055	-	11286	102769
	39.1	-	79.0	43.5
	100.0	-	9.9	90.1
BACK COUNTRY CAMPING	9765	-	-	9765
	3.4	-	-	4.1
	100.0	-	-	100.0
TOTAL ANY CAMPING	123820	-	11286	112534
	42.5	-	79.0	47.6
	100.0	-	9.1	90.9
FRIENDS/ RELATIVES/ OWN VACATION HOME	2230	2230	-	-
	.8	5.6	-	-
	100.0	100.0	-	-

* IF DISTRIBUTION OF NIGHTS NOT STATED BY RESPONDENT, # OF NIGHTS ALLOCATED TO SPECIFIC PARKS WITH OVERNIGHT ACCOMMODATION

Q.13B ACCOMMODATION USED IN PARKS - B.C. PARKS

BASE: PERSON NIGHTS IN B.C. PARKS *
BY PLACE OF RESIDENCE, MODE OF ENTRY

	=====PLACE OF RESIDENCE=====										=====OTHER COUNTRY=====			=====MODE OF ENTRY=====		
	TOTAL CANADA	ALBERTA	B.C.	OTHER CANADA	U.S.A.	TOTAL OTHER	JAPAN	WEST GERMANY	ANY PRIVATE VEHICLE	R.V. BUS, TRAIN	SCHEDULED	CHARTER				
TOTAL PERSON NIGHTS B.C. PARKS (ACTUAL)	210	78	24	20	68	20	-	10	165	24	29	16				
	100.0	37.1	11.4	9.5	32.4	9.5	-	4.8	78.6	11.4	13.8	7.6				
TOTAL PERSON NIGHTS B.C. PARKS (WEIGHTED)	291332	168646	28812	13778	54736	25360	-	14618	277582	30576	7713	6037				
	100.0	72.5	9.9	4.7	18.8	8.7	-	5.0	95.3	10.5	2.6	2.1				
HOTEL/ MOTEL/ RESORT/ LODGE	155979	96946	14229	8062	36530	213	-	-	149374	-	1091	5513				
	53.5	57.5	49.4	58.5	66.7	.8	-	-	53.8	-	14.2	91.3				
	100.0	76.4	9.1	5.2	23.4	.1	-	-	95.8	-	.7	3.5				
COMMERCIAL COTTAGE/ CABIN	9174	1794	4018	-	3363	-	-	-	7801	-	850	524				
	3.1	1.1	13.9	-	6.1	-	-	-	2.8	-	11.0	8.7				
	100.0	63.3	43.8	-	36.7	-	-	-	85.0	-	9.3	5.7				
BED AND BREAKFAST	-	-	-	-	-	-	-	-	-	-	-	-				
YOUTH HOSTEL	128	-	-	128	-	-	-	-	-	-	128	-				
	* .1	-	-	.9	-	-	-	-	-	-	1.7	-				
	100.0	100.0	-	100.0	-	-	-	-	-	-	100.0	-				
TOTAL ANY ROOFED	165282	98740	18247	8190	39893	213	-	-	157175	-	2070	6037				
	56.7	58.5	63.3	59.4	72.9	.8	-	-	56.6	-	26.8	100.0				
	100.0	75.7	11.0	5.0	24.1	.1	-	-	95.1	-	1.3	3.7				
CAMPSITE/ TRAILER PARK	114055	69906	7012	5090	13010	19036	-	14618	108909	29252	5146	-				
	39.1	38.8	24.3	36.9	23.8	75.1	-	100.0	39.2	95.7	66.7	-				
	100.0	71.9	6.1	4.5	11.4	16.7	-	12.8	95.5	25.6	4.5	-				
BACK COUNTRY CAMPING	9765	1821	1323	497	1833	6111	-	-	9268	1323	497	-				
	3.4	.9	4.6	3.6	3.3	24.1	-	-	3.3	4.3	6.4	-				
	100.0	18.6	13.6	5.1	18.8	62.6	-	-	94.9	13.6	5.1	-				
TOTAL ANY CAMPING	123820	69906	8335	5588	14843	25147	-	14618	118177	30576	5643	-				
	42.5	39.7	41.5	40.6	27.1	99.2	-	100.0	42.6	100.0	73.2	-				
	100.0	67.7	6.7	4.5	12.0	20.3	-	11.8	95.4	24.7	4.6	-				
FRIENDS/ RELATIVES/ OWN VACATION HOME	2230	-	2230	-	-	-	-	-	2230	-	-	-				
	.8	-	7.7	-	-	-	-	-	.8	-	-	-				
	100.0	100.0	100.0	100.0	100.0	100.0	100.0	100.0	100.0	100.0	100.0	100.0				

* IF DISTRIBUTION OF NIGHTS NOT STATED BY RESPONDENT, # OF NIGHTS ALLOCATED TO SPECIFIC PARKS WITH OVERNIGHT ACCOMMODATION

Q. 138 ACCOMMODATION USED IN PARKS - B. C. PARKS
 BASE: PERSON NIGHTS IN B. C. PARKS *
 BY PARKS AS MAIN DESTINATION OF ENTIRE TRIP, LENGTH OF STAY, SEASON

	PARKS MAIN				SEASON			
	TOTAL	DESTINATION YES	NO	LENGTH OF STAY SAME-DAY OVERNIGHT	SUMMER	FALL	WINTER	SPRING
TOTAL PERSON NIGHTS B.C. PARKS (ACTUAL)	210 100.0	127 60.5	83 39.5	- 100.0	153 72.9	24 11.4	16 7.6	17 8.1
TOTAL PERSON NIGHTS B.C. PARKS (WEIGHTED)	291332 100.0	173924 59.7	117408 40.3	- 100.0	167590 57.5	20028 6.9	85450 29.3	18265 6.3
HOTEL/ MOTEL/ RESORT/ LODGE	155979 53.5	93387 53.7	62592 53.3	- 100.0	56804 33.9	5875 29.3	84011 98.3	9290 50.9
COMMERCIAL COTTAGE/ CABIN	9174 3.1	3363 1.9	5811 4.9	- 100.0	5157 3.1	4018 20.1	- 43.8	- -
BED AND BREAKFAST	-	-	-	-	-	-	-	-
YOUTH HOSTEL	128 *	-	128 -1	- 100.0	128 *	-	-	-
TOTAL ANY ROOFED	165282 56.7	96750 55.6	68532 58.4	- 100.0	62089 37.0	9892 49.4	84011 98.3	9290 50.9
CAMPSITE/ TRAILER PARK	114055 39.1	66502 38.2	47552 40.5	- 100.0	101847 60.8	4025 20.1	1439 1.7	6745 36.9
BACK COUNTRY CAMPING	9765 3.4	8442 4.9	1323 1.1	- 100.0	3654 2.2	6111 30.5	- -	- -
TOTAL ANY CAMPING	123820 42.5	74944 43.1	48876 41.6	- 100.0	105501 63.0	10135 50.6	1439 1.7	6745 36.9
FRIENDS/ RELATIVES/ OWN VACATION HOME	2230 0.8	2230 1.3	- -	- 100.0	- -	- -	- -	2230 12.2
	100.0	100.0	100.0	100.0	100.0	100.0	100.0	100.0

* IF DISTRIBUTION OF NIGHTS NOT STATED BY RESPONDENT, # OF NIGHTS ALLOCATED TO SPECIFIC PARKS WITH OVERNIGHT ACCOMMODATION

Q.138 ACCOMMODATION USED IN PARKS - B.C. PARKS
 BASE: PERSON NIGHTS IN B.C. PARKS *
 BY TYPE OF EXPENDITURE, OVERALL RATING OF PARKS VISIT

	*****PARTY EXPENDITURE*****				*****OVERALL RATING*****			
	TOTAL PERSON NIGHTS B.C. PARKS (ACTUAL)	DIRECT EXPENDITURE ONLY	ANY PREPAID PACKAGE	ANY PREPAID PACKAGE	VERY GOOD	GOOD	FAIR	POOR
TOTAL PERSON NIGHTS B.C. PARKS (ACTUAL)	210	176	34	24	118	51	24	11.4
TOTAL PERSON NIGHTS B.C. PARKS (WEIGHTED)	291332	228740	62591	15195	169648	62921	46271	15.9
HOTEL/ MOTEL/ RESORT/ LODGE	155979	96935	59044	12977	88145	37885	24168	15.5
	53.5	42.4	94.3	85.4	52.0	60.2	52.2	24.3
	100.0	62.1	37.9	8.3	56.5	24.3	15.5	
COMMERCIAL COTTAGE/ CABIN	9174	8314	860	524	8551	623	-	
	3.1	3.6	1.4	3.4	5.0	1.0		
	100.0	90.6	9.4	5.7	93.2	6.8		
BED AND BREAKFAST	-	-	-	-	-	-	-	
YOUTH HOSTEL	128	128	-	-	-	128	-	
	*	-1	-	-	-	-2	-	
	100.0	100.0	-	-	-	100.0	-	
TOTAL ANY ROOFED	165282	105378	59904	13501	96697	38637	24168	14.6
	56.7	46.1	95.7	88.8	57.0	61.4	52.2	
	100.0	63.8	36.2	8.2	58.5	23.4	14.6	
CAMPSITE/ TRAILER PARK	114055	111367	2688	1695	63409	22961	22102	19.4
	39.1	48.7	4.3	11.2	37.4	36.5	47.8	
	100.0	97.6	2.4	1.5	55.6	20.1	19.4	
BACK COUNTRY CAMPING	9765	9765	-	-	7311	1323	-	
	3.4	4.3	-	-	4.3	2.1	-	
	100.0	100.0	-	-	74.9	13.6	-	
TOTAL ANY CAMPING	123920	121132	2688	1695	70721	24284	22102	17.9
	42.5	53.0	4.3	11.2	41.7	38.6	47.8	
	100.0	97.8	2.2	1.4	57.1	19.6	17.9	
FRIENDS/ RELATIVES/ OWN VACATION HOME	2230	2230	-	-	2230	-	-	
	-8	1.0	-	-	1.3	-	-	
	100.0	100.0	-	-	100.0	-	-	

* IF DISTRIBUTION OF NIGHTS NOT STATED BY RESPONDENT, # OF NIGHTS ALLOCATED TO SPECIFIC PARKS WITH OVERNIGHT ACCOMMODATION

