


THE
ROSE
ENCYCLOPÆDIA.

QL145

.R6m

H4



HORTICULTURISTS

who have used Sulphate of Ammonia will appreciate
the advantages to be obtained by using —

METRO SULPHATE.

It is guaranteed to contain at least 25½% of Ammonia,

It is dry. It is acid-free. It neither cakes nor
absorbs atmospheric moisture.

For prices and particulars apply to :


R. E. DEPARTMENT.

SOUTH METROPOLITAN GAS COMPANY,

709, Old Kent Road, London, S.E. 15.

Phone : New Cross 2000.

T. A. Metrogas Peck, London.



HORTICULTURISTS

METRO SULPHATE

SOUTH METROPOLITAN GAS COMPANY

VICKERY KYRLE & CO., LTD.,
4, GREAT MARLBOROUGH STREET,
LONDON,
W.1

SULPHATE

TO DOUBLE
YOUR PROFITS

in Fruit, Bees, Poultry,
Rabbits, take Postal Course
in Herb Growing and
Collection and utilize all

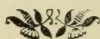
THE
ROSE ENCYCLOPÆDIA.



For forms write to:
Mrs. GRIEVE, F.R.H.S.,
Practical War Expert,
The War Medical and
Commercial Plant Farm,
CHALFONT ST. PETER, BUCKS.

TO DOUBLE YOUR PROFITS

in Fruit, Bees, Poultry,
Rabbits, take Postal Course
in Herb Growing and
Collecting; and utilise all
the waste products of your
'ground' or land—



For terms write to :

Mrs. GRIEVE, F. R. H. S.,

Practical Herb Expert,

The Whins Medicinal and
:: Commercial Plant Farm, ::

CHALFONT ST. PETER, BUCKS.



THE ROSE ENCYCLOPÆDIA.

BY

T. GEOFFREY W. HENSLOW, M.A., F.R.H.S.

ORGANIZING SECRETARY, ROYAL INTERNATIONAL
HORTICULTURAL EXHIBITION, CHELSEA, 1912.

Editor "My Garden Illustrated 1914-15."

*Author of "Ye Sundial Booke," "Early
Poems," and numerous other books of
verse; "History of Gatton Park";
Booklets—"Vegetable Growing for All"
etc.*

FIRST EDITION
WITH ILLUSTRATIONS
AND
GARDEN PLANS.

VICKERY, KYRLE & CO., LIMITED,
4, GREAT MARLBOROUGH STREET,
LONDON, W.

1922.

.R6m

H4

THE

ROSE ENCYCLOPEDIA

THE VICKERY PRESS. LTD.,
187, WESTBOURNE GROVE,
LONDON, W.11.

First Edition, 1922.

PREFACE.

GRACE
NEW YORK
BOTANICAL
GARDEN

A preface to an author is one of the most valued sections of his book, howbeit one of the most difficult to write.

Through it he makes every effort to disarm criticism and to court the favour of the literary jury who shall try his book. In its more or less circumscribed space he thanks his friends for services rendered, and, while giving others their due, he takes care that his own reputation does not in any way suffer. The introduction to the book is, as a rule, forestalled, and, while apologising humbly for having imposed upon the public the efforts of his pen, within a sentence he is trying to prove its worth, and to show it as the natural outcome of demand. In case the reader should think the author to be a presumptuous mortal, every effort is made to explain why the book was written, and to point out its value to one whom it is feared may overlook the same.

Alas! I fear that I shall prove to be unconventional, for, although I trust that my book will find favour, yet I have no excuse to offer for its production. That such a book is wanted I know to be the case, but how far I have been successful in meeting the requirements of the Rose-growing public I cannot tell. I do not for a moment expect to escape adverse criticism from the super-critical, and words of praise, while welcome at all times, are not sought. My great desire is to be of service to the grower of the Queen of Flowers, and to leave behind a work that will be valued until the day comes when it shall be superseded by another. The book must speak for itself, for the author cannot go with it; if he could, he would have to make excuses for too many sins of omission and commission—omission because his book is not large enough, and commission because,—yes, you are quite right!—admitted advertisements into the body of the

JUL 5 - 1927

book. Yes, good reader, I am guilty, and yet unabashed, for I deem it not only to be a sound policy to omit many obsolete Roses, which are hard to procure from my lists, but also to include in the body of the book advertisements. You cannot do without the trader, and, as my book is for practical purposes, I have given him his proper place. There has been no advertisement admitted that does not concern horticulture, and only some of our most reliable firms have been accepted.

Give the trader his place! No flower show can be successfully run without the support of the trade. The National Rose Society or the Royal Horticultural Society would cease to exist as live concerns if the trade withheld its support, and had it not been for the trade the humble efforts of my pen had never been published. "Love me, love my dog!" Accept my editorial and illustrations and approve my advertisements; both may be of service to you, and, after all, to the Rose-grower they are of interest.

You will doubtless notice that they all have been kept to left-hand pages, so as not to vex the reader who is so interested as to be impatient of interrupted vision. What did you say, good reader? "A money-making stunt!" Oh! no; you are quite wrong, for the rates were all the same, and the same favours and opportunities were offered to all our most reliable firms. No. I feel the debt we owe to the horticultural trade, and I prefer to reciprocate their kindly support in the way I have done.

I am indebted to so many firms for their kindly interest that it is not possible to mention all. It reminds one of Founders' Day Service at Great St. Mary's, Cambridge, when is read, "Let us now praise famous men," and later, "and some there be who have no memorial."

I cannot mention all who have helped me in my book, but I should be ungrateful if I did not thank some, and those whose kindnesses have no memorial must take the will for the deed, and accept my book

as a tribute to a trade of which they are most honoured members.

I am very much indebted to that well-known and highly-esteemed garden paper, "Gardening Illustrated," for kind permission to republish certain matter written in that paper by me on the Rose, and for any kind information I have received from time to time. I value very highly the great courtesy shown me by "Gardening Illustrated" and their expressed wish to help me in my work.

My thanks are also due to Messrs. Paul and Son for the gift of Mr. William Paul's book, "The Rose Garden," which was to me as it has been to many growers—a great help. I must thank my old tutors in the gentle art of exhibiting the Rose, The King's Acre Nurseries for many kindnesses received by way of information and sound advice; also Messrs. Alex. Dickson and Son for their interest in my work, and for sending me descriptive lists of their new Roses.

Messrs. B. R. Cant for a colour plate and photograph, and for a carefully filled-in list of Roses.

Messrs. Burbage Nurseries, Ltd., for notes and support; and here let me mention that their catalogue has been of real help to me in the compilation of this book,

My old friends, Messrs. Skelton & Kirby, for notes and particulars in connection with the laying out of grounds.

Messrs. Chaplin Bros., Ltd., for particulars of his new Roses, and also for being one of the first to cordially support my book.

Messrs. Ketten Brothers for their catalogue; a most useful, reliable and valuable guide to varieties of Roses old and new.

I have not the space to acknowledge all my friends, but, as I have said, the book will speak for itself, and, I trust, live to become another milestone in the literature upon a flower we as a nation hold so dear.



Army & Navy Co-operative Society Ltd.

Seed, Bulb and Implement Dept.

SEEDS

Vegetable and Flower Seeds.

Seed Potatoes,

Descriptive Illustrated Catalogue published early in January.

Agricultural Seeds &c.

Prices on application.

*Army & Navy
Special Collections
of Vegetable Seeds
& Flower Seeds.*

BULBS

and Miscellaneous Roots.

Descriptive Illustrated Catalogue published early in September.

Japanese Lilioms a Speciality.

*Hyacinths, Tulips,
Narcissi, Gladioli,
Begonias, &c.*

GARDEN TOOLS and REQUISITIES of all kinds:—

Garden Rollers,

Lawn Mowers,

Rakes,

Hoes,

Knives—Pruning
& Budding,

Spades,

Forks,

Shovels,

Shears,

Tarred Twines.

Manures,

Insecticides,

List on Application.

GREENHOUSES

Conservatories, Peach Houses, Vinerias, Forcing Houses and Wall Fruit Growers, Garden Frames, various designs.

RUSTIC WORK

Arches, Summer Houses, Garden Shelters, &c.

WIREWORK

Rose Temples, Garden Arches, Flower Stands, Baskets, &c.
Illustrations on application.

SPRAYERS

and Spraying Machines. Garden Engines, Pumps, Water Barrows, Garden Hose & Fittings.

GARDEN POTTERY

Vases, Pedestals, Flower Pots, Orchid Pans, Seed Pans, Sea Kale Pots, Rhubarb Pots, &c.

BEE APPLIANCES

Hives, Frames, Foundation, Honey Extractors, Sections, &c.
Prices on application.

105, Victoria St., Westminster, s.w. 1.

CONTENTS.

	<i>Page.</i>
MEMOIRS OF THE AUTHOR	xix.
INDEX TO ADVERTISEMENTS	xv.
LIST OF ILLUSTRATIONS	xvii.
CHAPTER I.	
INTRODUCTION	1
CHAPTER II.	
HISTORY OF THE ROSE	5
CHAPTER III.	
POETRY AND THE ROSE	9
CHAPTER IV.	
SOILS AND THEIR PREPARATION	15
CHAPTER V.	
MANURES	23
CHAPTER VI.	
PLANTING	39
CHAPTER VII.	
PRUNING	49
CHAPTER VIII.	
STOCKS	63
CHAPTER IX.	
PROPAGATION	71

CONTENTS (*Continued*).

CHAPTER X,					
PESTS AND SPRAYING	99
CHAPTER XI.					
EXHIBITING	109
CHAPTER XII.					
ROSES FOR DECORATIONS	133
CHAPTER XIII.					
ROSES UNDER GLASS	541
CHAPTER XIV.					
VARIETIES AND HABITS	161
CHAPTER XV.					
SELECTIONS	177
CHAPTER XVI.					
GARDEN ORNAMENTATION	197
CHAPTER XVII,					
THE ROSE GROWER'S CALENDAR	209
CHAPTER XVIII.					
PLANS AND PLANTING SCHEMES	212
CHAPTER XIX.					
A DESCRIPTIVE LIST OF ROSES IN COMMERCE	355
INDEX	XXIII

INDEX TO ADVERTISERS.

ABOL LTD., 148, Beltring Street, Paddock Wood, Kent	106
ANTHOS & Co., 1 Queen's Road, Bayswater, London	132
ARMSTRONG & BROWN, Orchid Specialists, Tunbridge Wells, Kent	xxvii
ARMY & NAVY CO'OPERATIVE SOCIETY, LTD., 105, Victoria Street, S.W. 1.	xii
BARKER, F. & SON, Sundial House, 12, Clerkenwell Road, London.	158
BATH, R. H., LTD., The Floral Farms, Wisbech	280
BATH, T. & Co., LTD., (Savoy Stores) Savoy St., Strand, London, W.C. 2.	146
BEES LTD., Liverpool	304
BENTLEY, JOSEPH LTD., Chemical Works Barrow-on-Humber, Hull.	34
BOULTON & PAUL, LTD., Norwich.	144
BOURNE, A. & Co., 73, Ludgate Hill, London, E.C.4.	xxviii
BROOKE, JOSEPH & SONS, Halifax.	206
BURBAGE NURSERIES LTD., THE, Near Hinchley, Leicestershire.	256
BURCH, GEORGE, The Rose Gardens, Peterborough	300
CANT, BENJAMIN & SONS, The Old Rose Gardens, Colchester	236
CANT, FRANK & Co., The Braiswick Rose Garden, Colchester.	244
CASTLE'S SHIPBREAKING Co., Baltic Wharf, 160, Grosvenor Road, S.W. 6.	200
CARTER'S, Raynes Park, London, S W.	276
CHAPLIN BROS., Joynings Nursery, Waltham Cross	252
CLAY & SON, Stratford, London, E.15.	22
COOPER & NEPHEWS, LTD, Berkhamsted	102
CROWTHER, T. & Sons, 282, North End Road, Fulham, London.	204
DARLINGTON, W & SONS, Hackney London, E.8.	156
DICKSON, ALEX. A SONS, LTD., Hawlmark, Newtownards, Co. Down	232
DICKSON, HUGH LTD., Royal Nurseries, Belfast.	240
DONNELLY, L. J., 59, Oldhall Street, Liverpool.	38
EDWARDS, T. P., F.R.H.S., Reservoir Road, Southgate, Middlesex.	26
ELKINGTON & Co., LTD., 22, Regent St., London, S.W.	108
ELLIOTT PRUNER Co., LTD., 19, Regent Street, S.W. 1.	52
ENGELMANN, C., Carnation Grower, Saffron Walden, Essex	142
FERGUSON, WILLIAM, Rose Grower, 6, Chalmers Street, Dunfermline, N.B.	264
GAZE, W. H. & SONS, LTD., 19-23, High St., Kingston-on-Thames	284

xvi INDEX TO ADVERTISERS *Contd.*

GOLDSMITHS & SILVERSMITHS Co., LTD., THE, 112, Regent Street, London, W. 1.	122
GRIEVE, MRS., F.R.H.S., Chalfont St. Peter, Bucks.	vi
HAVEN ENGINEERING Co., Goudhurst, Kent	158
HAWKINS, H. E., 303, High Holborn, London	102
HOUSE, ISAAC & SON, Westbury-on-Trym, Bristol	xxii
JARDINE, C. N., F.R.H.S. 86, Lavender Hill, London, S.W. 11	56
KING'S ACRE NURSERIES LTD., Hereford	308
KINNEL, CHARLES P. & Co., LTD., 65, 65a, Southwark Street, London, S.W.	82, 106
LAKELAND NURSERIES, THE, Windermere	272
LEVER BROTHERS LTD., Port Sunlight	ii
LILLEY GEORGE, Cippenham, Slough	138
MERRYWEATHER, H. & SONS, LTD., Southwell, Notts	260
MESSINGER & Co., LTD., Loughborough, Leicestershire	160
MOLASSINE COMPANY LTD., THE Greenwich, S.E. 10	56
MCGREY & SON, SAMUEL, Royal Nurseries, Portsdown Ireland	248
NEGRETTI & ZAMBRA, 38, Holborn Viaduct, London, E.C. 1	148
PAUL, WM., & SON, Paul's Royal Nurseries, Waltham Cross, Herts.	292
PERRY, AMOS, Hardy Plant Farm, Enfield, Middlesex	10
PINCHES, JOHN, 3, Crown Buildings, Crown Street, Camberwell, S.E.	114
PREECE, E. J., 264, Caerleon Road Newport, Mon.	196
PRIOR, D. & SON, LTD., Rose Growers, Colchester	312
PUGH, CHARLES H. LTD., Whitworth Works, Birmingham	208
RICHARDS, G. H., 234, Borough, London, S.E. 1	82
SEABROOK, W. & SONS, LTD., The Nurseries, Chelmsford	316
SKELTON & KIRBY, The Nurseries, Pirbright, Surrey	322
SOUTH METROPOLITAN GAS COMPANY, 709, Old Kent Road, London, S.E. 15	iii
SPOONER, S. & SONS, The Nurseries, Hounslow, Middx.	296
THOMPSON, A. D., 11, Adam St., Adelphi, London, W.C. 2	288
THOMPSON, F. M. & SONS, 14, Victoria St., Westminster, S.W.	202
THOMSON, WILLIAM & SONS, LTD., Clovensfords, Galashiels, N.B.	26
TWELVE HOURS STOVE SYNDICATE LTD., Vauxhall Bridge Road, Westminster, S.W. 1.	152
VICKERY, KYRLE & Co., LTD., 4, Great Marlborough Street, London, W. 1	xxvii
VICKERY PRESS, LTD. THE, 187, Westbourne Grove, London, W. 11	xxix
VOSS, WALTER & Co., LTD., Millwall, E. 14	88
WALKER, MISS WINIFRED. F.R.H.S., 28, Rivercourt Rd., W. 6	138
WALLACE, R. & Co., LTD., The Old Gardens, Tunbridge Wells.	268
WHITELEGG G. G. & Co., The Nurseries, Orpington, Kent	320

LIST OF ILLUSTRATIONS.

T. Geoffrey W. Henslow, M.A., F.R.H.S. ...	<i>Frontispiece.</i>
"Yvonne"	<i>Facing page</i> XVIII.
A Beautiful Rose Garden	XIX.
Lady Sackville (H.T.)	XXII.
Simplicity (H.T.)	1
Mrs. J. Inglis (H.T.)	4
Miriam (H.T.)	5
Mrs. Henry Morse (Pernet)	8
British Queen (T.)	9
Mrs. Hornby Lewis (H.T.)	10
Independence Day (Pernet)	11
Phoebe (H.T.)	14
William Shean (H.T.)	15
Leslie Pidgeon (H.T.)	22
Lady Godiva (wich)	23
Sovereign (Pernet)	38
Princess Victoria (H.T.)	39
Sybil (H.T.)	40
Prince of Wales	48
Milky Way	49
Polyantha Rose "Dorothy Howarth."	60
Los Angeles (H.T.)	62
Banksia lutea (Banksian)	63
J. G. Glassford (H.T.)	70
Edith Cavell (H.T.)	71
Scarlet Climber (H. wich)	98
Blush Rambler (Mult ramb)	99

LIST OF ILLUSTRATIONS, (*Continued.*)

	<i>Page.</i>
Clara Curtis (T.)	<i>Facing</i> 108
Königin Carola (H.T.)	109
A First-Class Group of Autumn Roses	110
Joanna Bridge (H.T.)	132
Golden Spray (H.T.)	133
A Collection of 12 Roses for Button-holes	136
Mrs. Curnock Sawday (H.T.)	144
Una Wallace (H.T.)	145
Betty Uprichard (H.T.)	160
Queen of the Belgians	161
Muriel Wilson (T.)	176
Sunstar (H.T.)	177
A Collection of 12 Roses for Town Gardens	188
Earl Haig (H.T.)	192
Mermaid (H.Brac)	193
Mrs. F. W. Flight (Poly)	196
Excelsa (wich)	197
Paul's Lemon Pillar (H.N.)	208
Jonkheer J. L. Mock (H.T.)	209
Rose Garden, The Brooklands, Leicester	220
American Pillar (wich)	221
A Collection of 6 Rambler Roses	222
Col. Oswald Fitzgerald (H.T.)	354
Padre (H.T.)	355



“YVONNE.”

Awarded the GOLD MEDAL of the National Rose Society, July 1920,
also the Cory Cup for the best New Seedling Climbing Rose, 1920.

FRANK CANT & Co., Braiswick Rose Gardens,
COLCHESTER.



Photograph by Reginald A. Melby, F.R.P.S.

MEMOIRS OF THE AUTHOR.

*“The Rose (mankind will all agree),
The Rose the Queen of Flowers should be.”*

—Sappho (600 B.C.).

I met my first love in the rose world as a boy of 12 in the old gardens of a private school at Lyme Regis, Dorset. Oh, how I loved! And that love has remained with me all my life. She was out of bounds, and for two days I worshipped afar off; but her guardian, who, on the second day, chanced to weed the rose-bed, told me her name was Marie Van Houtte, and, seeing my great love for flowers, cut her for me in all the glory of her autumn tints of lemon-yellow edged with rose, and with outer petals suffused with a rosy blush. From that day my love for roses grew, and the following term I made a small garden, and before the spring, bought, with two weeks' pocket-money and two penny stamps (8d. in all) my first rose tree. This was soon followed by another, for my first tree was selected regardless of advice, for size to me was its great recommendation, and it resulted in a failure. The next was a “Gloire de Dijon,” and, although forbidden to climb, yet it gave me one or two roses before I left my garden and said good-bye to the old school. It was eight years after I chanced on a holiday to go to Lyme Regis, and found the garden overgrown, but from the rough grass and stone there waved a hand to greet me; it was a long shoot of the old “Gloire de Dijon” I had planted as a boy. Shoots had come and shoots had gone. They had been cut or trampled down, and the old stock was almost dead; but its welcome was there, and I carefully removed it with my knife, and took it home, and budded from it more than one good tree. Already I was a rose-grower, at least I thought so, for about the year 1898

I had visited the nurseries of Messrs. Keynes and Williams, of Salisbury, and I had bought two dozen good H.P.s, and also had had my first lesson in budding, which I soon put into practice, with some success. But roses, although my ruling hobby, did not hold the field alone, for sports and other pastimes too often crowded out the days of leisure, and it was not until my student years were over, and I had stepped into the arena of life, that I was able to grow the Queen of Flowers by the hundred and by the thousand.

I was enamoured of her beauty, and could not do enough to promote her welfare. I exhibited, I judged, I organised shows, I enthused gardeners and owners of gardens alike. Growers of six or twelve trees grew their fifties and hundreds, and people who had patronised local shows and looked on their presence there as the performance of a local duty, now went to the show tent as to a Court to bow before a Queen. Like other enthusiasts, I felt no garden could be too big and no work too arduous. Then to London, not as a yearly exhibitor at the N.R.S. "Grand National," but as an Organiser, leading off at the Crystal Palace in 1911 with two large rose shows, each one a long-to-be-remembered success.

The end of the year 1911 and the year 1912 found greater scope for my labours, for I was appointed Organising Secretary of the Royal International Horticultural Exhibition held at Chelsea, the largest Horticultural Exhibition ever held in the world's history. This turned my attention to the writing of garden articles for the Press, and then the founding, with an old friend of mine, of my paper, "My Garden Illustrated." Then came the Great War, and for me France, with the battles of the 1st Somme, then a number of large appointments other than Horticulture. Onerous duties and arduous undertaking into which the Queen of Flowers could not force her way. At last once more the love of horticulture asserted itself, and, after a most successful Exhibition organised for St. Dunstan's blinded heroes, I attacked again the Press,

and offered the services of my pen. An article on roses! A series of articles on roses! A report on new roses! Answers to correspondents on roses! What could I do but write a book and put in order all my large accumulation of notes? What could I do but once more take up the cause of the Queen of Flowers, and in a great endeavour advance her interests?

This work, although arduous, is a labour of love, and it is compiled with a threefold object—first, to advance the culture of the Rose; secondly, to help amateur gardeners; thirdly, to further the interests of the Horticultural trade of this country.

I have tried, as far as possible, to make this book a complete treatise on rose-growing, and I have introduced or enlarged upon features old and new. Every grower has something to learn, and if we all lived to the age of Methuselah, yet something unknown would still await us all. What would we not give to possess a descriptive trade catalogue of the days of Rome, or discover an order for selected varieties scratched by the stilus of some Roman enthusiast upon a leaden tablet! My Encyclopædia would have to be revised at once, and my garden plans would be out of date. Not that the Encyclopædia is complete or the garden plans are the best, for no list of Roses in commerce remains the same, and the style in garden design varies according to surroundings and taste. The book, however incomplete, will remain a milestone in the history of the rose, and if I have been unable to please all, yet there is pleasure in the thought that some must profit by my experience, and in their turn hand on a knowledge that shall operate to the benefit of the Queen of Flowers.

Isaac House & Son's

New Varieties of

Scabiosa Caucasica

True Perennials, Perfectly Hardy Not difficult to grow.

BUT our pamphlet on their Culture is sent free to all buyers.

They may be transplanted with safety from February until August, but March and April are the best months. - -

Annie. Clear light lavender

Collarette. Rich spectrum-violet

Constancy. Blue-violet; very free

Dorothy. Silver-lavender

Dorothy Gwyer. Pure rich mauve

Edith. Pastel-violet; erect, useful

Elsie. Sky-blue; a grand variety

Empress. Silver-lavender, shaded light rose

Erecta Grandiflora. Spectrum-violet

Erecta Pallida. Similar, but lighter

Harold. Rich violet-blue, the best of all

Isaac House. The darkest Scabious yet raised

Mary Witchell. Deep azure-violet, immense

Mrs. J. Smith. Clear lavender-blue, serrated

Princess. Deep rich lavender, perfect form

Silver Queen Silver grey

Violet Walters. Light rose lavender,
conspicuous

Seed saved from our new varieties;—2/6, 5/-, 10/6 per packet.

Write for our Price List.

ISAAC HOUSE & SON,
Westbury-on-Trym, BRISTOL.

Write for our
list of Violet
clumps in
August.

Large Collections of
Alpine and Herbaceous plants
from 40/- to 75/- per 100

Write for our
list of
Sweet Peas
in December.



Photograph by Reginald A. Malby, F.R.P.S

LADY SACKVILLE. (H.T.)
S. MCGREY & SON, 1921.



Photograph lent by G. G. Whitelegg & Co.

SIMPLICITY. (H.T.)
HUGH DICKSON, LTD., 1909.

The Rose Encyclopædia.

CHAPTER I.

INTRODUCTION.

“For the Rose, ho! the Rose, is the grace of the earth!”—Sappho.

In the writing and compilation of this book I have had before me three objects. (1) The furtherance of Rose culture. (2) The promotion of the British Horticultural trade. (3) The guidance and assistance of the amateur grower.

Who would not break a thorn in the interests of the “Queen of Flowers”! For many years it has been my intention to write a book in her honour and to testify to her sterling worth, but the opportunity long evaded my wishes, and notes and memories of the past stood in danger of being forgotten. Had it not been for my enterprising printers and publishers, Messrs. Vickery, Kyrle & Co., of 4, Great Marlborough Street, London, I doubt if in these difficult days this book would have been produced.

Cost of production has necessitated a less elaborate work than was at first intended, and dreams of numberless roses illustrated in colour or by photography have been almost dispelled. Such are costly embellishments, when introduced on a large scale, and although they add to the value of a book, and promote the interests of traders, pleasing the eye, yet they tend to make the price of a work prohibitive to the crowd, and for this reason are better kept within bounds.

Had I my way, the book would contain plates showing good representative varieties of every type of rose; plates demonstrating various seasonable operations in the Rose garden and Rose house, the Nursery and Show tent; the section devoted to garden plans and planting schemes would be exhaustive of all varieties worth growing, and would include alternatives of every description; whilst that portion of the book—the encyclopædia proper—would list every rose known in the past and present and the fullest details would be given. A glorious dream, to be realised only by the more favoured brother who can afford the time and money to carry through such an arduous and expensive undertaking.

The book however, as it is, represents no mean effort. All that is necessary will be found dealt with in the chapters devoted to rose culture, whilst the Garden plans and planting schemes will lend ideas that will assist the grower. The dictionary of varieties, although by no means complete, gives the names and particulars of nearly all roses listed in our British Rose Growers' catalogues and existing in our gardens throughout the British Isles to-day. As a book of reference it would hardly be of interest to include a list of roses that were out of commerce and did not exist even in the gardens of England to-day, it would only confuse the amateur and lead to mistakes. Again it is very hard to know where to stop, for foreign growers are ever pushing new roses upon the market, and they are by no means as careful as our own growers in matters of selection. Indeed, many a worthless variety has been sold under a new name. There is no great difficulty in the raising of new varieties, but there is difficulty in the securing of varieties that are an improvement upon existing kinds or, at the least, of equal quality.

Doubtless I could fill volumes with names and particulars, but it would be of no practical benefit. I trust, then, that the book will commend itself and the lines upon which it is compiled will be approved by all. As regards the trader, let it at once be

declared that the book is British, and the writer, although quite cognisant of the debt we owe to rose growers throughout the world, feels very strongly upon the support that should be accorded to our own nurserymen.

A glance at the dictionary of roses at the end of the book will show the reader what has been done by continental rosarians towards the development of the Queen of Flowers, and he would indeed be a churl who did not welcome the efforts of a horticultural brother; but even the foreign trader will agree that it is only right to support home industries first and then to take your favours abroad.

Nearly all rose growers are in touch with the markets, and they soon procure a new variety that is worth propagating; if, then, a foreign introduction is of any value, the amateur can rest assured that it will not be long before it is found in our own nurseries. All firms mentioned in this book are firms of standing and can be relied upon to advise and supply only goods of honest market value. It is a most surprising thing to me how few amateurs ever visit our large nurseries, where they can see plants and trees growing in quantity and can best judge as to their wants, their likes and dislikes. The show tent for many seems to be the only media for selection, and yet the show tent has its limitations, even if it has its advantages. In any case, it serves for a gathering of the clans, and much useful information is exchanged first-hand. The Horticultural Trade of this country is one of its greatest mainstays; how great, few of us realise, until we carefully consider all the various industries that are involved in its interests. Fruit, flowers, vegetables, plants, trees, shrubs, seeds, roots, tubers—think of the scope! But when you go further and treat of garden sundries, this list is legion and involves anything from a greenhouse to a label, from a mowing machine to a pair of scissors, or a garden ornament to a paving stone. The gardens of the British Isles have been for centuries the wonder of the world, and this is due entirely to our British nurseries and to our Horticultural Traders. These are

the experts, and although amateurs will be found with certain expert knowledge, yet they are in the minority and the experiences of the trade divides them from the professional class. The Rose Encyclopædia is written by an amateur for amateurs, and if I have in any way been guilty of the sins of omission I must plead the status of the amateur.

That this book may be a success, I have done all in my power to secure the help of the rose-growing trade in the filling up of forms for full particulars of all roses, old and new, raised by individual firms. I take it that no one can better describe a variety than the raiser and grower of large quantities of the same; however, I have largely edited these reports, and experience has been my guide. The sections devoted to selections and plantings were compiled after a careful review of all catalogues and rose lists of our best firms, and although cut down owing to lack of space, yet any firm that has been mentioned in the pages of this book will from their catalogues furnish complete or alternative schemes upon request, and, further, will carry out the laying out and planting of any garden of the dimensions designed. In cases where a grower advocates certain varieties in preference to any that I have suggested, I bow to his superior knowledge, for I take it such suggestions will only be made after a more perfect knowledge of soil, surroundings, and situation. The rose grower can always rest assured of this, that the nursery engaged will in its own interests carry out the work entrusted to its care both to the credit of its firm and the satisfaction of its client.



Photograph by Reginald A. Malby, F.R.P.S.

MRS. JOHN INGLIS (H.T.)
S. MCGREDY & SON, 1920.



Vickery-Kyle

Photograph by Reginald A. Malby, F.R.P.S.

MIRIAM. (H.T.)
REVD. PEMBERTON, 1919.

CHAPTER II.

HISTORY OF THE ROSE.

*“ The flower desired so deeply
By thousands of lovers and thousands of maids.”*

—Tasso.

The Rose is found in all countries of the world, and is a native of all, with the exception of a portion of South America and the tropics. The cultivation of the Rose is as old as any branch of horticulture, and although it is hard to trace the age of any variety or to ascertain the introduction of the Queen of Flowers into any portion of the globe, yet ancient history gives abundant proof of the esteem in which it was held, and records of the past prove conclusively the great attention paid to its development. Biblical reference is somewhat uncertain, and earlier testimony is of a very meagre character. Homer's allusions to the Rose in his "Iliad" and the "Odyssey" are, without doubt, the earliest records, but far older must be the attention paid to this floral queen. The Bible tells us of the Rose of Jericho and the Rose of Sharon, but these flowers have been discredited by modern writers, and facile pens have done much to prove the name Rose in these two instances to be incorrect. However, if we turn to the Book of Wisdom, ii., 8, we find clear mention of the Rose in the words: "Let us crown ourselves with Rosebuds before they be withered," and a portion of the preceding verse, "Let no flower of the Spring pass by us," shows that the writer points to a well-known flower and a custom prevalent in his day, as also at a later period. The fact that the wild Rose is found so widely distributed, and that in variety, is, I think, conclusive proof of its popularity. Sappho,

the Greek poetess, writing about 600 B.C., selects the Rose as the Queen of Flowers in the following lines :—

“ Would you appoint some flower to reign
 In matchless beauty on the plain,
 The Rose (Mankind will all agree),
 The Rose the Queen of Flowers should be.”

“ For the Rose, Ho, the Rose ! is the grace of the earth ! ” (Sappho could not have been the first, and she certainly has not been the last, to sing of the Rose). Omar Khayyam from the East sings :—

“ But fairest of them all, the Rosebud sweet,
 With modest blush her skirt doth closely lace.”

Omar, with scent of attar of roses in his nostrils, had to pay tribute, as also our now immortal Shakespeare, in the words, “ As sweet as damask Roses,” and, “ With sweet musk Roses and with Eglantine.” If the Greeks were ardent admirers of the rose, no less were the Romans, who made great advances in its culture, and created quite an industry by their demand for blooms and trees. It is wonderful to find so many allusions in the writings of the ancients to this flower, and the cultural notes given to us, together with references as to its popularity through so many centuries, prove beyond doubt the existence of countless varieties now gone.

Nero is credited by Suetonius, the Latin writer, of having spent four millions of sesterces in Roses for one feast, which in money is equivalent to over £30,000—a severe tax on the Rose gardens of his day ! But it is a testimony to the popularity of the Queen of Flowers. Indeed, not only was the Rose used as a means of decoration, but the floors of banqueting halls were strewn with petals.

The question might arise as to whether or no the majority of Roses used in ancient days were those culled from the hedgerow and the field, but I think, without doubt, they were cultivated varieties. Horace, who writes at length on horticulture, gives us interesting mention of the growing of Roses in beds, and I

would take it that dwarf varieties were not unknown. Pliny advises the deep digging of the soil for their better cultivation, and leads us to surmise the careful study of varieties in a Rose garden set apart for their welfare.

The raising of varieties from seed or sports was well known and studied with deep interest from the earliest ages of horticulture, and the fact that so little is known of this wonderful flower other than the parent stocks that still thrive in climes most suited to its requirements is not to be wondered at.

Amongst the creations of to-day there exist but few varieties of the Roses of three hundred years ago. The fittest survive, and growers only perpetuate those varieties worth having, or which have endeared themselves to popular fancy. The grafted or budded Rose without care soon gives place to the sturdy growth of the parent stock, and if not perpetuated would soon be lost. It would be impossible in a chapter to give extracts of all references to the Rose by the ancients, or to even make such a notice representative of the attention paid to it throughout the ages. India, Persia, Turkey, Egypt, Spain are all full of ancient history of the Rose. Its medicinal properties have been handed down through time. Rose-water and Attar of Roses have been valued commodities through many centuries, and certain old varieties of Roses, favoured for commercial purposes, still exist, even where others have disappeared.

If we studied the Rose catalogues of a hundred years ago, we should be surprised to find how few varieties live to-day. In 1596 the Provence, or Cabbage Rose, and the common Moss Rose were found in well-stocked gardens, and the Austrian Yellow and Austrian Copper flourished at the same time. These live to-day, but there is no doubt that many other varieties existed, and were prized until replaced by more attractive introductions raised in our own country or introduced from the Continent. In 1815 the French growers began to go ahead, and in 1829 we find Mons.

Desportes issuing a catalogue of 2,000 named varieties, few of which, however, survive. This gives us an ample illustration of how easy a thing it is to create and then lose all trace of a flower. In ancient days writers were few, and floriculture, although followed for profit and pleasure, found few scribes to hand down to posterity descriptions that to-day would be so dearly prized.

We expect too much when we look to find a list of the Roses grown in the hanging gardens of ancient Babylon or a tradesman's catalogue of the days of Nero! To find the parent stock growing in any clime is sufficient evidence to me of Rose gardens of the past, and the evidence of the introduction of thousands of varieties that have come and gone in the last 300 years, proves how easy it is, given the parent flower, to produce a novelty. A good Rose is another matter, for but a small percentage of all the new seedlings grown are thought fit for commerce, and much depends upon whether a new variety is an improvement upon an older one of a similar character.


Almost all the modern introductions are varieties that must be budded or grafted on to a parent stock, and that do badly if grown upon their own roots. These wonderful novelties will not contribute to the living history of the Rose, and in the event of a great upheaval in civilisation they will disappear, and become, if recorded, only gilded history of the past. The Roses born to last can only be those that do well upon their own roots, such as Damask Roses, Moss Roses, Provence Roses, China Roses, Alba Roses, and others. Such will live and hand themselves on, even against our will, and, although the raiser may be forgotten, still he lives, and leaves the earth a brighter place for having existed.



Photograph by Reginald A. Malby, F.R.P.S.

MRS. HENRY MORSE (Pernet)

S. MCGREY & SON, 1919.



Photograph lent by G. G. Whitelegg & Co.

BRITISH QUEEN. (T.)
S. MCGREY & SON, 1912.

CHAPTER III.

—
POETRY AND THE ROSE.

*Give me a rose when all the world is gay,
Give me a rose in June or smiling May,
Give me a rose to cast its spell around,
For where the rose doth bloom, great joy is found.*

T.G.W.H.

—
He is a soulless being who cannot delight in verse, or whose eye conveys no joy to the mind at the sight of a lovely flower. The song of the Thrush and the glory of the Rose to me from boyhood upwards have ever remained as two of the greatest gifts of a beneficent Creator.

What wonder that the heart is moved to give expression of the joy it feels, and that song and Verse should honour the giver and the gift of earth's most lovely flower. I make no excuse for introducing into this book poor samples of the humble poetic efforts of my pen, for they are offerings to the Queen of Flowers, and he who values my information will tolerate my praise. We cannot all express our thoughts as Sappho or loose for friends those utterances they'd choose; but we can burn incense to our hearts' desire, and lift the minds of many higher than our own. It has been truly said, "In every love-song Roses bloom"; true, for love gives its best, and the tribute of all in the floral world has been the Rose. One of the greatest gifts I have ever had given to me was a Rose plucked on Christmas Day by our old gardener when I was a boy.

The sweetest song I ever heard was of the Rose, and I am sure that there is no perfume that lingers in my memory more than that obtained from the *pot-pourri* jar which stood in the drawing-room of the old home.

PERRY'S

Hardy Plant Farm,

Alpines, ∴ Perennials,
New & Rare Shrubs,
Water Lilies & Bog
Plants.

HARDY & EXOTIC FERNS

One of the most complete collections
in existence, strong, healthy stock
true to name. . . . :

Prices will bear very favourable
comparison with any reliable firm
in this country. . . . :

CATALOGUES FREE on demand.

ENFIELD - Middlesex.



Photograph by Reginald A. Malby, F.R.P.S.

MRS. HORNBY LEWIS. (H.T.)

E. J. HICKS, 1921.



Vickroy-Korte

Photograph by Reginald A. Malby, F.R.P.S.

INDEPENDENCE DAY. (Pernet.)

MESSRS. BEES LTD., 1919.

THE TIME OF ROSES.

Gather the Roses in July,
 At the end of June expect them,
 But ever remember that you and I
 Ne'er gather if we neglect them.

TO THE WILD ROSE.

O floral spray from which the warbler sings .
 Dear blushing Rose whose wooded pungent scent
 Doth fill the country side with sweet content,
 What love is conjured up, and presence brings !
 Dear Queen of lavish feast of pleasant things
 That winter and the spring too long hath pent !
 Thou hallmark of the summer now find vent !
 Go, cast thy stars, bright blooms o'er mantle green,
 And let in jewelled robes thy face be seen !
 Bear me, dear rose, on fairy petalled wings,
 That like the butterfly I too may float
 On perfumed breezes, while the lark's sweet note
 Wakes childhood up within my heart again,
 And stirs to simple pleasures free from pain.

LIVE !

Spend each hour as best you may—
 Life is full of sorrow,
 E'en the Roses of to-day
 Live but through the morrow.

THE NATIONAL EMBLEM.

THE ROSE OF OLD ENGLAND.

No weak exotic flower art thou,
 True emblem of a nation great,
 No clumsy bloom on ill-grown bough,
 Denoting poor or weakly state :

*For Britons bred in their own land
 Are noble, hardy, bold and free,
 And, like the Rose, all climates stand—
 They've sampled in their old country.*

But thou of every flower art Queen ;
 And who can tell thy royal worth ?
 For 'midst the rest, when thou art seen,
 Thou reignest o'er the gems of earth.

*Each nation owns thy mighty power ;
 Each empire harks to thy decree ;
 And though they envy, all admire
 And praise thy true nobility.*

But yet within thy foliage rare,
 Thy sturdy wood reveals a thorn
 That bids each ruthless hand beware,
 Lest from its home some Rose to be torn.
*So, too, there guards each citizen
 Our national sword of sharp defence.
 The Union Jack protects us when
 Some foreign hand would pluck us hence.*

Upon the briar that fosters thee,
 Procured from ancient British soil,
 Thy parent stock gives growth that's free,
 Rewarding labourers for their toil.

*We live the best in our own land ;
 More happy we on our own shore.
 If foreign paupers we'd withstand,
 Then England's wealth could keep her poor.*

*If blight or mildew check thy growth,
 Some fungus spot thy foliage green,
 'Tis ignorance, or 'chance 'tis sloth
 Permits them wound thee, Floral Queen.*

*E'en like a government that's bad,
 Whose laws assail us like a frost,
 Whose taxes blight the growth we had,
 And, unremoved, our country's lost.*

*Still, when, in spite of every strain,
 A wondrous Rose unfolds to view,
 And, warmed by sunshine, fed by rain,
 Proclaims to all a life that's new,
 'Tis like our country plunged in strife,
 That stirs itself and turns about ;
 She stops disaster with new life,
 And puts her envious foes to rout.*

*We gaze upon the beauteous Rose,
 Proclaim it as our national flower ;
 And every child of England knows
 The glorious emblem of our power.*

*We think upon our mighty name,
 Our flag with its historic past ;
 God grant that we improve its fame,
 And, like the Rose, it, too, may last.*

T. G. W. H.

CONTENTMENT.

Give me a seat, a pleasant nook,
 Within my garden fair;
 I need no tale or story book,
 For Roses scent the air.

THE ROSE GARDEN.

There's a breath from the South in the morning,
 A dew on each fresh-opened flower;
 There's a mist which still present gives warning
 That the sun shall shine forth in its power,
 There's a scent of sweet hay from the meadow,
 Young birds are at feed on the lawn,
 And each soft shaft of light and each shadow
 Says Summer is out with the morn.
 A fine perfume the air is pervading,
 An incense floats up from a shrine,
 And I follow that odour invading
 A garden of Roses called mine.

MY FLOWER EVERLASTING.

Roses all the year I grow,
 And with such I never part,
 For though seasons come and go,
 Roses bloom within my heart.



Photograph lent by B. R. Cant & Sons.

PHOEBE. (H.T.)
B. R. CANT & SONS, 1921.



Photograph by Reginald A. Malby, F.R.P.S.

WILLIAM SHEAN. (H.T.)
ALEX. DICKSON & SONS, 1906.

CHAPTER IV.

SOILS AND THEIR PREPARATION.

“ The Desert shall rejoice and blossom as the Rose.”
—Isaiah.

Where the wild Rose throws her bloomy spray, there will the cultivated Rose succeed. Where the Elm grows big in field and hedgerow, there the soil is good.

Few of us choose a house for the quality of its garden soil, and, although aspect and position will greatly determine a decision, yet by far the most important consideration in cases of large houses is soil. Your very health will largely depend upon the soil of a neighbourhood, and whether it be clay, gravel, chalk, or sand, its effects at certain seasons of the year will be felt. If this is the case with men and animals, which it certainly is, it is equally true as regards plant life. I have always maintained that you can grow Roses anywhere, but your soil must in many places be prepared. The true gardener never owns, and seldom knows, defeat. After all, it is not so much the fault of the soil as it is its treatment that brings success or failure. Like the Scotsman who declared that there was no such thing as bad whisky, but that some brands were better than others, so I would pronounce on soils. Give me the land and I will give you the garden—yes, and a Rose garden! A man once showed me hard rock, and said: “Get on with that!” I replied: “Oh! that is easy,” and I sketched him out a plan of beds and paths, and proved to him that by the removal of a little stone where the beds were required, a little drainage to follow the fissures in the

rock, natural giant pots could be formed to grow Roses. To give the extra depth, I planned all beds to be raised on the principle of a rockery, and, beyond the carting in of the soil for the actual beds, the rest was simple. It is seldom that we are faced with an impossible solution to a problem in the garden world, but when such seems to be the case, it is found not so much in the soil as it is in aspect and general surroundings. You cannot grow Roses like ivy under trees; neither can you grow them successfully on a continually wind-swept and exposed site, such as we find round the coast, where even the stunted and half limbless trees show by the angle at which they are growing the path of the prevailing winds. Roses must smile at the sun, moon, and stars, and Roses must have shelter, be it the thatched hurdle or the distant wood. Look at the wild Rose growing in the field or hedgerow, and note when it does best on a variety of soils. It does best where the soil in which it is growing is shaded, as in the hedgerow of a country lane or the border of a wood. Why? Because such shade conserves the moisture in the soil; also, the thorn or material over which it grows lends support against rough winds. When considered, the aspect is in nearly every case the best that could be got, and the surroundings are found to be those that are most congenial. This is natural, and when we think it over it is only what we should expect, for, although rose seed is scattered everywhere by birds, it grows and thrives only in the choicest sites, and according to the soil it has survived to reproduce itself on the same land for very many years. In dealing with soils, it is necessary that we discuss the root growth of the Rose, and here we shall find that, although every plant, tree, and shrub possesses habits peculiar to its kind and is shallow or deep rooted, yet soil to a large extent controls the natural growth.

The elm tree is naturally a surface-rooting tree, but in some soils the roots run deep, developing into what are commonly known as tap-roots. This I have

noticed to be the case on the same land, and even close to another tree that is surface-rooted. Roots have more than one function to perform; thus you nearly always find with trees, the largest roots are developed on the prevailing wind side of a tree where the position is exposed. Nature knows no law, and we find all sorts of variations, even in plants with the most regular habits of growth. It has always been held that fibrous roots are more productive of flower and fruit than roots that run deep; but unless certain roots have certain functions which no man can prove, I maintain there is really no difference.

The principal point to remember is that the top soil is richest in all those properties that tend to good growth, and it is fed year by year naturally or artificially. Fibrous roots thus are sought and encouraged. Tap-roots are, however, of equal value, though from a fruit and flower producing point of view they are held to be inferior, and root-pruning in the case of fruit trees has given evidence of this fact. But I think the point to be remembered is this. Tap-roots are the giant arteries of the tree, and when they exist in strength they are put out to, firstly, build up the tree with growth according to its kind, and then to feed and sustain, according to the requirements of the fully-developed tree. Such a tree, when it has reached its intended size, will fruit and flower equally well fed by tap-roots.

Of course, if you wish to restrict growth for immediate results, you cut off your tap-root and feed from fibrous roots.

Nature is our great adviser. For years I have dug briars from the hedgerow and the field, and the best grown, largest, and in season best flowered were those with the deepest roots. It is a very hard thing to find briars with a liberal supply of fibrous roots, especially on a clay or heavy soil. These things teach us a lot, and help us to form opinions as to methods

of cultivation and treatment of soils and plants. My observations have taught me that a good supply of water is as important to the Rose as good soil. In a dry season the Dutch hoe is not going to compete with your neighbour's watering can, nor a sandy soil with a rich loam. Moisture is everything to the Rose. Where it exists in the soil every effort must be made to conserve it, and where it is lacking it must be supplied.

To the lover of the Rose no trouble is too great to ensure that our Rose-beds are exactly what the Rose requires. So much depends upon what you have got or can get before giving advice. There is no need to be extravagant or expensive in one's ideas, for the Rose is as much the poor man's flower as it is the rich man's, and a little thought and prudence will save much unnecessary labour and expense. If you have a garden ready made with a good depth of soil of a nice greasy, retentive loam you have got all that you require for the Rose. Manures, natural and artificial, in season will do the rest. Granted that every soil can be improved or altered a little so as to suit all classes or variety of Roses; yet when you have that which will do, to go to additional labour and expense is not unlike the cook who uses six eggs in a cake where two are sufficient, or vintage port in a trifle when the ordinary wine is good enough.

Without going into a soil analysis which is not necessary, you will find, no matter what your subsoil, that you can grow Roses. If not made, mark out your beds, and let us start at once. Remember always one great point—a well-made Rose-bed is to last for years, and it is worth while digging and excavating to do the work properly. When making my own Rose garden, all the small beds were emptied of soil to the depth of three feet, the bottom of the bed picked over, rough stone and broken brick was then thrown in to a depth of six inches, upon this came a heavy coating of manure to about five inches, then the roughest of the soil was put back to the depth of one foot, and then the last

foot of soil. Allowing for additions, such as broken brick and manure, it will raise the bed to a nice height above the level of the ground. Before replacing your last foot of soil scatter some old, well-rotted manure, burnt garden ash, or old leaf-mould, if you can spare it, to the depth of two inches; then throw back your top soil and shape up your bed, leaving it to settle for a few days before planting your Rose trees. A word now as to top soil. The best that can be got is the soil that lies three or four inches beneath the turf of old pasture land; but if you are on a good loam, the soil of your garden should suffice, and, according to its nature, so you can improve it. Try and keep the top soil light and retentive of moisture. If there is too much clay in your soil, dig into the surface some sand or road grit that has been screened or sifted. When you plant your trees the soil ought in dry weather to easily break up and filter round the roots, but yet must be trodden down firmly. If the garden soil has been in cultivation for very many years, a coating of lime well forked in will do it a lot of good.

I am a great believer in the presence of sand in the top soil, for it promotes root growth, and, provided there is plenty of good loam, it can do no harm. People have got it into their heads that Roses to do well must be grown not *on* but *in* clay, and it is a very hard matter to dispel this notion. There is only one thing in clay that is of real benefit to the Rose, and that is water. For this very reason, a percentage of clay in the soil is beneficial. If then we add feeding properties and good drainage, we are working on right lines. Clay that has been exposed to frost and sun soon gets into a friable condition, and is ready to dig into a light soil during dry weather. On a clay soil, the most difficult problem to solve is drainage; in some places the loam is so shallow that it is impossible to dig a bed without, at certain times of the year, forming a veritable pond. In this case field pipes should be inserted in a large bed, and if a fall cannot be secured, then the bed must be raised well above the clay level.

Chalk itself is hopeless for Roses, but as a sub-soil it is excellent. He who would grow Roses on a chalk soil has indeed got to put his thinking cap on to make a garden. Old ponds have to be cleared out, hedges and ditches searched for soil; turf, no matter how thin, has to be stored, and every opportunity taken to cart in a load of good loam to mix with it. In some districts the soil is so poor that there is nothing for it but to cart in a proportion of loam to mix with what you can get. But when this is done, oftentimes the district is too wind-swept for flowers to do well. However, shelter can be made and soil can be gathered and imported even in the worst district. The same applies to a sandy neighbourhood, but here fewer troubles await us, for soil will always take a large percentage of sand; the only difficulty, of course, is to get it retentive enough. On a sandy soil keep the surface well supplied with leaves and leaf-mould. This, with old manure forked in, will help to conserve the moisture. Leaves have a great value, not only for keeping the moisture in the soil, but also for keeping out the frost, and ultimately in enriching the soil. Next to chalk I think a gravel soil is one of the most disheartening, for it entails so much labour. In any case, whether a bed is large or small, it must all be got out to a depth of two feet to three feet. This done, and your beds filled in with good soil, Roses generally do well, for the drainage is good, and long roots soon find their way through the gravel.

I do not wish to give the amateur the idea that it is necessary to go to the labour or expense of emptying every Rose-bed of soil and of filling it up again to suit the best requirements of the Rose. This is not so, except in the case of small beds, when I think it is well worth the trouble. In the formation of large beds on unbroken land, it will suffice to throw back the top soil, and, having taken out a section of the bed, to break up the bottom and make it up as already described. Of course, in a well-dug garden this will not be necessary, for already there will exist a good depth of soil that has been turned over and over for years.

Nevertheless, even this land should be trenched, heavily manured with old manure thrown in at the bottom of the trench, and if the soil is poor, as dug, it should be enriched with turf loam, burnt ash, leaf-mould, scrapings of an old pond, and old mortar that has been broken and sifted. Try and keep the top foot of your Rose-bed as much like a rich potting soil as possible, and you can never go wrong. Of course, this is ideal, and it is not to be expected that soil on a low scale can equal carefully prepared potting soil; but to the true lover of the Rose it will not be so very difficult to get near such excellence. After all, we can only make the best of the materials we have, and, although we would like to do better for the Queen of Flowers, still, she is not over-exacting, and I often think it is our enthusiasm that carries us away to execute almost unnecessary work on her behalf.

Nature is very generous, and as a rule it is a case of eyes and no eyes, for there is nearly always material at hand from which to fashion what we require if only we could but see it. Odd bits of turf should be stacked and allowed to decay, for there is no better soil. If a bed is in course of construction, turf can be thrown in just as it is cut to the bottom of the bed with the manure. About the second or third year the roots of the Rose trees will tap these resources, and the benefit will be seen very quickly. In dealing with soils, it is not out of place to treat of the immediate surroundings of a Rose border, for in the case of low-lying land beds should be kept raised as much as possible, especially on a clay soil. Large trees and shrubs, if growing near, will be sure to send out their roots towards the better soil, and very soon the Rose-beds will become filled with thin roots, and the soil will be impoverished. The ash tree and the elm are two of the worst offenders, and nearly every kind of poplar is to be avoided. Still, beggars cannot be choosers, and in many a garden it is proximity to a tree or nothing. In this case keep away as far as you can, and be prepared to re-make the border on the very first signs of your trees going back.

CLAY'S FERTILIZER

(The World's Plant Food)

Produces Roses of charm and fragrance. By its aid all Flowers, Fruits, Vegetables and Foliage are brought to perfection.

IT IS SAFE, QUICK-ACTING, RELIABLE.



The accompanying is an illustration of the

“CLAY” CHALLENGE CUP

Presented by Messrs. CLAY & SON to the Council of the Royal Horticultural Society, for annual competition, for a New Rose not yet in commerce, having the true old Rose Scent.

OPEN TO ALL.

Silver-Gilt in two colours: 18 ins. high (including pedestal); 13½ ins. between handles; 90 ozs. in weight; in solid Oak Case.

*Designed and manufactured by
Messrs. Elkington & Co., Ltd.*


Sold Everywhere in Tins; and in Branded and Sealed Bags of 7lbs., 14lbs., 28lbs., 56lbs., and 112lbs.
Or direct from the Works.

Every Genuine Tin, Bag and Seal bears the Trade Mark, as at side.

CLAY'S
LONDON
FERTILIZER
TRADE MARK

CLAY & SON, Manure Manufacturers,
Bone Crushers, &c.

STRATFORD, LONDON, E.15.



Photograph by Reginald A. Malby, F.R.P.S.

LESLIE PIDGEON. (H.T.)
HUGH DICKSON, LTD., 1921.



Photograph by Reginald A. Malby, F.R.P.S.

LADY GODIVA. (wich.)
G. PAUL, 1907.

CHAPTER V.

MANURES.

“I know the secret of the Rose. She blushes!”
—Lytton.

Roses are gross feeders, and every Rose grower who is desirous of being successful must study to a certain extent the values and application of manures. The subject, at its best, is not a savoury one, and few of us care to make an analysis of the manure heap, or even to handle that which we know to be so good for our trees; but it is wonderful what we will do for things we love and surprising how keen and enthusiastic we can become on matters which at first caused positive aversion.

“Evil be to him who evil thinks!” A very excellent motto to quote when the poor Rosarian has to enthuse upon such a subject as manures. If we were all chemists we should talk in the language of chemists, and allude to the fertilisers of the soil in gilded phraseology, defining only their component parts. But the great majority of Rose growers are only poor gardeners who, unlike their forefather Adam, have to struggle with the difficulties that beset cultivation, and although we do not blame him for his imputed legacy, yet we would rather that things were made easier for us in the fostering of the things we love. Personally, I feel that half the joys of life come from the difficulties that surround the getting and achieving; possession and retention of what we hold are too often fraught with anxieties and cares. “A glorious Rose that has cost us something to produce, even the supposed humiliation of the muck heap, will give greater pleasure than a bloom culled from a

neighbour's garden. The more we study a subject the greater our qualifications for mastering its difficulties, and it is only the prude and the super-sensitive that will not bend to the necessities of life, be it plant or human.

The little urchin who clears the streets with dust pan and brush of what is good for his miniature garden is of far more interest to me than the noble lord who pays his gardener's bill for artificial manure. I can see the trader smile, but, "bon comrade," that self-same urchin in all probability is the gardener of to-morrow, and his knowledge of plant life is far more likely to become thorough than he who so seldom devotes an hour to the study of the growth and requirements of the trees he loves.

We may all talk of leaf mould, bone meal, shoddy, and artificials, but cow dung, pig manure, night soil, sheep droppings. Oh, no! I am sorry if I shall offend, but, good reader, if you think so do not read further; however, our national motto may prove a fine disinfectant for the mind of anyone who objects.

I am not a chemist, and cannot talk to you in the language of chemists; neither would I do so if I was, for I am sure this chapter would lose half its value. We will call a spade a spade, and get on with our subject, but here a short story albeit a very old chestnut. Two navvies got into a railway carriage in which sat a Bishop, and on sitting down, one poked his shovel by accident into his friend's face. "Hi, Bill!" shouts the friend, "mind what you are doing with that *blank*'s shovel!" Then realising that the Bishop was present he apologised, and remarked, "You see, my lord, I always calls a spade a spade." "Indeed," said the Bishop, "I thought you called it a *blank* shovel." In describing our subject it is not necessary to descend to the phraseology of the navy, or to examine the depths of the cesspool; but in common terms I will try to interest and to educate my readers in a most important necessity of the garden.

Manures and soils should really form one chapter and be dealt with together, but the subjects are far too large, and as I have already pointed out, I do not intend to go into an analysis of either beyond that which is absolutely essential. I simply rely on the testimony of growers and my own personal experiences. Remember this, good reader; your Roses will *have* to be fed if the trees are to do well for many years. The soil may be ever so good, but it will gradually become exhausted of all those properties so necessary to Rose life; while if the soil is poor the building up of the same will be an annual consideration. So much depends upon what you can get. It is an easy matter for the man who keeps cattle and poultry to obtain all that he requires, but not so for the suburban gardener who neither keeps a horse or pig, nor lives near a farm. But most difficulties can be overcome, and in these days the cost of artificial manures is so reasonable that the Rose grower can generally secure those essentials his garden requires. If I divide up all manures under two headings, natural and artificial, I shall doubtless be better able to successfully deal with the subject. Under natural manures I would place *Farm Yard* manures, such as that of the cow, pig, horse, sheep, fowl, pigeon; *House* manures, such as soot, the cesspool and night soil; *Garden* manures, such as leaf mould, green refuse, burnt ash, and turf. Outside these come Bone meal, Fish manure, Guano, Shoddy, etc. Under Artificial manures we have a variety of compositions all containing in various quantities those ingredients so necessary for plant life, namely, Lime, Nitrogen, Phosphates and Potash.

No matter what manure we use, a plant will only assimilate a certain quantity of those ingredients necessary for its well-being. If too much of any of its foods be given to it the results are disastrous. Like a greedy child it will devour more than is good for it, and suffer in consequence. The earth, with its inexhaustible stores, is so ordered that seldom do we find in soils such an overplus of foods as to be detri-

“Northern Heights”

Gold ROSES Medal

Are grown on stony clay land, 400 feet above sea level, exposed to all winds and are cultivated, under personal supervision, to produce fibrous rooted, hard wooded trees that succeed everywhere.

Testimony of their great success has been received from customers in Belgium, Canada, South Africa, Scotland, Sweden, United States of America, etc.

If you have been unsuccessful with new trees from other districts, try—

“NORTHERN HEIGHTS” ROSES.

T. P. EDWARDS, F.R.H.S.,
Reservoir Rd., Southgate, Middx.

An Ideal Manure for Roses.


THOMSON'S VINE, PLANT and VEGETABLE MANURE.

Moderate in Price
and of Highest
Quality and Analysis.

The Result of Long
Practical Experience
in Gardening.

Produces Vigorous,
Healthy, Fruitful
Growth.

For Price Lists,
Analysis, Pamphlets,
etc., apply to
Sole Makers :-



Also
THOMSON'S
SPECIAL TOP
DRESSING MANURE

An Excellent
Stimulant.

Have stood the test of
over 40 years.

Largely used at Home
and Abroad.

Sold by Seedsmen everywhere.

Sole Makers :

WM. THOMSON & SONS, LTD.

TWEED VINEYARD, CLOVENFORDS, GALASHIELS, N.B.

mental to plant life; on the contrary, it is noticeable that for higher cultivation it is essential to increase those properties required, but there are limits, and enough is as much a feast as a feast is enough.

Experiment and experience are our best tutors, and when we are in doubt it is far wisest to call in the physician. I have always been content to place myself in the hands of good reliable firms of some standing when dealing with artificials, and such firms as Walter Vass and Co., Wm. Thompson, Joseph Bentley, Clay, the Molassine Co., the South Metropolitan Gas Co., L. T. Donnelly, are quite good enough for me. These firms have made a great study of fertilisers, and their products, of which we will treat later, have stood the test, and are to-day too well known for me to dilate upon them to any extent. In the case of natural manures, these we get in varying strengths, and it is almost impossible to estimate their accurate values.

For instance, manure from cattle fed on cake and corn is of far greater value than that from hay or grass-fed beasts. Even soot varies, while bone meal and guano are hardly ever the same. The Rose grower, fortunately, is interested in a plant of generous habits, and which possesses a constitution not easily upset, so that he need have no fear of a slight overdose doing much harm, even if it does not do any good.

In considering suitable manures it is necessary also to take some stock of our soil. Fresh broken land may be poor and need more manure than land that has been worked for many years, but speaking generally, fresh broken pasture land with a good depth of loam should need very little manure for a year or two. If devoid of humus or decayed vegetable matter, stable manure should be dug in, or unburnt garden refuse should be returned to the land; but in no case should any fresh manure be placed in contact with the roots of the newly-planted tree. Fresh broken land, as a rule, if poor, is better enriched with

shoddy, bone meal, soot, old stable manure and the like, and then, when the trees are established, the same should be top dressed with natural and artificial manures. Old garden land, as a rule, is rich in humus or decayed vegetable matter, but having been cropped heavily it is generally found to be lacking in many mineral ingredients so much required by the Rose. Lime is the best tonic that can be given to old and often sour land, and it is perfectly marvellous what a coating of lime will do for worn-out soil that has been overfed for years. Here it is fitting to discuss the best form in which to administer manures, whether in solid or liquid form. Personally, I lean towards the solid form, although it is evident that the liquid form, as might be expected, is considered the best, for it is in this form that it is taken up by the plant. But it is far easier to give an overdose in liquid form, and also it entails greater labour and trouble, since all applications are best administered after a storm of rain, which may easily be missed.

On the other hand, solids are always waiting on the rain storms, and, while waiting, imparting to a certain extent nutriment to the soil. When the buds are swelling, manure in liquid state is the best form in which to administer it to your trees, but this is generally given as an extra, the soil, as a rule, having been well manured first.

This question is often asked: "Which is the better plan, to top dress or to dig in all manures?" It is a little difficult to answer, for while you do both there is no doubt but that all manures should be placed under the soil, to return to it those properties it requires. If left exposed, much of the goodness is lost; this is most noticeable on certain days when we pass by a farm yard and smell the ammonia given off by the manure heap which is heating or which has been washed out by heavy rain.

In spite of this, I hold that top dressing after soil has been originally dug and prepared to be the best way in which to administer manures to Rose

trees. There are many reasons for my decision. In the first place, too much digging round an established tree is sure to result in damage to the roots; in the second place, at no time should strong or fresh manure be brought in contact with the roots; in the third place, as a top dressing it forms a frequent mulch, which the earth receives by degrees. Remember, soil, like plants, can be overfed at any one time, although, given time, it can store up the substances administered. Let us turn to nature and take a lesson from her; she both top dresses and digs in. Top dresses in the autumn with leaves and decayed vegetation, which all through the winter months is gradually returned to the soil, washed in by rains and dug in by worms. See the burial beetle place beneath the soil a dead bird or small animal; see insects burrow into soil and leave in it store of surface matter that must decompose and fertilise.

The leaves of a giant tree, if left where they fall, are soon returned to the earth, especially in a wet winter. If you examine the surface of the ground you will notice how the worms drag them beneath the soil, doubtless with the intention of keeping the holes open to allow the rains to run down the pipes they make, and air to be drawn into the soil.

Water and carbon form the greatest part of a plant's content, and while the elements feed the leaves and branches above, the worms administer to the roots below, drawing down the air as surely as a plunger in a pump, and conveying the water to the roots in quantity by the holes or drain pipes that they have made.

Roses, like most plants, require but little of the salts of the earth; carbon and water form their principal necessities.

If you would prove this, do what Van Helmont, a celebrated alchemist, did in the early 17th century. Grow a tree in a large pot, weigh the soil, pot and tree at planting, and then in three or four years weigh

again and see what each has gained or lost. Van Helmont planted a willow tree weighing 5 lbs. in 200 lbs. of dry soil. He watered it regularly, taking care that no dust or dirt fell on the soil in which the tree grew. At the end of five years he weighed the tree and soil, and found that the tree weighed 169 lbs. 3 ozs. and the soil 199 lbs. 14 ozs. The tree had gained 164 lbs. 3 ozs., and yet the soil had only lost 2 ozs. How, you ask, is this possible? The answer is this: the tree's gain was made up of 2 ozs. of soil properties, water, and also carbon absorbed in the form of carbonic acid gas taken from the atmosphere by the foliage. I quote this incident to show the little a plant really takes out of the soil, and although the amount varies according to the plant, yet it is but little after all. But how mighty an atom can be, and how far-reaching its effect is best instanced by medicines and drugs, and of such character are manures. Soils, as a rule, are more or less deficient of lime, nitrogen, phosphates and potash. Lime acts directly on the soil, sweetens it and improves its condition; incidentally it keeps down pests and fungoid diseases. Nitrogen promotes the development of the foliage through which, as we have shown, carbon is received, and which goes to make up the plant matter. Phosphates encourage root development, accelerate growth, induce fruitfulness, and impart strength to the tree. Potash aids in the process of assimilation, which, in the words of an able chemist, transforms the atmospheric carbon into the carbon compounds of starch, sugar and cellulose, of which latter the cell walls of all plant life are composed. It will be seen, good reader, that the well-being of our Rose trees depends to a very large extent on the nature of the soil and manure with which we feed them. Most growers, and wisely so, buy their fertilisers as complete compounds, and trust to the knowledge of the merchants. There are many fertilisers on the market, and of "Phlo" Complete Fertilizers, manufactured by Patullo Higgs and Co., Ltd., of Orpington, the No. 4 is excellent for Roses, whilst the fertilisers of Messrs.

Clay, of Stratford, Wm. Thompson, of Clovenfords, Joseph Bentley, of Barrow-on-Humber, Hull, the South Metropolitan Gas Co., L. T. Donnelly, the Molassine Co., have become famous. There are, of course, many good fertilisers, but I would advise my readers who are about to use artificial manures only to deal with firms of standing, whose goods can be relied upon as confidently as can those of the firms mentioned in this chapter. "Clays" has become a regular "slogan" with nearly all gardeners, and their fertiliser is a well-known Rose and plant manure sold in small and large lots by those who deal in horticultural sundries. I have used Clay's fertiliser for years, and have proved its great value. So also have I used and tested in various ways Wm. Thompson and Son's fertiliser, which is a grand Rose manure.

Although used generally for vines, it is a generous and safe manure for Roses in the open or under glass. In the Rose border in the open, lightly fork in 1 lb. to the square yard, and for pot Roses 4 lb. to a barrowful of soil is a good mixture. The way to test artificial manures is to follow implicitly directions as to use, and then selecting your trees, feed them with only one kind of fertiliser; do not change the diet. Try it on different kinds of Roses that are growing well, for not every tree will respond to treatment. It is no good over-feeding a sickly tree, for, like a sick child, it does not want much food. Care and attention, yes! Possibly the trouble may be in the soil, in which case, if many trees are affected, the wisest course to pursue is to call in the specialist. Send a fair sample of the soil to Messrs. Voss, who will advise you as to what is best to be done to correct the trouble. This firm has made a great study of soils, plant diseases and pests, and it is wonderful what can be done in a few days if only proper methods are employed. The great value of all manure lies in the time to apply and the quantity to use. Some manures are quick in action, as, for instance, Sulphate of Ammonia; others, such as bone meal and shoddy, are slow, and of a more lasting character.

For a top dressing "Metro" Sulphate is a magnificent fertiliser for Roses, but it should only be applied when trees have started to show bud or to bring on a backward crop of bloom. In warm weather after a storm of rain the results are quite electric, but great care must be taken not to use too much. However, when blooms are backward and shows are too near to be pleasant, a little "Metro" is a great friend. Slow-acting fertilisers, such as bone meal and shoddy, are best dug into the soil at planting time or forked lightly in round established trees. The roots of trees benefit in coming in contact with such, and with some shoddies, such as wool waste, fibrous root growth is certainly encouraged. I am a great advocate of the use of wool waste for Rose trees, and consider it to be one of the safest and best fertilisers on the market. Wool waste owes its value as a fertiliser to the high percentage of nitrogen which it contains. When dug into the soil decomposition sets in quickly, and is maintained steadily, with the production of ammonia, which is subsequently converted into nitrate. Wool waste is largely used on the light soils of Kent in the fruit and hop growing areas; it is also used on the heavy land of the West Country with equally good results for most crops. Roses delight in it, principally, I think, because it helps to retain the moisture in the soil, and, lasting, as it does, for two or three years, it is of real value to the grower who has difficulty in securing manures in large or small quantities.

In a moist soil or after a wet season decomposition is likely to begin at once, giving rise to a steady and continuous supply of nitrates, so essential to the development of the Rose. Mr. L. T. Donnelly supplies more than one grade, but any of them will serve the Rose.

In discussing manures and fertilisers, you will often find the word Humus used by the expert as being essential to the soil. Of course, it is, for decayed vegetable matter, which is virtually Humus, is the source of all those foods which assist in the proper development

of the useful soil bacteria. The form in which Humus is generally applied is stable manure and garden refuse. Many fertilisers claim to contain Humus or to increase the amount of Humus in the soil, and when this is the case they are of great value. "Rito," sent out by the Molassine Co., is one, and it is a most useful fertiliser for the top-dressing of Rose beds. My great advice to the grower is, test more than one fertiliser, and see what best suits your soil; give not less than a bed or a dozen trees to a season's trial. Of course, some fertilisers, such as Bentley's Rose Manure, are made up to suit all soils, and so long as you follow the directions for use, you cannot go wrong. Take, for example, Bentley's Rose Manure, which I have used in my garden with wonderful results. In making a new border you dig in 4 to 6 oz. per square yard; in top-dressing in the spring you rake into the surface of the soil 4 oz. per square yard; and later, when growth is vigorous, rake in another 2 oz. per square yard. For Roses in pots use one part of the Rose manure to each hundred parts of compost, and in top-dressing apply one teaspoonful to an eight-inch pot, and to larger or smaller pots in proportion twice or three times during the growing season. Now, the above is the only way to take in hand the use of artificial manures. Be exact and you will be successful; be careless and you court a failure.

A friend once asked me if I had ever discovered the blue Rose. I told him I had done so when I first started to grow Roses, which was true, for I gave a number of my trees before a show an overdose of manure, and nearly killed them all. The buds, which were just coming into flower, all turned a sickly blue, and these were soon removed by a sadder and wiser man.

I have dealt somewhat fully with artificials, for they are the most important manures to consider, since they need the most careful handling, and the benefits to be obtained, if large, are fraught with dangers. Natural manures present less difficulty, and there is a

Bentleys Rose Manure.

Promotes Flowers of sturdiness and good substance.

PREVENTS MILDEW & RUST.

The Queen of Flowers is to-day a greater favourite than ever, and there never has been a period when it was so extensively grown as at present. The Rose, unlike the Carnation, shows the highest developement under rich treatment, and for obtaining healthy plants, perfection in form of flower, with increased size and heightened colour, this manure, which is a carefully-balanced and highly concentrated food, will give most gratifying results to all growers of the National flower.

It is suitable alike for the amateur and the professional grower.

DIRECTIONS FOR USE.

For New Borders.

Dig in the Manure at the rate of 3 to 5 oz. per square yard.

For Top Dressing.

In Spring lightly prick into the soil a dressing of about 4 ozs. per square yard, and during active growth use an additional dressing of 2 ozs. per square yard.

For Roses in Pots.

For Mixing with the soil—Use one part of the Manure to each 100 parts of compost.

For Top Dressing—Apply occasionally during the growing season at the rate of 1 teaspoonful to an 8 in. pot, larger or smaller pots in proportion.

4 cwts. and over 27/6 per cwt.; 1 cwt. 29/-; 56lbs. 15/6; 25lbs. 8/6; 14lbs. 4/9.

Carriage paid on 20/- orders and upwards to any station in Great Britain.

General Catalogue free on Application.

SOLE MANUFACTURERS—

JOSEPH BENTLEY, Ltd.,
CHEMICAL WORKS,
Barrow-on-Humber, :: Hull.

wider margin between the word *enough* and an *over-dose*. Stable manure is the most easily procured, and it is undoubtedly the most reliable; but it should never be used fresh from the stable, except as a top-dressing, when, with all its long straw, it is far too untidy, and makes a Rose border too uninviting. The best condition in which to apply stable manure is when it has decomposed enough to cut with a spade. The manure which formed the bed for a garden frame, or the contents of last years pit frame is in an ideal state in which to apply it to the garden. I always used to choose a time in January when the frost was out of the ground to fork over all my Rose beds; then I dug out all the well-rotted stable manure and broke it up, and covered the surface of the beds to the depth of from two to three inches, having first dusted down the surface of the soil with lime or soot. This not only gave a protection against severe frost, but it caught all the February rains and formed a steady mulch. By March much of the manure had washed into the soil, and by the time of drying winds the surface of the beds had a grand coat of fibrous matter that conserved the moisture in the soil and still held goodness for April and May showers. By the beginning of June little was left except a fine powdery substance that could lightly be forked in if desired after a further dusting of soot. Such a treatment is ideal for Roses, and I write as one who has tried it with thousands of trees for years. Pig manure can be treated in the same way, but a little less should be applied.

Both horse and pig manure are best for heavy soils. The blacksmith shop also will furnish of hoof parings, many a good sack of material in which Roses delight. This should be forked in, and is suitable for all soils, but more especially heavy land. Hoof parings last for many years, and the effect of this is most noticeable on H.P. Roses. The farmyard is to the Rose grower a perfect gold mine, and, while it supplies its good things in differing grades, it must be remembered that each has its varied uses and most appro-

priate season for application. Cow manure is the finest manure for digging into all soils, especially if on the light side; it is cool, and of a less fiery nature than pig manure, and the soonest found in a suitable condition for application. Sheep manure is best stored in coarse sack bags for the rain-water tub to be served out in liquid form, with soot as a mulch when trees are showing bud. This should be collected into bags from the sheepfold when the ground is dry or after frost. It should be stood in a dry place and kept ready for use at the end of May, when it should be left to soak in a tub of water with a bag of soot. Fowl manure is harder to procure, but in dry weather spade off the surface of an old fowl-run and store in a dry shed. This should be broken up and scattered over the surface of the beds in June. Be sparing in its use, for it is very strong and rapid in its action. It is always wisest to mix a little soil or leaf-mould with it, to ensure an equal distribution. I would strongly advise that fowl manure be only used with well-established trees that are making big growth; scatter evenly over the surface of the soil, and rake it in very lightly. Pigeon manure is even stronger than fowl manure, and should only be sown over the surface. I once nearly killed a bed of fifty La France trees through too liberal an application. It is, however, a fine fertiliser, especially for H.T.s, and if it can be secured there will be no need to buy artificials. However, it must be kept very dry, and not allowed to heat. Before applying it to the soil mix it with leaf-mould, soil, or sand, and scatter it evenly over the surface; do not fork, but rake, it in very lightly. It is very rapid in its action, and a few days after a storm of rain its effect will be seen in the growth of your trees. All Guano, which is bird deposit, should be treated in like manner, although more liberally, for no guano is as strong as pigeon manure. It must be remembered that guano is much older, and often it is collected after many years' exposure to the elements. Some guano even has ceased to be of great value as a fertiliser, although it will ever retain many of its valuable plant properties.

Garden refuse, such as cabbage leaves and the like, are best dug into the soil, for they create Humus, which, as I have shown, is so necessary to all land. Leaf mould and burnt ash can be dug in deeply or forked into the surface of the soil, and there is no better material to be found anywhere than these two for improving the rose bed. House manures, such as night soil and the cesspool, require very careful use, for both should be dug in, and also they are very strong and lasting in their effects. The best way to treat night soil is to sift some good garden soil and stack it in a heap, then get a few turfs or bricks, preferably the former, and build a square of four walls; throw in your night soil as this is procured, and each time cover it with a little of the sifted soil; let this stand the twelve months, and then at the fall dig it into the land.

In utilising the products of the cesspool, if your trees are not planted too close draw out a shallow trench between the rows and pour in the liquid, covering up the trench with soil after a liberal application to ensure the solids being placed under the soil. I have never found the products of the cesspool too strong for established trees when administered in this way; but if there is any danger, an extra bucket or two of water to the liquid will settle all doubts. May and early June are the best months for applying such liquids, and more than one application can be given before the trench is filled in. Fish manure and bone-meal are best dug in at the fall, and in the case of the former this should only be used for established trees. The middle of June should see all natural manures under ground and "everything in the garden lovely."

The tub with its bags of soot and sheep manure will be visited, and many a canful will be given to our growing trees in diluted form. Evening is the best time to apply our goods and then forget them for the day, only living to enjoy the operation of our hands and to revel in the rewards of a fruitful soil.

Wool Fertilisers

BESIDES

Supplying Food for Plants

Lighten Heavy Soils *and*
Hold Moisture on Light Land

IS **THE** SUBSTITUTE

————— *for* —————

FARMYARD MANURE.

Once Tried — Always Used.

Full Particulars from—

L. J. DONNELLY,

Phone:
CENTRAL 3268.

59, Oldhall Street,
LIVERPOOL.



Photograph by Reginald A. Malby, F.R.P.S.

SOVEREIGN. (Pernetiana.)
B. R. CANT & SONS, 1921.



Photograph by Reginald A. Malby. F.R.P.S.

PRINCESS VICTORIA. (H.T.)
S. MCGREY & SON, 1920.

CHAPTER VI.

PLANTING.

“The Rose is the honour and beauty of flowers.”
—Anacreon.

In most trade catalogues you will find some advice as to the planting and the care of trees upon their arrival from the nurseries, and such notes are indeed helpful to the amateur who knows very little about horticulture other than what is gleaned from trade catalogues or a gardening paper. Any information is valuable that tends towards the successful culture of the Rose, and, although the essence of this chapter is common knowledge to most growers, yet experience always counts, and I have found in life that every one of us can learn a little more from our neighbours than we already know. There are two classes of amateurs who buy Rose trees—those who are enthusiasts and study the flower, and those possessing gardens, having seen some varieties at a show or in a neighbour's garden, decide to grow a few trees, and therefore place an order. The first man knows the exact place where his tree has to go when he orders it; the second buyer does not trouble so much, knowing only that it will be planted in the front or back garden, where room can be found. I have little fears for the success of the Rose trees with the first man, but with the second I have grave doubts. “Position is the art of gunnery,” and so, too, with the Rose; if you do not select a favourable position she will neither shoot nor burst into bloom as she ought. In the making of a Rose garden, it is always wisest to work to a plan no matter how rough. Choose your site, lay out your Rose

garden or your Rose beds, and prepare your planting scheme, mark down exactly where each tree has got to go, bearing in mind not only the garden effect, but also the requirements of the Rose.

If the garden you are laying out is a large one, my advice is that you order your trees as follows:—

1. Climbers. 2. Standards. 3. Dwarf trees. On no account have too big a delivery at one time, unless you have the hands to cope with the careful planting, staking, labelling, etc. It is a bad plan to keep trees heeled in too long before planting, or to leave them tied up in the nursery bundles. I have seen large bundles of trees delivered, which, owing to frost and snow, could not be unpacked, and then, when the weather changed, heeled into trenches prior to planting, so long that they lost their labels, and even started to root. The nurseries, which hold past masters in the art of packing, make provision for moderate delay in planting, and place damp moss and litter round the roots inside the bundle in case frost or snow should suddenly delay their being put in. The gardener need only place the bundles in a shed or cellar free from frost, and, having damped the base of the bundles, throw one or two sacks over them to make all safe. Still, the sooner they are unpacked the better, and the moment the weather breaks the bundles should be opened, and, wet or fine, a trench should be got out, and the trees should be placed in it in a leaning position, and the roots, together with a third of the tree, covered with soil, over which should be placed one or two mats.

When unpacking, use every care, for the trees cling together, and a disinterested helper is sure to pull or shake them apart roughly, and so damage the trees. If you have to heel or trench them in the open before planting, see that all labels that are attached are shifted to the tops of the trees. The reason is this: If they are too low, when earthed up the names will get obliterated or the labels destroyed. It is not easy in a large collection to find experts to name every variety at any stage of growth, and it is most annoying to have



Colour Photo. Copyright. Bees Ltd.

H.T. Rose "Sybil." Award of Merit N.R.S.

BEES LTD., 1921.

A Rose of sterling worth ; an excellent
Rose for Garden and Bedding purposes

Messrs. BEES Ltd., 175-181 Mill St., Liverpool.

Roses growing whose names you do not know. My advice to every gardener is to write to John Pinches, of Crown Buildings, Camberwell, and order his small "acme" zinc label, which has the name of the Rose stamped on it in raised letters. This is the best label, and one of the cheapest upon the market. For a holder, I advise a device which I invented years ago, and which, if the grower has the time and possesses a vice, he can make for himself; but it is far cheaper to buy them with the labels. The holder consists of a piece of thick galvanised wire bent at the top into the shape of an S, which, if carefully made, allows the label to hang on the hook formed, and from which it cannot be blown off or be detached without the wishes of the grower. This is the simplest and the best label and holder that I know of, and the only one I ever used. Avoid the tying on of labels to trees with lead wire, or string; they will only get lost in the pruning of the trees, or they cannot be found when the trees are in leaf and flower. Planting and labelling should be done at one and the same time, and if the garden is a large one this will be found to be absolutely necessary to avoid mistakes. Planting should start with the first or second week of November, and be finished by the end of January. You can plant up to March, but it is not wise, for trees soon start root growth, and if fine flowers are to be secured in the first year, all trees should be well settled in their quarters before the early Spring. Trees planted in March are best pruned just before planting. This avoids any check that pruning will give to a tree that is not established. All being ready, let us assume that the weather is fine and the soil in grand condition; we unpack our bundles as they arrive and examine each tree for damaged roots. These must be cut away just above the damaged part; also remove any damaged or broken wood on the tree itself. And now to planting. Climbers come first, and, having carefully examined the trees, we damp the roots and, until actually in the soil, keep them covered with a damp sack from sun or dry winds. Of course, such care is not necessary on a damp day, when no cold

winds are blowing or the sun is not powerful. But you cannot be too careful in this respect. I have seen gardeners lay out a hundred trees for planting all in position, with roots exposed to the air and sun, break off for lunch, and by the time the last tree was planted you can realise the state of the roots. Add to this the uncertainty as to how long a tree has been out of the ground before it arrived, and you will see the necessity for care. Let us plant our climbers for arches and pillars first, and then we will put in our wall climbers. The reason for this is that the wall climber should be planted and nailed up at one time, whilst the other climbers can be planted and tied up roughly, and then be arranged later if time is pressing. However, it is wisest to tie in position every shoot as soon as possible, for, once they start into new growth, if great care is not taken these tender shoots easily get rubbed off, and second shoots from the same eye are never so strong as the first. As regards depth at which to plant, this, with all trees, should be about the same, with the exception of standards, which may be planted a little deeper. If you look at a tree that has come from the nursery, you will see a soil mark on the stem showing the depth at which it was planted before, and, generally speaking, it will be found to be four inches. This is deep enough so long as the point of union with stock and bud is just covered when the soil round the tree has been firmed down and all has been finished. It must be remembered that every year additional covering will be added in the nature of manure, which soon becomes soil. It is dangerous to the life of the tree to plant too deep. If the budding has been done carelessly, so that the point of union is too high up the stock, it is far safer to leave it above the level of the soil than plant deep so as to cover it. In any case, get out a hole to the depth of about six inches, and wide enough to allow all the roots to rest flat on the bottom; spread the roots out so that they rest horizontally in all directions. Do not let roots run upwards or cram them in or twist them round the hole to save trouble. Try and avoid letting roots cross each other; a little

soil will keep them in position until covered. Planting is always done better with someone else to help, if only to hold the tree in position whilst the roots are arranged and the soil is filled in. After you have covered the roots with the first spadeful lift the tree slightly by its branches and jar it gently up and down, to let the soil filter round the roots and distribute itself amongst the small fibrous roots. Add a little more soil, and then firm down with your foot all round, and fill in with the rest of the soil, and the planting is accomplished. A good thick pair of leather garden gloves will save your hands in this operation, but few gardeners will use them. However, they are a real help, and if much planting has to be undertaken I strongly advise their use, for you can grip the tree more firmly in raising it up and down, instead of putting all the force on to one branch. In the case of standards, dig the hole as before, and then drive in your stake in the centre of the hole, and plant it in exactly the same way as already described. Remember this: never place fresh manure in contact with the roots of any Rose tree, for it is most harmful; bury it beneath or at the side of the tree. One of the most debatable points in planting is the distance that one tree should be from another. This depends largely upon the variety, its growth, and its habit, as also upon the pruning.

Here the judgment of the grower comes in, for in laying out his garden he has got to consider the equal distribution of bloom throughout the year and the arrangement of his beds.

First let me lay down the law that Rose-beds should contain only Rose trees; secondly, that they should be planted as thick as thieves; and, thirdly, that they should be subject to general effect; that is to say, that, as far as possible, they all be made "to toe the line," and conform more or less to the usual pruning meted out by exhibitors. If Roses only are grown in a bed, the trees can be planted closer than if other small flowers are used to carpet the soil. Roses are gross feeders, and if you are going to limit their space

you must from time to time top-dress and mulch, else the soil will soon get impoverished, and your trees will soon go back. I would never nurse a sick tree or leave a vacant space unfilled, for not only do you waste good ground, but you lose a season's pleasure in a plant that should have been. If you arrange your varieties, you can get your trees to conform to a set space, such as eighteen or twenty inches apart and sixteen inches between the rows. Keep your strongest growers to the centre of the bed, and, in the case of two or only three rows, plant a strong and a shy grower alternately. Thus Caroline Testout, Her Majesty, La France, or Margaret Dickson, Merville de Lyon, Frau-Karl Druschki. It is a little difficult to lay down any law as to distance between the trees, for so much depends upon pruning, feeding, and varieties. It would be absurd to plant a bed to what you expected every tree to grow. If you want a Rose garden, let it be for Roses only. You can get Roses to do almost anything you wish, from climbing a fence to covering the ground.

THE ROSE GARDEN.

Roses yellow, Roses red,
 Roses blushing overhead,
 Roses whiter than the snow,
 Roses standard, Roses low,
 Roses golden, Roses flame,
 Roses labelled true to name,
 Roses climbing up a wall,
 Roses crowning pillar tall,
 Roses down the garden edge,
 Roses sweet briar in a hedge,
 Roses creeping o'er a fence,
 Roses small, Roses immense,
 Roses perfumed in degree,
 Roses hybrid, Roses tea,
 Roses! and no more I'll say,
 Save "Roses, Roses, all the way."

—T. G. W. H.

Of course, it may be that you are only moderately interested in Roses, and that they take a secondary place in your garden; I hardly expect this to be the case, but if it is so, and you want to grow them with other flowers in the same border, then give them plenty of room, and do not let tall plants, like Hollyhocks and Delphiniums, crowd their ground and encroach upon their soil, else you will soon lose the lot. When you have got all your trees planted, and where necessary tied and staked; when every one has been labelled, then the soil should be raked over evenly and a final inspection given. Rough winds will often loosen your trees, and in this case they must all be firmed in again, and, if necessary, staked, for no tree will take root if it is blown about, also the frost will soon drive down into the soil around the stock.

And now for a few words as to protection against frost. Most Rose growers advise litter and bracken. I have tried both. The former is far too unsightly and untidy; the latter is, in my opinion, none too certain a protection. I strongly advise Nature's natural covering—leaves—and plenty of them. Do not be afraid to pile them on, and then scatter soil over them to keep them down and from blowing about over the garden. Leaves soon decay, and by April they can either be removed or left to incorporate with the soil. For standards, leaves again, should be tied loosely around the bud or union with raffia. I will not perplex the grower with all sorts of alternatives, for most entail labour, and few are effective. Stick to leaves, that can be found anywhere and used with ease, that do not look unsightly or spoil the effect of a well-planned garden even in winter. If the frost is severe, draw them well round your trees, and you will find that they will preserve them when everything else will fail.

THE LATE PLANTING OF ROSE TREES.

In a thousand cases we often find the most careful gardener anxious to plant long after the season for this operation is passed, and the majority, fearing

failure, hesitate to undertake what often is thought to be but an interesting experiment. Rose books up to the present have not handled this delicate subject with anything like the thoroughness it demands, and there is ample room for fresh literary efforts in this direction. Scarcely has February come in when, as is reasonable and proper, the planting of Rose trees wanes, and in a matter of days ceases altogether. The construction of gardens desired is left to another year, and varieties required, but thought of long after our planting was completed, are not ordered, owing to the fact that we fear to court disaster. Experience by way of numerous experiments alone can furnish us with the information we seek before we can bring ourselves to not only part with good money, but also risk our reputation as a gardener.

Indeed, in these days, when Roses are so cheap, I think the latter consideration is, to the majority, the one cause why Roses we love or would prove are not planted. For my part, I have always held to the old motto, "Faint heart never won fair lady," and I have willingly courted failure on the chance of success. It was in April, 1915, that, at the very end of the month, after a visit to the National Rose Society's Spring Show at the R.H.S., I was seized with the desire to plant a small bed with Hybrid Tea Roses. Almost laughingly I broached the subject to Mr. Prior, of Colchester, who promised, if I would take all the risk, to send me some trees, provided, also, I left the selection of varieties to him. This we agreed, and on May 1st "my trees" arrived by parcel post nicely packed in damp moss, and already pruned and ready for planting, which operation was carried out the same morning. By the end of July I was gathering Roses from all the trees with the exception of one, which, although it made a desperate effort to live, succumbed before June was well in.

At least two of the Roses I picked were exhibition blooms, which will testify to the robustness of the trees after so short a period of rest. That which I have narrated sounds very much like one of the miracles of

ancient days, but it is, in reality, only what Nature, when carefully considered, is prepared to do for us all. Such trees as I received would have to be lifted from their original position in the nursery and moved from time to time until sent out. They would have to be kept in the coldest part of the ground, and also be late varieties. When sent for planting they would all be pruned rather hard, and from the day they were selected until the day they had been planted and ceased flowering the roots would have to be kept moist. Much, of course, would depend upon the soil for success, and the loam should be gritty and light, the surface, if possible, being covered with a layer of about three inches of old hotbed manure, to prevent undue evaporation, and also form a mulch every time they were watered, which should be the only stimulant that they will receive.

Frequent watering, especially to late-planted trees, is a necessity. We hardly realise what a thirsty tree the Rose is, and, provided the drainage is good, it is difficult to give it too much. Again, when the foliage is matured, in hot, dry weather, when the sun is low, it should be syringed occasionally, as this helps to keep the tree in a healthy condition, and certainly imparts additional vigour. Do not let late-planted trees be too prolific the first year, it weakens the trees. For this reason you must disbud as closely as possible, and rest content with few Roses. Even these are better cut when matured, and, if not, the moment they die the dead blooms should be removed.

Late-planted trees, as a rule, are more liable to suffer from green fly and mildew than those that have been planted early, or that are established, and, not having as yet the same vigour, are often seriously affected. But, no matter what the onslaught, avoid using strong insecticides. If the hand or a brush will not remove the scourge, then syringe with Abol, and after some hours again with clear water. Such treatment, if applied a few times, should remove the trouble. Every chance must be given to late-planted trees to ripen new wood, and for this reason in the autumn it

is advisable to remove any overplus of shoots and to take out weakly growths.

In all your operations with the late or very late planted tree you must remember that you are taking a risk, and that you are demanding of Nature an especial effort; therefore, you, for your part, must do all in your power to assist her, and I doubt not but that your every care will be repaid. I have given an extreme instance of very late planting, and, although I would not advise it as a practice, yet the question does present itself, "How late can I safely plant?" Well, without considering any qualifications, such as the nature of the soil, the aspect or varieties, I would roughly give to the end of the second week in the month of March for H.P.s and other early kinds, and to the end of March or the first week of April for H.T.s and T.s. But, good reader, like the nurseryman who supplied me with trees, I, too, would say "taking all risks," and also would add "taking every care." An early season may make a little difference in the date, but it is only a matter of a day or so, and by the time you wish to plant will easily have been discerned.

If you have no particular choice, I would strongly advise you to leave the selection of varieties to the nursery you favour, as so much will depend upon the position that the trees occupy in the ground, and also if they have been lifted already.

So much for the ordinary planting late in the year of Rose trees. Space will not admit of elaboration of the principles I have laid down, or their consideration in respect to certain varieties; but before we close this chapter it is essential that we consider briefly yet one other method—namely, the transference of pot trees into the open ground at any time of the year. Failures we are certain to have, in addition to the usual mortality that takes place every year in almost every Rose garden, and there is no better way to obliterate them than by keeping a few pot Roses to fill up gaps or stand in readiness until some late-formed border is made ready.



Photograph by Reginald A. Malby, F.R.P.S.

PRINCE OF WALES.
W. EASLEA 1921.



Photograph lent by Wm. Paul & Son.

MILKY WAY.
WM. PAUL & SON.

CHAPTER VII.

PRUNING-

“ May’st thou long sweet crimson gem
 Richly deck thy nature stem.”

—Burns.

“ To be or not to be? That is the question.” Often and often I have repeated these words when looking doubtfully at a tree that I was pruning. The greatest expert is often perplexed as to whether or no a bough shall be removed or shortened only; whether a tree should be lightly or heavily pruned.

It is not only a question of variety, but the health and shape of a tree, that determines our decision. The very position of the buds upon a bough will often perplex us, especially on long-jointed wood. My advice to all is, cut twice rather than risk an irreparable mistake. In pruning you have a threefold object in view: 1. The health of the tree. 2. The production of perfect flowers. 3. The shape of the tree. Your pruning shall decide for you the extent of your successes in the Rose world. There is no more important operation in the life of a Rose tree than its pruning, and great care and judgment is required so as to get the best out of every tree. There is always something to learn, for no two Roses are quite alike, and their trees will often differ in habit of growth on various soils.

I well remember going into a cottager’s garden near Bath to see and advise the owner on his trees, and I was amazed to find a “ White Maman Cochet,” virtually unpruned for years, about seven feet high, doing well and carrying a mass of huge exhibition flowers that any nurseryman would have been proud to own. This was no climber, but a bush tree run riot, a tree that

under ordinary circumstances every grower would have cut back to four or five eyes each year. It taught me a lesson, and has made me more sparing with the knife and secateurs ever since.

When cutting back a tree I always look at the name, for so much depends upon the variety as to light or heavy pruning, some throwing their best bloom from the top eyes, others from the middle, and many more from the bottom.

The correct time of year for the pruning of Rose trees has always been a debatable point with expert growers, and Autumn *versus* Spring, with a Summer's thinning out of wood, is a nice point for consideration.

In November the flow of sap has practically ceased, and the roots are at rest; thus a wound made by cutting does no harm; it neither bleeds nor causes a root check owing to the restricted flow of sap. In the case of newly planted trees the problem becomes more acute, for it is a well-known fact that in November root action is nearly still; but in March new roots are being formed, and growth has started. Indeed, trees planted as late as the end of March should always be pruned at planting. Why? Not to save time, but because root growth has started, and the newly planted tree, not being settled, is likely to have its roots tried too high before they are strong enough to bear the strain of a tree being blown about by a rough wind or of a check in the flow of sap at such a tender age. If, then, our policy in respect of late-planted trees is correct, why not pursue the same at the correct planting season, November, and further extend it to all trees moved or unmoved at this season of the year? To me the answer is apparent, and the problem is solved. What you can safely do one year in our uncertain climate, you cannot be sure of being able to do the following. One year we can gather Roses growing in the open until Christmas, and the next opens up with severe frosts and snow, and all our trees

are leafless and the ground frost-bound. The period of rest is dependent upon climate, and ours is most uncertain. A pruned tree until frosts are over is in greater danger than one that is unpruned, simply because if it starts into growth too early and the shoots get cut it has less dormant buds to fall back on, for all trees start to break from the top and work downwards. If a mild winter should start a tree into early growth and the top shoots be cut by frost, it does not matter, for the top will be cut away in any case, and the lower buds, being still dormant, the tree is safe. It must be remembered that, as a rule, the best flower-buds are produced from the middle and lower buds, so that if these are cut with frost owing to too early developments, there is a loss, even if the tree is sound. No two varieties are quite alike, but most of them follow the general habits of their class in respect of the time of year in which they put forward new growth. Thus we find Wichuraiana Roses in winter pushing forward new growth when the Teas, Hybrid Teas, and Hybrid Perpetuals are dormant, and in mild weather in the winter the Noisette and Tea Roses have started into growth when the Provence and Moss Roses have not moved. Great discretion should be used at all times, not only as to the time of year in which a class or group of Roses should be pruned, but also in the pruning of some of their varieties. Roses are like children, some are stronger than others, and, although of the same family, yet one will take after the habits of the father and another after the mother, or even follow those of a more distant relative. I am a great believer in heredity in all orders of creation, and nothing shows it quicker than the constitution of a subject.

If, then, we consider carefully the subject, and do not content ourselves with a general date for all pruning (much like Good Friday in the West Country is selected, early or late, wet or fine, for the first planting of potatoes) we shall study the requirements of each class and variety, and, taking the season into consideration, we shall prune accordingly. My experience is

THE

Plucca

PATENT PRUNER



is confidentially offered as
THE BEST IN THE MARKET.

It is entirely **BRITISH MADE.** The handles, of malleable castings, are guaranteed (with ordinary use) against breakage and are completely **RUSTPROOFED** by a special patent process.

The cutting blades (replaceable) are of the very finest **SWORD STEEL.**

The Pruner in combination with the Plucca attachment forms a unique tool for fruit and flower gathering: **IT CUTS AND HOLDS** only one hand being needed: the other hand is thus left free to hold on to a ladder, grasp a basket or part intervening branches. The attachment can be easily removed for heavy pruning.

Efficient - - -
Labour Saving - - -
A Clean Cut - - -
Six Months Guarantee.

Obtainable from leading Stores, Seedsmen, Ironmongers, &c., or post free from ———

PRICES.

Pruner with Plucca attachment:—
9'' 10/-. 8'' 9/6. 7'' 9/-.
Pruner without Plucca:—
9'' 9/6. 8'' 9/-. 7'' 8/6.
Nickel Plated 2 6 extra.

The Elliott Pruner Co., Ltd.,
19, REGENT ST., LONDON, S W. 1.

Telephone: REGENT 3649.

Send for Catalogue of Pruners. Clippers, Pruning Knives, Scissors, Ladders, Fruit Boxes, Watering Cans, Barrows, &c.

this, that in this country early Spring is the safest time for all finished pruning. You may thin out in the Summer, shorten and thin out in the Autumn; in the Winter, if the weather is mild, shorten slightly an odd bough or two and remove dead wood; but for all pruning as a final operation early Spring is the safest season of the year for all trees.

Before we deal further with the actual pruning of Rose trees, a word or two here on the implements to be used seems in season. I do not wish to lay down the law to anyone, but as regards the use of knife or secateur, I have no hesitation whatsoever in advocating the use of the secateur in preference to the knife. I would even go further, and condemn the use of the knife for *general pruning*, except in the hands of experts.

The reasons are obvious. No matter how sharp a knife may be, there is always the drag or pull on the branch that you are cutting, also on the tree, with the great danger of fracturing a branch at its joint or even tearing it from the tree. With a knife two hands should be used, one to hold the bough steady, the other to cut. Now, in the first place, if you have a lot of pruning to do, this is a great waste of energy, and you will soon tire at your work. The knife should be sharpened often to keep a keen edge, and every care taken each time to make a clean and not too slanting a cut. No! Men may argue, as they will, and especially the old-fashioned, but you cannot beat the secateur. In point of time a man can prune three or five trees with the secateurs as against one with the knife. You cannot hurry the knife without danger to the tree, but with the secateurs you may speed up your work at will, for there is no drag, and the use of one hand only allows you a better and quicker view of your work. There are many makes of secateurs upon the market, and I have used nearly all, but the two best are the Elliott Pruner and Company's "Plucca" pruner and Mr. A. A. Jardine's "Medoc Secateurs." Both of these pruners have attachments of great value, and they are both a blessing to the gardener.

The "Plucca" pruners, or secateurs, enables the gatherer of flowers or fruit to reach out and cut with one hand a bloom or fruit, the secateurs retaining it in position in perfect safety until the hand is drawn in. This saves a lot of stepping on the well-dug border and much damage when a flower or fruit is only just within reach. For general purposes, the small attachment is easily taken off, and when the heavy pruning is done it can be replaced. The shape is correct and the grip perfect, which means so much when you have a heavy day's work to get through. I have very little use for the parrot-billed secateurs with the rounded points to their blades, for in cutting small wood they are far too clumsy, and you cannot work quick enough. In Mr. C. A. Jardine's "Medoc" secateurs we have the perfect Rose-pruner without the "serpette" or knife attachment, so invaluable for vines and fruit trees. Indeed, if there is much heavy work to be done amongst climbers and old cut-backs, the knife attachment will prove of great help, and in the preparing of standard briars from the hedgerow a real boon. For myself, however, I prefer Mr. Jardine's pruner in size No. 9, with the "serpette" or knife removed, for Rose-pruning, but replaced for the pruning of fruit trees.

Armed with a pair of either of the above makes, a grower can get through nearly all his work, and if he does come across wood too strong for the secateurs, which is seldom—for the No. 9, like the famous military pill, does most things—he must use his knife to help him out. I have no use for the saw, be it ever so sharp, pointed, and fine; indeed, I believe much harm is often done by its use on Rose trees, for, be as careful as you will, it is very hard not to graze the bark.

So much for pruning implements. And now as to their use in the Rose garden on the various varieties of the Queen of Flowers.

For the guidance of the amateur, I consider it simplest to treat of pruning under the following headings: The pruning of Climbers, Pillars, Garden Roses, Weeping Roses, Standards, Dwarfs.

CLIMBERS.

How few growers when they receive their trees from the nursery in the middle of November ever consider after they have planted them that all the climbing varieties within fourteen to sixteen weeks will have to be cut back. As a rule, we find the grower nailing up, and tying in position, every shoot and rod, and when March comes in no secateurs or knife touches a tree on which at planting time he has bestowed so much care. I sympathise with him, for it is to the uninitiated a great act of faith to cut away often from four to six feet of growth, and in the very place where it is most wanted, then to wait for long months before the tree so hardly done by covers the same space with luxuriant growth. To this day, I must confess, I have often left one, and sometimes two, small rods, as countrymen say, "to draw the sap"; but if, with my knowledge, I did but confess it, it was because I wanted in the early Spring to see some foliage on a bare arch or wall, pillar, or fence to cheer me, and give evidence of the good things to come.

It is wrong, good reader, for if you desire a strong, healthy tree the same law holds good with newly planted climbers as with dwarfs. I am always very merciful in cutting back, and have found in a severe Spring it has paid. Most experts advise the cutting back to two or three eyes, but four to six is safer, and so rapid is the growth that if the top shoots are cut you have the lower eyes, that will soon break and take their place. If the situation is very sheltered and protection is given against frost and cutting winds, three to four eyes alone can be left. After the first year close pruning will not again be resorted to except for Roses grown under glass, which are treated of in another chapter. The second and third year will consist of tying in new wood and the thinning out of weakly growths, but much will depend upon the site to be covered. In the case of a wall, outward eyes will be chosen, and every effort made to bend down branches into a horizontal position. This is best done the second year, the rods or shoots being shortened

THE MÈDOC AND GUIENNE SÉCATEURS.

With "serpette" and blades guaranteed made from the finest **Sheffield Shear Steel**, are the most efficient of pruning tools.

They supersede all other sécateurs.

Careless pruning and neglect to make the cuts clean, close and flush with the growing branches is the cause of unhealthy roses. The **Mèdoc Sécateurs** eliminate all dead wood by hastening the process of callusing, because the "serpette," following the use of the sécateur, cuts close and clean, whereas all sécateurs bruise to some extent delaying callusing and inviting dead or dying wood.

For the rosarian who does his own pruning, whether standards, bush, climbing or rambler roses, the **Mèdoc** is **The Tool** and when proficiency has been gained, a sheer delight to use.

Blades renewable, handles faced polished horn, perfectly made and sold at a cost 100 per cent. below intrinsic worth. *Special sized Serpettes for Roses.*

Pamphlet on application.

Nett Cash, package and postage paid.

Special **Mèdoc Rose Sécateur** 7in. size in process of manufacture; 8in. size 21/9; **Guienne Sécateur** (Mèdoc type) but without "serpette" or knife 7in. size 16/-; 8in. 17/-; 9in. 18/-. **Mèdoc pistol-grip** pruning saw for cutting dead or green wood, inseparable from the sécateurs, 4/- post free.

Mr. C. A. JARDINE, F.R.H.S.

Horticultural Consultant and Expert,

86, Lavender Hill London, S.W.11.



The RITO Smith.

RITO for ROSES.

RITO is particularly adapted for Rose Growing. It takes the place of farmyard manure and is much easier to get round the roots of the trees. It provides the humus that farmyard manure usually supplies and is a big feeder of the useful soil bacteria. It breaks down the potash and phosphates in the soil, making them available for the roots. It can be used by itself or in addition to phosphates. Rito supplies gradually the necessary nitrogen.

RITO is equally suitable for all kinds of garden, greenhouse and allotment produce. It is manufactured under Royal Letters Patent by—

THE MOLASSINE COMPANY LIMITED, Greenwich, S.E. 10

according to wall space to be covered. If the eyes break well along the rod, alternate eyes can be rubbed out to secure fewer and stronger shoots equally distanced along the main rod. Many wall climbers, like *Devoniensis*, climbing *K. A. Victoria*, and *Gloire de Dijon*, race away, and fail to break at the lower eyes. If, therefore, the wall space is limited, and the grower does not wish to shorten the rods, a good plan is to unnailed them, and at their period of growth lay them lengthways almost upon the ground. I find it best for safety to tie the rods to two or three short stakes driven into the ground. This horizontal position will cause the lower eyes to break, and when the shoots are two or three inches long the tree can be tied back into position. To promote quick growth the trees should be copiously watered and sprayed.

The cutting away of all dead wood and the removal of weakly shoots is the most important pruning operation with climbers. Even the *Wichurainas* and their hybrids need less pruning than is usually meted out to them. I have seen rods as thick as one's finger put out half-way up old wood of many years' growth. The young wood is what we want, and if the tree is crowded with old wood it must be cut out; in any case remove all weakly shoots and dead wood, and see that sturdy rods are tied in and given plenty of air and space. Large trusses of bloom are only secured from strong new growth, and for this reason exhibitors often sacrifice too much old wood. I should cut many times before I removed a possible attraction to an arch. Remember, too, young rods often catch a late frost and get frost-bitten; the black patch on the tender shoot soon becomes a death wound, and the tree of promise has to be shorn of hopeful rods before even others are in bloom. Try always to keep a certain proportion of old wood, even if the space is a little crowded. When cutting back, cut to a quarter of an inch above an eye or a joint in the wood.

PILLARS.

A pillar Rose is, after all, a semi-climbing rose, and although climbers are used for tall pillars in the

garden, yet there is little difference in their pruning. The object of a pillar Rose is to secure a mass of bloom from base to top, and this is best done by shortening the rods each year, or, in the case of pliant shoots, by coiling them spirally round the pillar, thus causing a greater number of eyes to break at equal intervals. There is great care needed in the selection of varieties for pillars; for, while many climbing varieties can be used for tall pillars, only a few are available for really well-displayed dwarf pillars. A too rampant variety soon outgrows a small pillar, even when twisted round it many times, and after the first year it will get so choked that it will have to be nearly all cut back, which entails an enormous amount of work and care.

Try and keep as many branches as possible on the pole selected for your pillar Roses, for these are most necessary for careful tying in, and the avoiding of a tree becoming too congested. In cutting off the boughs of a pillar pole, leave them graduated in lengths from one foot six to six inches. If the pillar is a good size, this will allow of two varieties being planted to a pillar to give a longer continuance of bloom, or to give a mixed colour effect.

GARDEN ROSES.

I do not like the name or classification, and consider it to be most misleading. The term "Garden Roses" came into being with the advent of the H.P.s and Teas, and it was given to distinguish good exhibition varieties from older kinds, such as the Damask, French, Moss Roses, and others of a free-growing nature. The term Garden Rose is used to denote all those kinds that are strong in growth and free flowering, and that, requiring little pruning, can be massed for effect, such as Betty, Corallina, La Tosca, Marie Van Houtte, Viscountess Folkestone, and other varieties, old and new. Pruning has had much to do with the term, for many so-called "Garden Roses," if pruned hard, are exhibition kinds, but when pruned lightly are generous with smaller blooms, and

make good bushes. It must not be thought that pruning can in any way be neglected because larger bushes are sought for, or because quantity is preferred to quality. On the contrary, greater care is needed to shape the trees and to prune for quantity of bloom. We employ what we will term long pruning, that is, the cutting back of all last year's wood, so as to leave a goodly number of the middle eyes to a rod or shoot, according to its variety, or even class.

All weakly shoots are cut back to one or two eyes at the base, and the centre of the tree is thinned out and kept as open as possible. In pruning, the eye we cut to is invariably an outside eye. This prevents the tree from becoming congested and the crossing of branches. In the pruning of old and neglected trees, it pays to be severe. Having cut out all dead wood and weakly shoots, shorten first of all, shoots, to half their length, and then start your careful pruning; that is, consider the future shape of the tree, and cut back to two, three, or four eyes accordingly. Severe pruning on an old tree, if healthy, should produce vigorous shoots that will soon carry an abundance of flower. The pruning of Garden Roses is the school for Rose growers, because so much latitude can be given in the cutting away of wood. Results can be watched and varieties studied without the possible loss of an exhibition flower through being too merciful in pruning. As we have said, we are growing for a mass of flowers, and the varieties we plant are calculated to give the desired effect. These will include Summer and Autumn-flowering trees; and here let me impress upon the grower the great necessity of removing Summer flowers as soon as they are over. This helps forward the Autumn crop, and does not allow the tree to get exhausted. Thin out malformed buds and sickly shoots, cut off every other day dead flowers, removing as few leaves in the operation as possible; this will help the new wood to form and ripen early for Autumn flowering, and also to withstand the early frosts.

WEeping ROSES.

Weeping Roses are vigorous climbing varieties with drooping habit, such as Dorothy Perkins, Hiawatha, Minnehaha, Ruby Queen, and many others. These are budded on to tall briars of from six to nine feet high, and are pruned so as to secure growth in umbrella shape reaching to the ground. I have seen "Helene" budded on to an eight-foot standard and trained to form a bower of Roses that you could comfortably sit under.

To form a good weeping Rose you must have a wire trainer, such as is supplied by John Pinches, of Crown Street, Camberwell. This enables you to tie in the shoots and to keep them in place at equal distance round the tree, drooping towards the ground. It is also a protection against severe winds, which may easily blow the head off so tall a stem. Having planted your weeper to a tall stake crowned with your wire trainer, prune back all shoots to about one-third their length, or less. I have always found it wisest to be able to bend down and tie in a portion of the first year's wood, and not to risk too severe a pruning, such as the cutting back to three or four eyes, which I consider unnecessary with many of the rampant growers. Still, prune you must, and remove weakly shoots at planting. The second year's growth should be tied in, and, while the main shoots are only shortened, say, from six inches to a foot, or a little more, according to the growth and shape of the tree, all the laterals should be pruned to secure abundance of bloom right to the ground. The object is to get main shoots to the ground and keep them there, and not cut them back again. It is quite sufficient to thin out and remove dead wood until the tree gets too old, when it may be cut back and entirely new growth encouraged.

STANDARDS.

In pruning standards and half-standards everything depends upon the variety and its habit of growth, for, while you desire a shapely head, yet bloom is the first consideration. Close pruning is essential the first



Colour Photo. Copyright. Bees Ltd.

Polyantha Rose "Dorothy Howarth."

BEES LTD., 1921.

Of all the Polyantha Roses, this variety is
one of the most distinctive and reliable.

Messrs. BEES Ltd., 175-181 Mill St., Liverpool.

year, and shoots should be cut back to lengths containing from three to six eyes.

The amateur will understand how difficult it is to fix exactly the number of eyes that should be left, owing to the fact that nearly every variety differs in its length of wood between the eyes, some varieties being so long-jointed that eyes are hard to find, in which case always cut above a joint; never mind the look of the tree. I have proved that trees with very long-jointed wood have a tendency to die back quicker than those with short joints. After the first year the shape of the tree will be the great consideration, and for this reason extra care must be exercised in the cutting to an inside or an outside eye in hard or liberal pruning. In the case of inside or outside eyes not being required, it is wisest to rub these out rather than afterwards to remove a well-formed shoot.


This so-called disbudding is not practised enough, and for this reason few standards have really well-shaped heads.

DWARFS.

I have not so much advice to give in respect to the pruning of dwarf trees as one might imagine, for a great deal that I have already said applies. General hints, however, are more necessary in their case, and to begin with I will once more impress my readers with the great necessity of labelling all trees. "A Rose by any other name would smell as sweet," but its name in the family is more important than its family name when pruning is in operation. Also, even if the name does not interest you, yet your friends will want to know it. In the Winter and early Spring you may desire to move a tree to another part of the garden, and if you know nothing about it you are lost as to its best position, and also its pruning. Granted you know every name and have little experience as to pruning, you need not hesitate to start, for even if you do err on the side of leniency, you will not spoil your trees. When, then, you have planted and the Spring comes round, accept the general rule—weakly

trees want harder pruning than strong, vigorous kinds. I know it seems absurd, but it is so, and the reason is simply this—that weakly trees can only support one or two eyes in strong shoots, whilst vigorous trees can support more, and will ever try to do so before they make good flower. Cut back your Teas to start with to four or five eyes, and your H.T.s to five or six, and your H.P.s the same. Remember frost may rob you of your first shoots, and it is wisest to be on the safe side, unless you are anxious to exhibit certain varieties well. In any case, I write for the masses, and I have found that the *media via* is always the wisest course to pursue. Established trees, or, as they are commonly termed, “cut-backs,” will require more careful pruning, and if they have made good wood they can stand cutting back hard to three or four eyes. Some varieties, like “Her Majesty,” take time to plump up the eyes, and there is little risk in cutting back early; others on examination will be found to almost have started; such require late pruning, and then not too severe. Experience is our great guide, and many an amateur who reads these hints will be able to advise the writer on certain varieties. Most of us have much to learn, and few can afford to dispense with the observation and experience of a brother rosarian, be he amateur or professional. Before closing my advice on pruning, I must add a few lines as to Autumn bloom and Summer cutting of Roses. If a heavy crop of Autumn Roses is desired, the grower must remove immediately, after flowering, all Roses and superfluous buds, and even Summer buds if the Autumn crop is of paramount importance. Do not cut away too many leaves when gathering flowers. I tremble for the trees when I see the fair sex gathering Roses. Never would I allow anyone to touch my trees; no, not even my most favoured friend.

And she asks to cut a Rose,
Watch her well, and see
Lest the length of stem impose
Too much on the tree. —T. G. W. H.



Vickroy-Korle.

Photograph by Reginald A. Malby. F.R.P.S.

LOS ANGELES. (H.T.)
HOWARD SMITH, 1916.



Photograph by Reginald A. Malby, F.R.P.S.

BANKSIA lutea. (Banksia.)

ROYAL HORTICULTURAL SOCIETY, 1824.

CHAPTER VIII.

STOCKS.

*“ And in the midst of briars it blows
Just like Love ! ”*—CAMOENS.

No Rose book could be complete unless it had its chapter on stocks, and yet how many amateurs ever give the growing of stocks a second thought? A few standard briars dug from some neighbouring hedge is generally the limit of experience, or possibly a few dwarf stocks from a nursery. With many, of course, space is the controlling factor, and every yard of ground is jealously guarded, but not a few have room enough and to spare for dozens of standard briars and hundreds of dwarf stocks.

A little trouble, a little care, and how large a return! Any woodman or farm hand will be only too pleased to get you a few good standards, and what is to hinder you from gathering seed pods and growing your own seedlings, or from preparing and planting your own cuttings? Even Rose growers in large towns can graft and bud a few stocks; it will be a real source of pleasure, and although many may not make a regular yearly practice of it, yet it is good to have the knowledge and power to be able yourself to propagate the Queen of Flowers by various methods.

There are, of course, a great variety of stocks; indeed, there is no reason why any wild Rose growing in this country or abroad should not be used; but in most cases they are unsuited, and for various reasons such as habit of growth, constitution and difficulties in propagation, they fail to be of value to the trader.

A whole volume could be written upon the wild Roses of this country and abroad, and it would make a most interesting study to follow the hybridization of wild varieties alone. Indeed, a garden devoted to a collection of all the known wild Roses of the world would be of deep interest. What could be more beautiful than our own wild varieties of the Dog Rose? But I hardly ever remember seeing it cultivated in any Rose garden, although it forms the foster-parent to nearly all our beautiful introductions. There are limits, and this book, like the modern Rose garden, is for practical purposes. For this reason I have not burdened the reader with a list of possible stocks, their nature and habits, but have taken only those tested and found most suitable for all requirements. These are the Dog Rose, the De La Grifferaie, the Manetti and the Laxa. For all-round purposes you cannot equal the old Dog Rose, from which may be had weepers, standards, cuttings and seedlings; and although the Manetti is a popular stock with many growers, yet its value lies principally in its use as a stock for Roses forced for market under glass, and H.P.s grown for exhibition purposes that do best as maidens.

The De La Grifferaie is a splendid stock for Tea-scented and Chinese Roses that are to be grown in pots, and cuttings are generally struck in the autumn for this purpose.

The Laxa, like the De La Grifferaie, is a good stock for Tea Roses, and is much used in some of our nurseries, but for general purposes we cannot beat the wild Dog Rose of the British Isles, and on this stock and the Manetti most of our Roses are budded.

Good standard briars can be got from hedges that have not been cut and layed, and in digging them out every care should be taken to secure good roots. Armed with leather gloves, a graft or narrow spade, a stock axe or, as it is called in some counties, a grub axe, a pair of secateurs or a heavy knife, and a

ball of strong twine, we sally forth in the late autumn to fields we visited during the summer days where we marked down good standards or weeping briars growing in all their glory. Having cleared the way with our secateurs, we proceed to dig round the stem with care, and soon discover how our prize is rooted. As a rule on heavy land fibrous roots are few, and the main root runs to a great depth. It is not necessary to follow the tap root far, but only to cut it at about five inches deep, and when you get your briars home for planting this tap or main root will be again shortened to about three inches, and the rough cut of the stock or grub axe will be replaced by the clean cut of a knife, made so that the cut lying flat on the soil will throw out a liberal supply of fibrous roots.

When you get your standard briars out of the hedge or from the open glades of a wood, cut them as long as possible and tie them up in bundles of six. As you move on you do not want to be hampered with more than it is absolutely necessary to carry; therefore lay each bundle in a ditch, making careful notes as to what you have, and then on the return journey gather up all your spoils, and tying them into large bundles, wend your weary way home. Avoid the frosty day for your expeditions, and as you secure each bundle of six, cover up the roots with grass or leaves to keep them from the frost or drying winds. You may easily miss the spot where you have laid a bundle, and if the roots are covered up it will be safe until the next day. In selecting your standards choose only two to four year old stems; these are easily judged by their growth and bark. Avoid any cankered wood, and if an old stock is secured by reason of its height or stem, try to save every fibrous root you can to ensure its growing after being transplanted, which should be before the end of the year.

First year wood is too tender, and is best left growing for another season, since it is most liable, after transplanting, to be cut with frost. It must be

remembered that briars are taken often from the natural shelter of the hedge or wood, and are planted out in the open to face the winter, and this, after having been cut back root and branch, is a most severe test for any tree. I often think such valuable stocks receive but scant attention until they are budded, and many growers deserve to lose far more than they do.

After gathering your stocks they are best planted in rows, allowing a foot between each stock and three feet between the rows. I find it wisest to drive in a strong stake at the end of each row, and one or more along the rows in line, and then to strain two strands of galvanised wire at the top and middle from end to end. To these strands I tie my briars. It keeps them from being blown about by rough winds, which are most harmful when they are putting out new roots. If half standard briars are got from the hedgerow, another strand of wire will be necessary at about one foot from the ground, for you will cut all your half standard stocks to 2 or $2\frac{1}{2}$ feet in length. It is a very good plan to try and cut your stocks to fixed lengths, such as 2, 4 and 6 feet; few people do it, but when your trees are formed and ready to transplant it will make all the difference to the look of your garden if you can match them in height.

A row of ill-matched standards reminds one of the "Awkward Squad," and certainly spoils the effect of a straight edge to a well-made path or bed.

In planting your briars when taken from the garden or nursery, do not plant too deep; six inches works out at a good uniform depth. You should only have the "collar," that is the point where root merges into stem, three inches below the surface of the soil. Of course, unless tied to a stake or strands of wire, this would not be deep enough to support a stock or tree against a rough wind until it was well rooted; but it is the natural depth, and if you exceed it you will in all probability lose your tree.

The hedgerow will teach you your planting lessons, for although roots run deep, yet the "collar" is seldom found far under ground, unless in the hedging and ditching of a bank it has been covered, when it will be noticed that the additional soil seldom has settled close around the stock. When your standard briars break in the spring and produce buds, all should be rubbed out except three, or possibly four, at the top; you need only bud two of the shoots; but if one bud fails to take, you have another shoot to fall back on, and it can always be cut away if not wanted. So much depends upon the briar, that it is hard to lay down any rule. If two vigorous shoots are put out at the top of a briar more or less at opposite sides, these will suffice the expert, and the stock will flourish and build up good head and root growth.

But if three shoots are formed triangularly, I like it the better, and have always left and budded the three. In a nursery, of course, it means more buds, more time, and greater expense. Two buds will often do as well as three, but on a vigorous briar, root growth and flow of sap are two all-important factors to success.

Cut down your flow of sap and you check your root growth; check your root growth and at an early stage you harm your tree. That is why it is wisest on a backward briar to leave a little more growth than you require, and to nurse even a weak shoot in the hopes that it will draw the sap and soon give place to a good plump bud that shall form a shoot worth having.

All suckers must be cut away unless, of course, the briar has not moved to bud, and seems unlikely to do so, when as is often the case a sturdy sucker will make a good standard if cared for, and in two years be fit to bud.

Briar Cuttings, that is, cuttings of the Dog Rose; these may be taken at the end of October. They are

cut into lengths of about ten inches, and they are taken without a heel; that is, they are not cut to a joint in the wood, which although it ensures a greater percentage of cuttings rooting, is a constant source of suckers. Briar cuttings, unlike Rose strikings, should be taken from the ripest wood procurable of the year's growth; choose straight pieces without lateral growth, and cut to an eye. Having secured as many as you require, remove all thorns, make a clean cut at the bottom of the cutting, then cut out all eyes except the top two: this is most essential, as if planted with the eyes left in, nearly every other eye would grow out and form a sucker. There is a lot of trouble in the selecting and making of a suitable cutting, and I think, apart from the experiment, it is far simplest to purchase what you require from a nursery. However, it is a good experience, and every grower should be able to prepare and grow his stocks from start to finish. When all is ready, dig out your trench and set your cuttings three inches apart from each other, and not less than one foot between the rows. Make the soil as firm as possible round all the cuttings, and when your planting is finished the lower eye should be just about level with the top of the soil. Given a good season, a fair percentage of cuttings should root, but it is always wisest to plant twice as many as you require, both for potting up and also for working in the open. By October the cuttings will be ready to transplant to their new quarters for budding in the following July.

When raising for planting out, dig deeply and carefully, so as not to damage the roots formed at the base of the cutting; trim off all roots growing out of the sides, keeping only those at the bottom, which may be shortened to a uniform length. The head, also formed from the two buds left on at planting time, can be cut back to three eyes. Thus prepared for the second time, they are now planted out in rows, allowing nine inches between each tree. Do not plant too deep, for you must bud as low as possible. Most

growers plant at two inches, but I plant nearer three, and remove a little soil at budding time. I find the trees do better, and in dry weather you are less likely to lose your trees; also, the sap runs freely just when you require it in one of our driest months. See to it that the roots of your stocks are well spread out in all directions, for as you plant so will you lift, and the next shift will be the maiden tree, well rooted and all that should be desired for the Rose garden.

Manetti cuttings are treated in the same way as briar cuttings, and they are far more generous in taking, the percentage of failures being considerably lower. This stock is much used in America for Roses grown under glass, and it is a curious fact that nearly all their supply of Manetti stocks are grown in this country and in France. The British supply is deemed the best, by reason of more careful growing and grading. As a stock for Roses the Manetti is hard to beat; but, although very vigorous the first and second year, it soon goes back, and the life of a Rose budded or grafted on it is shorter than when the briar stock is used. For maiden trees it is hard to equal, and some of our best exhibition Roses are secured from varieties grown upon it, more especially among the H.P.s. Personally, I have always favoured the Manetti for H.P. Roses, and also many of the H.T.s, but Tea Roses undoubtedly prefer the briar.

I am a great believer in the briar seedling for nearly all classes of Roses when grown on light, dry soils. Many growers object to its habit of deep rooting, but I cannot agree that this in any way detracts from its value, for it is usually well supplied with surface roots in addition to tap roots, and, as I have contended elsewhere, tap roots have their value.

Many climbing Roses certainly not only do better on the seedling briar, but live longer, and this, I maintain, is due to deep rooting.

As soon as the hips are ripe in the hedges, and before the birds get them or they fall, they should be

gathered and the seed rubbed out and sown in drills an inch deep, leaving a foot between the drills.

Some growers wait until the spring before sowing, or even until the following autumn, but it is not necessary, for the seed is so slow in germinating that the sooner it is in the better, and I would advise a winter sowing as the best in any case.

The seed will continue to germinate at most irregular intervals right into the second year. If sown in in March and dry weather ensues, germination is delayed, and every week is valuable in the forming of a strong stock. As the little seedlings grow, they seem so very small the first year that all hopes of being able to bud them the following year seems remote; but it is not so, for the second year's growth is surprising, and the stem, hardly thicker than a wax vesta, becomes as thick as one's little finger.

When planting out seedling briars, tap roots can be shortened and all roots spread well out. Do not plant too deep. Keep the "collar" that is the point of union between the stem and the root just above the level of the ground. Remember you will bud below the "collar" on to the main root. Keep the seedlings the same distance apart as the briar cuttings, and if they grow too thick a little judicious thinning will do no harm.

The grower is wise to not only keep down weeds and hoe the surface of the land round his stocks, but also to watch for insect pests, which will do nearly as much harm to the tender shoots of the growing stock as they will to the cultivated Rose.

Spray when necessary with a good insecticide, such as Cooper's Nicotine (V₂) Summer Fluid, and hand-pick grubs and caterpillars from time to time. A good watering if the soil gets dried by March winds is often helpful, but after once the stocks have settled and started into growth very little care is really necessary.



Photograph by Reginald A. Malby, F.R.P.S.

J. G. GLASSFORD. (H.T.)
HUGH DICKSON, LTD., 1921.



Photograph by Reginald A. Malby, F.R.P.S

EDITH CAVELL. (H.T.)
CHAPLIN BROS., LTD., 1919.

CHAPTER IX.

PROPAGATION.

“Thick Rosaries of scented thorn.”

—Tennyson.

THE HYBRIDISATION OF ROSES.

If a Rose is distinct, and also attractive, it needs only to exhibit it in quantity to catch the fancy of the crowd. There is many a new Rose of sterling worth that, owing to poor introduction, has been almost overlooked, and, in fact, forgotten. Some Roses, of course, like Juliet, Rayon d'Or, Mildred Grant, and others, stand out from all the rest, and demand attention, even to a single bloom, when exhibited amongst thousands, but the grand majority to be seen to advantage must be shown in number. It is not upon the exhibiting of Roses that I wish to dwell here, but upon their raising, an ever-interesting subject to the enthusiast. To be instrumental in creating a new Rose has ever been my greatest wish; it is, indeed, the Waterloo of Rose-growing; but few care to undertake the work necessary for assured success or the labour of careful study. For those amateurs who wish, however, to venture or are interested in this most engrossing subject, the following information will, I trust, prove useful.

Chance should never be allowed to enter into the dictionary of the hybridiser; it is like the advertisement which promises to teach Greek without a grammar, or French while you wait. There is only one road to sure success, and that is by scientific methods. It may be interesting to gather a few seed-pods at first, and to try one's hand at raising seedlings and tend them through every stage of growth; but this should never see the limit of the Rosarian's ambition.

No; let him rather aim to evolve a certain type of Rose, and persevere until he gets it, and rest assured that in the getting he will, in all probability, be also successful in other directions.

In selecting varieties be your own adviser, yet ever try and choose a good pollen parent, and also a good seed-bearing one. Of the former the Lyon Rose is a good type; of the latter Antone Rivoire, Joseph Hill, and the Earl of Warwick are hard to beat.

Like Mr. Walter Easlea, be bold, attempt great things, and you will, in all probability, achieve them. He raised that wonderful Rose Juliet by crossing Captain Hayward with Soliel d'or. Try a Sir Rowland Hill and Frau Karl Druschki, keeping the latter as a seed parent; or, if you are blessed with great patience, persevere with the Wichuraiana class, for here is abundant opportunity for success, and new varieties are badly needed. Remember, too, the hope of reward shall sweeten your labour, and the remuneration for your achievements may be considerable.

Try and secure a new and useful break, such as that given to us by Mr. George Laing Paul, who introduced the little dwarf perpetual Wichuraiana Roses, or Lord Penzance, who has given to us the wonderful collection of sweet briars that bear his name.

But to work, and let us start at the beginning, and be brief.

First, let the amateur remember that successful hybridising bearing known results must be carried out under glass. Our climate is too changeable to risk valuable time, or to be sure of the results of certain efforts in the open.

Choose, therefore, a good greenhouse with a south aspect that is in no way shaded, and let it be provided with hot-water pipes whose heat can be regulated, and let it also be absolute that only Roses are to be grown in this house.

The amateur will now have to secure his plants—pot Roses—for his experiments. These should be healthy, well-established trees that have not been re-potted for two years or over. Any of our large nur-

series will have a good stock from which to select. Having secured what you require, bring all your trees into the house in November, and for the first two or three weeks give plenty of air, when they may be pruned according to variety, but not so severely as when out in the open.

Ordinary care in watering and syringing is all that is necessary. No liquid manure should be given, only a free supply of water when the growth is strong. Start with a temperature of 45 degrees by night and 50 degrees by day, increasing this until 55 degrees by night and 60 degrees by day is reached. When the sun is strong the temperature may go up for a time to 70 degrees, or even 80; but this will do no harm so long as the atmosphere is not too dry. Try and get your trees out into bloom at one and the same time about the beginning of March. If Hybrid Perpetuals and Teas are grown, start the former a little earlier, especially in the case of very full-petalled Roses, since the thin varieties always open first. If your pollen-bearing parent is out a day or two before the seed-bearing, then the hybridist must preserve the pollen by dusting the same on to a small piece of clean glass, and place another piece of the same size upon the top. Some stamp paper round the edges will keep it airtight, and it can be preserved until it is required for a few days, or even weeks, if necessary. When the blooms of the seed-bearing parent are ready, the pollen can be applied. Great care must be taken to prevent the bloom fertilising itself; therefore, before the stamens produce their pollen, they should all be removed with a pair of tweezers. Do not leave this operation too late; start when the Rose is in the bud, and at about the time it is showing colour. The best plan is to cut with a sharp knife right round the bud all petals a quarter of an inch from the base, laying bare the stamens and pistils without cutting the calyx. Remove with tweezers every anther upon the top of the stamens without bruising or scratching the surrounding parts, at the same time taking care that not one be left.

Next prepare a paper cone, which, without touching, shall envelop the bud, then tie the same securely to the stalk beneath, which accomplished, this will exclude all insects that might pollinate the bloom. Keep a good temperature in the house of about 80 degrees, and in three or four days apply the pollen, replace the paper cone, and affix a label giving the date of hybridisation, and also all particulars as to parents, etc.

Most people like to apply the pollen with a camel-hair brush, but I think it is more effective to get the pollen on to the tip of the fingers, and then apply it to the pistil of the seed-bearing variety. If the hybridiser has any doubt about the success of his experiment, the bloom may be pollinated once more, but only from the same flower, on the next day. The paper cone should not be removed for eight or ten days. Try and choose a sunny day for hybridising, and see to it, also, that the house is dry, for no moisture must fall upon the blooms; indeed, it is wisest to keep a hot, dry atmosphere of 80 to 90 degrees in the house for a good fortnight after fertilisation. Do not, therefore, water the floor or over-water the plants, only giving them enough to keep them alive. In about three weeks the seed-pods will be found to be growing, when a little more water may be added to the usual allowance, but great care must be taken to keep the pods dry.

As soon as the seed-pods are about the size of a filbert, the temperature must be reduced and air given, increasing this gradually as the season advances.

By June and July the house should receive plenty of air, day and night, and if all goes well by August the pods should be colouring nicely.

The seed-pods should be allowed to remain upon the trees as long as possible, and only be removed just before they are likely to drop.

Gather and label them carefully, placing their stalks into damp sand until they are required for sowing at the end of November or beginning of December, and at no time allow the seed-pods ever to become dry.

Sow the seed in deep pans that contain good drainage in a rich loam; never let the soil at any time become dry, and try, also, never to let the temperature fall below 50 degrees at night.

A good compost will be found to be one part of turfy loam, one part well-decayed leaf-mould, and about half a part silver sand. This should be well mixed and passed through a fine sieve. The seeds should be sown with care, not over close together, and about half an inch beneath the surface, which should then be covered with a thin layer of silver sand and watered with a fine rose. Keep the pots or pans as close to the glass as possible, and spray every morning, never letting the soil at any time become dry.

The seedlings will appear by March, and will need very careful tending. After each spraying remove all drops of water that have lodged on their small leaves with a brush. Many growers like to transplant the seedlings as soon as they appear, and before the leaves are formed, into small pots, 60's in preference, but they may be left in the pans if wished. However, since much seed will often fail to germinate for perhaps another twelve months, it might be wisest to transplant at this early stage of growth; therefore, repot into large 60's, and later into 48's. Keep all the plants close to the glass, and when the month of June is well in harden off, so that when July comes round they may be planted out in the open. By October they will be quite strong plants, and buds and grafts may be secured for potted-up briars.

Many seedlings die after the first year or soon after flowering, and it is ever wise to secure the first possible buds or grafts, so that the grower may not be disappointed. However, it needs expert knowledge to manipulate such small material, and an experienced hand should be called in to perform the delicate operations of budding and grafting at so early a stage, unless it may be that the amateur is confident of his own powers.

As soon as the first stock is grown there will be no difficulty in increasing the same very swiftly by budding and spring grafting.

If the seedlings are attacked by green fly in the smallest way, the grower should not hesitate to fumigate his house, and he will find "Auto Shreds" a safe cure; while in the case of mildew a dusting over with flowers of sulphur or a spraying with Abol should keep in check, if it does not cure, the trees of this scourge.

When planting in the open, use every precaution against attacks from slugs, wood-lice, and the like, which in one night may rob the grower of months or even years, of labour. As in the case of seedlings grown in the open, dust the surface of the bed well over with soot or lime, only in the case of planting out this operation should be done two or three days previously to the seedlings being installed in their new quarters.

The Growing of Seedlings in the Open.—The joy of growing Roses is intensified when those Roses are of our own creation, and it has always been a mystery to me why more Rose lovers do not try their hands at creating new varieties, or, if they have not the time or patience to give to hybridising, do not assist Nature and further the work she has begun. I refer to chance production of new varieties from seed-pods that we find formed upon our trees in the late autumn. You never know your luck, and, after all, what does it matter if you fail to secure a novelty, since in any case you will grow some new Roses, and your pleasure from anticipation will be great, even if the realisation proves to be of small account? Let us follow Nature as far as possible, and then bring our knowledge and experience to assist her generous efforts on our behalf. First of all prepare your seed-bed as soon as you see that there is prospect of your securing a few seed-pods with which to start your venture. Choose a sunny but sheltered situation with an east aspect. This ensures the seedlings not being over-tried by fierce sun as they grow. Fork up the soil and enrich it with leaf-mould and fresh loam to the

depth of one foot, digging in at the same time a liberal supply of sand. The surface of the bed must be broken up fine and carefully raked over. Draw out your drills as soon as the seed is ready nine inches apart and half an inch deep. Sow your seed thickly half an inch to three-quarters of an inch apart, for only a quarter of the sowing can be expected to germinate, and then only a portion of this the first year. Having covered in the drills, level and beat down firm with the back of a spade, and then when the soil is dry give a good watering with a rose.

For your future interest, all seed from the various seed-pods should be labelled. This will be a useful guide when the seeds appear as to the possibility of a new variety. Many growers as soon as the seed-pods are ripe gather them and preserve them in damp sand until the early spring, but I think it wisest to sow at once, and when you have crushed the pods and extracted the seed sow in the ordinary course as Nature would dictate. Seed sown in January or February should germinate in April, and if protected from late frost will make early plants for careful lifting and potting up, or they can be grown on in the seed-bed until buds or grafts can be secured.

Before, or at the first signs of a seedling making its appearance, dust the whole bed over with soot or lime to clear the surface of slugs and wood-lice. This is most essential, as these marauders have a great liking for the tender stalks and leaves.

It is wisest at the sowing time to put up a light framework of pegs and cross sticks, over which mats can be thrown during hard frost and cold cutting winds. It is best to let the seed-pods remain upon the parent trees as long as possible, even until they fall off, or are ready to do so. Birds are the only danger, but these can easily be warded off with black cotton stretched between two or three sticks placed round the tree. After germination the seedlings grow fast, and will need constant care as to shading and

watering. Weeds, too, must be kept down and the surface of the soil kept stirred round each plant.

Remember when weeding and stirring the soil that there are other trees to come, and the crop will be a most irregular one from April onwards for some time.

The care of our young hopefuls is not so very exacting, but the dangers are very great, and it is most disappointing to lose a promising young seedling from such an enemy as a worm that will in a night drag it into the earth and destroy it.

If the soil shows signs of the presence of earth-worms, which presence is easily detected by their casts; as soon as it is dry give a watering with lime-water for two nights following, and they will disappear. Shading and watering should not be carried too far, as it only promotes mildew, which is the most deadly enemy of the Rose, and which must be checked the moment it appears by a dusting of flowers of sulphur. If your charges shown signs of mildew, choose a mild day, and water with a fine rose prior to dusting the trees.

Some of the Autumn Roses will flower the first year, but the Summer kinds will not flower for two or even three years. In any case, let the grower possess his soul in patience, and pinch off all buds, thus imparting to his trees extra strength, for little knowledge beyond colour can be obtained from first flowers in the open. No true idea can be formed as to size and shape until the trees have been pruned and are well grown, and then nearly all are subject to great improvement by budding and grafting on suitable stocks. It is wisest to leave the trees undisturbed in their seed-beds until the following March, unless they are too crowded, when they may be carefully lifted and transplanted into rich soil. As soon as the trees are large enough they may be pruned at the right season of the year, and in cutting back remove all unripened shoots and shorten to three or four eyes all well-developed and ripened wood. The grower of seedlings should always keep a good stock of briars

and other stocks for grafting and budding. These can be potted up or grown in the open ready for his requirements.

The character of a seedling soon shows itself in the leaves, and interest and expectations rise with the development of each leaf and shoot. Soon we can pronounce as to the species, and often the parentage, and when the full bloom is unfolded our reward becomes revealed.

Seedling-inarching.—This simple method of testing the worth of a seedling long before such could possibly be determined if grown on in the ordinary way is of the greatest value to the Rosarian. Few amateurs know much about the growing of Roses from seed, and those who do generally tire of the process, owing to the length of time seedlings take to show their worth and the numerous disappointments that are experienced.

The usual methods are to bud or graft from a seedling as soon as it is possible, or to wait until it blooms in the ordinary way. By budding or grafting you can ascertain a year or two in advance the true quality of your Rose, which is seldom revealed when grown on its own roots for many years.

The seedling-inarch system, however, will give you sure proof of what your Rose is worth within a few months after germination.

As soon as the cotyledons are developed on your seedlings prick them off into two-inch pots, taking care to plant them close up to the side of the pot. Water and shade in the usual way, and grow on for three weeks, by which time each seedling should have developed sufficiently to permit of the operation of inarching. Knock the seedling selected carefully out of its pot and place it, with its soil still round it, on a piece of sacking cut from five to six inches square. Add a little fresh soil, and wrap and tie with raffia, making the whole into a little parcel, not unlike a small pot of sacking, in which a rose is growing.

Remember your seedling must be kept to the side. Thus complete, select from your stocks, which are grown in pots either of Manetti or Briar, only take those that are vigorous, and in which the sap is running freely. Then tie your little bundle to the stock so as to bring the two stems together, and with your budding knife make an incision as in budding and insert the stem of the seedling and bringing the two together wrap carefully with raffia. The sap of the stock will soon find the seedling, and in about four weeks a good union will have been made. Both the seedling and the stock must be kept watered whilst the union is being formed, and as soon as there is good growth the head of the stock can be cut off back to the point of union, and then the seedling can be severed from its miniature pot.

In two months after inarching, if all goes well, the grower will have a good-sized tree, which will give him full-sized flowers, and determine for him the value of his rose. Further, he will have a good supply of wood for early budding and grafting should he desire to propagate the variety.

If the union is a failure, which is not likely, the seedling can be removed and potted up again in the ordinary way, or tried with another more vigorous stock. The whole process is very simple, and experience will teach far more than pages of letterpress.

The great points to remember are: Keep your plants in a healthy growing condition, and your house of a regular temperature; keep the soil moist, and regulate the ventilation of your house in the ordinary way.

Budding.—Budding is really such a simple operation, and so interesting withal, that it is a matter of surprise to me that amateurs do not more generally take it up. I grant you that there is nothing like a well-grown tree procured from one of our nurseries

where you can get a selection, but the pleasure in your tree is not the same as if you had made it. Budding, like grafting, is a dainty little surgical operation, and, provided we exercise care and follow the ordinary rules experience has laid down, success is almost assured. The amateur is wisest who takes a good lesson from an expert, for the art is easily learnt and never forgotten. Practice, however, makes perfect, and the percentage of losses is diminished the more we bud. One lesson is better than all the reading of books and articles, although the knowledge imparted in a book should be digested. There are tricks to every trade, and gardening is not without its share. I have watched experts over the most difficult operation in bark or shield that discloses the base of the bud—and nearly every man varied the method in some way or another. One would jerk the wood up and sideways with finger and thumb; another would bring it sharply up with the point of the knife and thumb; or yet another, working from the top of the scion after the wood was loosened, would remove the wood with a pull and upward motion of the knife and thumb. It matters not to the amateur what method he employs so long as he is successful; but if he had to earn his living from the budding of briars by piecework, and then depend for future employment on the number that took, he would soon weigh up the right and the wrong way of doing things, and realise the value of experience and competition. Stocks are the first consideration, and, whether they be Manetti, Briars, De la Grifferee, or Laxa, the operation is the same. The state of the bark of the stock will determine as to whether or no it is fit to bud. The sap should be running freely, and this is seen by the growth being made; also the thorns should slip readily when prised sideways with the thumb. If the stocks appear backward and the land is dry, before budding, water well for three or four days all trees and syringe overhead. Bud and stock must be equally ready for the operation, else you will only court a failure. In regard to the bud or buds to be selected, choose those upon a stem that has just flowered, and take in preference the middle

High Grade Hose.

Messrs. LISTER KERSHAW Ltd., the well-known Nurserymen of Brighouse, Yorks., write, May 11th, 1921 :
 " We have never had a Hose like the one we are using now — 5 years in use and not the slightest sign of wear."

Garden
Hose.

Delivery
Hose.



Spray
Hose

Suction
Hose
for
Pumps

New List of Growers Requisites Post Free.

CHAS. P. KINNELL & Co., Ltd.,
 65, 65a, Southwark St., London, S.E.1. Phone Hop 372.

XL ALL Insecticides

Have for many years past been true friends to **Rose Growers**, both under glass and out of doors.

To ward off the attacks of insects

XL ALL QUASSIA EXTRACT

(Non-poisonous) may be relied upon.

When Mildew or rust attacks the Rose foliage

XL ALL MILDREW WASH

(Poisonous) is the thing required. As well as stopping the Mildew it kills insects with one application.

AMMONIUM POLYSULPHIDE

A new, powerful, effectual and safe Fungicide. (non-poisonous)

BLOOD AND BONE MANURE

The Best of all for Roses

Please ask your Nurseryman, Seedsman or Florist for my small pink list of
XL ALL GARDEN SPECIALITIES.

MANUFACTURER:

G. H. RICHARDS, 234, Borough, London,
 S.E.1

Horticultural Firms, are agents everywhere. Trade only supplied.

buds to the top or bottom. These form the best trees, and are generally the best flower-buds, although, of course, a little depends upon the variety, and also the state of the wood when buds are sought. Beggars cannot be choosers, and often we have to be content with whatever buds we can get off a tree. After flowering, some varieties, like "La France," soon push out side shoots, and buds are hard to get without cutting away too much wood. Nevertheless, everything depends upon the bud selected, and also the very branch from which it is taken, to say nothing of the quality of the tree itself. I write very strongly upon this point, because the trade are far too careless over selection, and feeble wood and poor flowers are increased and perpetuated owing to lack of oversight and contentment with smaller profits. For instance, a new Rose is brought out, and the raiser or introducer, and oftentimes the whole trade, to meet public demand, propagates from every eye, and forces on a stock 25 per cent. of which, if they had their way as Rosarians, they would scrap. If you want to improve a Rose you must make selection; the best tree, and even the branch that carries the best flower, and then the best buds which lie from the middle to the base of the shoot selected. I do not wish to labour the point, but so vital is it to the production of good Roses that I would illustrate my remarks with the most convincing proof. Take a Rose that sports, as, for instance, Catherine Mermet, which gave us in 1885 "The Bride," and in 1893 "Bridesmaid" or Dorothy Perkins, which gave us in 1908 "White Dorothy." The eye or bud that produced that particular flower was the only one on the branch to sport, but all eyes matured from the branch it produced maintained the sport. Now take that glorious White Rose, "Frau Karl Druschki," introduced in 1900. I remember when it was first sent out that you could hardly rely on it for the show box, owing to its lack of stamina. A hot day, and it not only opened too fast, but the petals actually flopped, as if they lacked rib and substance. But to-day it is one of the finest

Roses we possess. Why? Because the trade set to work to improve it, and by selection in bud and stock built up the flower we have to-day.

If, therefore, you want good results, try to always propagate from the best, and dismiss from your brain the idea that any bud will do or that any stock will serve.

The budding of Roses can be carried on as long as you can find buds, and your stocks are in a right condition, but undoubtedly the best months are July and August. Buds are in fit condition for budding a day or two after a flower has been removed, and stocks are best for working a day or two after a heavy storm of rain. But to work, and in imagination let us proceed to collect our buds and carry through the delicate operation of budding upon stocks, standard and dwarf. All that is required is a good sharp budding knife and a bundle of raffia cut to a foot length and tied round the middle. If there is much work to be done it is handy to tie the bundle of raffia to the waist, so that a length can be slipped out as required. A good budding knife is a great asset; I have always got mine from the Army and Navy Stores, who have a splendid selection. I know of no better gift to a gardening friend than a good budding knife; they are dainty to look at and giants for work. I am never without one in my pocket, and during the war my budding knife was one of my best friends. Armed, then, with such simple requirements, we inspect our trees and select those shoots containing buds from one to six eyes that promise to supply our needs. As each shoot is cut remove the upper part of the leaf, allowing $\frac{3}{4}$ of an inch of leaf stalk to remain, remove also the thorns, then write your label and tie label and shoots together, and if the weather is dry and the sun fierce, the bundles are best placed in a bucket of water. The removal at once of leaves helps to preserve the bud, for a certain amount of evaporation always goes on through the leaves of a plant, and although the supply of moisture is replaced by standing the shoots in water, yet the natural resources are

the best. For this very reason the sooner bud and stock are united the better it is and the greater the chances of success. Having secured your shoots containing as many buds as you require, you now see to it that your stocks are all in order for the operation, that is, all shoots to be budded are clear of thorns and leaves for about five to six inches from the base, so that they do not interfere with the tying in of your bud. The operation on standard and dwarf stocks is the same, but as the handling is a little different. We will consider the budding of standards first. Take hold of the branch to be budded with your left hand, and then with the knife in your right make a longitudinal cut, starting from as near the base as possible upward for about an inch, and then make a cross cut at the upper end. Do not cut too deep, only cut through the bark; avoid cutting the wood, as this is harmful. Insert the handle end of your budding knife into the cut and raise the bark each side; this will admit of the sliding into place of the bud when it is ready. Now take a shoot containing the required buds in your left hand, holding the butt end between your finger and thumb; start to cut half an inch below the bud and keep the cut as level as possible, dipping it only slightly below the bud and coming out about half an inch above it. If you cut too deep, your bud will not only slide into position badly, but there is a danger when the wood is removed of its not lying close to the wood in its new quarters. Cut shallow and leave as little wood to be removed as possible.

To remove the wood take the bud section cut off between the finger and thumb with the cut side lying uppermost and the upper end pointing away from the hand, insert the tip of the knife between the wood and the bark, and with a slight twist of the knife jerk the fragment of wood from the bark; if the wood comes away correctly it will leave the face of the bud exposed, but if, as is sometimes the case, the wood comes away with the core of the bud, then a hollow will be seen and the bud is of no value. Some buds are very

hard to strip, and if unsuccessful, rather than waste buds, I advise that the wood be left in, although this approaches grafting, and is not so good as budding. Take now the leaf stalk of your bud between the finger and thumb of your left hand, and with the base of your budding knife raise slightly the bark at the cross, cut and slide in your bud, pushing it gently downwards by the leaf stalk to the base. The bud should fit well, but if cut too long it can easily be cut again at the cross cut. Try to keep your bud clean, sharp cut, and fresh, do not let it get bent or ragged; if the wood has been hard to remove, and the base has got bent and rough, lay it on the shoot again and clean-cut the base. Everything depends upon a quick union, and damaged bark is not going to compete with undamaged.

Before we commence to tie in, a word of advice as to standards. If your shoots are young, verging rather on the green side, even when the bark is raised, I would leave out the cross cut and make your longitudinal cut longer and slide your bud in sideways; for this reason: After budding, as the branch grows, it will weaken at the cross cut and often snap off, and if it does not damage the bud in the parting, it will do so by its loss, for the flow of sap will try to find a vent, and in all probability it will start into growth the bud which should have remained dormant until the spring.

In tying in, commence tying from the bottom of the bud and work upwards; do not cover the bud. Some growers turn one end of the tie upwards, laying it on the stem and wind with the other part to meet it at the finish and tying off at the top. Others, starting more or less from the middle of the raffia below the bud, wind both ends in opposite directions and then tie off at the top. I think the first method is the better, if not the quicker, but as far as the amateur is concerned, it does not matter so long as all is secure. Do not tie too tight so as to impede the flow of sap, but tie firmly, like a bandage which, in fact in miniature, it truly is.

As regards the budding and tying in on dwarf stocks, the method is the same in each case, save only that on the seedling briar you are budding on to the main root, whilst on cuttings you bud on to old wood. Do not cut away any shoots, but draw back the soil round the stocks to the depth of about an inch, so that you may bud as low as possible.

In the case of seedlings it is not always easy to bud on to the main root, as it is so often crooked, but it must be done, for if budded above the "collar," which is full of dormant buds, the grower will always be bothered with suckers when his tree is established. When budding dwarf stocks take every care that no grit gets into the cut, for this will spoil a good union. It is wisest to clean the surface of the stock with your thumb or a piece of rag before cutting, and on a dry, windy day, when dust is flying, work the opposite side of the stock. After the operation the stocks can be left alone, and save for watering in dry weather, nothing can be done for five weeks, when the ties may be loosened or removed according to whether the buds have taken or not.

In November, when the sap has ceased to flow and the leaves have fallen, the stock growth may be cut away up to the cross cut or just above it, and in standards to within three inches of the bud; but personally, I advise the spring, and think it best to wait until the end of April or beginning of May; some growers defer it even till June.

The budding of more than one variety upon a stock can be done, but it is not advised, and in few cases is it successful.

The fittest survives and the weakest generally goes to the wall; still, there is no reason why certain varieties should not share the same stock if desired, in which case Roses and their sports are the most likely to succeed, such as "La France" and "Augustine Guinoisseau;" "Catherine Mermet" and "The

A Few of the Specialities which have made the "Voss" House Famous:

Voss Standard Lime Sulphur	Nicotyl Fumigating Compound
Voss Winter Wash No. 1	Carlton Sulphide of Potassium (Genuine Liver of Sulphur)
Vossolite (Soil Insecticide)	Creol—the Fluid } Noted Soil
Carlton (Voss) Arsenate of Lead	Voster—the Powder } Sterilizers.
Bordorite Ready-made "Bordeaux"	Carlton Universal Guano
Nicovoss	Carlton Horticultural Fertilizer No. 2
Catterscab (Voss Bordeaux Arsenate")	Carlton Organic Tomato Fertilizer
Pterokyl (special for Aphis and Apple Sucker)	Carlton Premier Tomato Fertilizer
Voss Nicotine Soap	Carlton Fruit Tree Fertilizer
Carlton Green Sulphur	Carlton Improved Cucumber Fertilizers.
Nicotyl Red Spider Compound (for Red Spider under Glass)	Carlton Nonpareil Vine Fertilizer
SpidERine (for Red Spider in the open)	Carlton Vine Fertilizer No. 2
Carlton Strawberry Dressing	AM-OR Organic Base Fertilizer
Phospho Nicotyl (for Wood Lice)	Carlton Perfect Rose Fertilizer,
Voss Safety Cyanide Packages (for White Fly, etc.)	&c. &c.



WE have consistently for many years GIVEN PARTICULARS and GUARANTEES about our makes of

Lime Sulphur, Arsenate of Lead

and other materials with "common" names.

This surely is ONE reason for trusting us with all matters relating to Plant Pests and Diseases.

Capt. R. WELLINGTON (late of Wye College and Ministry of Agriculture) writes:—

"There is no surer way for growers to safeguard their vital interests in dealing with plant diseases and pests than on relying on the excellent service Messrs. Voss have provided for them."

Bride," and others with their seedlings of similar habit of growth and constitution.

Buds will often grow out the first year, and I have even had them in bloom, but it is not good, for the wood seldom ripens enough to resist the frost; if it does it must be pruned back close in the spring, but until then as soon as it is large enough it must be tied up to a stick or cane to prevent it being blown out by the winter winds. The end of March or beginning of April will show what buds have survived, and when they have grown large enough a cane should be inserted in the ground close up to the shoot, which should be tied to it lightly but securely with raffia. This is budding—namely, the removal of the wood from the most essential, for although the union is formed and the shoot is growing well, yet it is none too strong the first year, and it is easily blown out or damaged.

A shoot is generally ready to tie to a stick or cane when it has grown four inches and has three or four good leaves, at which time it is wise also to pinch out the heart of the shoot; this will cause the buds at the base of each leaf to push forth a sturdy shoot, with the result that instead of one long shoot you will have a well-formed tree. Keep a very close eye for insect pests the first year, and on the first sign syringe with Abol or some well-known insecticide, for the young trees are very tender, and without care are easily lost.

Grafting.—One of the most interesting and at the same time one of the most profitable methods of Rose culture is that system by which it is possible to increase a valuable stock of Rose trees at a trifling expense. The price of new varieties when first placed upon the market is so prohibitive that many a Rosarian is obliged to wait at least twelve months after their introduction before he or she feels justified in securing for the Rose garden such a costly addition. Let all those, therefore, who are desirous of enriching their Rose gardens with a goodly number of the latest varieties at the smallest cost follow those methods

adopted by the ancients, and in common practice in our own land before the days of Shakespeare.

“ You see, sweet maid, we marry
 A gentler scion to a wilder stock,
 And make conceive a bark of baser kind
 By bud of nobler race; this is an art
 Which does mend Nature, change it rather, but
 The art itself is Nature.”

January is the best month for operations in which to carry out the all-valuable method of stock-increasing by means of grafting.

Having secured a goodly supply of 3 in. and 3½ in. pots, write off at once to one of the Rose nurseries, and, according to your requirements, obtain a sufficient stock of briars to enable you to graft a useful number. Do not buy too few; it is far wiser to procure more than you will require, and then to select the best for potting up, and to plant out the remainder for budding purposes. The best stocks for grafting are without doubt the seedling briar cutting and the Laxa. In the autumn, having potted up all the briars you will require, the next step is to select a good site on which to place the pots. Choose a sheltered position, and spread a good coating of sifted ash—about three inches; water this well, then place there your batch of briars and cover up the pots to the surface and water down, filling up where the ash settles. Water from time to time. They can remain like this until next November, when they will be well rooted and ready for bringing into the house for the purpose of grafting.

Whip-Grafting.—Having your briars, and also a valuable Rose tree, purchased with the hope of being able to raise in one season a veritable army of this coveted possession, you will proceed to cut with care each section of a shoot containing but one eye, for the selected briar to become its foster-parent. Doubtless, your tree will yield you twenty such shoots, and yet leave two or three eyes on the already established stock. Remember this: do not throw away a single eye—all will come in; those too small for ordinary

grafting can be rind-grafted or budded. Take your briar by the left hand, and with a sharp pair of secateurs cut off the head at a point two inches above the soil level. Then with a sharp budding knife try and get a clean cut on the slope in one stroke, or, if unsuccessful, pare it down to a clean level sloping surface. Then cut off from your Rose shoot a section about an inch to two inches long containing a bud; and here also try and obtain a clean, level, sloping surface equal in length to that of the stock; then place the section in position so that the two surfaces come together, the bark of the scion meeting exactly the bark of the stock; tie firmly with raffia. In tying the raffia place one end pointing downwards, allowing enough to tie a knot at the finish; then wind round the briar and shoot downward until the union is covered, and end off with a half-hitch and tie once. If the graft fails to take, make a fresh cut and try again.

Rind-Grafting.—Now, before we deal with the next step it is most necessary to refer to another method of stock-increasing, namely, that by rind-grafting. It will be found that many a shoot tapers off to such a slender size that the chance of finding a briar small enough to fit the section cut off is rare. Hence, if we wish to make the most of every eye, it will be found necessary to adopt this other method.

Cut, therefore, a briar horizontally instead of sloping downwards; then, having prepared the shoot cut it as before; cut the rind of the briar, only as done in budding, then insert the shoot and tie in as before. After grafting, bring all your stocks into the greenhouse, and, if possible, place the whole batch into a propagating frame. Keep your house at an even temperature of not over 60 degrees, and let the atmosphere be a moist one.

Should you not possess a propagating frame, then keep your house well shut up, avoiding excessive ventilation and all draughts. It can always be taken that a close house is like a propagating frame; thus so long as the temperature is maintained and but very little

ventilation is given, the growing stocks will be quite safe until March. Then, as the days grow warmer, ventilation will have to be increased, starting about an hour earlier in the mornings each week. When the shoots have attained a good size, the Rose grower who is content with his stock will inspect the root growth, and if a good supply of young roots has been formed he will then carefully repot and grow his trees on until he pots them out in the open ground, in about the middle of May. But if he is ambitious and is still further anxious to increase his stock, he will proceed to adopt yet another method known as spring grafting.

In this case the briar should have been allowed to grow so that the flow of sap is about equal to that lately drawn by the shoot from which the sections are to be taken. Spring grafting will come under the head of rind-grafting.

The method is exactly the same, although the shoots, being tender, will require greater care in tying on; also all young plants must be kept dry. Let it suffice only to keep the ash beneath the pots moist as the grafted stocks start to grow, which will be in about three or four weeks, when they will want careful handling. The shoots are very tender, and it is always advisable to shade them from the sun or very strong light. In repotting it is advisable to repot from a three-inch pot to a five-inch, and from a three-and-a-half-inch to a six-inch. Then give a good watering and leave for two days, after which they can be hardened off.

Many stocks will be found to be too large for whip-grafting, and often the grower has but a limited number. We will, therefore, consider briefly two other methods, cleft-grafting and wedge-grafting, both of which can easily be learnt and practised at times to advantage.

Cleft-Grafting.—The size of the stock in this case is immaterial, since the scion is inserted at the side. Choose well ripened wood for the scion of about an

inch-and-a-half in length to two inches, having two or three eyes. Then cut your stock level at the top, and with your budding knife cut out of the side a tiny wedge of bark and wood in the shape of the letter V. Do not let the cut be deep enough to reach the pith of the stock, and regulate the width by the scions you have to graft.

The all-important point to remember is to get the inner bark of the scion and stock to meet—no easy matter, and one that requires sound judgment and a sharp knife. Cut your cleft in the stock first, and then pare down your scion to fit, trying, as far as possible, to fill exactly the cavity. This you will never quite do, but the nearer you get it the greater will be your chances of success. Bind in the scion securely with raffia, and then cover the grafted part with grafting wax to keep out air and moisture.

Wedge-Grafting.—This method of grafting is more simple than that of cleft-grafting. You cut your stock level at the top as before, but instead of taking a piece out of the side you split it down the middle to the depth of about an inch. Then you cut your scion in the shape of a fine wedge, and insert it in the slit, bringing bark to bark and binding as before; cover the top of the stock and exposed cut parts with grafting wax.

If it is found impossible to get both sides to quite meet bark to bark, then at any rate make one side sure; but practice will make perfect, and soon there will be left very little to be desired.

The after-care for all the grafted stocks is the same, and has already been described.

It will be seen that from the first day of grafting to the end about ten weeks will be all that is required to secure a fresh shoot from which it is possible to graft again. Thus the grower can calculate—given a fair amount of success—what he can make out of a new variety that at first sight seemed to him so dear, and not only will he, with care, obtain blooms before

his neighbours, but by the time the next planting season comes round he will have many trees to spare, and, it is to be hoped, have added to his laurels in the show tent.

Cuttings.—There are many Roses that are easily grown on their own roots, and which pay for this method of cultivation, such as “Dorothy Perkins,” “Crimson Rambler,” and others of this type; also, there are many that will be found to make good, healthy bushes and produce a quantity of bloom, but the grower must not look for exhibition Roses on plants raised from cuttings.

Good representative flowers are often obtained, but generally speaking, all show kinds grown in this way are undersized. Nevertheless, as we have said in another place, the Roses that will live and make ancient history are those that can easily be grown on their own roots, as “Gloire de Dijon,” “William Allen Richardson,” “Frau Karl Druschki,” “Caroline Testout,” and others of a like character and constitution, but even then some are larger and healthier on the parent stock. There is no reason why nearly all Roses should not propagate from cuttings, but experience will teach you that most of our modern kinds need the support of the parent stock, and increase by budding is the surest method of successful reproduction. For autumn cuttings October and November are the best months for putting in Rose cuttings in the open ground. The work is simple, and gives very little trouble. Summer cuttings can be made at any time after the Rose has flowered, but this necessitates the use of a cold frame, and, if possible, a frame or house with a little bottom heat.

March to May are the best months for taking cuttings from Roses that have been forced under glass.

I will take the most natural method first, and discuss the striking of cuttings in the open ground. First: prepare your bed as follows :—

Choose a shaded and sheltered site where during the hottest part of the day a tree or wall casts genial shade, and in rough weather protects from cutting winds. Any corner of the garden will do, provided a good bed is made up that is well drained and the soil enriched with loam, leaf mould and sand, to the depth of about a foot. If sand cannot be procured in quantity, some fine sharp road grit should be dug in and a little sand secured to lay along the bottom of the trench which you will dig for your cuttings.

Some growers are content to insert the cuttings in line with a dibber, but it is not so good as opening up a small trench seven to eight inches deep, and cutting your edge straight down. Place a little sand along the bottom of the trench, or sand and leaf mould, and then stand your cuttings upright at intervals of two inches apart, and fill in, firming the soil with your foot all along the line. It is absolutely necessary that the soil be made very firm round all the cuttings; indeed, this is essential to their success. Keep nine inches between the rows, and this will give all the space required. In preparing your cuttings for growing in the open, select well-ripened wood of present year's growth, and in cutting off your shoot try and get a heel of old wood to it, or if this is not possible, take it off at a joint in the wood from which another shoot or branch is growing, when two cuttings can be secured. A heel is necessary for success, although cuttings can be made of ripened wood cut to and just below a bud, but only a moderate percentage grow, excepting the more rampant climbers, which are easily struck. Let your cuttings for planting in the open be about nine inches in length; carefully remove all the thorns and also leaves, if any, except the leaves to the top two, three or four eyes which must remain. In planting, only three or four eyes at most should be left showing above ground, the rest of the eyes, which should be left in and not be removed with a knife, will be below the ground.

It may at first seem that we are planting our cuttings rather close together, but this is not the case,

even if all lived, which cannot be hoped for. There will also be many losses, which the spring will reveal, and growth will not be vigorous the first year. However, if room is required, some may be lifted with great care, but it is wisest to wait until the autumn when they can be planted out at will. As regards attention, cuttings in the open require but little, a good watering after planting, and whilst the leaf is on a regular sprinkling each day, is all that they require. Keep the surface of the soil broken and protect from severe frost. The branches of evergreens stuck in fairly thickly make good protection in severe weather, also bracken fern, but these should be removed towards the middle of February.

The growing of cuttings under glass, that is, in a cold frame or a hot-house, presents no difficulty, but demands more care and attention. This method is generally adopted for summer propagation, and is useful when the grower is anxious to increase his stock rapidly and secure all the shoots and buds he can for working under glass. Also many of our more delicate sorts are, as from cuttings, better raised under glass than in the open ground.

Whatever be your variety, select your cuttings as soon as the trees have flowered, or even as soon as the wood selected has lost its bloom. The length of wood need not be so long; three inches is enough, and as before, this should be cut to a heel of old wood or an eye or joint in the wood. Strip off thorns and leaves, leaving only two leaves at the end of the cutting selected. Prepare some good potting soil made of equal parts of turf loam, leaf-mould and silver sand, worked through a coarse sieve. Pot up your cuttings four to six in a pot, and keep them round the edge, set to a depth of two inches in the soil, leaving two eyes above the soil with leaves. Firm the soil well round the cuttings, water well to settle the soil, and then remove the pots to a cold frame, which must be kept closed and shaded from the sun. Sprinkle twice daily for two or three weeks, by which time the heels

will have started to callus, when they should be removed to a frame or house with bottom-heat. Here they will start to root, and may soon be potted off singly into pots, which should be kept in bottom-heat until the trees are well established, when they should be transferred to a cold frame and hardened off, giving air gradually until they are quite strong.

Cuttings are easily taken from Roses that have been forced under glass, for they root very readily; only instead of placing them in a cold frame, they must be grown in a frame or house with bottom-heat from the start and kept there for about eight weeks. This means that cuttings will be taken from March to May, and these will be ready to plant out by the end of the season or grown in pots in the open, to be brought into the house at the end of the year.

Layers.—June, July and August are the best months in which to layer Roses, and early-layered branches will provide trees by the following November which, if cut back in the spring, should bloom the first summer or autumn they are planted out. Much depends upon the variety and the nature of the soil in which it is planted. Layering is quite a simple matter, but it is not easy to layer every variety; indeed, some trees are impossible. In any case, fork over the ground where the layers are to be made, and work in sand, leaf mould and a little old manure that has been more or less dried and worked through a coarse sieve. Break up the soil quite fine round the tree. Select the shoots to be bent down and strip off all the lower leaves, allowing only those at the end of the shoot to remain for about six inches to a foot from the top. Then gently bend down your branch in a trial to see where best to cut a tongue in the wood and at which point to peg it down. Take your knife and cut an upward slice for a distance of about an inch and a half, and half-way through the wood, then take up your trowel, and at the spot marked, where you first bent down your shoot, insert your trowel and work it backwards and forwards to make a cleft in the soil. Into the cleft made

throw a little sand or sand and leaf mould; bend down your shoot and peg it down with a forked stick so that it is held firmly in place, and when covered with soil the end of the shoot occupies an almost upright position; this causes the tongue cut to press downwards into the soil slightly away from the stem, and very soon, if the pegged-down portion of the tree is kept well watered, roots will form on the tongue, and a tree will be in the making to be severed from the parent stock at the wish of the grower.

The operation is such a simple one that we are surprised more growers who are anxious to secure trees on their own roots do not practise it more often. But the reason is this: Few trees throw up long enough wood to bend down, and the wood of many trees is too stiff and upright, and if bent back would snap. How, then, can such trees be layered? You can overcome this difficulty by removing soil from one side of a tree and gently loosening the soil all round; then, when the tree is in a leaning position, carefully firm all the soil, leaving it lying more or less on its side; you can then peg down the branches, and in the autumn or spring remove your young trees and prune and straighten up the old.

Suckers.—There are a few Roses that, growing on their own roots, will throw out suckers which again root. The Scotch Rose (*R. Spinosissima*) is a good example of this, and it is quite easy in the autumn to secure good young trees growing from the parent plant. You will often find that many of the suckers have not taken root, but if severed with a knife in the autumn they will, when planted, easily root and make good trees. In the spring all layers and suckers will be pruned in the usual way according to the variety, and although many will be tender and sparsely rooted, yet the old rule applies, and it is wisest to cut back each tree to the usual number of eyes generally left at pruning time.



Photograph by Reginald A. Malby, F.R.P.S.
SCARLET CLIMBER. (H. wich.)
WM. PAUL & SON, 1916.



Photograph by Reginald A. Malby, F.R.P.S.

BLUSH RAMBLER. (mult. ramb.)
B. R. CANT & SONS, 1903.

CHAPTER X.

PESTS AND SPRAYING.

“Gather ye rosebuds while ye may, old time is still
a flying.” —Herrick.

As Spring advances the Rose grower is kept on thorns, for the enemies of the Queen of Flowers are legion. Like the plagues of Egypt, they beset our trees until we are nearly at our wits' end how best to combat their attacks. I have often considered the matter very deeply, and tried hard to solve the problem why the Rose should be more subject to disease and the attacks of insects than almost any other flower.

Even in its hardy wild state it is more harassed by pests than are the other plants and flowers of the field. How be it, cultivation has added to its troubles.

It is a curious fact that all the noblest and most beautiful orders of creation seem to be unduly surrounded with so much that is opposed to their excellence. Horses can hardly move for swindlers and touts, dogs for drunken owners and coarseness, birds for beasts of prey, flowers, for insect pests, and even energetic and good men, suffer from the tongue of evil report.

The nearer each gets to perfection the greater appears to be the difficulties that beset development. Undoubtedly no order of creation is entirely free from “pests.” It reminds one of those lines learnt in our school days: “Lesser fleas have lesser fleas upon their backs to bite 'em, and lesser fleas have lesser fleas, and so adinfinitem.” But, poor Rosa, what has she done to be so beset by enemies? I will tell you. No, it is not a piece of scandal or aught unkind, but if Rosa was a lady, when the secret is out she would have

some old Mother Gamp to distress her still further, and cause her to blush through the deliberate misinterpretation of what I am about to write—namely, that Rosa is too forward. Yes, she rushes out into the world and courts the season too early, with the result that she gets led on, encouraged and then suddenly cut, or some pest stabs and bleeds her to death. Her constitution is not as robust as her parent, neither is she so prudent, so that cold winds and frosts find her, and under their adverse influences she is withered and blighted. Good reader, is it not so? Go into your garden at the end of February and look at your climbers, or your standards or dwarfs in March. See even your most treasured and delicate varieties shooting and pushing out leaves, whilst the hedgerow hesitates, and the elm tree has scarce reddened with bud.

What is natural but that warm days should be followed by cold, and that all growth should be checked? The cultivated Rose cannot stand frost, and the tender leaves soon wither, and in this state a tree is liable to disease, and you will even notice that green fly soon take advantage of its weakened condition. Again, the early appearance of Rose foliage when other tender leaves are scarce, gives the various insects the early chance they require of propagating their species. What is sweeter than a rose? And, thinks the insect, what is sweeter than a Rose leaf or tender stalk in which to lay my eggs and hatch out my larvæ?

It is the early appearance of such sweetness that is the downfall of the Rose. As the season advances and leaves grow strong enemies become fewer, because there is more to feed on elsewhere. Nevertheless, the Rose is hardly ever free from some pest or another.

The best little book issued on Rose pests is the National Rose Society's booklet given to every member. It is called "The Enemies of the Rose." In this book a number of insect pests are considered, as also diseases caused by fungi. Excellent plates, too, are given, showing these marauders, so that they can be discovered more surely than a criminal at large whose portrait appears in the daily Press. For this little book

alone it is well worth becoming a member of the National Rose Society; but when, in addition, you are given tickets for the shows and other publications on receipt of only 10s. 6d., it is surprising that every Rose grower in the United Kingdom does not join. Now, I do not intend to give you a lesson on entomology or to describe in detail every insect that attacks the Rose, for this book could not cope with so large a subject. Indeed, it is not necessary to describe more than four of the worst offenders, for nearly all come under the same treatment in our efforts for their extermination. It is interesting to know the name of a criminal, but it matters very little when you have laid him low or frightened him off the scene of his operations.

Spraying will not be necessary until May, and possibly not then, for insect pests can be kept down if only they are taken in time, and not allowed to increase. With fungoid diseases it is different, for on the first signs you *must* spray; but of these we will treat later. The first attack, as a rule, comes from grubs and caterpillars, the larvæ of all sorts of moths, flies, and beetles.

These have their own little peculiarities, but, as far as the Rose is concerned, each is out but for one object—to plunder her of her foliage.

To work, Rosarian, and open every curled leaf, killing the enemy with your finger and thumb. Do not let him fall to the ground to rise up again, which he will do if left, but kill him. No! not between the fold of the leaf, unless with great care, for, remember, every leaf is of value to your tree; so do not pluck it off, as advised by some more squeamish brother, and do not bruise it in the pinching. Open it out to grow, and help feed your tree from the air with those properties that are so essential to its well being. Simple instructions, but this is all as far as grubs and caterpillars are concerned, and it dispenses with more than half of the little N.R.S. text-book; but you will have to train your eyes to find your enemy, for he is very

Telephone : "Museum 7025."

YOU NEED :

Fac-simile letters which will be READ
by your Customers. Printed through
a typewriter ribbon—every copy
equal to an original letter.

Trade Circulars.

HENRY E. HAWKINS,
Law Stationer, Surveyors' Lithographer, Printer
and Shorthand Typist.

Letters to accompany
your Catalogue printed or
fac-simile. Best Quality.
Moderate Charges. Special
Terms to Horticultural Trade.

Illuminated Addresses.

303, High Holborn, W.C.1.

ALL ROSE-GROWERS!

SHOULD USE COOPER'S
MILDEW V2K FLUID

The most Efficient and Convenient Preparation
For the Destruction of ROSE MILDEW

AFTER PRACTICAL TRIAL, COOPER'S MILDEW (V2K)
FLUID RECEIVED THE HIGHLY COMMENDED AWARD OF
THE ROYAL HORTICULTURAL SOCIETY.

COOPER'S NICOTINE (V2) SUMMER FLUID

is specially suitable For DESTROYING ROSE APHIDS
which do great damage to young shoots and buds by sucking the sap.

Simply mix this Fluid with water in the proportion of 1 to 100 and
Spray the Rose Trees and Bushes.

For Prices and Descriptive Leaflets, apply to: *Of Agents Everywhere.*
William COOPER & NEPHEWS, Ltd., BERKHAMSTED.

cunning. He, too, has enemies in insects and birds, and to avoid these he not only hides under the leaves, but takes the shape of stalks and shoots. As your trees grow, a daily round will be almost necessary until the buds and leaves are well developed, by which time the attacks will have lessened, for the larvæ will have gone into chrysalis, and the ranks of your foes will be depleted. If your Rose garden is surrounded by many shrubs and trees, your difficulties will naturally be increased, for insect life will be in greater abundance throughout the year, and if you grow many trees, a spraying will be found to be essential. Cooper's Nicotine. (V₂) Summer Fluid is a grand spray for tender growth, and Rose aphids are soon removed after one or two applications.

It is no easy matter to spray a number of trees without a machine. Large beds of dwarf trees take time to get round, and time is everything to the busy grower. For large gardens you require a small tank on wheels that will hold from 10 to 18 gallons of water or a quantity of insecticide. If you have many climbing Roses, a tank or container with a lance and hose is most useful and a splendid investment. The "Four Oaks," "Stafford," Pattern machine is one of the best; this has a small hand pump with hose and lance attachment, which can easily be taken off, and the tank can be then used as an ordinary water barrow.

A bucket and a hand syringe is far too slow if you have an average-sized garden to attend to; also, you soon tire in the frequent bending down and stretching in the filling and discharging of the syringe.

Unless syringing is made easy, very little is going to be done, either with insecticide or pure water, and wall climbers, arches, and pillars will get but small attention.

A good spraying of the Rose foliage with pure water when the sun is off is most beneficial, and will do more towards the keeping down of insect pests than anything else.

Water supply is everything to a garden, and it will be noticed in the plans of gardens in this book that many of them have ponds, which are included as much for utility as beauty.

Water for all plants is best exposed to the sun for some hours; it brings it up to the right temperature, and the plants benefit far more from it when thus applied. A tank of water should always be ready, and buckets can be filled from it when desired; a container or tank with a pump and lance attachment is best, for the latter can be easily taken off. The Haven Engineering Company, of Goudhurst, Kent, make a speciality of these lines, and have some very useful and practical models at most reasonable prices. The advance in spraying machines and insecticides of late years has been very great, and the Rose grower can easily satisfy his requirements.

The Greenfly or Rose Aphis is by far the worst pest of the garden, and once it infests a tree it does great harm.

The thumb and finger will clean a shoot, but nothing short of a good insecticide will save the situation when aphides are well established.

A good spraying once a week when the trees are coming into leaf and buds are forming will not only kill the various insect pests, but it will ward off the attacks of others. Caterpillars of various Moths are hard to discover, but a good spraying will soon find them out, and will kill them.

I have noticed that The Rose Leaf-cutting Bee will cease its attacks on a tree that is sprayed, and that other sturgy enemies of the insect world will go elsewhere to lay their eggs when they find their food polluted with insecticide. There is little to fear from the majority of insect pests if only you spray your trees occasionally and hand-pick the maggots early in the year. Much depends upon the season, some years being worse than others for all insect pests. As a

rule, dry seasons bring the most trouble, and in a neglected garden it is astonishing how soon a valuable tree is ruined for the year by numerous pests and plagues. Gardeners are too forgetful of the fact that loss of foliage means damage to the tree, and damaged foliage is detrimental to good growth. When you cut a Rose, remember that every leaf is of value to the tree, whose very existence depends upon its foliage. The more we think over this fact the more impressed we become as to the necessity of spraying with clear water during drought, and also insecticide whenever necessary. I have seldom, if ever, had to spray to ward off the attacks of insect pests, and this should be able to be said by every amateur; but with fungoid diseases it is a very different matter.

For Rose Mildew, Rose Rust, Black Spot, Rose Leaf-Scorch, and Sooty Mould, you *must* spray. These plagues are worse than insect pests, for they are far more devastating in their ways and far harder to get rid of. I have seen beds of Killarney, white with mildew, and leaves of other varieties falling off by the thousand from rose-rust and black spot.

How essential it is to take all diseases caused by fungi in their early stages is hardly realised by gardeners. The very first signs of mildew or rose-rust should make the grower start to spray, for it is very active, and soon spreads to all parts of the tree. Mildew is largely due to a check in the young and tender growth of a tree; a cold night or a cold shower of rain after a warm day will soon start the trouble, and weak, soft wood will be the result.

Under glass, flowers of sulphur put into a muslin bag and dredged over the foliage is a splendid cure, and is one much used in our nurseries, although spraying is a more up-to-date method of dealing with this scourge.

Rose Rust is often found upon the foliage of the wild Rose growing in the hedgerow and the field, and it is also a great enemy to cultivated varieties. This

You can depend upon

a steady heat at all times for a
succession of thriving plants and
:: flowers with a ::

SILVER MEDAL
**HORSE SHOE
BOILER**

Made in Various Sizes for Green-
houses 12ft. to 50ft. Long. ::


Complete Apparatus from Stock.

Descriptive List R.E. and all advice free
from Sole Makers :

Chas. P. Kinnell & Co.,
— Ltd., —

Southwark St., London, S.E.1

Used in the R.H.S. and
Botanical Gardens.



Reduced Prices.

Write for free guide
to garden pests.



Green Fly

American Blight, etc. and
Mildew on Roses are killed by

ABOL

Non-poisonous Insecticide.
It also aids the growth of the
plant and improves the foliage
 $\frac{1}{2}$ -pt. 1/4; 1 pt. 2/2; quart 3/6;
 $\frac{1}{2}$ -gall. 5/6; gall. 10/-

Abol Syringes

A perfect spray, variable
from fine to medium or coarse.
Specially recommended by
the N.R.S.

No. 4 (1x14) 17/6; No. 5 (1x20)
22/0; No. 6 (1x20) 28/- Bend
2/- extra.

of Nurserymen, &c.

Sole proprietors and manu-
facturers: **Abol Limited, 142,
Baltring, Paddock Wood Kent**

is best combated by the removal and burning of the leaves infected and the spraying of the tree with a good insecticide. Black Spot should be treated in like manner to Rose Rust, as it is almost as common, and develops very quickly. It is generally found in Rose gardens that are too shut in or that possess poor, dry soils. Rose Leaf-scorch is another fungus pest, but it is not a common one. Not unlike Rose Rust, this plague is even more deadly when it attacks the foliage of trees, for the leaves drop off very quickly, in which case they are best gathered up and burnt.

Yet another fungus pest, Sooty Mould, often makes its appearance in certain localities. The name well describes the disease, and it is found present on both wild and cultivated Roses. This fungus, beyond choking the pores of the leaves, does not take its sustenance from the foliage, but from the "honey dew" deposited by the Aphides or "greenfly" on it. Therefore, let not that Rosarian mention the presence of such a pest, for his is the neglect and fault.

Rose Tree Canker, found with some varieties of Roses more than others, generally attacks the tree at the point of union between stock and scion. William Allan Richardson and Maréchal Niel are two varieties often affected, as also are many of the climbing Tea Roses.

I know of no cure, and much doubt if the disease does more than shorten the possible life of a long-lived tree by a year or two. It seems to come from the restricted flow of sap, caused by either the parent stock or the grafted Rose being the one more vigorous than the other. This you cannot always help, for it is not easy to define exactly the requirements of every Rose, and, when we consider it, growers have not studied the varieties of the Dog Rose so closely that they can make any difference in foster-parent selection for the would-be child.

Elkington's Prize Cups and Bowls.

Full and unique selections of
Cups and all articles suitable
for prizes always in stock—
exclusive styles,—finest work-
manship — moderate prices.
The Company invite a visit of
inspection or are always
pleased to forward selections
on approval.




*By
Appointment*

ELKINGTON & CO., LTD.,

*Silversmiths & Jewellers,
Manufacturers of Elkington
Plate & Cutlery.*

22, REGENT ST., LONDON S.W.

73, Cheapside, E.C.
Birmingham,
Liverpool.
Glasgow.




Illustrated
Catalogue
on request.



Photograph by Reginald A. Malby, F.R.P.S.

CLARA CURTIS. (T.)
ALEX. DICKSON & SONS, LTD., 1921.



Photograph by Reginald A. Malby, F.R.P.S.

KÖNIGIN CAROLA. (H.T.)
TÜRKE, 1903.

CHAPTER XI.

EXHIBITING.

“ Then gather the Rose in its fresh morning beauty—
 Now, now, whilst 'tis youth, pluck the Roses of
 love.”
 —Tasso.

Exhibition Roses! What visions are conjured up before the mind of an old exhibitor—memories of happy days, although of strenuous labour! But it does not do to dwell too much upon the past, and few of us who are interested in any particular subject care to be regaled with the reminiscences of others unless we are able to personally benefit from their experience. Now, I have much to say on the subject of exhibitions and exhibiting, that I trust will be not only of interest, but also helpful to many a grower of exhibition Roses, whether for the show tent to give pleasure to others or to remain in his own garden, a joy to himself and to his personal friends. But before proceeding to discourse upon the actual culture of the exhibition Rose, I think it is necessary to deal with the selection of most suitable varieties.

Ah! how selection makes one wish that he were rich enough to grow them all, rich enough to maintain a huge Rose garden with a bed devoted to each variety. But what a stupendous task it would be to collect and keep every known variety going. I do not believe that any grower has the smallest idea of how many varieties there are. Many are now grown so seldom that it would be a very hard matter to secure anything like all, although I venture to think that someone ought to try and organise a National Rose garden, where all varieties could be seen to advantage. As I write I have before me a pile of

catalogues from our leading nurseries, and in most of them are lacking names of old friends—roses that have won high awards in the past and have now gone out of commerce. And why? I will tell you. It is the result of trade competition, which finds its standard of perfection confined within the narrow limits of admirable and necessary rules laid down by the National Rose Society, in conjunction with the fact that certain important classes which command the premier awards embrace too wide a field. Thus, since shape, colour, and size define the perfect Rose, and Hybrid Perpetuals, Hybrid Teas, and Teas are asked to yield their best to make up these premier exhibits, what wonder if the public taste is impaired.

The Hybrid Tea, taking nearly every post of honour by its size and colour, dismisses from the show tent—except in the case of small classes devoted to them—the Hybrid Perpetual and the Tea Rose. But here, in all fairness, I must admit that the Tea Rose has less to complain of than the Hybrid Perpetual. Now, the result is patent to all. The public views over and over again in various exhibits the same varieties, and every year it is much as before. The moment a fresh Hybrid Tea Rose is born, equal in size and shape to “Mildred Grant,” “William Shean,” or “Caroline Testout,” then out of the list goes a Hybrid Perpetual or a Tea Rose, owing to its smaller size, and not even its scent or shape can save it. True, it can be exhibited in its special class—Hybrid Perpetual or a Tea—but then these classes are generally small at all shows. He is a bold nurseryman or amateur who would venture to discard an indifferent “Mildred Grant” for a fine “Sir Rowland Hill,” or a “Caroline Testout” for a “Duke of Edinburgh,” and to trust to the judges to consider the actual merits of the smaller Rose. No; the only cure seems to me to be one which I have long wished for—namely, to put on an equal footing Hybrid Perpetual, Hybrid Tea, and Tea classes, making the number of varieties exhibited the same in each section, and the awards of equal value. The result would be that more varieties would be put before



A First Prize group of Autumn Roses, exhibited by Benj. R. Cant & Sons, of Colchester at The

the public, and many a good Rose would be resuscitated from the dust. Further, the trade and amateurs would begin to specialise far more, and not only would it result in better business, but better Roses would be put before the horticulturist.

The trade has been gradually weaving about itself its own chain, and, furthermore, the trade knows it; but it finds it hard to break away. Now, I find it very difficult to write on such an important subject without being obliged to hit out straight from the shoulder since nearly every trade Rose grower is well known to me, and I like to count them all as personal friends, I feel that I shall be forgiven the foregoing and following remarks. If only amateurs would take the trouble to visit some of our large Rose nurseries, and there inspect numberless varieties growing by their hundreds and by their thousands, I am confident that the lists, too often compiled under present conditions in the show tent, would be considerably altered, and the trade would wake up to the fact that what the amateur wanted was what it, in reality, would far rather grow and sell—namely, a tree that does well, a free bloomer, and a sweet-scented rosy Rose. The general public wants flowers, not chance blooms, and it likes to see a bush, not two or three sticks with half-a-dozen leaves.

Granted the large grower likes to procure any new, although possibly shy, variety, the general public might not; they want Roses, and if the national flower is to increase in popularity as fast as new varieties are being introduced, then the classes in many schedules will have to be revised. Here I feel it incumbent upon me to say that if amateurs, when buying Roses in blissful ignorance of what are the most suitable varieties, show or otherwise, would leave the selection to the nurseryman with whom they are dealing, they would be far safer, and they would get their trees far cheaper, with, of course, the exception of new varieties.

Again, in all fairness be it remarked, that the average trade catalogue contains not only lists of the best varieties for small growers to plant, but also, as

far as possible, reliable particulars as to most sorts. No nurserymen can be blamed for including in some lists varieties that the show tent has demanded, and the general public has taken up, regardless of their habit or anything other than the fact that they are attractive and new varieties. Speaking generally, however, I would always advise the Rose grower to include in his selection of trees a large proportion of old varieties, especially of Hybrid Perpetual Roses, and, by making a careful study of their habits, to endeavour to select those sorts that will keep his garden in constant flower. It can be done, but to do it he will find that he will have to introduce many an old variety; but when, as an exhibitor, having a show to attend, he is searching his Rose beds for varieties to make up the required number to enable him to compete in some class, he will live to bless the day of their introduction into his garden. Again, when the amateur has given up exhibiting, and is growing only for his own pleasure and that of a few friends, he will find that many a sturdy old variety will give far better results and greater satisfaction than other sorts which to-day are being introduced, and which show a marked lack of stamina.

Here I will tilt a thorn at the hybridiser, and inveigh against the raising, introducing, and efforts made to popularise Roses devoid of scent.


A few years ago it seemed almost impossible to think of a Rose other than that of a flower possessing the sweetest scent, but to-day, when varieties abound having absolutely no perfume, we must discriminate, and it is not hard to enumerate the really fragrant Roses from those that are scentless or give but a poor apology for the sweetness we expect.

Our hybridisers are much to blame in this matter, and less attention should be paid to colour and easy results, and far more to the procuring of the type of Rose which is ever a favourite with the general public—namely, that possessing the greatest perfume.

There has been considerable discussion amongst Rose growers of recent years as to the desirability of giving special points for scent when judging Roses at shows; this in itself will testify to the true state of things in the Rose world. The idea is good, but it is not practical; for, as we all know, the perfume of a variety oftentimes varies according to the stage of its development when it is cut, and also, to a large extent, to methods of cultivation. Again, the judging of exhibits is already no easy matter, and takes far too long as it is. What it would come to if judges with highly developed or defective olfactory powers were to discuss the varying amounts and qualities of perfume, goodness only knows. It would gradually resolve itself into a general treatment of giving all known scented varieties an extra point, and thus we should get oftentimes most doubtful adjudications.


The only way to improve matters is to encourage the trade to study the real wishes of the general public, and to interest all growers in each new Rose possessing those qualities which place it above competing rivals. Every year new Roses are placed upon the market, and find their way into our nurseryman's lists to captivate the public for a while as the latest novelty, and to add a name or names to an ever-growing army of varieties, which becomes more and more perplexing to the amateur and onerous for the trade to keep in commerce. Nearly every trader, as far as it is possible, gives a fair description of each variety, but in all things there are degrees of excellence, and it is hardly for them to put one variety before another, for such preference can only be decided by general opinion, and to get an honest result the public should be placed in a position to judge. At all shows it is most noticeable the way even connoisseurs will bend down to smell some exquisite flower, and I have repeatedly witnessed looks of surprise and disappointment at the finding of no scent, while I have ever noticed the great pleasure evinced when the perfume came up to expectations. Now, it is seldom that anyone would care to bend down over innumerable blooms, especially if frequently dis-

AJUSTABLE TRAINER.




Stocked in Four Sizes :
2ft. - 3ft. - 4ft. - 5ft.

EXHIBITION BOXES.



Made to the requirements of Reg. 7 of the
National Rose Society.
Stocked in Five Sizes:
For 6, 9, 12, 18 and 24 Blooms.



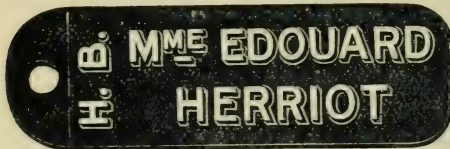
BLOOM PROTECTORS.

—
WEST'S
“ ACME ”

Calico Shades.

—
JEFFRIES'
Waterproof
Paper Shades.

—
Transparent
Xylonite Shades



Made on Hand Rolled Zinc.
Raised Letters. No Writing Required.

Catalogues Free
On receipt of Postcard.

To be obtained from all Nursermen
and Seedsmen or direct from the
Manufacturers.

JOHN PINCHES,
3, CROWN BUILDINGS,
CROWN ST., CAMBERWELL, S.E.

appointed, so that the highest point of appreciation is often missed, and if it is assured that a bloom is sweetly scented, disappointment again follows when trees are purchased and the flowers do not come up to expectations. Growers have yet to realise that perfume in a Rose, with the majority of the public, ranks first, colour second, shape and size third. Why is it that "La France" and "Maréchal Niel" have remained such favourites, together with many others, such as the old "Gloire de Dijon" and "Tom Wood"? It is simply their fragrance, for, as we well know, many of the later introductions of similar habit are equally beautiful, and even more attractive in colour. What keeps "Augustine Guinoisseau," "Golden Gate," or "Camoens" as popular Roses? Not their shape or size, not their colour or habit. No! it is their wonderful perfume, which, when once noted, is never forgotten, and, like many other varieties that could be mentioned, they are starred in the lists of the amateur before the majority possessing many other qualities and recommendations. The wishes of the Rose-loving public are not altogether unknown to the trader, but he finds it hard to secure novelties with that high degree of perfume found in many of the older sorts. Novelties the public must have, and he takes the easy road to procure them, choosing those varieties that, being loose-petalled and not quite so full, seed more freely and are more productive in new kinds. Chance enters very largely into the productions of this class of Rose, and the numerous varieties lately produced are evidence of this fact. Nevertheless, some of our growers are most persevering, and follow up a fixed line, and the result in the end is generally satisfactory. We owe some of our best Roses to the untiring efforts of a few scientific trade hybridisers who have refused to accept frequent failures at Nature's refusal to obey their thoughtful request. It is for the general public to encourage such growers if they would see an increase in the production of scented varieties. Already a step has been made in this direction by Messrs. Clay and Son, of fertiliser fame, of Stratford.

This firm gave a magnificent challenge cup at the Royal Horticultural Society's Summer Show, held at Holland House, on June 30th, 1914, for "A New Rose, not yet in commerce, possessing the True Old Rose Scent." The competition is always keen, and some really good Roses have been shown possessing sweet scent. The public realise that the Roses that are winners and competitors for this cup are worth growing, and their names are committed to memory as useful additions to the garden.

Now, what Messrs. Clay have done should be followed up. Both cups and medals should be awarded by the N.R.S. for scented Roses, and I venture to prophesy that the trade will bestir itself and compete largely for any such awards that so carry the interest of the public, and also promotes their own wishes.

Possibly, too, we shall witness a return to favour of the H.P. Rose, and that a larger percentage of new varieties will be of this class, since in proportion to varieties there are certainly a greater number of scented Roses in this class than any other, and, unlike the H.T. and T. Roses, the H.P.s possess a greater range of perfume. An increased popularity for H.P.s would not be amiss, for this would lead to many improvements, and, I am sure, to a greater satisfaction amongst amateurs. I have often wondered what would be the effect on the Rose gardens of England after a severe spell of very hard frost, such frosts as we used to get many years ago. I venture to predict that their return would be disastrous to the average Rose garden of to-day, containing as they do a majority of Teas and Hybrid Teas of none too robust a constitution; the memories of the best would hang round the *pot-pourri* jar and the trophies and medals won in previous years; the show tent of that year at least would give evidence of the hardiest varieties to grow.

Now, it is not possible to condense into one chapter all that I should like to say on the advantages and disadvantages of exhibitions, or to instruct the grower

fully in those steps to be taken to secure a bountiful supply of blooms worthy of the high-sounding title "Exhibition Roses." Let me, therefore, take it for granted that the reader will study carefully the chapters in this book on planting, pruning, and general culture of the "Queen of Flowers," and I will deal now with the supreme point—namely, that care of the Rose tree, which will aid the grower in securing blooms of the highest possible standard, and so worthy of the show tent. It is disbudding—disbudding at the right time and in the right way—that will secure a quantity of high-class flowers. I could write a book on this one point. Nature is so prolific that plants responding to treatment demand continual attention, and the grower who, when he is trying to secure certain results, does not achieve them simply because he fails in what I would term his finishing touches, is only throwing away his efforts. When generously disbudding the Rose trees of friends I have often been stopped by them as one having some evil or malignant design, yet the same friend will cut a Rose growing upon a stem still crowded with buds, which would have added extra strength in the development of a finer bloom had they but been removed at the right time.

More buds do not necessarily mean more Roses, for many will not develop; but they do mean smaller blooms, and often a weaker tree. Take only two varieties, "Clio" and "Robert Duncan." Without disbudding they are of small value, and so it is with many others. But unless we know our varieties here comes in the great danger; if disbudded at the wrong time some will resent such treatment. Too much sap will be suddenly turned into a bud that is not prepared to take it, and the result will be a malformed flower. The best method for the amateur to adopt is to disbud either in the very early or late stages of the growth of the bud, and if there are many buds to remove, they should be thinned out by instalments about every two or three days, giving strong-growing trees a longer interval between the operations. In the case of very

sturdy shoots, it is wiser to remove buds when the one you wish to retain is advanced in size. But here again is a point to be considered. A grower has many shows to attend, and does not want all his buds to be in the same stage of growth, so that they all flower at the same time. What is he to do? Well, try and keep buds in different stages of growth on all trees, and disbud earlier or later, as the season or shows require.

Many varieties, like "La France," will put out a great number of shoots the moment disbudding is started. These will have to be stopped early, for if allowed to grow too strong before removal the sudden check of sap will harm the root growth. By stopping such, early, strong, and forward shoots growing up from the bottom of the tree and giving a fine second bloom will be secured. Experience is the best adviser, for, although many trees seldom vary in their habits, it must be admitted that a large number do so, according to the soil and situation, and last, but not least, the varying seasons for which our native land is so noted.

It is the ambition of every true Rosarian to grow Roses of the average high standard of excellence that is to-day found exhibited at the best of our shows; and, having grown them, if there is any honest pride or true sporting instinct in the grower, it becomes the earnest desire of such to exhibit in competition with others of a like temperament.

Now, since there are degrees of excellence, as might very naturally be expected, ambition leads one to aspire to the very topmost pinnacle of fame, and to attain the highest triumph of culture which the "Queen of Flowers" is capable of producing. To achieve this end, the grower has much to consider, and oft-times likes and dislikes have to be laid aside, and he has to bow to the ideas of the Rose world, and, to a certain extent, conform to an ofttime hackneyed standard and opinion. Nevertheless, the best Rose that has been shown is always open to be excelled by a better, and

ideas, after all, as to quality and comparison change as often as the material that we have to judge. A Rose can only be a Rose, after all, and there are limits to its size, if not to its colour and shape. This is a most cheering thought to the enthusiast who sets out to conquer in the show tent, and the sight of some bloom growing in a humble cottage garden as fine as any ever exhibited by the grower of thousands buoys up the hopes of the most despairing amateur, and certainly calls to order the self-confidence of the most successful.

It is, after all, open to anyone to grow the best, and secure the highest award that his sporting nature and the love of his hobby has led him to compete for, and it is open to all who show to attain such a standard of excellence that the best is hardly the best, and it by no means puts his endeavours if beaten into the shade.

We cannot do better than to consider those points that make for the highest grade, and which, when attained in the Rose, leaves us in possession of a perfect flower, a medal bloom. When I first began to exhibit, the National Rose Society only permitted an affiliated Rose Society to give two N.R.S. medals to amateurs—one for the best H.P. and the other for the best T. or H.T. It was always a difficult matter to secure a medal for a good T. Rose when in competition with an H.T., unless, of course, it happened to be a bloom of one of the largest varieties.

But now, owing to the great increase in varieties of H.T. Roses, the three divisions at shows are becoming more and more distinct, and growers who favour either have an equal chance of winning the highest award—*i.e.*, the N.R.S. silver medal.

Well do I remember one day at Bath, a beautiful Rose I was showing of "Madame Jean Dupuy" being just beaten in the eyes of the judges by a "Mildred Grant." It is seldom that "Madame Jean Dupuy" is ever fine enough to stand out as a medal bloom amongst Teas, but to have to eclipse an H.T. is too much, when size counts as a principal factor in the eyes

of the judge. You may as well show a Brussels Sprout in the same class as a cabbage, and expect an equal chance of success. Yet, judged on merits and possibilities, my Rose was the winner; and in part I was satisfied, especially as one judge decided in its favour.

I mention this case to emphasise the fact that, although the classes are now more clearly defined, yet certain varieties must naturally command a preference, and unless the grower produces something abnormal in the best of a variety, Roses still below the medium size do not count when in competition with the giants of their class, no matter what their colour or shape. I will give you a good illustration in each class. Compare "The Hon. Edith Gifford" with "White Maman Cochet" in the Teas; or "La France" with "Mildred Grant" and "William Shean" in the H.T.s; or "Grand Mogul" with "Mrs. John Laing" and "Frau Karl Druschki" in the H.P.s. What chance have they got unless they are, as I have said, abnormally above the best? No; you may grow the Roses of your heart's selection, but you must also include many you like less if you would conquer in the fray and win the highest awards. But to our old refrain. A Rose is but a Rose, in spite of all the decisions that judges may pass, and we love them all, and, as far as we are able, we will secure the best of each variety, and then the finest of its class, and challenge our neighbours to show a better.

Oh! how I fought to win a N.R.S. medal for "La France," my favourite Rose, but never have succeeded. I have shown boxes of twelve in the open, and have even beaten a twelve of "Mildred Grant," shown by one of our largest trade growers at a big show, but yet I have always been a point behind on a single bloom. But in Rose-growing you never know your own luck, and perhaps one day a tree will throw up a shoot that will produce the perfect giant that shall carry you to victory, or a David equally perfect, that shall excel over all the giants of your adversaries.

However, until then we will persevere, and do all in our power to secure as many medal blooms as we can. Now, nearly every grower each year will secure Roses worthy of the highest award; but, unfortunately, when they are at their best, the show is either over or not yet on, and so our would-be champions die untried. This is sad, but all the same it is what we must expect, and the higher the standard of perfection we attain in cultivating Roses, the more often will this happen; indeed, I will go so far as to state that nearly every large grower at almost every show loses a medal only by hours of undeveloped or over-developed growth. But such hardly pay the same attention to their Roses as does the small grower, for the production of a medal bloom is with the latter more the result of untiring care and good gardening. To such a one the excitement of the show tent is immense, and the victory or defeat is far more acutely felt than by him who has the command of legions to draw from. It is for such that this chapter is intended, and I trust that the following cultural notes will be of service.

The growing of a medal bloom—for we must take the highest standard of perfection—commences with the purchase of the tree, for everything depends upon the quality of the standard, bush, or climber that is to be planted.

Every tree should possess at planting, well-grown, clean young shoots of one year's growth, that spring from a base well incorporated with a stock which, in its turn, is well supplied with clean, undamaged fibrous roots. The variety selected should be budded on to a stock most suited to its habit of growth, as also the nature of the soil in which it is to be grown.

Experience is the best adviser on this latter point, although, as a general rule, the requirements of the variety is the chief consideration in selecting the stock. Most of our best H.P.s are grown on the Manetti, which certainly produces more vigorous growth, and, if it does not ensure longevity to the tree, yet the per-



TROPHIES.



THE Goldsmiths and Silversmiths Company have an important collection of Solid Silver Cups, Bowls, etc., suitable for prizes for all Shows and Competitions. A fully illustrated list will be sent free or if desired selections of Cups &c may be had for approval at the Company's risk and expense.

The
**Goldsmiths & Silversmiths
Company Ltd**

Jewellers and Silversmiths to H.M. the King

112, Regent St., London, W.1.

Only ONE Address. No Branches.

centage of large blooms is certainly greater than that obtained from any other stock. For H.T.s, without a doubt, the Briar cutting is the best stock that can be used, and it seldom fails to make good, permanent plants, with a quantity of fibrous roots. For T. Roses I have always shown a preference for the seedling Briar, which produces later blooms than the Briar cutting, and maintains a greater vigour to a later period of the year. However, both these latter stocks are excellent, and H.T.s and T.s should, according to the time of flowering of the variety, be grown on each. Having secured, as early in the season as possible, specimen trees, see to it that you do not neglect any point that may tend to lessen their chances of success.

Whatever the tree, it will always be noticed that it is the young, sturdy wood that produces the medal bloom, and gives to it the substance so essential for its remaining a considerable time in perfection. As all likely shoots develop, they should receive the lion's share of the grower's attention, and such pests as green fly, caterpillars, and the like should not be so much as named in their presence. The surface of the soil round the tree must be kept well forked, and a generous supply of water given to the tree every two or three days. A little fertiliser, such as Clay's, may be added as the buds begin to swell, but with newly planted trees there should be enough in the well-prepared border for every shoot grown in the first year.

It is seldom that a shoot of the kind we require throws up one bud only, except in certain varieties that are naturally shy bloomers. This being the case, the grower must learn the greatest of all arts in helping to secure medal blooms—namely, that of disbudding. With most varieties it is wisest to remove, as soon as possible in the very earliest stages, all buds except the centre one; but in a few varieties which are rapid and coarse growers, this operation should be done at an earlier stage of development, to prevent too much sap from being turned too rapidly into a channel unable to receive and assimilate it. Experience will be our best

schoolmaster in this respect, and before we get medal blooms of some varieties many a good bud will grow out at the centre or become deformed, and so spoilt.

Here it must be mentioned that the three factors that decide a perfect Rose are size, colour, and shape, and it may be added, in case of a tie, scent. All, therefore, that can be done to develop either of these to the fullest extent must be done to win our prize.

Size and shape depend upon the subjects we have already considered, even careful cultivation; so does also colour to a very large degree; yet there is another influence that tends to impair rather than improve all colour that must be considered. This is shading. There is quite a large percentage of medal blooms e'er they are brought into the show tent that will have to have undergone a period of shading to protect them from severe rains, too fierce a sun, or from being blown to pieces by violent winds.

It is no mean art to know when or how to shade, for, as every grower is aware, the less shading you employ, the stronger the bloom and the finer the colour. Still, we dare not run risks of damage, and, since shading also will help us to retard too forward a bud, we make every use of the neat little caps devised for this purpose. These can be obtained from John Pinches, of 3, Crown Buildings, Crown Street, Camberwell.

Learn, therefore, when to shade, and remember always never to leave a rain-soaked shade close down over a bloom, to be dried in turn by the sun, else your flower will rot, or at any rate get discoloured; also, excess of shading will cause the petals to lose their substance, and to become papery in texture and pale in colour. This is especially noticeable in such varieties as "Bessie Brown" and "Mildred Grant." Equally important as shading is the tying with very thick worsted the centre petals of the flowers. This

not only keeps the petals clean, but it holds them together, and has the effect of making them grow longer and more pointed. The pieces of worsted should be about ten inches long, and should have the ends turned over in two kinks, so that the expanding flower can loosen of itself the wool as it grows. Never place the loop over the outside petals; these should always remain untied, to grow as they will. When the tie is placed over the inside petals, pull the end of the worsted gently, so that the centre of the flower is compact and yet not too tight. If the Rose grows very rapidly and the wool cuts it a little, then gently loosen it a trifle. In this tied-up state, when ready the bloom should be cut and wired, and placed in the tube of water in your show-box; nor should it be untied and brushed out until it is wanted to be got ready inside the tent, when the worsted may be slipped off, and then, as a rule, the petals will unfold, and with hardly a touch a medal bloom will be disclosed. In cutting the bloom, remove with it about eight inches of stalk, because if you are successful your bloom will be raised by the judges in your box, and there is often a danger that it may be lifted out of the water, when it will soon fade in a hot tent. Although chance may now and again give you an occasional medal bloom, yet the exhibitor must not hope for results in this way. A good flower is always worth considerable care from the bud; and here let me strongly deprecate what I would term faking, by overdressing and the like, so strongly resented by all true lovers of the "Queen of Flowers." Believe me, it is very, very seldom that a faked flower wins a N.R.S. medal. Petals unnaturally forced open, pinched into position, or cut with scissors are not of the order of medal blooms, and such practices are only of necessity, when varieties are hard to get to make up a required number; then some stubborn bud is requisitioned, or a damaged flower is shorn of bruised or mutilated petals to fill a gap.

A common practice is to damp all moss in the show-box when the blooms are installed into their

positions, and then to shut down for their journey. A flower treated thus will get spotted and damaged in hot weather if confined in a small box without air. By all means damp the moss when you get to the show, for this is a great help in a hot tent. Again, when making ready your box, unless very much pressed for time, attend to the medal bloom last, so as to save it and from expanding too rapidly. Now, although such a point as a colour scheme must enter into the arrangement of every show-box, yet, if you have a very likely bloom, this should be given the principal position, and only colours calculated to set it off to advantage should be placed near it to enforce its catching the judge's eye, a very valued point when the variety on which you pin your faith, although exceptional of its kind, has to challenge larger varieties for the premier position. Before leaving your box see that your Rose has a well-written label with its name correctly spelt—a warning much needed, since, if it wins, the uninitiated public are certain to write it down in their books. If successful and an enterprising photographer seeks to immortalise your flower at small cost, do not refuse him the honour, for the pleasure you will derive from the picture in years to come will be well worth the money. It will bring back to memory not only the triumph, but also all your hard labour and care, which, in that case at any rate, resulted in so great a success. To be successful you must start right, that is you must observe all the rules of the game, for after all Rose exhibiting is a sport second to none, and this is the decision of one who, in humility be it written, has held his own in most athletic sports and engaged in many contests with success. The real lover of the Rose is proud to compete with rival growers, and the joy of breaking a thorn in the show tent is life to the true sporting instinct. My advice is, show, and show as big as you can, do not mind defeat; your day will come, either it will be a medal bloom, or else a first, second or third prize for a box or vase of blooms.

The first time I ever showed I was so disgusted with my effort that I nearly closed my box and placed

it under the bench; but a more sporting instinct forbade it, and instead I mentally resolved to take a first next year, which I did, and on more than one occasion. Then a friend who persuaded me to exhibit had to look to his laurels. Soon, however, he was playing second fiddle at all shows, and I was challenging the trade in small open classes, winning my share of prizes and learning lessons and evolving ideas of value.

Did I set my heart on winning a twelve distinct varieties in hot competition, then I showed a box of 24 varieties and a vase. My rivals noted the strength of my vase and my 24 box, and staged accordingly, trying to beat me in all. A glance would tell me my fate had I left my exhibits as staged, but wisdom is justified of her children, and before the bell rang to exclude exhibitors from the show tent, lo and behold! like a quick-change artist a bloom of a similar variety had been exchanged from my 24 to the 12 box, or *vice versa*, and my vase, had played a similar hand in the game, so that what was weakness when my rivals gazed upon the exhibit now was strength beyond their power to cope with, and the bell soon put them out of court. I wired my vase Roses as for my box, simply bending down the wires, which were easily bent back into place on the change being made. Oh, the joy of beating a rival who had visited your box at least ten times to weigh up your strength before risking a bloom in another direction, in which possibly you were also competing.

What laughter and what good fun to see him hustle all to no purpose; oftentimes what consternation to find you had left it too late, or he was playing a similar game, or you had forgotten and left two of a variety in a box and got disqualified from trying to be too clever. It was my greatest joy to interest new growers in exhibiting, and often I have staged exhibits to beat my own and those of other friends.

Many is the good tale I could recount of the show tent and days of preparation, if only I had time and space.

A great practice of mine was to tie up my bloom̄s with soft worsted, even to the outer petals, when travelling, to keep them clean and preserve them against damage. One day before a show at Bath I had treated a box of 24 belonging to a friend of mine in this fashion, and all were ready for the journey. A competitor from Warminster called to see my friend's garden, and the old gardener showed him his employer's exhibit, which looked more like a collection of trussed fowls than show Roses. The Warminster exhibitor patronisingly comforted the old gardener, and trusted that they would do well, but conveyed no hope. The old gardener, however, was not to be dismayed; he simply shut down the box and replied, "You wait 'til the governor has put them through the mangle!" Through the mangle they went; that is, they were untied and brushed out clean and fresh, and my friend from Warminster, who was beaten, never said another word.

A regulation show box is an absolute necessity, and I always had the tubes that held the Roses made two inches deeper, so as to give greater elevation if required, and also to hold more water. Some Rose stems have to be cut short, and it is most vexing to be unable to elevate a bloom to the required height. There is no one to equal John Pinches for boxes and tubes, and also for store boxes for spares; it is quite an art to turn these out strong and yet light enough to reduce railway charges, a considerable item in these days. Good moss is also half the battle, and this should be got from the country a few days before the show; it only requires to be spread in the shade and watered down every evening to last for many weeks.

The surface of a well-mossed box sets off the Roses to advantage, and nice fresh, green, feathery moss from the woods is hard to beat.

I have said very little about the cutting of our blooms; this is best left until the morning of the show, but Tea Roses can be cut the day before, and if stood in water in the dark they will grow a little, and certainly the petals will be easier to dress.

Most Roses go to sleep at night; that is, their petals shut somewhat, and it is safest not to disturb them, for you can do very little with them until the sun is up. The value of Roses like Horace Vernet cannot be well determined until the sun is up, and it is not wise to cut your reds too early, as they lose their fire and brilliance if kept too long in water.

A good deal of judgment is necessary as to what to cut first, especially when you have many Roses to wire and stage, but it is a golden rule to start with the Teas, for these grow in water. Then cut and wire up your white and pink Roses that are ready the evening before, and write all labels as you cut, and place them in their tubes. Leave your youngest blooms until the last moment. Experience alone will teach you what to cut and when to cut, but speaking generally, a Rose to last well should be one on the under-developed side that will stand being cut the evening before the show. When cut and wired up all Roses should be tied, and thick worsted should be used to hold in place the petals until they are brushed out in the show tent. Always take a goodly number of spare blooms, for you are certain to want one or more, and even the most careful exhibitor will meet with accidents.

In dressing a Rose there is nothing to beat the handle of your budding knife and a large camel's hair brush; scissors I have never used; no, not even to remove a damaged petal. Indeed, most of the work can be done with your first finger and thumb and a puff of breath blown sharply into a tightly closed bloom to loosen the petals should be enough. In dressing a Rose always work from the outer petals, laying these low before the next row is touched. Cupped petals require often the pressure of the tip of the first

finger on the outside at the base; this causes a slight indentation which makes the petal lie back; for other petals a slight pinch given at the base will suffice; others only the downward pressure of the camel's hair brush need be brought to bear. Do not, good reader go way with the idea that blooms at flower shows are faked, or that there is anything unnatural in the dressing of a show Rose.

I have noticed every bloom—
 A secret I'm confessing!
 Like a blushing bride or groom,
 Needs a little dressing.

No judge would pass a faked or damaged flower; the exhibitor only tries by gentle methods to so present his Rose that at the time of judging, it is at its fullest glory, which, unless open and properly displayed, it could not be.

I have often coaxed a large bud ready to unfold into a glorious blushing Rose, and it has often saved the situation when I have been short of a bloom. It is a gentle art, and I am proud of being a pastmaster of the same, far more so than any exhibitor of birds, cattle or horses, all of which exhibits need, in their way, like showmanship before they pass the judge's eye. There is, however, the greater difference; flowers require so little, indeed, hardly a touch if you catch them just right.

Whether it be an exhibit of garden Roses or a box of exhibition blooms, staging will always count, and, no matter what folk say, weigh heavily with the judges.

Study, therefore, so to arrange your colours that the one bunch or single bloom sets off its next-door neighbour to advantage: a white, a red, a yellow, a red, a pink, and so on; avoid as far as possible the staging of two colours next to each other.

If you are called upon to judge exhibits, while remembering the rules and regulations of the N.R.S., yet use your judgment and knowledge of what a Rose

can be and what it is; if you do not know the variety, then judge it as a Rose of colour and shade, and any other point, such as freshness and staging. I fear my brethren will think me disloyal to the N.R.S., but I refuse to accept the pointing of blooms as a sure guide as to the best collection.

A careful inspection will soon show which is first, second and third; and in the case of a tie, which is most unlikely, minor points, such as staging, should count. There is always some militating factor, such as over-dressing, a split bloom, a flower that is not quite fresh, one that is undersized or off colour, that can turn the scale. The pointing of blooms depends entirely upon your knowledge of all of the flowers to be judged, and if you are growers of them all there will be no need to point. I have often smiled when I have seen brother amateur judges attempting to point up exhibits of Alex Dickson, of Ireland. This famous grower nearly always includes in his collections most of his latest novelties, and I have known for a fact that many of the Roses shown were quite unknown to the judges who were attempting to point them up according to N.R.S. rules. A careful study of all exhibits at a show will soon teach you more than my Rose book can in a chapter devoted to exhibiting.

Experience is everything in Rose growing and showing, and I owe my first introduction to the exhibiting world to the King's Acre Nurseries, Hereford, who first fathered my early efforts. The show tent for me is now a dream of the past, but it is one full of my most pleasant memories, and my greatest wish is, that the day will come again when once more I shall challenge my old friends, and exhibit and judge with the best of them.



ANTHOS & Co.

. . Court Florists . .

1, QUEENS ROAD, 139, KENSINGTON
BAYSWATER . HIGH STREET.

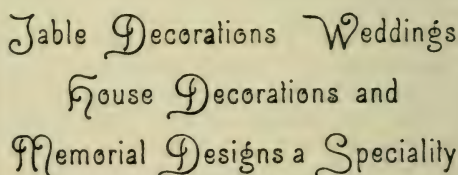
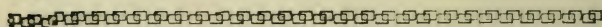


Table Decorations Weddings
House Decorations and
Memorial Designs a Speciality

Estimates and Suggestions for
Decorations in different periods

and styles, such as Adam Style,
Early Victorian, 20th Century
and Futurist, free of Charge. ::





Photograph by Reginald A. Malby, F.R.P.S.

JOANNA BRIDGE. (H.T.)
ELISHA J. HICKS, 1916.



Photograph by Reginald A. Malby, F.R.P.S.

GOLDEN SPRAY. (H.T.)
HUGH DICKSON, LTD., 1916,

CHAPTER XII.

ROSES FOR DECORATIONS.

“Let us crown ourselves with Rosebuds before they
be withered.” —Solomon.

Sprays and Buttonholes.—The love of the Rose defies fashion, and thus it is that we often see city men of all classes, in hours of recreation and strenuous work, wearing some token of their affection for the Queen of Flowers. I have known men and women who would hardly think of ever wearing a flower, delighting to wear a Rose, and who were not too exacting as to its colour, shape and size.

The love of the flower comes first; we want to carry it with us, feast our eyes upon it, smell it, and even touch it.

Like the country lad, who wears a big bunch of primroses or violets in his cap because it is the safest place and most honoured, so we, when fancy takes us, pin in with care into our dress a bud or blossom of the flower we love.

Not so many years ago it used to be quite a common custom to wear a buttonhole, so much so that fashions in buttonholes changed from time to time with dress, the correct size and shape was almost dictated to you by your tailor or your florist; but the tailor to-day does not concern the true lover of the Rose, and the florist is not there to advise so much as he is to supply what we desire. In great cities price becomes a ruling factor, and nearly all good things are dear. As much as we love the Rose, there is always the element of personal pride to consider, and few of us would venture to court undue attention through a buttonhole. You could hardly imagine a

city man going to his club with a full bloom of Paul Neron in his coat, or of William Sheen, Her Majesty, or Mildred Grant; but a beautiful bud of Homer, Richmond, Marie Van Houtte, or Auguste Comte--yes!

We get very particular as we become connoisseurs of Roses; I have often gone out into the garden for a buttonhole, and wandered round hundreds of trees in bloom to find what I wanted, and, when found, have discarded it for something I liked better.

If you were to make up a hundred buttonholes of a morning from your Rose garden, and then lay them all out upon a table, your choice would be found to rest between three or four at the most; as much as you might like all the rest, yet there will ever be found points that will command themselves to you, and these, to a certain extent, will vary with the day. A red Rose on a very hot day will give place to a white or a pink variety, and on a very cold day *vice versa*. A Rose, too, according to colour, will attract more at certain times of the day; this seems to be incredible, but it is so; and I take it that choice of colour largely depends upon the light that does it justice and the state of our health. Yellow Roses never show at their best in the evening, especially with artificial light, but reds are superb. Shades of pink are of the morning choice, yellow mid-day, white afternoon.

It is an interesting study, and there is a lot in it. As I have said, state of health will to a large extent influence our choice of colour; temperament, too, is a ruling factor; such point to a very careful selection. A Rose to all of us is welcome in any colour, like the highlander who declared that there was no such thing as bad whisky, but that some brands were better than others; so we declare it to be the case with the Rose. Yes, and the buttonhole Rose; but as I have been pointing out, there is need for variety. For instance, as much as you may love the Rose, you would not always wish to wear one variety. I am constant in

my great love for "La France," but to wear it every day would not please me. If you are going to a dinner, a miniature buttonhole selected from the Dwarf Polyanthas or Pompons, such as Eugenie Lamesch, Leonie Lamesch, Petit Constant and Perle d'Or would be delightful, but a fine Madame Hoste or a Hugh Dickson would be overpowering; you put your overcoat on in the day and change the order, and the result will be the reverse, for unless a buttonhole is made very big the little Pompon Roses could not compare with a large shapely bud selected from the greater number of our favourites. Clothes to a large extent must govern choice, and especially with the fair sex, but here the buttonhole Rose merges into the spray and the bud is wedded with more than one full-blown flower to give effect.

It thus becomes imperative to choose a Rose that in every stage from bud to full-blown flower is of service, and here we consider points that have always been overlooked by those that have dealt with the subject. I hold it essential that a Rose used for a lady's spray should possess perfume, for you will seldom find a well-made spray without one or two fully-developed Roses.

Again, a well-made spray will require a little wiring, if it is only used to keep the blooms in position, to strengthen the stalks, or keep the leaves in place; and in the hands of the cunning florist even petals will be wired to prevent their over-expansion and loss of that beauty that is found in bud and semi-developed flower.

The leaf of the Rose, too, is a great consideration, for nature is the best judge, and it is seldom that we can match from another tree that which she has created to be the setting of a beautiful flower. Often and often I have experimented on this matter, and it is wonderful to find how shades of green, texture and shape of leaves, are formed to suit a particular variety. This is a most important point in Roses used for

ladies' sprays, but of not so much consequence in a gentleman's buttonhole, where only one or two at most are used, and the leaf is less displayed.

Take the foliage of Victor Hugo, which is most distinct; this sets off this glorious Hybrid Perpetual to the very best advantage, but you would find it out of place with other Roses, and so it is with nearly all varieties.

In making selections, therefore, it will be seen how many points there are to consider if we wish to include in our collection of Roses a few trees that will provide us with blooms for personal adornment. This subject is not, as some may think, a matter of small moment, for a good buttonhole Rose is nearly always a good vase Rose, and it is equally good for table decorations.

I will, therefore, select a few of the best, and try as far as possible to divide them into groups, not with the intention of producing a Rose for every hour of the day or according to your outlook on life, but for general use and as necessary varieties of a well-chosen collection, remembering always that he who loves the Rose and has limited garden space will never despise others of a less attractive nature.

In making selection we will choose those best suited for miniature buttonholes, and for this purpose the Dwarf Polyanthas or Pompons are beyond compare. There is a goodly list of varieties, and all can be grown as front rankers to a large Rose bed, and will prove to be a most attractive edging. I give as my selection the following six varieties: *Cécile Brunner*, *Eugenie Lamesch*, *Georges Pernet*, *Leonie Lamesch*, *Perle d'Or*, *Petit Constant*. These are all very fine flowering and hardy, and do well on most soils; they should not be too severely pruned, indeed, beyond thinning out and the removal of old and dead wood in the spring, very little else is required. The next class of Rose, incomparable for a buttonhole, is the Moss Rose, and almost any of these are suitable

A Collection of 12 Roses suitable for Button-holes.



Harry Kirk
Richmond
Mme. A. Chatenay
Melody

Mrs. G. Sharper
Lady Hillington.
Mrs. H. Stevens
H. E. Richardson.

Constance
Mme. Jean Dupuy
Sunburst
Mrs. A. Ward

Messrs. BEES Ltd.
175-181, Mill St.
Liverpool.

in the bud. The following are some of the best:—Blanche Moreau, Crested, Crimson Globe, Old Pink, Reine Blanche, Zenobia.

All Moss Roses require a good rich soil, and with few exceptions, light pruning is advised. They are grown best as short pillar Roses, 6 to 8 feet, according to the variety, or under a wall in a sunny position. It is here that we see them at their best in cottage gardens and in gardens of old country houses.

From Tea-scented Roses we could make out a very lengthy list for sprays and buttonholes, but we will content ourselves with twelve of the best: Anna Olivier, Auguste Comte, Homer, Lady Hillingdon, Luciole, Ma Capucine, Madame Chedane Guinoisseau, Madame Falcot, Madame Jean Duprey, Marie Van Houtte, Rubens, Sunset.

Tea Roses are the best class of Roses for cultivation under glass, and many a nice buttonhole or spray can be secured in the early spring by those who will pot up a few of the best varieties. In the open they love a rich light soil. They are true perpetuals, and bloom late into the autumn when Roses are scarce. If they are grown in exposed positions they require some protection from severe frosts, but they are far hardier than is generally supposed.

From the Noisette Roses I will select two good buttonhole varieties, L'Idéal and William Allen Richardson. I would add to these Marechal Niel, but it is generally found too large and heavy, although nice blooms for ladies' sprays can be had.

Without doubt the most important class for buttonhole Roses is the Hybrid Tea class, for here we find a wonderful range of colours, of shapely buds, of subtle perfume, and of lovely leaves. To select twelve varieties here is to be bold indeed, but I will step in where angels may fear to tread, and boldly select the following:—Betty, Gustave Regis, Helene Guillot, Joseph Hill, Killarney, Liberty, Melody, Mrs. Aaron Ward, Mrs. F. L. Izzard, Pharisaer, Richmond, Sunburst.

Winifred Walker,

F.R.H.S.,

SPECIALIST IN FLOWER
PORTRAITURE.

Exhibitor at the Royal Academy, also Society
of Women Artists. Medallist R.H.S.
Illustrator to the leading Gardening Papers, and
Horticultural firms of Great Britain and America.

A limited number of pupils received at the
Artists London address:—

28, Rivercourt Road, W.6.

'Phone: 475 Hammermith.

GEORGE LILLEY, ROSE SPECIALIST.

Cippenham . . . Slough.

*Winner of 1st & 2nd Prizes at National
Rose Shows, also Medal for displays.
Price List free on application. Two good
new Roses to be distributed Autumn 1922.*

Mrs. E. J. Hudson, H.T.

Color, bright rosy pink, large well pointed flowers. in the
way of Mrs. W. J. Grant, from which it is a Seedling. Free
flowering and strong grower, a good exhibition rose. no doubt
will be found in every box, also fine for cutting with long stems.

Price 7s. 6. (Dwarfs).

Marcia Stanhope, H.T.

Pure white, sweet scented, no doubt the sweetest white
rose ever raised, a Seedling from the well-known Druschki, but
a more compact habit of growth, which makes it better for
bedding, it is a good shaped full flower.

Price 7s. 6d. (Dwarfs).

There is no need here to give special notes on cultivation, but I would remind the reader that although for the most part Hybrid Teas are very hardy, yet a number like the Teas need protection in severe weather. In pruning we find as a class they need less than the Teas or Hybrid Perpetuals.

The Hybrid Perpetuals are most of them on the heavy side for buttonholes and sprays, but nevertheless it is in this class that scent and thick velvety petals are found. The following six varieties are a fair selection, but there are many that are as good, and for shades of red, the old Hybrid Perpetual is hard to beat.

Here are my six best buttonhole H.P. Roses: Fisher Holmes, General Jacqueminot, Glorie Lyonnaise, Hugh Dickson, Prince Camille de Rohan, Sir Rowland Hill, Victor Hugo. Nearly all the Hybrid Perpetuals are very hardy, they respond to liberal treatment, and require more or less severe pruning for fine flowers.

It must be remembered that a good buttonhole Rose should be a fine flower in the making, and such are not found on uncared-for trees.

Good buttonholes and sprays can be obtained from other classes of Roses, such as the China Roses and Austrian briars, but there is, after all, a limit to selection, and doubtless the grower will, even if he includes the whole list I have given, often find something more attractive.

We do not want to wait for a buttonhole, and it is a pleasure to be certain of finding one at any time our trees are in bloom. It is for this reason that we include in our collection of varieties those trees that will never fail us whenever we desire a flower either for ourselves or for our friends.

House Decoration.—To have Roses in the garden is a joy indeed, but we hardly seem to get the full value for our trouble and care until we cut and bring into the house the Roses we love best. Here we give

them a prominent position, and as often as we enter the room they help to decorate, we feast our eyes upon their beauty, and their perfume delights our senses. If you live in a large town where flowers are difficult to obtain, the florist's shop is your principal source of supply, and you have little to worry about beyond the cost, for only the very best flowers go to market, and even then these are sorted out and bought up by florists who know the likes and dislikes of their clients and that which is most calculated to appeal to the public eye. Everything has to be considered by the man in the trade, from the vase of cut blooms to the decoration of a ball-room, and special requirements entail special orders to the grower. I marvel every time I pass a florist's shop at the Roses of to-day; it hardly seems possible that such wonderful blooms can be grown in and out of season.

The length of stem, the cleanness of the foliage, and the perfection of the blooms is astonishing, even to a countryman who is used to viewing nature in all her glory, used to gardens, used to nurseries and to fields.

Of course, it must be remembered that most of the Roses sold by the florist are raised under glass, are fed, cared for and grown to the very height of perfection by experts, in season and out. All things considered, even massed production, it is a marvel to me how cheap Roses are upon our markets to-day; and yet there is room for a greater trade in the Rose world.

Fashion is a fickle jade that seldom knows her own mind, and it is distressing to find that even Rose growers court her to some extent, for they have to grow according to demand.

In house decoration pot plants play a considerable rôle, and fashion decrees the most favoured flower. The Rose, however, is always welcome, and every year its popularity increases as new varieties are placed upon the market that are suited for special purposes. Is it a group of pot Roses for the hall or

a corner of the drawing-room? Well, any Rose is welcome, but for effect and lasting powers the following list is hard to beat for tall flowering varieties:—

American Pillar, Blush Rambler, Dorothy Perkins, Excelsa, Hiawatha, Lady Godiva, Minnehaha, Mrs. F. W. Flight, Scarlet Climber (Paul's), and Tausendschon—these are all good Roses for forcing and for lasting. For dwarf, free flowering decorative varieties: Ellen Poulsen, Jessie, Mrs. W. H. Cutbush, Orleans Rose, are without doubt the best to-day.


Given such varieties the possibilities of an indoor group becomes immense. I have seen Rambling Roses in pots trained as a Windmill, a Light House, a Ship, a Sundial, any of which give a most interesting and pleasing effect far in advance of the early Victorian idea of large baskets and garlands. Still, the gilt basket will live, not only by reason of the pretty idea of a basket of Roses, but because it hides the pots and gives an ever-pleasing effect.

Those who visited the last Antwerp Exhibition will never forget the English exhibit, with its thousands of choice English Roses brought over by our leading nurserymen and arranged in large gold baskets on a miniature lawn. Mr. Anthos, the well-known florist of Bayswater, had the control of the British exhibits, and it could not have been placed in better hands.

The Queen of Flowers indeed held court, and our national emblem successfully challenged all comers and immortalised our horticultural trade and our florists' skill.

Certain varieties, like Ophelia, Killarney, Richmond Ulrich Brunner, Sunburst, Melody, Frau Karl Druschki, Mme. Abel Chatenay and others, if grown well, will not need wire, but most of the Teas, such as Niphetos, Marechal Niel, Catherine Mermet, The Bride and many others require support. It must be remembered that a hot room, with the marked change of temperature every night, will soon cause a Rose to hang its head. If it is wired it cannot do this, and

Perpetual Flowering Carnations.



PLANTS and FLOWERS
always ready.

Large number of Plants grown
specially for outdoor flowering.

Try a collection for your garden.


Export a speciality.

Catalogue free on request.

C. ENGELMANN,
CARNATION GROWER,
Saffron Walden :: Essex.

if they flag, provided the stalks are cut and the blooms taken out and allowed to rest in water floating up to the head, they soon recover. At the best the life of a Rose is but short when cut, and for this reason the would-be buyer hesitates to make a purchase; but the grower knows what is wanted, and only the opening bud or half-developed Rose goes to market, and then of those varieties that last best.

We must leave all funeral designs, emblems of peace and the like out of our chapter, and before closing the same add a few words on the Bouquet, which although carried at functions such as weddings and receptions, yet, as a rule, afterwards occupies a prominent position in water as a decoration to a room. When we think of the early Victorian bouquet, made in close cauliflower shape, surrounded with its white paper frill, we sigh for poor Roses wedged in with other flowers, throttled and decked out like a ham bone. But it was the spirit of the age, for even ladies tight-laced, wore crinolines, frills and sun bonnets. The style of clothing reflected itself in the bouquet; indeed, a pretty face in a sun bonnet will for ever remind me of the Victorian bouquet and its contemporary buttonhole. The age gradually became less prim, Queen Rosa smiled from the shower bouquet, with its trails of smilax and fern: the blooms were arranged in looser fashion, and bud and full-blown flower took their place midst portions of natural foliage. Then came the American innovation of ribbon, and the bouquet was done up with trails of very narrow ribbons with flowers fastened on to the same. This style was of short duration, and it soon gave way to the sheaf which is popular to-day. The sheaf of Roses consists of long-stemmed flowers tied in a natural bunch with ribbons to match. The florist sighs, but the Rose grower rejoices; for his glorious productions are displayed to their best advantage, and as far as we can judge it will be many years before there will be any great change.




A 'B.P.' House that is suitable for the growing of Roses, &c.

Rose Culture under Glass

THE needs of the enthusiastic cultivator of Roses are served best by the century-old firm of BOULTON & PAUL, LTD., Norwich. They are renowned for their perfection of detail in all buildings necessary to successful Horticulture, and also specialise in the manufacture of requisites to suit the requirements of outdoor gardening.

WRITE
for our
LISTS



A typical example of one of B. & P. Specialities — for training roses —



Boulton & Paul *Ltd.*
NORWICH

LONDON OFFICE: 135-137 QUEEN VICTORIA STREET, E.C.



Photograph by Reginald A. Malby, F.R.P.S.

MRS. CURDOCK SAWDAY. (H.T.)

E. J. HICKS, 1920.



Photograph by Reginald A. Malby, F.R.P.S.

UNA WALLACE. (H.T.)
S. MCGREY & SON, 1920.

CHAPTER XIII.

ROSES UNDER GLASS.

“O lovely Rose! to thee I sing!

Thou sweetest, fairest child of spring!”

—Anacreon.

To the ardent Rosarian the winter months go all too slow; the last Rose of summer has scarcely passed away when he busies himself with the making of preparations for the production of Roses under glass.

Roses in winter! Why not? Aye, and plenty of them! Go to London, the hub of the world, and listen to the flower sellers offering their gems to a bustling crowd, midst frost and snow—“Rosees! Rosees! Tuppence a piece Rosees! There you are, loidy, a penny!” Pass by the florists’ shops, and they are full of flowers, and of Roses, blooms in variety. Where do they all come from? “Covent Garden, Sir!” I know, but what nursery? Well, good reader, to tell the truth, there is hardly a British Rose nursery to-day that does not force Roses for the winter flower market. But Roses from France compete largely with the production of our own growers, and these, owing to climatic conditions, come first in quantity upon the market. It is truly wonderful this control of the seasons, but it is as old as any art practised by the gardener; and although science has improved and has given us greenhouses and up-to-date heating appliances, yet Roses were raised in Rome in the winter months as far back as the reign of the Emperor Domitian.

The flower girls of Rome, famous in history for their beauty, could be heard calling to the passer-by in exactly the same way as ours do to-day; and, good reader, Roses were not dear! Martial, the epigram-


EVERYTHING FOR THE GARDEN & GREENHOUSE.



GREENHOUSES from £7 17 6.
Carriage paid England & Wales.



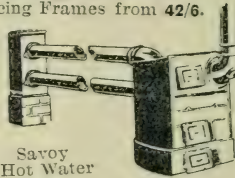
Forcing Frames from 42/6.



Rustic Arches
from 15/-.



Pruning Shears from 2/11 each.




Savoy
Hot Water
Apparatus
from £9 7 6.



Garden Lights
from 14/- each.



Tool Shed
Price £5 10 0.



The Canteen Hut
Prices from £4 17 6.



Hygienic Oil
Heaters
Prices from 32/6.



Garden Barrows
from 52/6.




Steel Forks from 6/-.



Bungalows from £45.
Carriage paid England & Wales.



The "Savoy"
Lawn Mower
from £2 2 6.



The "Savoy"
Garden Hose
1 ply - 2 ply 3 ply
1/2 in. 27/6 33/9 42/6
5/8 ,, 32/6 40/- 48/6
3/4 ,, 42/6 47/6 57/6



Garden Rollers
from £3 12 6.




Garden Syringes from 4/- each.



Slow Combustion
Heating Stoves
from 42/6, Carr.
Paid England
and Wales.



Garden Rake-Heads
from 9d. each.



The "Savoy" Shears 6/11 per pair.


Send for Catalogue Post Free,
or the whole series comprising our other numerous
Departments, carriage paid 1/- . Our Motor Lorries deliver
free within the London radius.

**T. BATH & CO., LTD., (Savoy Stores) Savoy St., Strand,
London, W.C. 2**

matic poet of those early days, ridicules the Egyptians for sending them Roses in winter when they had plenty themselves. But how did they get them? for glass was not made for such purposes as greenhouses, and yet Roses in winter were common in Rome. Pliny, who wrote at the end of the 1st century, tells us that the Roman gardeners had a way of obtaining Roses before their season by watering the trees with warm water as soon as the buds were visible. This we might question; but Pliny, no doubt, was correct in telling us that hot water was used, although I venture to surmise it was in pipes for heating. The Roman was a past-master in the building and the heating of buildings, and it is only to be expected that he would discover methods for the early production of flowers. This he certainly did, and on a large scale, and his methods, if primitive, were all sufficient for the grower who could make the Roses of Pæstum and Rome famous. Virgil, in the Georgics, speaks of "Pæstum Roses with their double spring," and as no trace of autumn flowering Roses can be found, it is far more likely that, as Pliny hints, artificial methods of production were resorted to and that Roses were forced by heat in sheltered positions,

I hardly think that the Romans possessed some peculiar variety that is lost, although it is, of course, possible. The inference of early writers is, that Roses generally were forced in winter, and no particular kind is alluded to.

The great art of forcing Roses lies in the changing of the seasons for the trees concerned, without in any way damaging the tree; to turn its winter into spring and its spring into summer, to make summer its autumn, and autumn its winter; to do this we start forcing at the end of December. Work your trees as you will, still they must have their period of rest, and provided you can arrange artificial conditions, there is no limit to what you can do in the way of securing flowers all the year round.



452

437

For Greenhouse and Garden

HORTICULTURAL THERMOMETERS

with white enamelled steel scales that are indestructible, legible and washable. The divisions and figures are made absolutely permanent by a special process.

- No. 452. Horticultural Six's Thermometer, showing Highest, Lowest and Present Temperature; with Magnet - 12/6
- No. 437. Horticultural Minimum Thermometer, indicating Lowest during the night; also Present Temperature 6/6

*Write for Price List "R.C.I."
Have you seen our Frost Predictor?*

NEGRETTI & ZAMBRA
 38, HOLBORN VIADUCT, E.C.1
 BRANCHES: 5 LEADENHALL ST., E.C.3
 AND 122 REGENT STREET, W.1
 • LONDON •

Established 1850.

Whether it be a specially built Rose house or a pit frame, Roses can be grown to flower from February to June, and provided ordinary care is taken, the smallest grower can be as successful as the grower with a large house to attend to. First, let us consider the Rose house, its construction and its heating; then let us deal with the cultivation under glass of the Queen of Flowers herself.

When we consider that beautiful Roses can be obtained in winter through the use of a pit frame, or the smallest, if carefully heated, greenhouse, we feel that it is well worth while experimenting with a few trees and we pot up a dozen or two dozen for the purpose, knowing that even if they fail we have an asset in trees that can be planted out later in our gardens. Make a start, good reader, grow a few trees and then if you are a true lover of the queen of flowers you will grow your fifties or your hundreds. Glass houses to-day are so cheap that no garden should be without one, and a good gardener will nearly always make it a paying proposition.

A good Rose-house is a good house for most flowers and fruit, and its construction is quite ordinary. Much depends upon the site that you have to allot. For light and ventilation, a house should stand on its own, but for the conserving of heat and general utility a three-quarter span against your garden wall is hard to beat. It is far better than the lean-to, for its gives the additional light through the back roof. Messrs. Boulton and Paul, Ltd., of Norwich, have for a hundred years made a study of glass houses for every site imaginable, and a letter will always secure an answer, giving advice and cost of house to meet a client's requirements. In the case of a garden wall to be used, the height and condition should be given; also the width of land available, for invariably a path that cannot easily be moved runs parallel to the wall. A good width for a three-quarter span is either 10, 12, or 16 feet; the back wall should be about 7 feet high

for a house 12 feet wide, and about 9 feet high for a house 16 feet wide. A house of this kind should face south. I have seen some splendid Rose-houses erected by Messrs. Messenger and Co., Ltd., of Loughborough, at very reasonable cost, both for the trade and also private houses. I like their methods of construction, both for their span-roof houses and also their three-quarter-span houses.

Remember, good reader, it pays to go to a good firm when erecting a glass house; it is not a garden frame, it is constructed to last for many years, and, as the heart is to the human frame, so will a well-managed glass house be to the garden. It is a valuable and profitable asset, and has been the means of many a livelihood and the start of many a fortune made from flowers and fruit, both at home and abroad.

When considering a greenhouse, look on it as an investment, and not from the point of view of spending money. Houses can be had from almost any price. T. B. Bath and Co., of Savoy Street, Strand, London, have quite a selection of useful little houses for small growers. Of course, it all depends upon what you are prepared to spend, but the Rose is not exacting, and unless you are going out in a large way for the market, your outlay is likely to be very small.

A cold house may suffice your needs, but this will not secure you Roses all the year round, or be of much service to you in the winter. The economic heating of a house used to be a real problem, and a continual source of worry to the grower; but to-day everything has been made so easy.

As I write this chapter I have before me a pile of catalogues from the trade, and I select those of Chas. P. Kinnell and Co., Ltd., and the Twelve-Hours' Stove Syndicate, Ltd. In both of these catalogues are boilers suited for houses of any size; boilers that can be relied upon to burn for 12 or even 20 hours without attention; boilers ranging in price from £2 12s. 6d. to £70.

Take those giants in the trade, Chas. P. Kinnell and Co., Ltd. This firm send out a greenhouse boiler called The Silver Medal "Horse Shoe" Boiler, which burns for 20 hours without attention. They have sold 38,000 to date—a proof of its value and efficiency. Or take that wonderful boiler for glass houses sent out by the Twelve-Hours' Stove Syndicate, Ltd., from which the firm takes its name. You cannot want a better, unless it be for the growing of Roses on a large scale, when both these firms can supply all you require, according to the size of your house.


I do not intend to write at length on house or boiler construction, for the firms mentioned will supply all the details a grower requires; but before considering the culture of the Rose under glass, I wish to impress the Rosarian with the facts that half the causes of failure arise out of faulty houses or bad heating. Given the best, you will have little trouble and great pleasure; given the worst, Rose-growing under glass is a source of anxiety, for the bad ventilation of an ill-constructed house, together with sudden falls and rises in temperature, is the cause of mildew, and checked growth is the sure precursor of aphid and other pests.

It has been often said "bad workmen complain of their tools," but this saying does not hold good in horticulture, for a bad tool is useless; indeed, it is today a waste of time and a most expensive luxury.

Given a good house, no matter how small, or a good pit-frame, let us start with the forcing of Roses under glass by considering the cultivation of Roses in pots.

Here I lay down the law to all Rose growers that, if they desire to possess a Rose garden complete in every respect, they *must* pot up a few trees, be it only to grow the same potted up in the open, for the replacing of failures of trees planted out in the open. A loss can so easily be replaced late in the year from pot trees, and also there is very little trouble incurred

12 HOURS BOILERS



have an established reputation as the most effective for Greenhouse Hot-water Installations. They ensure even temperature, combined with long-burning (not less than 12 hours without attention), and economy of fuel.

Estimates prepared free on receipt of particulars. If desired, our representative can call and personally discuss customer's requirements.

Catalogue & Brochure entitled "The Problem of Heating the Greenhouse" post free from—

12-HOURS STOVE SYNDICATE, Ltd.

(Heating Engineers),

Yauxhall Bridge Road, Westminster, S.W. 1.

in the putting up and watering of the trees standing in a stated spot until they are required.

The autumnal Roses are undoubtedly the best for growing under glass, and it is quite an easy matter to arrange the bringing up of trees into the greenhouse or pit-frame so to have Roses all the year round.

Having decided to grow a few Roses under glass, do not wait until the trees arrive to get in your soil, but start some months ahead. The reason is this, that your materials, which will consist of a good loam, leaf-mould, old stable manure, sand, and burnt ash from the garden bonfire, should be thrown together, exposed to the sun and air, and be turned often, so that the compost may get well mixed and in a good condition. The right proportions are one barrowful of turf loam, half a barrow of leaf-mould, one-sixth of a barrow of burnt ash, half a barrow of old and well-rotted stable manure, and about a sixth of a barrow of sand.

Many gardeners pass the whole lot through a sieve, but it is not necessary unless the sieve is a very coarse one, for the soil can be well chopped up and picked over to remove sticks and stones. Roses thrive better in a coarse soil than in a fine.

In the case of certain varieties, such as the H.P.s, the compost will have to be varied a little by a slight increase of loam, while some of the Teas or the more delicate-rooted kinds will require a lighter soil; but for all-round purposes the mixture I have given will be found to answer the purpose. When potting up your trees early in the autumn, you will find that many have long roots that will not go well into the pots. These may be shortened. Never cram roots into a pot; a cut-back root will soon throw out good fibrous roots from the part cut. See that every pot has good drainage; one crock is not enough. Well pack and press the soil round the roots. In selecting your pot, remember you never should fill up with soil too close to the rim of the pot, for you have to feed your trees,

and often add a little soil. In potting, keep your tree well up, for the roots will ever strike down, and this gives a greater depth of soil. When potted up, the trees should be stood in ashes or plunged in the soil out of doors in an airy situation under a north wall or some corner sheltered from too much sun or cutting winds. It is wisest to place a piece of slate under each pot, and well dust down with soot and lime, to keep worms from getting into the pot; also, it helps to prevent the roots of the plants from growing through the hole in the pot. In dry weather a little watering will be necessary, but as they are exposed to the elements they should get their share of rain and dew. When it is desired to bring them into the Rose-house or the pit-frame, they will be taken up, and the outside of the pots will be washed. The first year the grower must content himself with very few flowers if he does not want to spoil his trees.

Having brought your trees into a cool house, which will be the first or second week in November, they will remain here until they are pruned in January for forcing. They must not be allowed to dry out, but should be watered regularly; the ring of the pots when tapped with a small stick will let you know if they are dry.

It is wisest to prune rather hard the first year, and not to grow too many shoots upon a plant. Now comes the all-important point—the heat of the house. This should be raised gradually, starting with 50 to 55 degrees by day and 40 degrees by night. You will, when the trees have well started into growth, raise it to 75 degrees by day and 50 degrees by night. Days will vary very much as the spring advances, and the temperature of a house will often advance 8 to 10 degrees, in which case, if the weather is mild, the ventilation will have to be watched; if cold, cutting winds prevail, a little shading should be improvised.

It is absolutely essential to have a good thermometer, and I advise one of Negretti and Zambra's

Six's Thermometer, which registers the rise or fall in temperature. This is one of the many thermometers made for horticultural purposes, and for the greenhouse it is unequalled. Remember, everything will depend upon your thermometer, so get a good make; they are not dear, and they should last a lifetime.

With the consideration of temperature we must also consider the equally important problem of correct moisture in the atmosphere of a house. To keep a house too dry is to court insect pests, such as red spider, thrips, and aphid, while if too moist there is the great danger of mildew. I think that two syringings a day—that is, in the morning and afternoon—is sufficient in addition to the watering of the trees. Ventilation is of supreme importance, for careless ventilation, to my mind, is the principal cause of mildew. Plants get checked in growth very easily, and this is bad for them when they are growing strong.

Do not open your house in frost or fog, and avoid as far as possible cold, cutting winds. When the days are mild give plenty of air, but at all times watch the thermometer. In the watering and syringing of all trees see that the water is of the same temperature as the house; this is one of the secrets of the successful culture of the Rose under glass. In feeding the trees, I would advise the use of artificial manure as described in the chapter dealing with the subject; but this should not be applied until the trees are making strong growth and are showing bud; even then I should not advise too strong a liquid. Regular watering and feeding is most necessary. Do not let the soil get sodden, else when your flower-buds are forming they will damp off.

If mildew does appear, dust over the foliage with flowers of sulphur through a fine muslin bag, or spray with Abol, or Cooper and Nephews' V2K. For all insect pests under glass use Darlington's "Auto-shreds"; this fumigant is the finest and safest fumi-

'Auto-Shreds' Mean Death

TO LEAF MINING MAGGOT, WHITE FLY
AND ALL PESTS INFESTING PLANTS UNDER
GLASS.

THE KING OF FUMIGANTS.

CHEAPEST, MOST RELIABLE, AND SAFE TO USE.

Used by the Principal Growers in the Trade.

Beware of
Imitations and Refuse
all Substitutes.

Sold only in Boxes
by
Seedsmen, &c.

Once used
Always used.



Supersedes Vapourizers
and all other prepara-
tions on the Market.

No Fumigators,
Lamps, &c., required.

This Fumigant has led
the Market since its
introduction.

Others now Imitating.

No. 1 Box	10,000	Cubic Ft.	6'0	ea. for	TENDER FOLIAGED PLANTS
No. 2 Box	10,000	"	4/6	"	ORDINARY
No. 3 Box	1,000	"	1'0	"	TENDER AND ORDINARY FOLIAGED PLANTS
No. 4 Box	2,500	"	1'9	"	TENDER AND ORDINARY FOLIAGED PLANTS

If unobtainable please get into direct communication with—

W. DARLINGTON & SONS,
Limited.

HACKNEY,

LONDON, E. 8.

gant in existence to-day, and it is used by most of our large growers. I have proved it so often that I do not care to consider the use of any other fumigant in glass houses, and the house is indeed in a bad way when "Auto-shreds" will not free it of insect pests. As your Roses open avoid spraying the blooms, but spray the floor, pots, and bench to keep a humid atmosphere.

As soon as the blooms are cut or are over remove the trees at once to a cold frame or house to harden off until they can all be safely stood out in the open once more. Summer-flowering Roses, after forcing and hardening off, will give another crop of bloom about May. You *must* harden off as soon as the forced blooms are over, else, if you allow your trees to start further growth, you will spoil your flowers for next year. Having secured your early Roses, do not forget your trees. These should, after hardening off, be placed back in their old position under a north wall to ripen their wood and recoup for their next season under glass. Top-dress each pot with well-rotted manure, and water regularly. About the first week in October they should all be repotted. Clean all pots, re-crock, and add fresh compost, but do not disturb the soil round the main ball of roots; only rub off the surface soil which may have got soured. Pot up firmly as before and water down; place the pots in their old position, where they can remain until the end of December; protect against frost, by which time they can be brought into the house, pruned, and forced on as before.

Climbers under glass require severe pruning, and after flowering plenty of air, hardening them off as best we can under difficulties. They require careful spraying and manuring, and every effort must be made to give them their period of rest before letting them start fresh growth and bloom.

The growing of Roses planted on benches should here be considered. Benches should be constructed

A
SUN-DIAL


Is a characteristic
feature that adds
immense charm to
a Garden.

“Antique” Pattern in Port-
land Stone and 8 in. Brass
Dial - £10 . 10 . 0. Base
extra.

Vertical Dials for Walls,
in Metal, Marble, and Slate.

Working Drawings sup-
plied to Architects,
Sculptors, &c. Estimates
upon application.

Booklet on the Sun-Dial, &c.,
post free.



F. BARKER & SON,
SUN-DIAL HOUSE, 12, Clerkenwell Road London.

WE ARE MAKERS OF

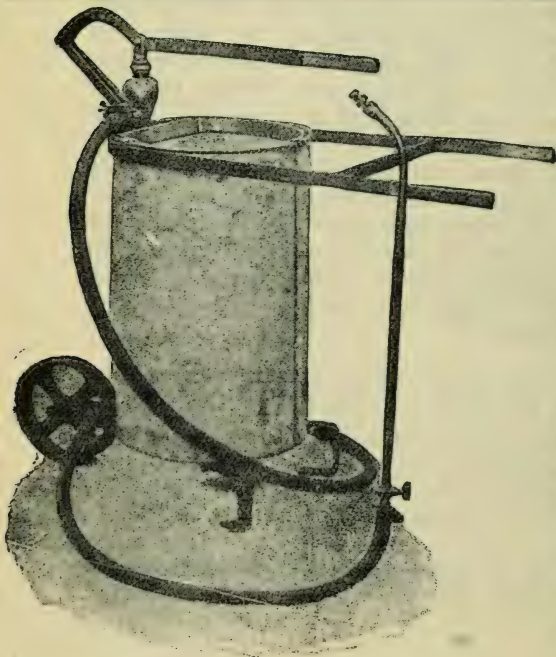
**Spraying &
Lime Washing
Machines.**

ALWAYS IN STOCK
IMMEDIATE DELIVERY

Models from 4 gallons to
50 gallons capacity.

Write for full particulars
and Catalogue to the
Manufacturers—


**The Haven
Engineering Co.
Goudhurst,
KENT.**



on the narrow side, and should not exceed five feet in width, but four feet is the best, especially where many trees have been attended to. The sides of the bench will be six inches deep, and when filled with soil, the top of the soil should come level with the bottom of the glass in the sides of the house that extend below the roof right round the house.

A four-foot-wide bench will take four rows of trees planted sixteen inches apart, and they may be grown for several years on such a bench without being disturbed.

Before planting the trees the benches should have a good coating of limewash, and the soil should be brought into the house in a fairly dry condition. Plant your trees in line, and pound down carefully the soil round the trees with a piece of wood, leaving a slight hollow or hole near the stem for watering the trees without wetting all the soil in the bed. When all the trees are planted give a good soaking to settle the soil all round, and then do not water again until the soil is on the dry side, but syringe freely several times a day, and damp down the floor to maintain a humid atmosphere. Avoid the over-watering of the soil on the benches, else it may get sour, and every now and again rake very carefully over the surface to aerate the soil and conserve the moisture. As the plants grow increase the supply of water, and watch very carefully the ventilation of the house. See that your benches have good drainage, so that if you do give all your trees a good soaking the water will run off freely. The same laws hold good for the growing of all Roses under glass, but possibly those actually planted in large beds in the house have greater advantages for doing well. If only gardeners would nail up over the door of every greenhouse the three words, Temperature, Ventilation, Water, and attend to the demands of each, they would never have any cause to worry.




The **CULTIVATION** of **ROSES** under **GLASS**, whether for pleasure or profit, is a pursuit which demands ideal conditions in order to achieve the success which alone can bring complete satisfaction.

MESSENGER & CO., have for upwards of sixty years made a special study of the requirements necessary to secure all that is best in the erection and equipment of **GLASSHOUSES** for all purposes, and therefore can offer distinct advantages in Construction, Ventilation and Heating.

MESSENGER & Co., Limited,
Horticultural Builders & Heating Engineers.
LOUGHBOROUGH - - Leicestershire.

London Office : 122 Victoria Street, Westminster, S.W. 1.
Telegrams : **HEATING**, Loughborough
NONPLUSSED, Sowest, London.
Telephone : 691 & 692 Loughborough. 1209 Victoria, London.



Victor-Kyde

Photograph by Reginald A. Malby. F.R.P.S.

BETTY UPRICHARD. (H.T.)

ALEX. DICKSON & SONS, LTD., 1921.



Photograph by Reginald A. Malby, F.R.P.S.

QUEEN OF THE BELGIANS.

E. J. HICKS, 1916.

CHAPTER XIV.

VARIETIES AND HABITS.

“ I love wel sweetie Roses rede.”

—Chaucer.

The great majority of my readers would skip this chapter of my book if I entered too fully into the botanical history of the Rose or discussed at length all the species of the genus ROSA. In the “*Rosarum Monographia*” no less than seventy-eight species are described, besides others that are doubtful. Botanists, however, do not stop here; some have produced a far greater list, and even to-day are adding trouble for the student. As a boy I used to rejoice in the fact that certain books of Euclid had been lost, and had even the courage to confide my opinions to the mathematical master, who, needless to say, did not agree. “Every cobbler to his last,” as the saying is; he was a mathematician, I was not; neither did I joy in the books that Euclid had left behind to harrass school-boys. It is much the same with the Rose. The average grower does not care a brass button how many species are recorded, and, since botanists cannot agree, what does it matter? M. Boitard, a French author, has maintained that there are only three species: 1, *R. simplicifolia*; 2, *R. lutea*; 3, *R. mutabilis*. He divides these into races and varieties, and brings most of the cultivated varieties under the third species (*R. mutabilis*). I would like to go further, and say, with the book of Genesis, “In the beginning,” etc., and thus bring “species” down to the one or two common parents.

It is the law of nature that alterations and variations shall take place, and to the end of the world the

operation of this law will go on producing in the Rose world new creations that in course of time will vary to such an extent that even scientists will only live in an atmosphere of surmise. The grower, professional or amateur, only concerns himself about clearly defined groups of Roses, by reason of the special methods of culture that have to be meted out to each group or class, and as long as he can get the best out of each from careful proscribed treatment, what does it matter how narrow is made the dividing line between species, groups, or varieties? You are certain, by hybridisation, to produce new varieties with peculiar habits, and these will be so marked that their likes and dislikes in respect to general culture will have to be studied if good results are to be obtained. What is the result? A new group will be formed, and, like the "Pernetiana Roses," will grow and soon give birth to something else more distinct.

Good reader, this book is for practical purposes, and you should only look to find in it hints for culture and advice, for selections, planting schemes, and all those particulars that are calculated to assist in the general advancement of the Queen of Flowers. Let me, then, follow the most accepted lines, and divide the Roses of to-day into two classes: Class 1. Summer Roses, blooming in May, June, and July. Class 2. Autumn Roses, blooming from May to November, or until frost shall end their season. These two classes we will divide up into groups, and with each group I will give you a little history and some of the general methods to be adopted to ensure good culture, and thus assist the dictionary of Roses to be found at the end of the book. A close study of all the trade catalogues has been my guide, and, in conjunction with these, Mr. Paul's wonderful book on Roses has been of the greatest help in matters of reference.

SUMMER ROSES.

Under this class come the earliest of all cultivated Roses; Roses of ancient Rome, mediæval England

and far-off lands, where history and mystery have lingered round the scrolls of ancients and the scent of the *pot-pourri* jar. Exclusively cultivated up to the beginning of the 19th century, varieties of these Roses have gradually dwindled until only the fittest have survived to contest with the more favoured gems of the autumn Class.

Provence Roses (*Rosa centifolia*).

This Rose, better known to the public as the old "Cabbage" Rose, by reason of its full-folded petals shaped like an early cabbage, is a native of Asia Minor, and in all probability one of the most ancient of cultivated Roses known. The flowers are globular, very full, and sweetly perfumed; the leaves are light green, with red borders.

A sub-variety of the Provence is the Miniature Provence, not to be confused with the Lawrencianæ, or Fairy Roses. The Provence Roses are quite hardy, and will stand the severest frosts. They require moderate pruning and generous cultivation.

Moss Roses (*R. Centifolia*).

The Moss Rose is in reality a sub-variety of the Provence, of which the original Moss Rose is supposed to have been a sport. The Moss Rose was first introduced into England from Holland in 1596, and was very highly prized in this country. It has all the characteristics of the Provence Rose, with the addition of the Moss on its sepals and stems.

It is slightly perfumed, and some varieties more so than others.

At one time, about 1855, there were several hundred varieties in existence, and it was a most popular group, but in spite of every effort of the hybridist, few varieties were much of an improvement on the common or old Moss Rose raised about 1596. There is a group of Perpetual Moss Roses (*Rosa Muscosa bifera*) that flower in the autumn; these varieties are a most valuable addition to the garden and are treated of in Class II. Moss Roses in miniature have been sent

out such as Little Gem, raised by Wm. Paul and Son, 1880, but fashion has changed, and for a time, at any rate, the Moss Rose takes a small though honoured place in the gardens of our country. This group is perfectly hardy, and although the pruning varies slightly according to the variety, yet it may be treated as the Provence Rose, and generally speaking, cut back moderately. It requires generous treatment, and should not, as it often is, be relegated to any ordinary corner of the garden. It can be grown in bush form or as a pillar Rose.

The Double Yellow Rose (R. Sulphurea).

Much has been written about this Rose by reason of the rarity in early days of all-yellow Roses, but it is not of value, and can be dismissed in a few lines. It is a native of Persia, and was first introduced into this country from Constantinople.

John Parkinson wrote at length upon it in the seventeenth century, and later writers have given it much comment, but it has long been outclassed.

It opens badly, and requires a south or west wall. It should be lightly pruned and generously manured.

The Damask Rose (R. Damascena).

This group is undoubtedly one of the oldest, and its date of introduction into this country is uncertain. The date 1573 has been generally accepted by most authorities, but Johnson, in "The History of Gardening," says: "The learned Linacre, who died in 1524, first introduced the Damask Rose from Italy." It has been thought that it is of this Rose that Virgil writes of in his Georgics and elsewhere. Modern Rose-growers have produced through it, first the Damask Perpetual, and then the Hybrid Perpetual, which are now so popular. The Damask Roses are very hardy, free flowering, and the blooms are of fair size. The old York and Lancaster, which is a pale Rose, or white, and sometimes striped, comes under this group. They are all very hardy, and require moderate pruning and good cultivation. They are

best grown as standards, and while they do not make very compact heads, yet the growth is graceful.

The French Rose (R. Gallica).

The French Rose, is termed gallica from its being a native of France, although it is found growing abundantly in Italy, Switzerland and Austria.

It was for a long time a very popular group in France, and numerous varieties were raised that were conspicuous for their striped or spotted petals, which with the brilliancy of the stamens and the peculiar fragrance of the bloom, mark this group as being most distinct.

From this group is descended the Hybrid Chinese, but there is little fear of confusing the two groups, as the differences are very marked. They are very hardy, and require to be thinned out well if fine flowers are sought. In pruning, shorten the shoots to five or six eyes on well ripened wood. Keep the surface of the ground well forked and well manured.

The Hybrid China Roses (R. Gallica).

This group has originated from the French and the Provence Roses crossed with the Chinese, and owing to their retaining more of the French Rose characteristics they are classed under Rosa Gallica. They are all strong growers, and most of them make good pillar Roses. Blairii No. 2 is a good example.

The principal feature is that they bloom only in June and July, whereas the Chinese bloom constantly from June to November.

Careful pruning is necessary. Thin out all old and weak growth, shortening strong shoots according to the variety and its use.

For the general pruning of varieties six to twelve eyes is advised, although some will require closer pruning, but most need only be cut back to about 2 or 3 feet. These Roses are very hardy, and will do well in poor soil, and often succeed in situations where other kinds will fail.

The Hybrid Bourbons (R. Gallica).

These Roses are hybrids from the French or Provence Roses with the Bourbon race. They are more robust in growth than the Hybrid Chinese, and possess a fine broad foliage. They bloom freely, and their large handsome flowers are equally fine when forced under glass as when grown in season in the open.

Charles Lawson is a good type, a fine pot Rose, and equally useful as a standard or pillar Rose. Prune and treat in a similar manner as recommended for the Hybrid Chinese.

The White Rose (R. Alba).

The Alba Rose, introduced in 1597, ranges over the middle of Europe; this group differs from all others and is quite distinct. It is an old-fashioned class of Rose, and is generally found to-day in old cottage gardens. The majority of these Roses are not pure white, but possess a pink flush towards the centre.

The blooms open rather flat, but are most attractive, and are produced in great abundance. The trees require moderate pruning, and are good as either Standards or Dwarfs. It is a very hardy group, and although it responds to liberal treatment, yet it will do well on poor soil.

The Austrian Briar (R. Lutea).

The varieties of this group come from Armenia, Persia, and the Himalaya mountains, also Southern Europe. The blooms are nearly single, and with the exception of Austrian Copper, which is a glorious shade of coppery red, they are yellow. They all like a dry, light soil, and do best on their own roots, the methods of propagation being to take off suckers at the fall and transplant them into fresh ground. Beyond the cutting out of dead wood, do not prune, as flowers are born from buds quite close to the tips of the shoots. Persian yellow is a very good type of this group. They are all very hardy, but dislike the smoke of large cities and do best in pure air and genial surroundings.

The Scotch Rose (R. Spinosissima).

This most thorny of all Roses is found growing wild in many parts of Britain, especially in Scotland, from whence most of our finest varieties have come.

They are easily propagated from seed, and soon make sturdy little trees; but the usual method is to propagate by means of suckers, which are liberally thrown out, and if taken off in the autumn soon grow into large bushes.

There are a great number of varieties ranging in colour, from white to pink, and including a good yellow. They make splendid miniature hedges for a Rose garden, and if the bloom lasts but a short time, yet it is very sweetly scented and exists in great profusion.

The Sweet Briar (R. Rubiginosa).

Who does not know the sweet Briar, growing, as it does, wild in many parts of our country?

Eglantine, as it was called in the early days, was cultivated as a good Rose for garden hedges, where, after a spring or summer shower, it scents the whole place. Lord Penzance has raised many valuable varieties, and there now exists a good range of colours, but the foliage is, and always will be, its greatest charm. It requires little pruning, only to shape the hedge or remove dead wood. It responds to liberal treatment, but will also do well in poor ground.

The Ayrshire Rose (R. Arvensis).

Found throughout Europe, this Rose is a native of our own land; it is extremely hardy and will grow anywhere. Indeed, it forms one of the most valuable groups we possess. Adapted for trailing over unsightly fences and old tree trunks, its long, slender rods push themselves rapidly to the top and hang in graceful fashion, supporting its countless blooms to the delight of all.

They form good weeping Roses on tall stems, and flower from June to July. They need no pruning or training, and do best if allowed to ramble at will, growing where other Roses would not exist and thriving in the poorest of soil. Good types of this group are the Dundee Rambler, Ruga and Splendens. Foreign growers seldom list these Roses, but our own nurseries generally stock a good list of varieties.

The Evergreen Rose (R. Sempervirens).

This group is suited for the same purpose as the Ayrshire, and is even more valuable by reason of its varieties retaining their foliage almost throughout the winter. It is supposed to have been introduced into this country in 1629 from the Continent. It is found throughout the middle of Europe growing in profusion, and being very hardy is easily propagated and maintained.

Most of the varieties make superb Pillar, Climbing or Weeping Roses, and need no pruning beyond the tipping of shoots. Alba Plena, Felicite Perpetue and Rampante are good types, and no Rose garden should be without one or the other, if only for the sake of the foliage when all else is bare.

The Boursault Rose (R. Alpina).

The name of this group was given out of compliment to M. Boursault, a French grower, and it was so named after the introduction of the first double Alpine Rose.

The Boursault Roses are very distinct, and form—like the Ayrshire—a most valuable group. The shoots are long, very flexible, and almost free from thorns. The flowers are produced in clusters and are most conspicuous.

Coming, as they do, from the Alps of Austria and Switzerland, as might be expected, they are extremely hardy, and will face almost any situation or soil. In pruning, the trees should be well thinned out of all weakly wood, and the shoots that are left for flowering should be only shortened a little. Poor soil will

not hinder this Rose from doing well, but, like all Roses, the best results will be obtained on good cultivation.

The Banksian Rose (R. Banksiae).

Named after Lady Banks: the white variety of this Rose was introduced into this country from China in 1807, and in about 1817 the yellow variety arrived to beautify our homes. Flowering from April until the second week in May, it is one of the first Roses to greet us growing in the open. Of most rampant growth, this Rose, not unlike a double-flowering cherry, delights in a southern aspect and a high wall space, which it will soon cover. The beautiful yellow variety is almost scentless, but the white, with its large flowers, has an odour not unlike that of Violets.

Unfortunately, the Rose is rather delicate, and dislikes an exposed position, but where it is suited to its surroundings it is surprising what growth it will make in a short period of time. Summer is the correct season in which to prune this Rose, and as soon after it has flowered as possible. The plants should be well thinned and all shoots that are left should be tipped and tied in. The Banksian Rose delights in a deep, rich soil, and a good mulching after a storm of rain, when the wood is growing, will greatly help.

You can hardly ask too much of the Yellow or White Banksian Rose if given good soil and a southern aspect, for it will cover the tallest wall and live to a great age.

The Polyantha Rose (R. Multiflora).

This group, the varieties of which are by no means all hardy, hails from Japan and China, and varieties introduced have given birth to others of great value.

Introduced into this country in 1804, it soon became popular. Easily grown in dwarf or climbing varieties, it is found in most trade catalogues. One variety, De La Grifferaie, is used largely as a stock on which to bud Tea-scented Roses, and a very excel-

lent foster parent it makes. A new break was made in this class by the issue of Crimson Rambler (Turner, 1893); this, again, gave birth to a fine seedling, Blush Rambler (B. R. Cant and Sons, 1903). Beyond the thinning out of dead wood and the usual treatment, little attention is required. These Roses are, however, gross feeders, and will benefit from a frequent mulching.

Wichuraiana Roses (R. *Wichuraiana*).

In 1860 Dr. Wichura, a famous botanist, discovered in Japan this species, and introduced it into Europe about 1873. Crossed with Tea, Noisette, Polyantha and other Roses, R. *Wichuraiana* has given to us a group of Roses that to-day is one of the most popular in the Rose world. Dorothy Perkins, with its sport, White Dorothy Perkins, Minnehaha, Lady Godiva, Gardenia, Excelsa and many others are to be found in the majority of gardens. For the most part late summer flowering, we can hardly do without their presence, and their exquisite beauty and range of colour are too well known for me to dilate upon them here.

Grown on their own roots they soon make fine trees which require but little pruning beyond the removal of dead and weakly wood. However, as the trees grow too thick, young rods should be tied in and the old removed. All this class benefit by liberal cultivation, but at the same time they will do well on poor soil.

AUTUMN ROSES.

Under this class is made up species that flower several times from May to October. It especially comprises varieties introduced from Eastern Asia and a number of hybrids created since their introduction. The popularity of the various autumn flowering groups has quite eclipsed that of the older and summer flowering kinds, so that in the dictionary of Roses at the end of the book will be found varieties that for the most part come under Class 11. To a certain

extent Class I., summer flowering Roses, and Class II., autumn flowering Roses, overlap, but for general purposes these two classes divide up the ranks of the Queen of Flowers, and help to set before the grower a classification of species which without such divisions would be hard to set in order or group for review. I do not intend to divide up the groups more than is necessary, and therefore must crave the indulgence of the super-critical if I omit some, or combine small groups with others that will admit of the combination.

After all, as already explained, this book deals with Roses in commerce, and then with the practical side of Rose growing; so that sub-divisions are of small importance, and not to be looked for in this work.

Hybrid Perpetual Roses.

Before the Hybrid Tea became so popular and the Tea Roses multiplied into so many varieties, the Hybrid Perpetual held the field and contested all comers. Their origin, which is from many sources, many unknown, hardly will interest the reader; yet this work would not be complete without more than a reference as to their history. The first varieties were raised by M. Laffay from Hybrid Bourbon Roses or Hybrid Chinese and Damask Perpetuals.

Princess H el ene, introduced in 1837, was the first notable variety. Then followed Queen Victoria in 1840. Then a number of other varieties were listed in the trade catalogues, but many of these bore marked resemblances to one or other of the parent groups, and the distinctions were of a minor character. A good deal of chance work was undertaken, and the French Rosarians who sent out most of the first varieties could not with certainty give any parent or groups. Nevertheless, the rich colours, wonderful scent and sturdy foliage, soon brought this new collection into favour, and grown in our own country they developed a sound constitution and showed their true worth. This resulted in our growers working

upon more scientific lines, and the results were so satisfactory that before many years numerous varieties of sterling worth were added to an ever-growing list. In Mr. Wm. Paul's book, "The Rose Garden," is listed over 600 varieties, many still in commerce and likely to remain for years to come, but the bulk have joined the great majority and have long been forgotten.

Hybrid Teas.

This group is fast becoming one of the largest that we have, and it is a very difficult task to definitely decide as to classification, since so many growers bring under this heading varieties that well may be called in question.

Originally the cross was between Tea Roses and Hybrid Perpetual varieties, and the progeny bore a resemblance to both sections; but the writer could put his finger on more than one Rose listed as an H.T. that has no right to be classified as such. The great characteristics of this group is that they are very free flowering and supply more than one crop of Roses from early summer right up to November and even December. They are for the most part hardier than the Teas and require less protection. In pruning, the strongest shoots should be left the longest, and four to six eyes is a general standard of reduction. All of them require very liberal treatment as regards manuring and general cultivation, and it is wisest to err on the side of protection against frost.

The Bourbon Rose (R. Indica).

This group was at one time quite an important section of the Rose world, but it has almost passed out of sight. Discovered in 1817, it was introduced into this country in 1825. Mr. Jacques, gardener to the Duke of Orleans, of Neville, in 1819, sowed seeds of the Rose discovered, and raised a new variety which he called Ile-Bourbon Rose. From this Rose issued all the varieties produced since that time. Rather sensitive to cold and damp, the blooms often

suffer in this country, but the trees do remarkably well, and Souvenir de La Malmaison, Mrs. Paul and Madame Isaac Pereire, still in commerce, testify to their worth. Not unlike the H.P.'s, these Roses respond to similar treatment in pruning and general cultivation; indeed, there is little doubt but that many of our H.P.'s have the Bourbon strain in their constitutions.

The China Rose (R. Indica).

Introduced into this country from China about the year 1789, they form a group of the truest Perpetuals known. The common Pink and Monthly Rose are the parents of all the varieties introduced.

They require very little pruning and do best upon their own roots; although not very strong growers, yet they are hardy and are constantly in bloom throughout the season.

Many a cottage garden to-day has its China Rose, and the porchway is often decorated throughout the season with this Rose which has not been moved for years. In spite of the lack of attention that it gets, it loves generous treatment and responds to careful cultivation, but above all, it likes a south aspect and a warm corner of the garden.

The Lawrenceana or Fairy Rose.

This Rose was introduced from China about 1810. It is simply a China Rose in miniature, and must not be confused with the Miniature Provence. It is in constant bloom and makes a good edging to a Rose bed. It is largely used as a pot Rose, and very pretty it is potted up for house decoration. It is cultivated in the same way as all China Roses, and is quite hardy.

The Tea Rose (R. Indica Odorata).

This group is a much valued section of the Rose world, and often the origin of the name is called in question. It is known as the Tea Scented China by

reason of its perfume, which resembles the odour of tea. The first variety was a pink Rose introduced from China about the year 1810, and subsequently in 1824 the Yellow Tea Rose was sent over to be the progenitors of a fine list of varieties of a delicate constitution. They all need protection from frost and cold, cutting winds, and in spring very careful pruning. I have always found that the Teas do best when budded on to standards and half-standards, and when pruned rather late in the season.

Many of the varieties make excellent Roses for forcing under glass, and retain their colour and perfume to a marked degree. They are all free flowering, and when in bloom last well into the autumn. A rich loam and liberal treatment is necessary for good blooms; add to this judicious disbudding, and you will never fail for a fine flower.

The Noisette Rose (R. Moschata).

Named after Mons. P. Noisette, this Rose has its origin in America, and was introduced into France in the year 1817 and into this country about the year 1820. It is considered to be a cross between the Chinese and the Musk Rose, and its principal recommendations were its hardy nature, free growth and late flowering. The blooms were borne in large clusters and were sweetly perfumed. William Allen Richardson, Celine Forestier, Aimee Vibert, Lamarque and Reve d'Or are good types, but there are many equally as good and as popular in this country and abroad.

The Musk Rose (R. Moschata).

Found in Madeira, Persia and Northern Africa, the Musk Rose is thought to have been introduced into this country about the year 1596, and it is more or less popular, being found growing throughout the country. The flowers are formed in large clusters late in the summer, and possess a faint musk odour. The trees make good bushes, but are not adapted for climbers. In pruning the shoots should be left rather

long, and the trees are best thinned out. Some of the hybrids of this group are most attractive, such as the Garland and Madame d'Arblay; these are strong climbers and a great acquisition to the garden.

A generous soil and a sheltered site are necessary, for the Musk Rose dislikes an exposed position.

The Polyantha Rose (R. Multiflora).

This charming group of Roses is best known to all in its dwarf varieties of perpetual kinds, such as Eugénie Lamesch, Léonie Lamesch, Perle d'Or and others. There have been quite a number of beautiful varieties introduced of late, and all of them are valuable additions to the garden. The little trees make fine miniature Rose hedges and border edgings. They are always in bloom and the clusters of tiny flowers last a long time. Called by the National Rose Society Pompons to distinguish them from the climbing Polyanthas, we find them often listed as such. They make good pot Roses and force well. Quite hardy, they do well in poor soil, and only require light pruning and the thinning out of old wood.

The Macartney Rose (R. Bracteata).

Introduced from China by Lord Macartney in 1795, this Rose is little known by amateurs. It does best on a south wall, flowering in summer and autumn. The habit is vigorous, but the Rose is not very hardy. Moderate pruning and good soil is necessary. A shy seed bearer, this Rose has not given us many varieties, but it is well worth the hybridist's attention, for it holds out great possibilities.

The Berberry-Leaved Rose (R. Berberifolia).

A native of Persia, introduced in 1790. It is seldom met with in this country, and does not do well, being rather of a delicate nature. It is of greater interest to the botanist than the rosarian.

The Microphylla or Small-leaved Rose (R. Microphylla).

Found in the Himalaya Mountains and also China, this Rose was introduced into this country in 1828. It is rather delicate, and likes a warm, light soil, and grows best under a south wall.

Very little pruning is necessary, but it likes generous treatment, and benefits from having its tiny foliage sprayed in the dry months.

The Japanese Rose (R. Rugosa).

These Roses are gaining in popularity every day, and rightly so, for flower, foliage, and seed pods are most attractive. The best known varieties are the red and the white. They make good bushes, and can be used in the Rose garden to form a hedge, or they can be planted in groups. Very hardy, they require little attention either by way of pruning or feeding, but like all Roses, they respond to good treatment and attention. I have seen these Roses planted in open glades in woods with other berried shrubs, for their fruit in autumn is much loved by pheasants, and it helps to keep the birds from straying.

Under Autumn Roses come also the Perpetual Scotch and the Perpetual Moss, each requiring the same treatment as the summer flowering groups already described. These two groups are great additions to the Rose world, and growers should pay more attention to them, for they are honestly worth it. There are other groups and botanical varieties of interest, such as the Bramble-leaved Prairie Rose (R. Setigera), which comes from the United States; also *Rosa Gigantea*, which comes from India; but the grower will hardly care to go further, and if he does, I doubt if he will find a garden large enough for them all, unless he is prepared to realise my great dream of a National Rose Garden.



MURIEL WILSON. (T.)
G. PRINCE, 1921.

Photograph by Reginald A. Malby, F.R.P.S.



Photograph by Reginald A. Malby, F.R.P.S.

SUNSTAR. (H.T.)

ALEX. DICKSON & SONS, LTD., 1921.

CHAPTER XV.

SELECTIONS.

"What is fairer than a Rose? What is sweeter?"
—Herbert.

There are no two growers in the Rose world to-day who would agree on any selected list of varieties. We all have our fancies, our likes and our dislikes, that is if anyone can be found who dislikes a Rose. I have often heard an enthusiast speak disparagingly of a variety, so much so that unless you realised the remarks were the result of selection you would begin to think he had a dual personality, the one loving a Rose and the other hating it. Comparisons are odious at all times, and never more so than in the show tent when playing second fiddle to an inferior box of blooms. Personally, I love all Roses so much that I find it hard to make selections, not that I am afraid of my selections being out-classed, but because I cannot keep my lists within bounds. Ask me my favourite Rose and I will say, "La France," but I could not honestly select La France in a six that had to compete for a challenge cup. It would be like putting up a featherweight champion to fight a heavyweight. But as your class grows, and from six you go to eighteen or twenty-four blooms, then La France finds an honoured place.

What the grower really wants to have, is a list or lists of varieties of Roses suitable for certain conditions and arranged in order of merit. It cannot be done; I am sorry, good reader, but even knowing the possibilities of a Rose, I should not know your garden, and one variety might do badly where another would do well.

I will, however, give you lists of some of the best varieties compiled from personal experience and accepted trade opinions as to their worth for the varied uses required. It is with some diffidence that I include this chapter in the book, since in Chapter XVIII. will be found plans and planting schemes of our leading firms that give very wide and well-thought-out selections of Roses for their various uses. Some plans, however, do not touch certain sections, such as Roses for walls, climbers under glass, pot culture, suburban gardens, etc., and I therefore deem it fitting that lists be included that will embrace as far as possible all the uses for which a Rose tree is required.

If my selections omit Roses of note and include varieties less known, it is because I have given my readers names of Roses I know to be good and on which they can rely. With the confidence of an old exhibitor and a judge at many of our shows, I feel that, armed with perfect blooms of the varieties I have selected, I would meet all comers and never fear the being outclassed by even the latest novelties for many years. Fashions may change and tastes may alter, but good Roses die hard; and I venture to predict that most of those selected will contest their position in the Rose world for the best part of a century. If others take their place through honest worth, happy the grower and happy the garden that sees the improvement.

ROSES FOR WALLS.

There are two kinds of walls to consider: 1, the walls of the dwelling-house; 2, the walls of the garden. For the walls of the house should be chosen Roses of free climbing habit, but not of the rambling class. Thus, Gloire de Dijon should be selected in preference to Dundee Rambler, and Reine Marie Henriette in the place of Bennett's Seedling. For the garden wall, well made or rough, it is the other way about; but wherever possible I consider that all wall space should be devoted to Roses of the exhibition class, and ram-

blers and rampant climbers should be left to cover arches and fences. However, since some walls are hard to clothe, such as a north or east wall, I have included in the lists the Roses that do best, irrespective of their class.

For Walls Facing North.

Albérie Barbier.	Félicité Perpétue.
Ards Rover.	Glorie de Dijon.
Bennett's Seedling.	Mermaid.
Bouquet d'Or.	Reine Marie Henriette.
Chesunt Hybrid.	Rubin.
Dundee Rambler.	Waltham Climber No. 1.

For Walls Facing South.

Alister Stella Gray.	Climbing Mrs. W. J. Grant.
Banksia White.	Climbing Niphetos.
Banksia Yellow.	Climbing Orléans-Rose.
Climbing Château de Clos Vougeot.	Climbing Papa Gontier.
Climbing Devoniensis.	Climbing Paul Lédé.
Climbing K. A. Victoria.	Climbing Perle des Jardins.
Climbing Lady Ashtown.	Climbing Sunburst.
Climbing La France.	E. Veyrat Hermanos.
Climbing Lady Hillingdon.	Fortunes Yellow.
Climbing Liberty.	Lamarque.
Climbing Mélanie Soupert.	Maréchal Niel.
	Rêve d'Or.
	Sinica Anemone.

For Walls facing East.

Blairii No. 2	Lady Waterlow.
Climbing Caroline Testout.	Mme. Alfred Carrière.
Climbing Capt. Christy.	Madam Berard.
Colcestria.	Ruby Queen.
Conrad F. Meyer.	W. A. Richardson.
Gruss an Teplitz.	Zéphérine Drouhin

For Walls Facing West.

Alistar Stella Gray.	Cloth of Gold.
Belle Lyonnaise.	Duchesse d'Auerstädt.
Celine Forestier.	L'Ideal.
Climbing Irish Fireflame.	Madame Isaac Pereire.
Climbing Richmond.	Madame Jules Graver-
Climbing Souv de la	eaux.
Malmaison.	Ophirie.

ROSES FOR HEDGES.

I cannot understand why the Rose hedge is not more popular than it is in large and small gardens. Growers seem to be afraid to plant the Rose for the purpose of forming a hedge, either tall or short, and yet good hedges can be formed from 4 to 7 feet high with but little trouble. To my way of thinking, a Rose garden should be surrounded by its Rose hedge of a height in accordance with its size, and since there are plenty of suitable varieties of Roses for this purpose, why not introduce this feature into the garden? First, let us consider the construction of a tall boundary Rose hedge of from 6 to 7 feet high. All you have to do is to secure as many poles or iron uprights as you require, and having placed them firmly in the ground at equal intervals, to attach four rows of strong galvanised wire, making the same taut, dig out your beds, and plant one row of trees at 3 ft. 6 in. to 4 ft. apart, and as they grow tie in the shoots to the wire. In two or three years they will have made a perfect hedge, which can be cut with shears every spring. No actual pruning will be necessary except the thinning out of dead and useless wood. Any of the Lord Penzance Sweet Briars will make a strong hedge; so also will the Wichuraianas and other rampant growers.

For a hedge 4 to 5 feet high, posts and wire need not be used; this hedge would be planted with varieties of the Rugosas, Chinas, Scots and Sweet Briars, cut back lightly until the hedge was formed.

The trees would have to be planted in a double row, leaving $2\frac{1}{2}$ feet between each tree. The classes

should not be mixed, thus let your hedge be all Rugosas, Chinas, Scots or Sweet Briars.

Even the Polyantha Roses make a most effective low hedge. The Austrian Briars are splendid Roses for a front border to a tall hedge, or equally good when planted alone. The Hybrid Musk Roses, Moonlight and Danæe are excellent for this purpose; so also are some of the H.T. Roses of fine growth, such as Gruss an Teplitz.

In making selection choose those that will stand rough treatment. Of course, if you have time you can prune your hedge with great care, and get a just recompense for your labour, but for general purposes you will get quite good results from the shears, and here and there a more careful cutting back with the secateurs.

ROSES FOR ARCHES.

Almost any vigorous climber will do well on an arch or pergola, but where arches stand quite on their own I think that the position in the garden must decide as to the variety selected. For instance, climbing La France will make a glorious arch and provide exhibition blooms; such an arch should be near the house; Dorothy Perkins will also make as equally a fine arch, but this should be for the more distant scene.

So much depends upon the garden and colour scheme that I hesitate to select a list, for the choice is so large. However, appended are twenty-four varieties, all equally good.

Aglaia.	Paul's Single White.
Blush Rambler.	Psyche.
Coquina.	Rubin.
Crimson Rambler.	Ruby Queen.
Dorothy Perkins.	Stella.
Electra.	Tea Rambler.
Euphrosyne.	Thalia.
Gardenia.	The Garland.
Jersey Beauty.	Trier.

Leuchstern.	Violet Blue.
Longworth Rambler.	Wichuraiana.
Noella Nabonnand.	Yvonne.

ROSES FOR PILLARS.

A Pillar Rose is hard to define; most of the Wichuraiana Roses make fine pillars, and many of the climbers that are of moderate growth are equally as good. Much depends upon the position of a pillar of Roses before it is possible to decide as to the variety, also a colour scheme has to be considered in many cases.

A tall pillar needs a very vigorous grower, but a medium or dwarf pillar should only be formed from free and shy climbers. Thus American Pillar or Mrs. F. W. Flight will clothe a very tall pillar, but Bardou Job or Gustave Régis will only be equal to filling a short one. I have selected twelve suitable varieties for each case, but in instructing my readers I would not hesitate in advising them to consult the trade when laying out a garden. Select your colour, then the length, and then the time of flowering. A beautiful pillar is "a thing of beauty and a joy for ever." Yes, even when the Roses have gone.

Tall Pillars.

American Pillar.	Mrs. F. W. Flight.
Ards Pillar.	Paul's Carmine Pillar.
Flower of Fairfield.	Paul Transom.
Goldfinch.	René André.
Jersey Beauty.	Reine Olga de Würtemberg.
Madame d'Arblay.	Scarlet Rambler (Paul's)

Medium Pillars.

Avoca.	Johanna Sebus.
Bardou Job.	Lemon Pillar.
Billard et Barré.	Mme. Wagram.
Boule de Neige.	Purity.
Gustave Régis.	Tausendschön.
J. B. Clark.	Una.

ROSES FOR WEEPING STANDARDS.

Most of the Wichuraiana Ramblers make fine weeping standards. Budded on to a seven, eight or nine foot briar, they trail right down to the ground a mass of bloom, and the effect is a very telling one in any garden. They need space to be seen to advantage, but when introduced into the Rose garden they lend a wonderful beauty to the general effect and seem to set off to advantage standards and half-standards growing in the vicinity. In every case a trainer should be used such as is supplied by John Pinches, of 3, Crown Buildings, Crown Street, Camberwell, S.E., for without a trainer they present a poor effect, and also there is a danger in a rough wind of the head being blown away from the stock.

As there is always a very limited supply in this country, it is wisest to give an order very early, or even to get budded what you require for the following year.

In giving the following varieties, I would point out that although each variety will do well as a weeping standard, yet so will others of a like character; and it therefore is for the grower to decide not only what he wants, but what he will choose if his selection is not in stock.

Débutante.	Lady Gay.
Evangeline.	Minnehaha.
Excelsa.	Purity.
Helene.	Réné Andre.
Hiawatha.	Sanders White.
Lady Godiva.	White Dorothy.

ROSES FOR STANDARDS.

The Rose garden would not be perfect without its standard or half-standard Rose trees; it would lose half its beauty did we take away those slender stems that support such a wealth of bloom above the dwarf trees. To be able to look into the growing Rose without stooping down, to smell it and touch it, is indeed a pleasure. Many Roses, too, hang their heads, and

it takes a standard tree to set off their charms. A great number, also, do far better as standards than as dwarfs, especially the Teas, which seem to develop larger flowers and to have a better constitution when grown in this way.

When pruning has to be done, and later, when insect pests abound, who would not attend to the wants of the standard before the dwarf tree, or even the climber? I give a list of H.P.'s, H.T.'s, and T.'s that grow well as standards, but these are given more as a guide to the kinds that need to be grown in this way by reason of their drooping habit or because they make fine heads, bloom freely and possess attractive foliage. So many Roses, like Bessie Brown, will hang their heads as if too shy to look you in the face, so that you never see them at their best unless they are grown as standards. Of course, you will have at times some difficulty in securing certain varieties in standards, for the trade cannot meet the demands of all. I would advise you, therefore, to leave the selection of standards to your nurseryman if he is unable to supply the varieties that you seek.

H.P. Standards.

Captain Hayward.	Mrs. R. G. Sharman
Duke of Edinburgh.	Crawford.
General Jacqueminot.	Prince Camille de Rohan.
Hugh Dickson.	Sir Rowland Hill.
Louis Van Houtte.	Victor Hugo.
Mrs. John Laing.	Snow Queen.
Margaret Dickson.	

H.T. Standards.

Augustine Guinoisseau.	George C. Waud.
Bessie Brown.	George Dickson.
Caroline Testout.	Joseph Hill.
Duchess of Wellington.	Killarney.
Earl of Warwick.	Lady Ashtown.
General McArthur.	La France.

T. Standards.

Alexander Hill Gray.	Marie van Houtte.
Anna Olivier.	Mrs. Edward Mawley.
Innocente Pirola	Mrs. Hubert Taylor.
Lady Plymouth.	Molly Sharman-Craw-
Lady Roberts.	ford.
Madame Cusin.	Souvenir d'un Ami.
Mme. Jean Dupuy.	

ROSES FOR GROWING AS BUSHES.

The words Bush Rose convey far more than do the words Garden Rose, although there is little difference in the meaning. If we want a bush of Roses we have to select from the Queen of Flowers varieties that are of free and vigorous growth, and, requiring little pruning, soon acquire a good size and carry a large quantity of flowers. In most catalogues the words "dwarfs" and "bushes" are used to denote all Roses that are not grown as climbers or standards, and, in a way, it is correct; but we mean by our title more than the cut-back H.P., H.T., T. or N. We allude to all those Roses that will make good bushes of from 3 to 6 feet high.

There are, of course, a very great number, but the following varieties are a fair sample of Roses possessing the growth desired:—

Blanc double de Coubert.	La Tosca.
Conrad F. Meyer.	Lady Penzance.
Danæ.	Macrantha.
Fellenberg.	Mermaid.
Gruss an Teplitz.	Nova Zembla.
Gustave Régis.	Pax.

ROSES FOR PEGGING DOWN.

There are a few Roses that will bloom more profusely if their branches are bent back and pegged down. The effect is a very pretty one, and often, where there is a blank space in a border, this method has helped to fill it for the season. The most suitable Roses for

this purpose are Roses with habit of growth similar to :

Gruss an Teplitz.	Madame Jules Graver-
Gustave Régis.	eaux.
J. B. Clark.	Snow Queen.
Madame Isaac Periere.	

ROSES FOR COVERING BANKS.

Most of the Wichuraianas do well for covering banks and old tree stumps, and these being very hardy can be planted anywhere. A good selection of Roses for this purpose is the following :—

Albéric Barbier.	Hiawatha.
Coquina.	Jersey Beauty.
Dorothy Perkins.	Réné André.
Gardenia.	Wichuraiana.

ROSES FOR BEDDING.

It is a very easy matter to select from the catalogue all you require by way of bedding Roses and to work to a colour scheme; but the principal thing here is height, and we will at once divide up our trees under the headings of Tall, Medium, and Dwarf, and give a few selections for a guide to the grower.

TALL VARIETIES.

Betty.	Madame Melanie
Caroline Testout.	Soupert.
Corallina.	Marie Van Houtte.
Gustave Regis.	Peace.
Hugh Dickson.	Pharisaer.
La Tosca.	Snow Queen.
Lady Waterlow.	

MEDIUM VARIETIES.

G. Nabonnand.	Madame Jules Grolez.
Homer.	Madame Ravary.
Lady Battersea.	Mrs. E. G. Hill.
Lady Pirrie.	Mme. S. Weber.
Mme. A. Mari.	Papa Gontier.
Mme. E. Herriot.	Viscountess Folkestone.

DWARF VARIETIES.

Coral Cluster.	Maman Turbat.
Ellen Poulsen.	Mrs. W. H. Cutbush.
Tessie.	Orleans Rose.
Katharine Zeimet.	Perle d'Or.
Little Meg.	Rödhätte.
Mme. N. Levavasseur.	Yvonne Rabier.

ROSES FOR EXHIBITING.

In making a selection of the best Roses for exhibiting, I feel that I shall not be able to please, for there are so many varieties, both new and old, to select from, and it is doubtful if any two exhibitors would think alike. However, I present my selection for the grower with every confidence, feeling that although many Roses may be found of equal merit, yet few can be chosen that will in any way prove of greater worth.

It is very hard to advise the grower of few trees as to the best, but if we work on the following lines I do not think we shall go wrong. First, you want to show six Roses H.P., H.T., or T., or six Roses in a class to include any variety. Well, my advice in the first case is, grow three trees of a variety, eighteen trees in all, for an exhibit of H.P.'s, or H.T.'s, or T.'s. In the latter case, I would advise two trees of each variety, thus giving a greater selection.

The small grower wants to be *sure* of finding a Rose at show time, and he does not depend upon one tree of a variety in hot competition where selection counts. Also colour must be a consideration, for his box or vase should not be all white, pink, red, or yellow. Two of a colour in a box of six is quite sufficient, but six Roses of different colour and shades are better. In choosing, therefore, a variety, we consider such points as size, shape, scent, colour, summer and autumn flowering, together with a free flowering and hardy constitution. Let me give an example in one H.P., one H.T., and one T., and then I will submit my lists. Choosing a White Rose, I give the palm to Snow Queen, or, as it was once called, Frau Karl

Druschki. For a Pink H.T. I should reluctantly select Caroline Testout over La France. For a Yellow Tea I should select Souvenir de Pierre Notting. The grower must remember that although there are many Roses as fine, yet those mentioned in my lists are the most reliable for exhibition purposes, and also the most prolific varieties for the garden.

SIX H.P.'s FOR SMALL GROWERS.

Hugh Dickson.	Snow Queen.
Mrs. John Laing.	Ulrich Brunner.
Mrs. R. G. Sharman- Crawford.	Victor Hugo.

SIX H.T.'s FOR SMALL GROWERS.

Caroline Testout.	Mrs. Theodore Roosevelt.
Dean Hole.	William Shean.
Earl of Warwick.	
Lady Ashtown.	

SIX T.'s FOR SMALL GROWERS.

Madame Jules Gravereaux.	Souvenir de Pierre Notting.
Molly Sharman- Crawford.	White Maman Cochet. W. R. Smith.
Mrs. Edward Mawley.	

For growers anxious to exhibit a box of twelve blooms in either the above classes, I will add now a list of twelve varieties of H.P.'s, H.T.'s., and T.'s, and with this list should be included the six varieties in each case already given.

TWELVE H.P.'s FOR LARGE AND SMALL GROWERS.

A. K. Williams.	Her Majesty.
Capt. Hayward.	Helen Keller.
Charles Lefévre.	Horace Vernet.
Comte de Raimbaud.	Marchioness of Londonderry.
Duke of Wellington.	S. M. Rodocanachi.
Dupuy Jamain.	
Etienne Levet.	

A Collection of 12 Roses in or near Towns.

F. K. Druschki (H.P.)
Ulrich Brunner (H.P.)
La Tosca (H.T.)
George Dickson (H.T.)

Gus. Grunewald (H.T.)
Caroline Testout (H.T.)
J. B. Clark (H.T.)
Mrs. J. Laing (H.P.)

Mme. E. Herriot (Per)
Lady Ashtown (H.T.)
Mme. Ravary (H.T.)
Dr. O'D Broene (H.T.)

Messrs. BEES Ltd.
175-181, Mill St.
Liverpool.



Colour Photo. Copyright, Bees Ltd.

TWELVE H.T.'s FOR LARGE AND SMALL GROWERS.

Bessie Brown.	Madame Mélanie
Florence Pemberton.	Soupert..
K. A. Victoria.	Mildred Grant.
Killarney.	Marquise Litta.
Lad Moyra Beauclerc.	Mrs. W. J. Grant.
La France.	Monsieur Joseph Hill.
Lyon Rose.	

TWELVE T.'s FOR LARGE AND SMALL GROWERS.

Alexander Hill Gray.	Madame Constant
Anna Oliver.	Soupert.
Catherine Mermet.	Media.
Comtesse de Nadailac.	Mrs. Hubert Taylor.
Lady Plymouth.	Mrs. Myles Kennedy.
Maman Cochet.	Mrs. Foley Hobbs.
Madame Hoste.	

If I extend my lists I must include a large number of the new Roses and many more of the old varieties which are purely exhibition Roses or are at present too costly or hard to get. The grower cannot go far wrong if he selects from the list of the N.R.S. gold medal Roses included in this book what he requires, and when he has exhausted this source he will be in a position to judge for himself from trade catalogues and the like as to what he should grow.

If I was to make a list for a special collection of exhibition and other varieties, I should always include the following choice favourites:—

H.P.s.

Abel Carrière.	Grand Mogul.
Comte de Raimbaud.	Louis Van Houtte.
Countess of Oxford.	Sir Rowland Hill.

H.T.s.

Alice Lindsell.	Helene Guillot.
Augustine Guinoisseau.	Liberty.

Avoca.	Madame Ravary.
Duchess of Wellington.	Queen of Spain.
George C. Waud.	Richmond.
George Dickson.	W. E. Lippiatt.

T. s.

Auguste Comte.	Innocente Pirola.
Bridesmaid.	Madame de Watteville.
Cleopatra.	Marie Van Houtte.
François Dubreuil.	Muriel Grahame.
Golden Gate.	Rubens.
Hon. Edith Gifford.	The Bride.

With me the exhibition box will always come first, but the vase and the basket have to-day to be considered, as also the decorative classes which embrace so wide a range of varieties.

For a vase almost any exhibition Rose will do, but as far as possible it is wisest to avoid all those varieties that need much wiring. A good upright Rose such as Mrs. Theodore Roosevelt is better than a Bessie Brown, and presents less difficulty in the staging. The same applies to all exhibits shown in baskets; this is easily seen if the grower will compare an exhibit of Ophelia with any other variety of a less erect nature. One of the greatest values of any variety lies in its utility for vase decoration. A bowl of Roses as a rule is a very hard thing to arrange by reason of the great majority having such weak stems. In the purely decorative classes found at exhibitions a large number of Roses are exhibited that take a great time to wire up and arrange, and they hardly represent their natural appearance as found growing in the garden. To my mind there is far too wide a range of varieties allowed by the N.R.S. to be shown in this section, and it is at all times a most difficult one to judge. Why Roses like Lady Hillingdon, Lady Pirrie, Mme. Ravary, Mrs. Alfred Tate, Mrs. E. G. Hill, Mrs. Herbert Stevens, Richmond, and many others of like character should be included in the decorative classes, has always been a mystery to

me, for this section is too overcrowded already. The semi-double and single-flowering Roses, with a certain proportion of double Roses, give room for ample selection. I will not here give a lengthy list of varieties, for most are so well known, and it is quite a matter of opinion and taste as to which is the best suited for an exhibit. A good vase of any of the Ramblers if well staged should have an equal chance with the Hybrid Musk or the Pernetiana, but as in the case of orchids, so with Roses, the expert will often look beyond the commonplace varieties be they ever so good and the exhibit ever so well staged. I will therefore omit a list, and leave such selection to the opinion of my readers.

ROSES FOR SUBURBAN GARDENS.

Some of the most beautiful Roses I have ever seen have been grown in suburban gardens, and it is absurd to decree that Roses cannot be grown in the environment of large cities. Certain varieties are somewhat hard to grow, but there are very few that will not do moderately well.

The grower will have more difficulties to face in the suburban garden than he would in the country by reason of the smoke and confined areas, but if only he will spray his trees often to keep the foliage clean and attend to watering and soil requirements he can grow Roses to his heart's desire. Of course certain varieties, being of a more hardy constitution, will do better than others, and in making a selection I would choose those that are most free from attacks of mildew.

I give a list of varieties for the small grower who has little time to spare for gardening, and these have been well tried and proved and under trying conditions have done well, but the list can be enlarged, and in doing so the grower should take great care that only free-flowering and vigorous kinds be selected.

DWARF ROSE TREES

Caroline Testout.
Clio.

Madame Gabriel Lüzet.
Madame Isaac Periere.

Daily Mail Rose	Margaret Dickson.
(or Mme. Edouard Herriot).	Mrs. John Laing.
General McArthur.	Prince de Bulgarie.
Grüss an Teplitz.	Robert Duncan.
Homer.	Snow Queen (or Frau Karl Druschki).
Hon. Edith Gifford.	Souv de la Malmaison.
Hugh Dickson.	Ulrich Brunner.
J. B. Clark.	Victor Hugo.
Lady Ashtown.	

STANDARDS.

Augustine Guinoisseau.	Molly Sharman-
Viscountess Folkestone.	Crawford.

PILLARS.

Boule de Neige.	Gustave Regis.
Dundee Rambler.	

CLIMBERS.

Dorothy Perkins.	Reine Marie Henriette.
Excelsa.	White Dorothy.
Hiawatha.	W. A. Richardson.

ROSES FOR CULTURE UNDER GLASS.

I have already dealt with the growing of Roses under glass in another chapter, so that beyond giving a list of varieties suitable for pot culture, and also a list of climbing varieties that do well under glass, I have very little to add upon the subject.

POT ROSES.

Alexander Hill Gray.	Melody.
Catherine Mermet.	Molly Sharman-
Lady Hillingdon.	Crawford.
Lady Plymouth.	Ophelia.
Lady Roberts.	Richmond.
Liberty.	Sunburst.
Melanie Soupert.	

CLIMBING ROSES.

Cl. K.A. Victoria.	Climbing Niphetos.
Cl. Lady Hillingdon.	Climbing Richmond.
Cl. Mrs. W. J. Grant.	Maréchal Niel.



Photograph by Reginald A. Malby, F.R.P.S.

EARL HAIG. (H.T.)

ALEX. DICKSON & SONS, LTD., 1921.



Photograph by Reginald A. Malby, F.R.P.S.

MERMAID. (H. Brac.)
WM. PAUL & SON, 1917.

COMPLETE LIST OF
The Gold Medal Roses
of the
National Rose Society.

- | | | | |
|------|---|------|---|
| 1883 | Her Majesty. | 1901 | Ben Cant.
Queen Alexandra.
Mrs. B. R. Cant.
Edith D'ombrain. |
| 1885 | Mrs. John Laing. | 1902 | Lady Roberts.
Souvenir de Pierre-Notting.
Florence Pemberton. |
| 1887 | Sir Rowland Hill. | 1903 | Hugh Dickson.
Mrs. David McKee.
Blush Rambler. |
| 1889 | Souvenir de S. A. Prince. | 1904 | Dean Hole.
Mr. O. G. Orpen.
J. B. Clark.
Irish Harmony. |
| 1890 | Mrs. Paul.
Salamander.
Margaret Dickson. | 1905 | Mrs. Myles Kennedy.
Betty.
Irish Elegance.
Countess of Gosford. |
| 1891 | Marchioness of Dufferin. | 1906 | Mrs. Peter Blair.
William Shean.
Dorothy Page Roberts.
Mrs. Stewart Clark. |
| 1892 | Mr. W. J. Grant. | 1907 | Lady Helen Vincent.
Queen of Spain.
Harry Kirk.
Avoca. |
| 1893 | Marchioness of
Londonderry.
Mrs. R. G. Sharman
Crawford.
Crimson Rambler. | 1908 | Nita Weldon.
Mrs. Campbell Hall.
G. C. Waud. |
| 1894 | Marchioness of
Devonshire. | | |
| 1895 | Helen Keller. | | |
| 1896 | Muriel Grahame. | | |
| 1897 | Ulster. | | |
| 1898 | Bessie Brown.
Purity.
Mrs. Edward Mawley.
Mildred Grant.
Mrs. James Cocker. | | |
| 1899 | Sunrise. | | |
| 1900 | Alice Lindsell.
Duchess of Portland. | | |

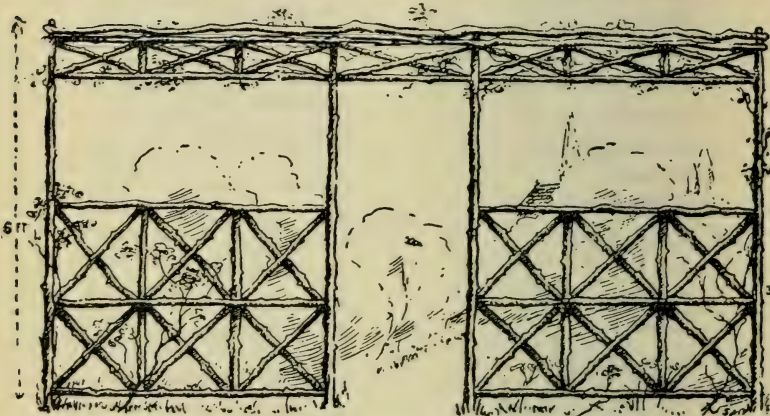
- Simplicity.
 White Dorothy.
 Dr. O'Donel Browne.
 A. Hill Gray
 His Majesty.
 Lady Alice Stanley.
- 1909 Countess of Shaftesbury.
 Lady Pirrie.
 Mrs. Maynard Sinton.
 Ethel Malcolm.
 Mrs. Hubert Taylor.
 Leslie Holland.
 Cynthia Forde.
 Mrs. E. J. Holland.
 Claudius.
- 1910 Edward Mawley.
 Mrs. Joseph H. Walsh,
 Lady Hillingdon.
 Rayon d'or.
 Mrs. Arthur E. Coxhead.
 Mrs. Amy Hammond.
 Mrs. Cornwallis West.
 Mabel Drew,
 Mrs. Foley Hobbs.
 Mrs. Herbert Stevens.
- 1911 Mrs. Sam Ross.
 Mrs. Richard Draper.
 George Dickson.
- 1912 Irish Fireflame.
 St. Helena.
 Old Gold.
 Mrs. Andrew Carnegie.
 H. V. Machin.
 Coronation.
 H. E. Richardson.
 Mrs. R. D. McClure.
 Lady Mary Ward.
 Mrs. Charles E. Pearson.
- British Queen.
 Sunburst.
- 1913 Mme. Edouard Herriott.
 Lady Plymouth.
 Mrs. Forde.
 Queen Mary.
 Brilliant.
 Mrs. James Lynas,
 Mrs Archie Gray.
 Countess of Clanwilliam.
 Gorgeous.
 Florence Forrester.
 Mrs. F. W. Vanderbilt.
 Iona Herdman.
 Colleen.
 G. Amédée Hammond
 Muriel Dickson.
 Edgar M. Burnett.
 Moonlight.
 Red Letter Day.
 Edward Bohane.
- 1914 Margaret Dickson Hamill.
 Mrs. Bertram J. Walker.
 Augustus Hartmann.
 Majestic.
 Clytemnestra.
 Annie Crawford.
 Princess Mary.
- 1915 Queen of the Belgians.
 Hoosier Beauty.
 Paul's Scarlet Climber.
 Paul's Lemon Pillar.
 Isobel.
 Golden Spray.
 Golden Emblem.
 Modesty.
- 1916 Mrs. Bryce Allan.
 Nellie Parker.

- | | | | |
|------|--------------------------|------|-------------------------|
| | C. E. Shea. | | Victory. |
| | Gladys Holland. | | Miriam. |
| 1916 | Flame of Fire. | | Mrs. C. V. Haworth. |
| | Miss Willmott, | | Mrs. Charles Lamplough. |
| | Janet. | | Mrs. H. R. Darlington. |
| | K. of K. | | Mrs. Henry Morse. |
| | Donald McDonald. | | Clara Curtis. |
| | Mrs. Hugh Dickson. | 1920 | Rev. F. Page Roberts. |
| | Ulster Gem. | | Mrs. John R. Allan. |
| | Emily Gray. | | Princess Victoria. |
| | Christine. | | Ethel James. |
| 1917 | The Queen Alexandra Rose | | Yvonne. |
| | Mrs. George Marriott. | | Marjorie Bulkeley. |
| | Sunstar. | | Hawlmark Scarlet. |
| | Elizabeth Cullen. | | Lady Inchiquin. |
| | Mermaid. | | Una Wallace. |
| | Mrs. Redford. | | Courtney Page. |
| 1918 | Covent Garden. | 1921 | Betty Uprichard. |
| | Pax, | | Coral Cluster. |
| | Golden Ophelia. | | Earl Haig. |
| | Lamia. | | Mabel Morse. |
| 1919 | Irene Thompson. | | Muriel Wilson. |
| | Martha Drew. | | Padre. |
| | Independence Day. | | Phoebe. |
| | | | Snowflake. |

Artistic Rustic Work.



"THE NEWPORT" ROSARY & TRELLIS.



... .. 5 FT. 2½ FT. 5 FT.

25s. 6d.


Pretty Rustic Fencing from 1/6 per yard.
Garden Arches ... from 5/- each.

Illustrated Catalogue Post Free.

E. J. PREECE, Manufacturer,

— 264, —

Caerleon Road, Newport Mon.



Photograph by Reginald A. Maiby, F.R.P.S.

MRS. F. W. FLIGHT. (poly.)

W. CUTBUSH & SON, 1905.



Photograph lent by G. G. Whitelegg & Co.

EXCELSA. (wich.)
M. H. WALSH, 1909.

CHAPTER XVI.

GARDEN ORNAMENTATION.

*“ A Rosebud by my early walk
In a' its crimson glory spread.”*

—Burns.


Garden ornamentation is a very big subject and it embraces a very wide field; indeed it is very hard to define where it begins and where it leaves off. Look we to the boundary, and it is the garden wall; cast your eyes towards the house and it is the flagged walk and the terrace, the loggia or the arch; gaze into the garden, and 'midst the flowers stands a sundial, a vase, or a garden ornament; the very pathway to the rustic summer-house, if paved, is an attraction. The old well-head, the wrought-iron gate, the garden seat, statuary, and fountains, have all their place; but when we consider the cut box or yew shaped like a bird or fashioned to some quaint device the thought strikes us, “Where are you to stop,” and in what way does such ornamentation affect a garden of Roses? Surely the Rose, like any other flower, requires a beautiful setting, and be it only the arch or summer-house, few gardens can dispense with suitable ornamentation. The joy of a garden lies not only in its flowers, but its walks, its trees, its shrubs and general outlay. It goes further, for it extends to the house itself. A beautiful garden is nearly always in keeping with the house, and it is made to suit the particular style in which the house is built. It is truly marvellous what can be done when the builder and gardener conjointly work out a scheme. Messrs. F. M. Thompson & Sons, of 14, Victoria Street, Lon-

don, are certainly one of the cleverest builders we have, some of their terraces, summer-houses, and garden walls are exquisite gems of architecture, and their building is perfect. To select varieties of Roses to fill beds, clothe walls, cover loggias, arches and pillars is no mean task, especially when working to a colour scheme and an equal distribution of bloom to extend throughout the season. It is made easier when the architect or builder considers as far as he can the position of every arch, pillar, stone vase or bed. I remember once seeing a very clever wall built not unlike the Norman dog-tooth decoration round an arch. Instead of running dead straight from north to south or east to west it zig-zagged, and after going off to the right for a certain number of feet it went off to the left for an equal distance and at the same angle, and so it continued left to right and right to left to the end of the wall. The idea was this, if you planted your fruit-tree at the apex of the outside angle of each sector of the wall you could train the branches left and right, and in the case of cold cutting winds, only one-half of the tree would suffer, while the inside angle, being more sheltered, became when facing south a veritable sun-trap suited for delicate trees. The wall was built in old brick with white stone coping and ornaments, and planted it looked most effective. There is no end to ideas, and the most hopeless garden in the hands of a firm like Messrs. F. M. Thompson & Sons can be made beautiful. A well-built summer-house is after all not so very costly, and on wet days it is a most welcome retreat. In planting to all stone-work I should select Roses with large blooms and big foliage—for instance, Gloire de Dijon would look better and do better than Dorothy Perkins. Old stone vases form an exception, for these when deep enough and raised high enough from the ground give a most wonderful effect when planted with a weeping Rose. For stone well-heads with iron work I should select a Rose like William Allan Richardson, and over stone seats large Roses like Climbing La France and Climbing K.A. Victoria. The same rule applies to the loggia, it is

not in keeping with heavy work to plant trees with small flowers and foliage. Of course there is always a dividing line; sometimes the loggia or the summer-house is linked up by a pergola, in which case Ramblers give greater effect.

A good pergola is not easy to build, and to be really effective it must be in keeping with the garden and house. There are two kinds of pergola—one that is made of cut and squared timber and the other which is made of rustic work, that is, uncut wood of medium size retaining its bark or not, as may be desired. There are many firms that make pergolas, and I have selected two of the best known for my book; these two can absolutely be relied upon for first-class work. These are Castle's Shipbreaking Co., of Baltic Wharf, 160, Grosvenor Road, and E. J. Preece, of Caerleon Road, Newport, Mon. Messrs. Castle's work is of cut timber, world-famous in history, for the seasoned teakwood and oak of our old British men-o'-war was of the best.

Pergolas made of oak or teakwood are well suited to the formal garden, being of a heavier and more solid character. It is in keeping with the set paths and beds, the squared turf, the paving, and the well-built walls. It conveys finish and an old-world touch. The stately Rose, nailed or tied in, should be its climber in preference to the frivolous rambler, ever sporting with the breeze. Ofttimes, however, it is necessary to construct the pergola on the rather tall side, and it is not easy to find Roses that will clothe it quick enough outside the rambling classes, so that these have to be included to secure a good effect in a short space of time. Messrs. Castle's garden furniture is made of the same timber, and unless stone seats are used there is much to be said for the employment of cut timber, for garden seats and tables will then be more in keeping with the garden. I do dislike to see a garden of a definite period possessing features out of character, when but little expense or trouble




H. M. S. "IMPREGNABLE."
Purchased from the Admiralty in 1921—to be
broken up.

MAN O'WAR TEAKWOOD.

GARDEN FURNITURE

No Paint—No Varnish.



CATALOGUES FREE.

Castle's Shipbreaking Co.

LTD.

Baltic Wharf—160, Grosvenor Road, S.W.6.

Telephone—Victoria 3389.

Established 1838.

would make it perfect. Windsor chairs in an Elizabethan garden or common pottery standing in an old garden rich in stone work and lead figures is to me an offence; it shows a lack of many things which we will not here enumerate. "Money," did you say? Oh, no! For a teakwood seat costs very little more than a set of Windsor chairs and it lasts a life-time; also stone vases or imitation stone vases can be picked up as cheap to-day as the commonplace pottery. A pergola, of course, is an expensive item if built of oak or teakwood, but it is a lasting pleasure. Where the garden is of an informal character, often far from the house, or even when adjoining, full of trees and shrubs and winding paths, then the rustic arch and pergola is more in keeping with the garden. Further, the rustic arch and rustic pergola is better suited to the Rambling Rose, which more often than not is selected by reason of its hardy and vigorous growth. Mr. E. J. Preece, who has made a special study of rustic work, has some very pretty designs, and there is nothing common about his rustic fencing, arches, or pergolas. You cannot call five shillings dear for a Rose arch or one shilling and sixpence per yard dear for rustic fencing. The small grower to-day has far greater opportunities of decorating his garden at small cost than ever had the Rose growers of the past.

Every Rose garden should have its arch or pergola; if it does not, some of the best Roses cannot be grown, and it loses a most important attraction. If rustic arches or a rustic pergola be introduced into the Rose garden, then let the summer-house be also in the same style, and, like the arches, let it be covered with Rambling Roses. I have included in so many plans space and room for a sundial that I feel it incumbent upon me to here make special mention of this most interesting garden ornament.

Watches are so cheap to-day that the sundial has become almost altogether a thing of the past, so much so that few owners of a garden ever trouble to have

Contractors to H.M. Government.

Established Nearly a Century.

F. M. Thompson & Sons

LIMITED,

Building Contractors & Reinforced

— Concrete Engineers. —

We have executed work all over the Country for the leading Architects, and our experience of high-class Architectural Work is at your disposal when contemplating any class of Building.

Ornamental Garden Work with Loggias, Lily Ponds, Summer Houses, Garden Walling and Paving are our Specialities.

We are also manufacturers of Reinforced Concrete Fencing Posts of any design.

YOUR ENQUIRIES WILL BE ESTEEMED.

Reg.—Office and Works :

Louth, Lincolnshire.

Telephone :
LOUTH 26.

London Office :

14 Victoria Street,
Westminster, S.W.

Telephone :
VICTORIA 5314.

a dial constructed for the locality in which they live. But why not? Surely your garden ornament has at once a greater interest. If you write to F. Barker and Son, of Sun-Dial House, Clerkenwell, London, and give the locality for which the dial is required and its size, you can have an accurate timekeeper for very little money, either in brass or stone; and on it can be inserted any motto you wish. Out of the six hundred mottoes I have written and published in my book of sundials, I would like to select two, good reader for your consideration:—

“ Like the flowers, ever try
To catch the sun ere it go by.”

“ O, swift are the wings of a swallow,
And the vibrating sound of a chime,
But nought has been born that can follow
Such a thing as a moment of time.”

Sundials and Roses; of course the two are almost inseparable, and our happiest hours that too soon become memories are resuscitated by the sundial and the pot-pourri jar from the past.

There are so many garden ornaments that are suited to the Rose garden that I hesitate to specialise. Go to T. Crowther & Sons, of Northend Road, West Kensington, and see their wonderful collection. You can positively get anything you want, from garden gates to a bird-bath. I know of no greater selection in the United Kingdom, and certainly not at their prices. Lovely well-heads, statuary, and fountains, lead figures, dials, and vases of every description fill their store, and he who could not frame a suitable setting for the Queen of Flowers from there would indeed be hard to please. The enthusiast must not think that my pen has run riot, for it has not; and, although this chapter deals only indirectly with the Queen of Flowers, yet I consider it to be of real importance, for flowers, like human beings, must have a home, and the best is only realised in happy surroundings. A friend of mine once showed me his Roses; they were

T. CROWTHER & SON,


Dealers in
Antiques.

TELEPHONE: 1376 P.O. WESTERN.

**282, NORTH END ROAD, FULHAM,
LONDON.**

We supply
GARDEN
ORNAMENTS

of
every description
from
Wrought-iron
Park Gates
to a
Sundial.



We
invite inspection
of our
large collection of
GARDEN
ORNAMENTS
and advise as
to the Decoration
of
Gardens.

A View of Messrs. T. CROWTHER & SON'S Beautiful Garden at "The Grange," West Kensington, London, S.W.

all planted in the kitchen garden, and between the rows of trees were cabbages and decaying cabbage stumps. Granted the trees were healthy and covered with bloom, but the smell of the cabbages was overpowering. When I left I wrote on the back of my card:—

“ The cabbage rotting in the air,
Defies the scented Rose;
And every gardener must declare
It doth offend the nose.”

There is a place for everything, and surely the best place in the garden belongs to the Rose by right.

Before closing this chapter a few words as to paths and grass, two of the most important and essential features of every garden.

On large estates the mowing of lawns and grass round beds is indeed to-day a consideration when labour is scarce and very dear. In my old Rose garden it used to be my one great lament that it took up so much valuable time and detracted so much from the pleasure of gardening. Then, there was no “Atco” motor mower to do in an hour what took possibly two hard days’ work for a man and a boy. I was astonished to see such simplicity in a machine, indeed a child can work it. It is hard enough to bend over your trees, but to mow and roll as well, is too exacting. Nevertheless the work has got to be done, and a debt of gratitude goes up to Messrs. Chas. H. Pugh, Ltd., for their wonderful invention. A well-kept lawn is the true setting for a Rose bed; it is like a well-mossed box of Rose blooms at an exhibition. Even when there are paths and walks and large paved spaces, yet the Rose bed to look its best should be surrounded by turf. Of course, this is not always possible in small gardens, and the small amount of turf introduced would hardly make any difference, and it would entail a lot of labour to keep it in order. It is a very difficult matter to advise without seeing a garden, as to the right kind of path; so much depends upon the house and situation. For a small garden, such as we find

JOSEPH **BROOKE** & SONS,
HALIFAX.



**65, Victoria Street,
Westminster, S.W. 1.**

Crazy and Rectangular Paving.

Walling Stones, Rockeries.

Yorkstone Quarry Owners.

in the suburbs of our great cities, I think there is nothing to beat the Yorkshire paving; this stone again should be used in paths for formal gardens surrounded by stone walls. It is not only a beautiful addition to any garden, but it is the driest path you can have, and on wet days or after a storm of rain you can visit your garden with some degree of comfort, which is hardly possible with turf.

Most of the plans in this book show gravel or stone-flagged paths, and these are all to scale, so that the areas can easily be worked out and the cost of a path ascertained.

Joseph Brooke & Sons, of 65, Victoria Street, Westminster, who have their own quarries, are without doubt one of the best and cheapest firms in the trade for all kinds of stone, especially that used for the making of dry walls and paths. The maker of a garden, whether amateur or professional, can get all he requires at very small cost.

I hold no brief for any firm beyond the fact that to help the grower or planner of a garden I have made every effort to get the cordial support of the most reliable horticultural firms of this country. This book is built for practical purposes, and it is earnestly hoped that the trader as well as the amateur will benefit from its information. It is not always easy to find what you require; one man wants Old London paving, another crazy paving, another York stone, another granite chips, all in small or large quantities. Few firms can supply a wide range of stone in quantity, and the name of a firm who at short notice can do so is useful at all times.

— TENNIS. —

The **ATCO**
MOTOR MOWER

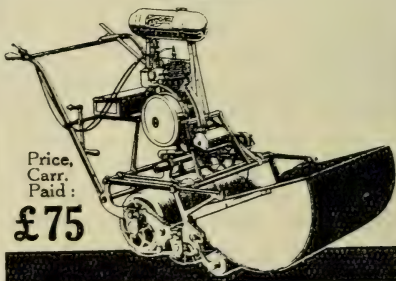
REDUCES LAWN UPKEEP BY 75%

The "ATCO" costs less than 2d. to efficiently cut 1,000 sq. yards of turf in 20 minutes, Cutters 22" wide.

AND PAYS FOR ITSELF IN A YEAR.

Sole Mfrs.: **Chas. H. PUGH, Ltd.,**
Whitworth Works, BIRMINGHAM.

For Free Demonstrations on your own grass, consult one of our 12 Service Depots, equipped with 60 competent mechanics.



Price,
Carr.
Paid:
£75

—
COLF.
—

—
PARKS,
&c.
—


— BOWLING. —



Vickroy-Kerle

Photograph by Reginald A. Malby, F.R.P.S.

PAUL'S LEMON PILLAR. (H.N.)
WM. PAUL & SON, 1915.



Photograph by Reginald A. Malby, F.R.P.S.

JONKHEER J. L. MOCK. (H.T.)
M. LEENDERS & Co., 1909.

CHAPTER XVII.

THE ROSE GROWER'S CALENDAR.

*"Roses and friends to share thy merriment,
Seize now that joy with which to-day is rife!"*

—Omar Khayyam.

JANUARY.

There is always work to do in every garden of any size, but if the Rose grower has followed closely the seasons of the year in all his undertakings, January will be one of the most quiet months. Planting that has been delayed should be pushed forward whenever the ground is free from frost. Old manure from spent hot beds can be got out, and beds that have been forked over can be top-dressed with the same, but only when the frost is out of the ground.

Roses under glass will now be starting, and ventilation and careful watering will be necessary. On the first signs of any insect pests fumigate the house with Auto-Shreds. Standard Rose stocks may still be procured from the hedge-row and planted as soon as possible.

All trees this month should be regularly inspected after storms of wind or rain; those that are loosened should be nailed in or tied up, and those that are planted on low-lying or clay soil should not have water standing round them too long. From the latter part of the month until the middle of February Roses may be grafted in heat under glass. Pot Roses should be pruned and brought into the house in relays at intervals of a few days to ensure a succession of flower. Before it is too late all arches or pergolas should be erected, and climbers installed in their places. If forgotten, pot up a few Rose trees for careful transplanting into the open in late spring or summer to make up any losses.

FEBRUARY.

“February fill the ditch, black or white, I don't care which,” is an old country saying, and it is true; for rain and snow is the order of the month. With this in mind we hasten to straighten up our gardens and finish planting on dry open days.

After frosts examine all Rose cuttings in the open, and if loosened or lifted in the soil they should be made firm by treading the soil round them. Make all trees secure against March winds, especially climbers, which should be tied in or nailed up, as the case may be. Finish the pruning of all pot Roses and bring a few more trees into the forcing house every week until the end of the month, when all should be started. Continue grafting Roses under glass until the middle of the month. All Roses growing under glass are very liable to mildew and insect pests, due to want of care in the regulating of air and moisture. Half the trouble arises out of the use of some cheap foreign thermometer. The only thermometers, in my opinion, that can be relied on are those made by Negretti and Zambra, which are well tested before sending out.

Avoid draughts in a house and regulate the temperature so as to prevent, as far as possible, the sudden and excessive rising and falling of the thermometer. If mildew appears, spray with Cooper's V₂K or Abol, both of which will keep down this scourge.

Climbing Roses under glass will want watching closely for insect pests. It is no use clearing pot Roses of pests whilst climbers in the same house are infested, and more often than not these are the cause of trouble being hard to get at. It is always wisest to fumigate an old greenhouse from time to time, as such are seldom quite free from the enemies of the Rose. At the end of the month, if the weather is mild, Roses growing on sunny walls may be pruned.

MARCH.

March, with its boisterous, rough weather, is the busiest month in the year for the Rose grower. Late planting and the pruning of Rose trees go on together, whilst the tying in of climbers and the firming of soil around trees loosened by the wind, the lifting of layers made the previous summer, the staking of budded stocks, the careful ventilation of the greenhouse, the spraying of trees under glass, and the potting up of a few spare trees all want to be done at once.

Pruning becomes our first consideration, and we start with the H.P.'s and our climbers, then the H.T. Roses, leaving the Teas and the most delicate varieties until the first or second week in April.

Cuttings from forced Roses may be taken this month and planted in pots; these should be rooted in bottom heat. Watch the thermometer closely this month, and regulate carefully the ventilation of your greenhouse. Insect pests will make their appearance under glass and must be looked for. Transplant seedlings to their new quarters. Take great care that in all planting the weather is suitable; in any case protect roots from March winds and see that all frost is out of the ground at planting.

Do not remove any protection against frost from your trees until the end of the month except in very sheltered corners of the garden. If your soil is a light one it is advisable to cover the surface of the beds of newly planted trees with a little old and well-rotted hot bed manure, this will conserve the moisture and greatly help the trees, especially the late planted ones.

When pruning trees, examine the labels to see that all are correct, for oft times these get blown off and lost. Because some trees have advanced and from the tops of their branches are showing leaf, do not let this soften your heart and cause you to break all the good laws of pruning; remember you want flowers—not leaves.

APRIL.

April with its sunny smiles and tears of rain is not an easy month for the Rose grower. Tea Roses have to be pruned and all trees inspected for early signs of grub or aphid. As eyes on standard and other trees break where they are not wanted they should be rubbed out. Suckers from the parent stock should be removed, and Roses budded last year as soon as they are long enough should have their shoots tied to canes or sticks.

Climbing Hybrid Teas are better left unpruned for the first year after planting, as often after pruning they will refuse to climb, especially if cut back rather hard. This is a good month to scatter soot over the surface of the beds and to very lightly fork it in. If the weather prove dry, water all newly transplanted Roses, giving them a good soak; remember a light shower of rain is not likely to reach their roots. The covering to beds, such as bracken and leaves, can now be removed if not already done, and the surface of every bed should be lightly hoed. Most of the work for this month will lie in the greenhouse, and the grower will have a busy time in attending to his pot roses, which will require from now onwards more water and careful mulching with weak manure water. Insect pests must be carefully watched for, and if these are found in any quantity fumigate the house at once with "Auto-Shreds." Attend carefully to the ventilation of your house, for April hardly ever brings two days alike.

Inspect the seed bed and hand-pick any weeds, also give a scattering of soot to ward off insect pests. Cuttings can be taken during this month from trees that have been forced; these should be rooted in bottom heat, as already described. The rain-water tub, with its bag of soot and sheep manure, should be visited, and after a storm of rain, trees may be watered with the liquid in dilute form.

MAY.

May is a month of hope; every fine day brings us nearer to our Feast of Roses. Buds are showing everywhere, and insect pests abound to harass the poor grower. There is no help for it; all trees must be gone over every day or every other day at least if we are not to lose a bud or some promising shoot. Hand-picking is the only remedy this month.

These are early days, but the grower in many cases will be able to decide as to the removal of certain unnecessary buds in order to foster a likely exhibition bloom. If the weather is dry it is wisest to water trees, but this should be done in the mornings. Late frosts will be a cause of great anxiety, but little can be done to protect your trees other than to tie a piece of newspaper or the like round some choice bud for the night, which must be removed next morning. Weak liquid manure and soot water can be given to all trees freely this month. It is a wise measure to spray all climbers growing over arches and pergolas with insecticide; owing to the height at which they are growing it is not possible to hand-pick these trees, and they suffer in consequence.

Harden off all Roses grown under glass that have flowered, and then stand them in the open. Continue to tie up shoots of last year's budded roses to canes and sticks. If mildew makes its appearance in the green house dust the leaves of all trees affected with sulphur, and then two or three days later with soft soap and water.

Cut back hard Maréchal Niel trees that have flowered and give free ventilation. Cuttings taken under glass in March and April can now be transferred to single pots and grown on as before. Keep a good supply of rain-water standing in the open, for this is indispensable from now onwards.

JUNE.

June opens the flood gates of the floral world, and Roses bloom in the open, increasing in numbers as the month advances. The glory of a June Rose is hard to excel; there seems to be a greater freshness about the foliage than there is with those of July, and with many varieties first blooms are often the finest. Disbudding must proceed apace, and the slaughter of the innocents *must* take place if exhibition blooms are to be secured. Read carefully the information given to you on disbudding contained in this book, and do not let a day go by without putting it in practice. Continue your vigilant care to ward off and exterminate pests, whose attacks will gradually lessen towards the end of the month. The labours of the Rosarian this month are not arduous unless the weather proves very dry, when all trees will require to have the surface of the ground hoed round them to conserve the moisture in the soil.

A good watering with weak manure water will help all trees, and soot in the water will certainly give a deeper green to the growing foliage.

Branches damaged by frost will now show clearly if they are going to die off, and if so they should be cut back. Pot Roses may now be placed out in the open, and from these may be selected trees to fill up many blanks that have been occasioned owing to frost and other causes.

If the exhibitor has not already prepared his show boxes, let him do so at once, and let him secure a good supply of green moss, which can be laid on the ground in the shade and damped down each day to keep it fresh and more or less in a growing condition. To obtain well-ripened seed, some of the earliest Roses may be crossed as soon as the pollen is ready, but, like old Mother Hubbard, you may find results for labour empty and that someone—in this case in the shape of insects—has been there first.

JULY.

July is really *the* Rose month, only glorious June will not concede the honour. This month Roses bloom everywhere, and shows are held for their display throughout the United Kingdom. The Rose grower now reaps the reward of his loving care and attention. July is a very busy month, for in addition to the shows, there is much to do in the garden. Old blooms have to be cut off unless the seed is wanted, trees have to be watered in dry weather, disbudding *must* be continued, the land must be hoed to keep down weeds. Rose shades must be inspected and adjusted, standard briars for budding must have their shoots reduced to the number required, mildew may appear or other fungus trouble, which on first signs must be treated.

Propagation by layers can be proceeded with, and budding should be well in hand. Pot Roses that have made good growth can be shifted into larger pots, and flower buds should be removed off all trees wanted for winter flowering.

In the evening after the heat of the day the foliage of roses will benefit from a good spraying of clear water that has stood in the sun all day. I do not advise spraying with water from a well, for the plants often get chilled, and this will invite mildew. Roses to do well must have water this month, and plenty of it. Keep the trees clean, removing dead leaves and blooms that have fallen. Attention now, is going to help an early crop of autumn Roses, and considerably benefit the trees. Aphis may appear, but a good spraying for two or three days in succession will remove this pest. Do not neglect your Roses under glass by reason of the work in the open, for the climber especially will need care, in ventilation, watering and spraying. I strongly advise all growers to take stock of their gardens this month, and to make up their orders now, both by visits to the shows and, what is far better, the nurseries.

AUGUST.

Roses bloom and petals fall all too quickly this month, for the heat is generally overpowering. In the evenings keep the hoe and watering can going, and remove all dead blooms. Spray the foliage freely with water that has stood in the sun, and where trees are affected with aphid or mildew a good insecticide or wash should be used. Everything should be done to promote the growth of young wood that will yield the autumn Rose, and I know of no better method than the watering can, or even the hose pipe. Budding must be pushed on with, and where the grower has only a few stocks to bud, I strongly advise that buds be taken and inserted in the evening, or after the noon-day heat. The layering of Rose trees may be done this month, and after the operation keep the ground in a moist condition and the surface of the soil broken. Summer cuttings may be taken and struck in bottom heat; they will soon root and make nice little trees for planting out.

Give all Roses growing under glass as much air as possible this month, and spray with clear water in the evenings and early morning. Examine all pot Roses to see that they do not dry out, and also that they are free from insect pests. In cutting Roses do not remove too much foliage, for this month more than any other it is of the greatest value to the tree, and for this very reason it should be kept free from dust and dirt by means of spraying. At the first signs of fungi the grower must spray or remove affected leaves. Mildew, unlike rust or black spot, can generally be cured without great damage to the foliage, if taken at once. This is a grand month for collecting Rose petals of all highly scented varieties, and having dried them in the sun, to put them with other dried scented flowers and sweet-smelling leaves into a china bowl or jar for the making of pot-pourri in leisure hours. In drying do not let the petals remain out at night to catch the falling dew.

SEPTEMBER.

Roses are now becoming very scarce, and every bloom is greatly prized. In order to make sure that every likely bud develops, thin out carefully all small buds and useless shoots, and fork over the soil of the bed, giving the same a good mulching with liquid manure. Cut out all dead wood from climbing Roses on walls and arches, and nail up or tie in as necessary. Untie raffia round budded stocks and fork over the soil, removing suckers and useless shoots. As soon as possible, mark out and prepare all beds for new Roses, manuring and trenching the ground in readiness for the autumn planting.

Repot Rose trees that need it, except those that are required for winter flowering, which will be held over until the spring or summer. At the end of the month bring in the first batch of pot Roses into a warm house, and start the same into growth. A few buds may still be put into briars that have failed, but these should be carefully protected against frost and cold, cutting winds, as the union will be none too good. All trees carrying a good crop of autumn buds should be well watered with liquid manure, and every effort should be made to ripen off the wood early by the removal of superfluous buds and worthless shoots.

Take stock of all trees and vacant space for new Roses, and see that everything is in readiness for planting at an early date. In a mild season, Roses can be gathered in the open until Christmas; but everything depends upon the attention that the trees now receive.

Autumn shows are few, but those that open their classes to Roses will receive the attention of the Rose grower, and only he who has disbudded with care will be able to compete with any chance of credit and success. A liberal mulching with liquid manure and a regular hoeing of the surface of the bed is essential; also the removal of all dead blooms and the preventing of any going to seed. Such attentions are essential not only for the securing of late blooms, but also to ensure the ripening of all wood.

OCTOBER.

Autumn Roses now become very precious, and if the season is a wet one many promising blooms will fail to open.

Disbudding must be the order of the day if we are to procure Roses up to Christmas. One, or sometimes two buds at most, should be left on a rod or branch, and shading should only be used as a protection against wet weather. After a storm, lift all shades, to avoid damping off, for Roses now will require all the sun they can get. All orders for these should go into the nursery this month, especially for standards and half-standards, as all orders are taken in rotation, and many varieties in standards are soon sold out. Cuttings may now be taken from trees growing in the open, and planted as directed in Chapter IX. Push forward with the preparation of new Rose-beds, and get all ready for the planting season. Do not be in a hurry to start your planting too soon. Remember, to do well, a tree when it is lifted should be at rest. Briar and Nanetti cuttings may be taken this month and planted out in the open for next year's stocks. Plant out rooted cuttings and seedlings, and repot and top-dress all pot Roses for forcing. Shorten very long growths on dwarf trees, to prevent them being blown about by rough winds; or, if the tree is still making much growth, stake and tie it up in preference to cutting, for shoots too severely shortened often cause, on a growing tree, the lower eyes to break.


At the end of the month Roses may be raised from the open ground for potting, and all Roses growing in pots should be inspected, and, after the pots have been cleaned, should be brought in to be grown on under glass. Inspect late-budded stocks, and see that all ties are removed. Push forward with the nailing up and tying in of all climbers before the rough winds do damage. Cease the giving of manures in any form to all trees, and use every effort to secure an early period of rest by removal of worthless buds, suckers, and weakly shoots.

NOVEMBER.

The work of September and October is pushed forward with, and planting is now in full swing. As beds are planted and edged up, manure and leaves are scattered freely over the surface of the same, to give protection against frost and cutting winds. Hardy trees are thinned of all dead wood, and useless shoots and lengthy shoots are shortened; but all regular pruning is deferred until the spring. Fork over all old Rose borders, and give a generous coating of well-rotted manure and leaves. Get in a goodly store of loam and leaf-mould, and tidy up the potting-shed for future operations. All planting in the open should be proceeded with only in dry weather, and wet days should be avoided, unless the work to be executed threatens to be too lengthy a task. Plant stocks of all kinds, and as the bundles of trees arrive from the nurseries, these should be carefully unpacked and heeled in, unless the planting can be carried out at once. Pot Roses intended for February flowering should now be pruned prior to their being brought into the house for forcing. Most of the Rose-grower's work will be in the open, and little time will be spent in the greenhouse; but climbers will now need attention, and every care should be taken of trees that have started into growth. Inspect all beds, and note where trees can be planted or others shifted to advantage, so that any extra orders may be executed by the nurseries before the season becomes too advanced. Rose seed may be gathered at the end of the month and sown, or kept in damp sand until the spring. Cuttings may still be taken, and should be planted without further delay. Protect all budded stocks, drawing soil and leaves round those that are dwarf, and tying leaves round buds inserted into standard briars. Stake and tie in all branches that need it, and shorten lengthy shoots that will have to be cut back at the spring of the year. Now is the time to secure some sharp, clean sand, and also lime, for future use, and no gardener should be without a store of either.

DECEMBER.

There is hardly a month in the year that the ardent Rose grower can call a month of relaxation from work. Even chill December, with its frost and snow, does not call a halt to the lover of the Queen of Flowers. Open weather sees the planting of trees that have been ordered late, and all trees have to be protected against frost. The leaves of the forest are collected into sacks and carefully distributed round delicate Roses, being held in place by soil. Bracken is cut and distributed over beds that are too exposed to the elements, and all is made secure against the severe weather that must be encountered before the Rose grower can rest and call an hour of relaxation his own. The careful labelling of trees is a most important item, and if not done at planting time should be carried out now, without further loss of time. Standard briars are diligently sought for in the hedges and the field, and are transferred to the garden without loss of time. Seed-pods are collected, and the seed is sown forthwith, or is stored in damp sand for sowing in the early spring. Trees that are not tied or nailed in are now secured, and dead wood is removed. Old manure is wheeled out and scattered liberally over the surface of the well-forked beds. Arches and pergola-work is constructed for the next year's trees, and any budding or digging is pushed on with before the season for planting is past. But if work in the open is arduous, much more so are the tasks that await the grower of the Queen of Flowers under glass. Pot Roses for February flowering are now brought into a warm house, and the batch to follow these are carefully pruned and the pots cleaned in readiness. The store of potting soil, leaf-mould, sand, pots, and crocks are increased, and all is got ready for future use. The greenhouse and the potting-shed gradually becomes the gardener's home, and his great source of anxiety is the heating and ventilating of the same. Careful ventilation is his great care, and the watering of all trees from now onwards requires thought and consideration as trees begin to shoot and to make tender growth.



Sketch Design for the Rose Garden at 'Brooklands.'

By R. Wallace & Co. Ltd.



Photograph by Reginald A. Malby, F.R.P.S.

AMERICAN PILLAR. (wich.)
CONARD & JONES Co., 1909.

CHAPTER XVIII.

PLANS AND PLANTING SCHEMES.

“With sweet Musk Roses and with Eglantine.”

—Shakespeare.

That which is worth doing at all is worth doing well, and throughout life this has ever been one of my most valued mottoes.

If you intend to grow Roses, and you have the land, do the thing properly. Make a Rose garden, and study to see how many trees you can plant, and how great an effect you can secure from a clearly defined space. I know of no cheaper form of gardening than the growing of Roses.

The majority of people are possessed with the idea that Rose-growing is a very expensive hobby, and for this reason they have never attempted to grow in any quantity this most beautiful of all flowers. Now, if only the horticultural—and floricultural—loving public would be perfectly fair, and consider carefully the profit and loss of their gardens, weighing as profit the amount of pleasure obtained from the cultivation of certain flowers against the necessary expenditure involved in the said cultivation—which we will term loss—then they would be indeed surprised to find how well within their means the Queen of Flowers really was, and how very favourably she compared with, if she did not even surpass, all other flowers, in the supplying the greatest amount of pleasure and profit, coupled with the smallest expenditure or loss.

Few flowers there are that exist in a greater number of varieties than the Rose; few with habits so varied and so well adapted to make a garden beau-

tiful. Her armies are already legion, and yet they receive fresh recruits every year. New varieties are continually being raised, to add, if possible, fresh charms to the ranks of the most beautiful of all flowers.

The Rose asks no rival to share her domain, and she is prepared to fulfil every decorative desire. With the dwarfest of trees she will bejewel the earth, rising in varying heights her head, from the dwarf to the half-standard or the standard to the weeper. With climbing varieties she throws a mantle of flowers over rock, pillar, or arch, giving to the garden—small or large—a most dazzling effect.

There seems to be nothing in reason that she cannot do. Starting to flower with queenly splendour at the end of May or the beginning of June, she holds her court until the end of October or beginning of November—a pleasure to all! It is hard to understand why more people do not grow this beautiful flower. The only two reasons I have ever heard given, worthy of consideration are: (1) "My soil will not grow Roses"; and (2) "I cannot afford it." Now, reason (1) certainly sounds very hopeless, but I can straightway assure any would-be grower, who is really of this opinion, that such is not the case, or, at any rate, such need not be so. It is, indeed, too true that some soils are far more productive than others, and certain localities present greater facilities; yet to the gardener who would grow Roses this difficulty will soon disappear, even like the major part of a poor soil that encumbers a valued site. If, as you say, the soil of your garden will not grow Roses, then the sooner the beds and borders are taken in hand the better, for no gardener should make this statement about one of the hardiest of flowers, whose parent stock is to be found in such profusion throughout the land. But, since to grow Roses as we would have them grow, success depends principally on the soil. It is needful to make a very careful study of the land, and to secure the best advice as to its improvement, not forgetting, at the same time, advice also as to the selection of those

A Collection of 6 Rambler Roses for any Garden.



Excelsa

Blush Rambler

American Pillar

Dorothy Perkins

Hiawatha

Alberic Barbier.

Messrs. BEES Ltd.
175-181, Mill St.,
Liverpool.

varieties most suited to the soil and its surrounding. Like human beings, flowers have their likes and dislikes, and if they are to do well these must be carefully studied.

But now to the consideration of the second, and the more formidable reason why many of us do not grow this beautiful flower, although we should like to do so. We think that the hobby is far too expensive a one, and we cannot afford it. How often I have heard people make this remark! People whom I have known spend in an unsatisfactory way on their garden enough money in one year to make them the possessors of one of the finest Rose gardens in their neighbourhood. If we were to consider one of the smallest gardens and one of the poorest of gardeners, yet it would be well within his reach, provided he could spare the ground. I have known cottagers start Rose-growing from a mere nothing, a few briars obtained from the hedgerows and some buds from a more fortunate friend, and I have watched such men go from strength to strength until they have been growing Roses that would do credit to blooms grown by some of our expert growers.

There is, however, we will trust, to the possessor of a garden no need to exercise such thrift. Rose trees are to-day so cheap that even the poorest can obtain a few trees from any of our English nurseries at very little cost; or, should he so desire it, he can buy briars cheaper still, and bud his own. Dealing, however, with such a subject as "the economy of the Rose garden," it is naturally necessary to show that in an all-round way the cultivation of Roses can be maintained as cheaply, if not cheaper, than that of other flowers. This, I will assert, is certainly the case, and especially so when it is reckoned (as, indeed, it should be) as being part of the expense of any garden. The greatest expense connected with rose-growing is the initial outlay, and the cost of trees, compared with herbaceous plants and the like, is generally a little more; but in the long run this is easily

wiped out by the saving in time or labour, and is more than compensated for by the length of life and the quantity and quality of bloom produced. When once your Rose garden is laid out and planted, the work and expense is small; beyond pruning, manuring, and hoeing and the usual small attention by which all flowers benefit, there is little to touch the pocket for a few years. Of course, frost and age will take their toll; but what is this to the man of small means compared with flowers that need the yearly expense of a greenhouse or frames to protect or propagate the same in, together with all the labour and expense that such involves? Even the most hardy and carefully selected collection of herbaceous plants will require twice the amount of attention as the Rose, if they are to be kept within bounds, or to present the same tidy appearance, and give, if possible, as good a decorative effect as the Queen of Flowers.

Most of these from time to time require transplanting and thinning out, and far more work is entailed to keep down weeds amongst herbaceous and the usual bedding-out plants than on the plane surface that exists with Rose borders. Of course, one can always find work to be done in the garden, but it is far more distressing to find work which *must* be done than that which we can do at our leisure, and I would venture to express the humble opinion that the Rose garden, above all gardens devoted to the culture of any particular flower, will present the least amount of such work.

As the Rose garden is planned and planted to last for years, it ought to be remembered that to be a success it is both worth while and also necessary to not only carefully prepare the soil, but also to select those varieties which are most likely to do well.

There are many important considerations that should present themselves to all who are willing to make and plant Rose gardens. The observance of certain rules will ever be found to be essential to en-

sure success, and their neglect will invariably lead to failure. Although one of the easiest flowers in the world to grow, yet the Rose thrives best when, according to the variety, it is planted in the most suitable aspect, and is cultivated in the most fertile of soils. Let, then, the enthusiast study carefully all those points that make for success before he decides definitely as to the varieties he shall plant or the actual design his Rose garden shall assume.

In planning a garden, the first consideration is not so much the Roses you wish to grow as it is what style of planting will best suit your house or its surroundings. Not every garden will admit of pergolas, or arches, or even pillars, although weeping standards, standards, and dwarfs need seldom be absent. As a rule, a corner can be found for almost every kind of Rose, and most gardens are improved by a well-made pergola or arch. But even when the grower has planned his garden and decided as to the position of beds, arches, pillars, and the like, there yet remains the all-important point of suitable selection.

One variety will flourish where another will hardly exist, and, unless great thought and judgment are used, years will be wasted before the mistakes are fully realised. For instance, the yellow or the white Banksian Rose seldom does well anywhere except on a south wall, while W. A. Richardson, to retain its colour, should not be exposed to too much sun. Again, some sites are very hard to provide for, and there is but small choice for the grower to select what he would fancy. Having, then, your plan made out, and having in making it given every care to the position of arches, pillars, and the like, also in the making of beds having exercised due care as to the simplicity in design to save labour in edging and mowing start to dig and plant your garden.

In planting great attention should be paid to the habit of the various varieties, the time of flowering, height attained, etc. The tallest trees should ever be

grown in the centre of a bed, or, in the case of a border, under a hedge or wall—at the back. Thus an outside border would be much as follows:—Working towards the back from the front would come (1) dwarf Polyantha; (2) Teas; (3) half-standards; (4) H.P.s and H.T.s; (5) standards; (6) weeping standards and pillars; (7) hedge of climbers. Let the grower remember that the charm of a Rose garden is to be able to gather Roses almost all the year round. As I write this I remember in the middle of December, 1912, seeing at Messrs. James Carter and Co.'s large establishment at Raynes Park, a Rose garden still in full leaf, and carrying hundreds of Roses. This is what the grower should aim at—namely, Roses from May till December—and if the season is mild they can be had. Varieties can be selected that flower both early and late, and that even bear more than two crops.

If varieties are desired that only bloom once, then care should be taken to plant such alternately with those that flower twice, so that the Rose garden always appears to be in full and equal bloom. Bare gaps must be avoided, if possible; we do not want to find only here and there a bed of Roses; we would rather they were equally distributed.

Try and acquire, therefore, some knowledge as to the exact time of flowering and height attained by each tree.

Equal flowering propensities, arrangement of colour, and equal habit of growth are very important considerations that should never be overlooked.

In planting dwarf trees, keep the same from one-and-a-half to two feet apart, and in Rose hedges made of Chinas, Rugosas, and Austrians two-and-a-half feet apart; but in the case of Ayrshires, Sweet Briar hybrids, and evergreens, plant four feet apart.

In the case of an outside edge, the three latter kinds are undoubtedly the best, while for an inside

hedge the three former may be used. Strong and impenetrable hedges can easily be made by tying down shoots, from which will spring good, sturdy lateral growths, and little pruning will be required beyond the cutting out of dead wood and the keeping of all trees tidy.

In the early spring there is to the Rose grower no scent like that of the Sweet Briar, after a gentle rain when the sun is warming the earth; and I venture to think that no Rose garden should be without it, whether grown as a pillar or as a hedge.

It is not my intention here to discuss or weigh up the merits of countless varieties; I would but give a few general outlines as to the formation of a Rose garden.

Thus climbing Roses on walls should be early, like the yellow Banksia, *Devoniensis*, *Gloire de Dijon*, and *Maréchal Niel*.

The outside hedge should be high—say seven feet—in order to shelter as well as to give a good effect to the garden.

Nearly every bed I would edge with dwarf Polyanthas, and set off all dwarf trees with either half-standards or standards. Where arches and pergolas are introduced, a colour scheme should be in prominence, and care should be taken to blend not only colours, but arrange varieties according to their time of flowering.

A Rose Garden Planting Scheme

ALEX. DICKSON & SONS, LTD.

The founder of Alex. Dickson and Sons, Ltd., the late Alexander Dickson, was born in 1802, and established the business at Newtownards, Co. Down, in 1836.

Always an enthusiast in Hybridising, he was responsible for the creation of a new race of *Ericas* flowering in early Summer by crossing the Spring and autumn flowering varieties.

From this the late George Dickson, V.M.H., interested himself in Florist flowers generally, and the the firm were most successful raisers and exhibitors.

In 1850 they turned their attention largely to Roses. The first result of their efforts in this field of research was the Hybrid Perpetual, "Alexander Dickson," raised in 1865, a red variety much esteemed at that period. In 1887 the firm introduced Earl of Dufferin, Lady Helen Stewart, and Ethel Brownlow. These proved a noteworthy trio, each gaining on several occasions the coveted award of Medal for best blooms in the Exhibition.

Each year since that date has seen a series of New Roses from Newtownards, which have done much to make the Rose so popular throughout the world.

Alex. Dickson, Ltd., are the original firm of "Dicksons," now known as the "Hawlmarm Dicksons," and who are the proud winners of 58 Gold Medals of the National Rose Society for New Roses (more than any other Raiser in the British Isles), and the firm who laid the basis of and have so largely contributed to that continuous flowering type possessed of such beautiful colouring now known as the popular Hybrid Tea class.

The Show record of the Hawlmarm Dicksons is unsurpassed by any other firm.

A history such as this, is one to be proud of, it is unequalled by any firm of Rose Growers of the present day.

In the plan of a Rose Garden, as shown on page 231, the designer has aimed at simplicity in construction together with effect, easy maintenance, and its suitability for most gardens.

The central feature is a pergola constructed of Larch Poles, which will carry 16 Rambler Roses, preferably of the Wichuraiana class. These should be planted in pairs opposite each other.

The pergola is broken in the centre by a bed of Standard Roses. The pathway under the pergola and round the centre bed should be of crazy paving. The whole of the ground plan should be of grass.

On each side of the pergola are three beds, which should be planted with the best varieties from the H.T. Section; this class gives a wide range to select from, the most pleasing effect being obtained from a bed containing one variety only. This, however, is optional, and entirely a matter of individual taste.

The side beds are planted with Weeping Standards between small beds of Polyantha Roses, there being five Weeping Standards on each side.

If it is possible to construct the garden on a lower level than the surrounding ground, the effect obtained from looking down on the Roses in bloom is most delightful.

The question of a colour scheme now presents itself; this, again, must be left to the taste of the individual. The following scheme is, however, suggested:—

Pergola.—Alberic Barbier, lemon; Excelsa, scarlet; Dorothy Dennison, shell-pink; Mermaid, pale yellow; American Pillar, carmine; Paul's Scarlet Climber; White Dorothy; Dorothy Perkins, pink.

Bed Dividing Pergola.—Standards: One each of Earl Haig, crimson; Snow Queen; Mme. E. Herriott, coral; Caroline Testout, pink; Hugh Dickson, red; Ophelia, pale pink; Ethel Somerset, rose; Golden Emblem; La Tosca, pink.

Beds on Each Side of Pergola.—Betty Uprichard, copper-carmine, shaded to salmon-pink; Sunstar, yellow and cerise edged (centre bed); Lady Maureen

Stewart, deep scarlet; Rev. Page Roberts, yellow, tinted buff; K. of K., bright scarlet; (centre bed), Mrs. Henry Morse, rose-pink.

Outside Beds.—No. 1: Excelsa (Weeping Standard); Evelyn Thornton, Crimson Poly.; Alberic Barbier, Standard; Mme. N. Levavasseur, Crimson Poly.; White Dorothy, Standard; Mrs. Cutbush, Pink Poly.; Paul's Scarlet Climber, Standard; Eugenie Lamesch, Orange Poly.; Dorothy Dennison, Standard.

Bed No. 2.—Emily Gray, Standard; Leonie Lamesch, coppery-red Poly.; Dorothy Perkins, Standard; Katherine Zeimet, White Poly.; American Pillar; Standard; Jessie, Cherry Poly.; Francois Juranville; Mme Levavasseur, Pink Poly.; Mermaid.

In many gardens the owner desires quite a number of varieties, and with careful selection as regards to colour and habit of growth a most pleasing effect can be obtained by planting several varieties in one bed.

In the list given here will be found varieties of outstanding merit and in every way reliable.

Crimson and Scarlet.—General MacArthur, Red Letter Day, Col. Oswald Fitzgerald, Covent Garden, Charles K. Douglas.

Deep Pink Shades.—Ethel Somerset, Mme. Abel Chatenay, Mrs. A. Glen Kidston, Caroline Testout, Mrs. Bryce Allen.


Pale Pink Shades.—Lady Pirrie, Ophelia, Pharisæer, Viscountess Folkestone, Isobel.

Coral and Copper Shades.—Mme. E. Herriot, Los Angeles, Lamia, Irish Afterglow.


Yellow.—Mrs. Wemyss Quin, Christine, Lady Hillingdon.

Apricot Shades.—Mrs. C. V. Haworth, Frances Gaunt, Mme. Melainie Soupert, Irish Fireflame, Independence Day.

White and Cream.—Mrs. Herbert Stevens, Mme. Jules Bouché, Edith Cavell, Molly Sharman Crawford, Kootenay.



— Scale —





DICKSON'S
"HAWLMARK"
NEWTOWNARDS,
C^o Down.
THE
ROSE
SPECIALISTS



By Royal
Appointment. *Lists Free*

What firm has contri-
buted more to the
evolution of
The Modern Rose.

?

A Rose Garden Planting Scheme

BENJAMIN R. CANT AND SONS.

The old firm of "Cant, of Colchester," founded in 1765, was, in early years, mainly devoted to general nursery stock, seeds, etc., with a few of the old Roses then in vogue, such as "China, Austrian Briars, Damask, Provence, Bourbon," and others of the same period. The firm has been carried on by the "Cant" family in direct line ever since.

The late Benjamin R. Cant (father of the present proprietors) became greatly interested in Roses about the year 1850, and eventually gave up all other departments of horticulture to devote his energies entirely to the development of the Rose.

In the plan of a Rose garden, as shown on page 235, the smaller middle circle is devoted to nine standard Roses. The centre plant of all, naturally, should be slightly taller than the rest. Here it will be as well to have nine different varieties and different colours, and for reliable sorts one cannot be wrong in selecting such as "Hugh Dickson, Caroline Testout, Golden Emblem, La Tosca, Ulrich Brunner, Marie Van Houtte, Snow Queen, Mme. Herriot, J. P. Clark." These are all strong growers, forming fine heads, and will soon make specimen plants.

In the two larger circles, divided into eight parts by the pathways, the four right-angle beds nearest the inner circle will hold 30 plants each put in two feet apart, with a margin of one foot at the sides, and the four outer beds 36 plants each, put in the same distance apart.

It is desirable that each bed should contain one variety only, or two at the very most. This massing of a sort gives by far the most pleasing effect.

Here is given a list in variety of colours, all of which, in their way, are reliable and effective for massing :—

Crimsons and Scarlet.—Charles K. Douglas, Crimson Emblem, Covent Garden, Gen. McArthur, Mrs. E. Powell.

Pink and Shaded Pink.—Mme. Abel Catenay, Mme. Segond Weber, Mrs. Alfred Tate, Mrs. Geo. Shawyer, Mrs. Henry Morse, Queen of Fragrance, Mrs. E. G. Hill, Mrs. W. Christie-Miller.

Flesh and Pale Pink.—Ophelia, Prince de Bulgarie, Pharissær, Viscountess Folkestone, G. Nabonand.

Coral-Reds.—Lyon Rose, Los Angeles, Lady Alice Stanley, Mme. E. Herriot.

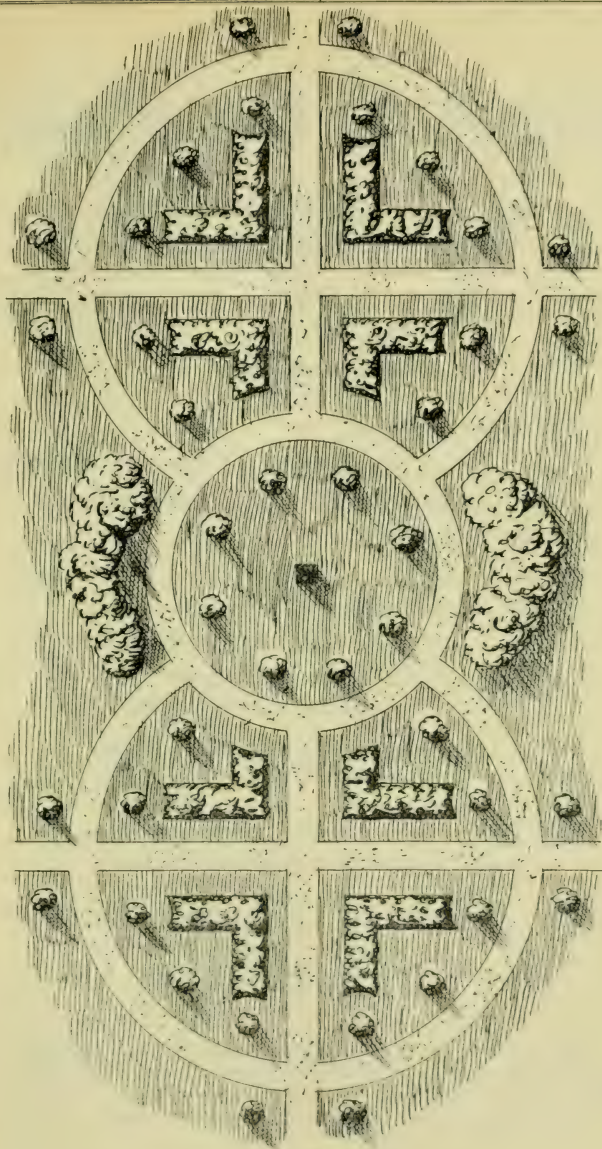
Yellow and Shaded Yellow.—Mme. Ravary, Lady Hillingdon, Christine, Duchess of Wellington, Golden Ophelia, Rev. F. Page-Roberts, Lady Pirrie, Mme. Melanie Soupert.

White and Cream.—Edith Cavell, Molly Sharman Crawford, Mrs. Herbert Stevens, Mme. Jules Bouché, Phœbe.


The 20 single plants indicated with the large circles in conjunction with the right-hand beds of bush plants should be Half Standards of the same variety and of similar colouring to the Rose they are opposite.

The twelve plants commanding the pathways outside the circles should be tall weeping Standards of such varieties as Alberic Barbier, American Pillar, Dorothy Perkins, Excelsa, Françoise Juranville, Lady Godiva, Mermaid, Scarlet Climber, Emily Gray, etc., and should be planted in pairs.

The two clumps of bushes enclosing the centre circle may be planted with some of the more rampant growers or some of the semi-climbing varieties, such as "Effective, Gruss an Teplitz, Lady Waterlow, W. A. Richardson, Zephyrine Drouhin"; or, if preferred, some of the old-fashioned Provence and Damask Roses—"Maiden's Blush, Crimson Damask, York and Lancaster, Rosa Mundi." These are always delightful and deliciously fragrant.



SCALE.



Benjamin R. Cant & Sons, The Old Rose Gardens, COLCHESTER.

The finest Roses in the World - Direct from the
Original Firm.

—: (ESTABLISHED 1765). :—

WINNERS OF

The Champion Challenge Trophy of the
National Rose Society Fifteen Times.

THE QUEEN'S CUP.—Presented by Her
late Majesty, Queen Victoria.

THE KING'S CUP.—Presented by
His Majesty, King George V.

Also numbers of other Cups, Medals, and First Prizes
at various shows throughout the Country.

The Most Successful Growers and Exhibitors
for the past Fifty Years.

*Benjamin R. Cant & Sons' Catalogue and Guide
is the best Published—sent post free.*

The Late Very Rev. S. Reynolds Hole (Dean of Rochester and First
President of The National Rose Society) said :—

“No Roses in the World can come up to those of
BENJAMIN R. CANT.”

Benjamin R. Cant & Sons will be pleased to advise intending
purchasers the most suitable varieties of Roses for special positions for
Beds, Borders, Pergolas, Arches, Walls, &c.; and if necessary
arrangements can be made for an expert to attend on the spot.

Roses shipped to all parts of the World.

Telegrams: “Ben Cant, Colchester.” Telephone: 226 Colchester

A Rose Garden Planting Scheme

HUGH DICKSON, LTD.

The business of Messrs. Hugh Dickson, Ltd., founded by the father of the present proprietors well over half-a-century ago, is situate at the base of the hill which surrounds the progressive, if turbulent, City of Belfast.

Specialising in Roses from his earliest years, Mr. Hugh Dickson, senior, soon made his expert knowledge felt, so that the Roses grown at his nurseries are now known and grown in every country of the world.

To the public generally the firm are specially known for the number and quality of the many new Roses of sterling merit which they have introduced. They introduced that greatest of all red Roses, "Hugh Dickson," sent out in 1904, including many of the greatest garden Roses of the day.

A simple and effective planting for a Rose garden is given in accompanying plan, which will be found equally effective on the flat or with a slope either to or from the house. The outstanding feature is a Pergola running from the boundaries of the garden to a central bower, with raised conical dome in the form of an octagon.

The eight supporting pillars, of which, planted with the vigorous and hardy "American Pillar," with its handsome, persistent, glossy foliage and large trusses of single Rose-pink flowers, will make an effective centre piece.

The 32 columns supporting the four radiating walks should be planted in pairs of a variety of the choicest of the Wichuraiana Hybrids, which would completely clothe the Pergola in a couple of years.

The Pergola practically divides the Rose garden into four groups of eight beds each, with six standards between the beds and a tall weeping standard in the centre.

These beds, to give the best effect, should each

be planted with one variety only, the four corner beds each requiring 30 plants and the four centre beds 12 each, making altogether 16 beds of 30 plants in each bed and 16 beds of 12 plants each.

For the 16 larger beds, taking each four separately, we recommend the following, viz. :—

No. 1.—Hugh Dickson, La Tosca, Frau Karl Druschki, and Caroline Testout.

No. 2.—Augustus Hartmann, Gorgeous, Chas. K. Douglas, and Margaret Dickson Hamill.

No. 3.—Red Letter Day, Lady Pirrie, T. F. Crozier, and Miss Cynthia Forde.

No. 4.—General MacArthur, Lady Greenall, Mme Jules Bouché and K. of K.

For the 16 smaller beds in the centre in the same order.

No. 1.—Marjorie Bulkeley, Colonel Oswald Fitzgerald, Mrs. S. K. Rudge and Almander Emslie.


No. 2.—Los Angeles, H. P. Pinkerton, Molly Bligh, and Ophelia.

No. 3.—Mr. F. Dreer, Mrs. George Shawyer, Golden Spray, and Countess Clanwilliam.


No. 4.—Blushing Bride, Lieutenant Chance, Christine, and Mme. Abel Chatenay.

The walk immediately surrounding may be either gravel or crazy paving at discretion, with grass verge between it and outer border.

This outside border about 5 feet in width, planted with groups of irregular outlines varying from 3 to 12 plants of a variety according to the vigour of each variety of Dwarf Polyanthas, Chinas, Singles, and Species, will give to the Rose garden a distinctiveness and variety frequently wanting. The background or boundary of this border being planted with the more vigorous of the Chinas, such as Felleberg, the Rugosas as Schunberg, Ripens Alba, Mme Chas. Worth, etc., and Species as Moyesu, Pomifera, Alricia Pteracantha, Hugonis, Rosa Mundi, etc., each in groups of three or four plants, not planted to make a stiff outline or hedge effect, but to gradually merge in the general garden surroundings.



SCALE



DICKSONS'

Champion Irish Roses.

¶ Have only the Best.
The Best are the Cheapest.

This is the age of Specialists—write to us for advice about your Rose Garden. We have been Specialists in Rose Culture for the past 60 years.

Rose Gardens designed and Planted.

Estimates and designs given for the complete equipment and planting of Rose Gardens of every size and type also for the renovating and remodelling of old gardens. ::

Hundreds of thousands of the hardiest Roses grown in the cold north, are available for Beds, Arches, Pergolas, Climbing, Weeping and Grouping in any and every position which a Rose can adorn. :: :: ::

Catalogue on Application.

HUGH DICKSON, LTD.,
ROYAL NURSERIES, BELFAST.

A Rose Garden Planting Scheme

FRANK CANT & CO.

With Messrs. Frank Cant and Co. the utmost importance is invariably attached to the individual requirements of those who are in doubt upon any point in connection with Rose growing, and no difficulties are too comprehensive or too trivial to receive valuable assistance in the form of a candid opinion.

The composition of the firm is entirely a family concern, comprising Mr. Frank Cant and his two sons,

One of the perhaps most interesting departments of the business is hybridisation or the creation of novelties. Here again Messrs. Frank Cant and Co. have excelled in a marked degree, and there are hundreds of magnificent seedlings, many of them still unnamed, undergoing the most exacting tests prior to their distribution.

Two of their latest novelties are Yvonne and Snowflake, both wichuraianas "par excellence," were awarded the gold medal of the National Rose Society, with the additional coveted honour of the Cory Cup, awarded for the best seedling climbing Rose of the year.

Of those to come, Captain F. S. Harvey-Cant, Mrs. F. S. Harvey-Cant, Mrs. Alfred West, Lady Worthington Evans and Babs are perhaps the cream.

The packing methods, both for delivery of plants at home and also for foreign shipments, have been reduced to a fine art, and with such consummate success that the loss of even one per cent. from transit exposure is a very rare occurrence.

In co-operation with the Rose business this firm possesses two farms, one at West Bergholt, comprising 150 acres, and the other at Elmstead, with 400 acres, where the land is specially cultivated for the growing of Rose trees.

If we study the drawn plan, and call the second on the right No. 1, reading round the centre of the plan like a clock, we shall have eight beds with their standards to a colour scheme, the four colour beds with

their weeping standards will lend to the general effect, and these beds, reading from the right-hand top corner, we will number 9, 10, 11 and 12. The arbours at each end we will call 13 and 14, and the Pergolas 16 and 17. The following planting scheme will give an effect hard to excel.

Bed No. 1.—Lady Hillingdon or Lady Roberts, with standards or half-standards of either variety.

Bed No. 2.—Red Letter Day or K. of K., with standards or half-standards of these varieties.

Bed No. 3.—Mme. Jules Bouche or Mrs. Herbert Stevens, with standards or half-standards.

Bed No. 4.—Mme. A. Chatenay or Caroline Test-out, with standards or half-standards.

Bed No. 5.—Golden Emblem, with standards or half-standards of this variety.

Bed No. 6.—C. V. Hawthorn or Augustus Hartmann, with standards or half-standards.

Bed No. 7.—Clarice Goodacre or Ophelia, with standards or half-standards of these varieties.

Bed No. 8.—Mrs. Alfred West or Mrs. B. J. Walker, with standards of these varieties.

Bed No. 9.—Weeping Standard Gardenia in centre, with dwarf golden Emblem or Perle d'Or.

Bed No. 10.—Weeping Standard Minnehaha in centre, with Orleans as a dwarf.

Bed No. 11.—Weeping Standard Aviateur Bleriot or Leontine Gervais in centre, with dwarfs of Los Angeles or President Bouché or Perle d'Or.


Bed No. 12.—Weeping Standard Excelsa in centre, with dwarf Hugh Dickson or Jessie.

Bed No. 13.—Rose arbour of Excelsa or Coronation


Bed No. 14.—Rose arbour of Snowflake or Alberic Barbier.

Bed 16 & 17.—Pergola of Yvonne.

The surround of the Rose garden should be planted with Austrian Yellow or Austrian Copper, mixed with Blanc Double de Coubert to form a low hedge.



SCALE



CANT'S

CHAMPION

ROSES.

New Pedigree Seedling Roses—

SNOWFLAKE (Wichuriana).

A lovely snow-white rambler, the individual flowers have the appearance of miniature snowballs, it is free flowering; the trusses are large and graceful carried on long stems. Late flowering and mildew proof. Awarded Gold Medal and Cory Cup, N.R.S. 1921. PRICE 10/6.

Mrs. ALFRED WEST (H.T.)

A novelty of unsurpassed beauty, bright shrimp pink, in the bud stage the flowers are edged with deep coppery apricot, intermixed with orange, which as the flowers expand gives place to a soft clear salmon pink, large and pointed with deep shell petals, carried on erect stems in great profusion. PRICE 10/6.

YVONNE (Wichuriana).

A worthy addition to this section, delightful glossy foliage, mildew proof, neat, pretty buds, perfect shape. Colour, a charming shade of pink with deeper pink centre and yellow, base, late flowering. Awarded Gold Medal and Cory Cup. N.R.S., 1920. PRICE 5/-.

Further details of above, and Catalogue from:—

FRANK CANT & Co. *The Braiswick*
Dept., R.E. *Rose Gardens,*

Telephone 182.

COLCHESTER.

“ Grumbles from New Rose Raisers ”

and how Roses are Raised.

The raising and testing of new Roses is an expensive process and entails careful, painstaking work to bring results. The uncertainty of the work, and the space and time required to prove out seedlings is something that few people realise.

The raisers and distributors of new Roses are entitled to more charity and less censure than they receive, as it is practically a labour of love, and rarely does a raiser make any money out of this end of his business.

When varieties distributed in good faith prove disappointing, the grower should take his share of the medicine uncomplainingly, as the raiser has done before him, of the loss of time, land, and square feet of glass. These disappointments and losses are incident to the onward progress and improvement of the Rose.

The firm of Samuel McGredy & Son, Portadown, have for very many years been noted for their research in Roses, and any person who grows Roses of any description is almost certain to have some of their creations in their collection.

The average person has little or no idea of the time spent and the number of Roses that have to be raised, grown, and tested before this firm finds one variety which they consider fit to send out, or even add to their general collection.

Cross fertilisation requires time and patience, and is extremely uncertain of even first results. First of all one must get the plants in bloom, and then wait for pollen, or wait for the parent plant to be in a condition to take the pollen, and in McGredy's, where

from three to four thousand different varieties, mostly home-raised seedlings, are housed in one huge glass structure, one will have some idea of the patience and time that must be exercised waiting for certain crosses

If a cross takes and the seed sets, there are scores of hazards before the hip ripens, almost a year afterwards. Records are kept of every cross, and characteristics of any Roses as parents can be traced back many years and improved upon.

As soon as seed ripens, conditions must be watched for sowing, and a hundred perils assail the tiny seedlings, from mice to mildew, as they come up. Once potted the little plants must be pushed on into larger sizes before a character bloom can be seen and mature judgment made.

The next stage is outdoor; any plant showing promise under glass is budded outside in the open and the following year tested again. It still promising a larger number are worked, and the following year tested properly and the true value estimated as near as possible. If considered worthy, and up to the standard laid down by Messrs. McGredy the variety is then shown and distributed, this adding another period of from one to three years from time of crossing. Thus it will be seen that the average time is about five years from the time two varieties are crossed until the general public sees them.

Messrs. McGredy's testing fields are a wonderful sight to any Rose lover. There is an average of a hundred thousand new seedling plants tested yearly, and the wonderful new colours and formations can be seen and tested, against the acres of standard varieties grown by them, and nothing pleases the firm better than to "show off" their improvements to any person interested. The huge strides in this direction can be better appreciated when compared against the varieties of ten to twenty years ago

After testing at home the Roses are then tested

in America to find out if they are suitable for the American climate and for drastic forcing there.

The foregoing gives those who enjoy the Queen of Flowers some idea of how they are obtained, and shows how Messrs. McGredy raise such wonderful varieties as the Queen Alexandra Rose, Lord Lambourne, Mabel Morse, Lord Charlemont, Diadem, Admiration, Courtney Page, Golden Emblem, Una Wallace, Princess Victoria, Christine, Mrs. Charles Lamplough, Mrs. Redford, Mrs. Henry Morse, etc., etc.

Before a new Rose is distributed one of the greatest difficulties the raiser has to face is its colour description. Even with the aid of the colour chart, whose colour is so minute as to depict of white alone no fewer than sixty tones, new hues and colours are always coming forth, such as in Lord Lambourne, which are unnameable to the raisers' satisfaction.

Parliament should give patent rights to a raiser of a new Rose or plant, and all growers should help to secure such a law, for then the stimulus to raise new Roses or plants would certainly result in attracting many more intelligent hybridisers to this interesting field, as there would then be some chance of being repaid for the brains and labour involved.

The Rev. J. Jacob aptly misquoted Kipling in "The Garden" in this manner :

" You know McGredy's Roses ; but his Roses are not made,
By saying ' Oh, how beautiful ! ' and sitting in the shade."

By Appointment to



His Majesty the King.

ROSES

The most Modern and Up-to-date Collection in the World, containing Roses both new and old for every purpose.

INSPECTION INVITED.

Our NEW Roses are famous the World over.

The Daily Mail of 23rd September says :

McGREDY'S ARE THE LEADING RAISERS.

Descriptive New Rose List on Application.

SPECIAL QUOTATIONS FOR QUANTITIES.

General Rose, Fruit Tree, Seed, Bulb and Shrub, etc., Catalogues **POST FREE** on Application.

Please state which Catalogue required.

Raisers of the World - Famed
GOLD MEDAL ROSES.

SAMUEL McGREDY & SON,

Royal Nurseries,

PORTADOWN, Ireland.

A Rose Garden Planting Scheme

CHAPLIN BROS.. LTD.

Messrs. Chaplin Bros.' nurseries are situated in the north of Enfield and south of Waltham Cross, on the main road to Cambridge, where Roses are grown in large quantities of the newest and most up-to-date varieties, and also all old varieties of any merit.

They have introduced many new varieties, some of which have become most popular, and specimens of which may be seen at all the leading exhibitions, where for many years Messrs. Chaplin Bros. have been successful exhibitors and winners of prizes. Intending purchasers, however, can do much better for themselves, and form a greater appreciation of the quality and usefulness of their plants, by seeing them growing in the open fields, where habit and character are noted far better than on the exhibition bench. For that purpose Messrs. Chaplin are always ready to show to all visitors their Roses, and give any information at their command in respect of the growing of the same.

As regards the varieties suitable for varied purposes, growth and colour effect can be better seen when trees are viewed growing by the hundred at the nurseries.

Joyning's nurseries are only 12 miles from London and a mile from Waltham Cross station, and trams and 'buses pass the premises at all times of the day, so that the Rose loving public can easily pay a visit.

In conjunction with the nurseries they have a farm situated on the Theobald Estate, where large collections of plants are grown for Covent Garden and retail trade. The best time for visiting the nursery and farm is from the 1st of July to the 30th of September, when they cordially invite inspection.

Messrs. Chaplin Bros. supplied the gardens at Cairo with Roses during Lord Kitchener's term of office in Egypt; and with his permission, named one of

their seedlings after him. The Roses sent out gave great satisfaction, and were much admired, as all grew very profusely, the climate of Egypt being very suitable. This was evinced by the number of repeat orders that came from Lord Kitchener and his personal friends.

A small planting scheme for the accompanying plans may be best got out as follows:—



Top Plan.—For the bed on the right the colour to be selected should be yellow, with 12 trees of each variety: Mrs. Wemyss Quin, Christine, and Golden Emblem. For the bed on the left the colour to be selected should be red, with 12 trees of each variety: Red Letter Day, Charles K. Douglas, K. of K. For the top bed the colour to be selected should be deep pink, with 12 trees of each variety, Mrs. Henry Morse, Mrs. Henry Bowles, Lady Ashton. For the bottom bed the colour to be selected should be light pink, with 12 trees of each variety, Edith Cavell, Ophelia, Mrs. H. Stevens.

The small beds in each triangle are planted with Roses to blend in colour as follows:—Right-hand bed, Isobel; left-hand bed, Innocence; top bed, Irish Elegance; bottom bed, Waltham Flame. The standards should be planted in pairs of Ophelia, Hugh Dickson, Snow Queen, Caroline Testout. The surrounding hedge should be of box or yew.

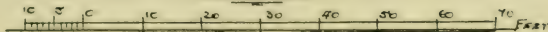
Bottom Plan.—Reading from the top right-hand side and round the plan clockwise, the large beds should be planted in each case with three varieties: No. 1, Ophelia, Red Letter Day, G. Grünerwald, No. 2, K. of K., Prince de Bulgarie, Isobel. No. 3, Waltham Flame, Mme. Edouard Herriot. No. 4, Mrs. Henry Bowles, C. K. Douglas, Hadley.

The standards would be Lady Ashton, Hugh Dickson, Charles K. Douglas, Ophelia, Caroline Testout, Waltham Crimson.

In the centre we advise a weeping Rose or sundial, and, as in the top plan, a box or yew hedge. Well-laid turf with gravel paths and garden seats, complete the two plans.



SCALE



Gold Medal ROSES

— Some of Chaplin's Novelties. —

Mrs. HENRY BOWLES (H.T.)

We have much pleasure in introducing this most sterling novelty. Habit of growth is upright and free, the blooms are of unusual substance and lasting quality, beautifully pointed and carried on upright stems. Colour, warm rosy pink, shaded with salmon orange and is quite distinct from any other pink rose yet introduced, and we are quite certain this Rose will find its way into every Rose lover's garden. The finest novelty we have yet introduced. Awarded Certificate of Merit, N.R.S. Silver Medal City of London Show. Plants from open ground 3s. each. Standards 6s.

Mrs. BESSIE CHAPLIN (H.T.)

An enormous flower of great substance, measuring seven to nine inches across, the growth is strong and upright, every stem bearing a large flower fit for exhibition. We have this season cut nine large flowers from a single plant. Colour bright pink, shaded deeper towards the base. Awarded First Prize for 12 blooms of any one variety at Croydon Show, also Silver Medal, City of London Show. Plants from open ground 3s. each. Standards 6s.

WALTHAM FLAME. (H.T.)

A very delightful Rose of unusual colour—a deep terra-cotta shaded with bronzy orange. Very free and perpetual and a good bedding variety.

Plants from open ground 2s, 6d.

— **WRITE FOR CATALOGUE.** —

¶ We hold large stocks of up-to-date Varieties in dwarf and standard trees at lowest market prices. Expert advice given on Roses and Fruit Trees. Write to—

CHAPLIN BROS., LTD.

Joynings Nursery, **WALTHAM CROSS.**

Telegrams: JOYNINGS, WALTHAM CROSS.

The Rose Gardens

OF
THE BURBAGE NURSERIES, LTD.

The most complete collection of Roses in the world is "La Roseraie de l'Hay," situated a few miles out of Paris, where the late M. Jules Graveriaux, after a quarter of a century of devoted labour, got together an almost complete collection of 7,500 varieties, which in 1914 covered about five acres of ground. An interesting account of this collection was published in the National Rose Society's Annual of 1914.

The Burbage collection of Roses is on a much smaller scale, though in its own way it is unique. At present it comprises about 2,500 varieties of old and new Roses, and they are scientifically arranged and systematically displayed in a series of Rose gardens.

1.—THE GARDEN OF WILD ROSES.

First, there is a garden of wild Roses a quarter of an acre in extent, in which about 500 species and natural hybrids from different parts of the world are planted.

These are arranged in their natural sections, groups, species and varieties, and at the same time illustrate the geographical distribution of these forms of the genus ROSA in the different countries and continents. An interesting feature of this garden of Wild Roses is the addition of each species-group of representatives of the garden hybrids derived from them. These are arranged in chronological order, so that all the steps in the evolution of the modern garden Rose from the wild species can be seen at a glance.

2.—THE GARDEN OF ROSE "SPORTS."

The garden of Rose "Sports" also covers about a quarter of an acre, and contains a fairly complete collection of the recorded bud-variations or "Sports" in the genus ROSA that are still in existence.

These "Sports" are grouped and planted side by side with their bud-parents.

In addition to these are a large number of

“Sports” found at Burbage, which are being tested as to their stability and variability.

In this garden there is also a collection of all the existing Moss Roses, many of which are bud-sports of the old Moss Rose or the old Cabbage Rose.

3.—THE GARDEN OF PEDIGREE ROSE STOCKS.

This covers an area of rather more than half an acre, and contains a collection of individual bushes of various species, varieties and hybrids, suitable for producing Rose Stocks, either from seeds or cuttings.

Most of these have been selected from the pedigree and pure line cultures carried out at Burbage on Mendelian lines from 1908 to 1914, while others have been collected from various parts of the Continent and America.

The Stocks propagated from these bushes are tested annually in the Rose nurseries.

4.—THE GARDEN OF PEDIGREE ROSES.

In this garden are planted out the hybrid and seedling Roses that have been raised at Burbage. Since the war this work has been rapidly extended, and last summer (1921) about 5,000 Stocks were budded with Burbage seedlings and hybrids, while fruits representing more than 1,000 crosses were harvested both under glass and out of doors.

5.—THE GARDEN OF THE THOUSAND BEST ROSES.

This garden covers about half an acre, and contains one or more plants, each of the Thousand Best Roses, together with one bed, each of about twenty of the most popular varieties of the day. The method of selection adopted is to plant *all* the novelties of each year in this garden as soon as they can be obtained from the raisers in all parts of the world.

These are grown on and tested for three years at least, and those that make good are retained, while the rest are taken away each year. The remainder of the thousand are made up of the best of the older varieties left from the annual culling.

This provides a useful test-garden for the new

Roses, and the annual catalogue is made up from the Roses in this garden.

6.—THE ROSE NURSERIES.

The Rose Nurseries cover about twenty acres, of which fifteen acres are devoted to dwarf Roses, two acres to Standard Roses, and three acres to Pedigree Rose stocks (cuttings and seedlings).

About 1,200 varieties are propagated annually by budding the pedigree and selected stocks.

While the more popular Roses are grown by the thousand, the distinctive feature at Burbage is the propagation and production of rare old and new Roses.

Since the war many of the old Roses have gone out of cultivation, and such an old and worthy favourite as the old pink Moss Rose is to-day difficult to procure anywhere true to name.

At Burbage these old and rare varieties can still be obtained, together with a large number of other uncommon garden varieties, wild species and hybrids.

For upwards of a century Burbage Roses have been noted for their sturdy vigour and hardiness, and are fitted to thrive in any district after being reared in High Leicestershire.

The Burbage Nurseries were founded in 1773 by Benjamin Hurst, the great-great-grandfather of Major C. C. Hurst, D.L., J.P., F.L.S., the present chairman of the Burbage Nurseries, Ltd., who is better known as one of the pioneers of Mendelism, and whose scientific experiments and researches in the genetics of plants, animals and man during the last 25 years are recorded in the scientific journals at home and abroad.

The managing director of the Burbage Nurseries, Ltd., Mr. George Geary, F.R.H.S., has been connected with the firm for nearly forty years, having passed through all the stages of his profession, and he is well known in Leicestershire and Warwickshire as a horticultural judge and lecturer.

The three remaining directors of the firm are all practical Rose growers with a wide experience.

Established 1773.

BURBAGE

ROSES . . .

on Pedigree Stocks.

Two thousand Varieties grown.



Descriptive LIST of ONE
THOUSAND Varieties or
Abridged List of One Hundred
Popular Varieties Free.



For Artistic Designs of Rose
Gardens, apply Burbage Nur-
series.

The Burbage Nurseries, Ltd.,

(Managing Director - - G. GEARY, F.R.H.S.)

Near HINCLEY, LEICESTERSHIRE.

A Rose Garden Planting Scheme

HENRY MERRYWEATHER & SONS.

The firm of Henry Merryweather and Sons, Ltd., was established by the present managing director, Mr. Henry Merryweather, in the year 1856, and from the first the Rose at once fascinated the founder. In addition to this, he became acquainted with Dean Hole, who at that time was Vicar of a parish about ten miles distant from Southwell. They became great friends, and both exhibited at the same shows for many years.

Mr. Henry Merryweather to-day relates many very precious recollections of those days, including the first Rose show at St. James' Hall, London, before the National Rose Society was formed. His acquaintance with Dean Hole, together with the fact that the soil of Southwell and district was found to be ideal for the cultivation of the Rose, developed in him his love for the Queen of Flowers. The firm has always made a special line of Rose cultivation, and to-day Southwell Roses, like the British Empire, encircle the globe.

The accompanying plan is that of a Rose garden, in geometrical design, which promises, of course, an ideal setting for a sun-dial in the centre.

The border surrounding the dial should be of dwarf Polyantha Roses, and we suggest either Ellen Poulson, which is a cherry Rose in colour, or that wonderful Rose, Rodhatte, which is rather brighter and possesses larger flowers; both are constantly in bloom. There are four arches which should have four plants of one variety to each, and we suggest Excelsa, Emily Gray, Dorothy Perkins or American Pillar, and Alberic Barbier.

There are twenty-four standards; the majority of these should be made up of the best varieties for this form, and we select twelve as follows:—Caroline Testout, General MacArthur, Frau Karl Druschki, George Dickson, Gruss an Teplitz, Lyon, Madame Herriot, Mrs. E. Powell, Richmond, Capt. Hayward, Hugh Dickson, and Ulrich Brunner. Then we advise at

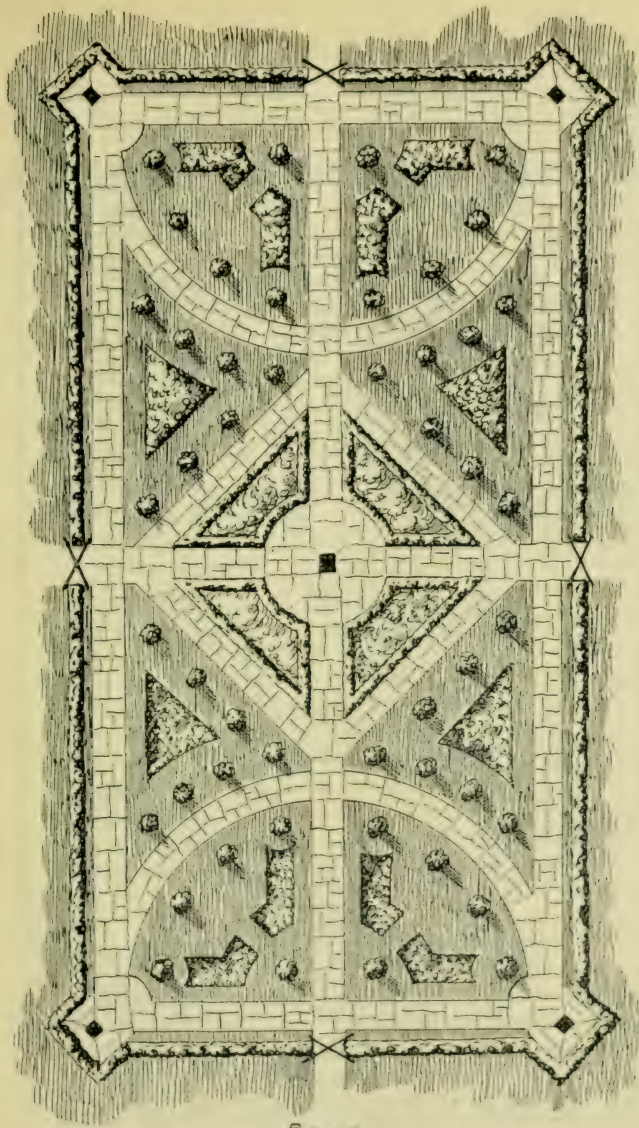
least six weeping standards, but this number could be added to or done without, according to the wish of the planter, as certainly they are not everybody's fancy; but if they are desired the best varieties for the purpose are Alberic Barbier, Dorothy Perkins, Emily Gray, Excelsa, Goldfinch, Hiawatha, Paul Transon, and René André.

For the beds our suggestion would be, that within the semi-circular paths at each end, the four beds should be devoted to one colour at each end. We suggest at one end four beds of yellow Roses, and at the other end four beds of red Roses; the beds will each take twenty-four plants, and we suggest for the yellow section, Mrs. Wemyss Quin, Golden Emblem, Christine, and the Duchess of Wellington or Margaret D. Hamill. In the red section we suggest Château de Clos Vougeot, W. C. Gaunt, Hugh Dickson, and General MacArthur; the two latter are stronger growers than the other two. If all of a size are required in place of the two latter, we suggest Richmond and Red Letter Day.

The four triangular beds in the central section will take about thirty or thirty-six plants; here we suggest that the colour scheme should be salmon pink, and two trees we would suggest would be Henrietta and two Los Angeles.

This will leave the four central beds, each of which should have a border of the Munstead Dwarf Lavender, and inside each bed pink Roses. It will take about twenty-four to thirty Roses to each bed, and we suggest as the four varieties, Caroline Testout, Lady Alice Stanley, La Tosca, and Mrs. Henry Morse, or perhaps some would prefer Madame Segond-Weber or Mrs. W. C. Miller. There is such a wide selection of pink Roses that the planting scheme can be varied almost to any shade of pink the planter most fancies.

This completes a suggestion for our Rose garden plan, except for the pillars at each corner, and here we suggest two pink Roses and two red, in which case nothing could be better than for pink Zephirine Drouhin, and for red Gruss an Teplitz.



-SCALE-

10 20 30 40 feet

Merryweather's Roses

have a World-wide Reputation. Strong and sturdy always they defy competition. We have Roses to suit all localities and positions.

ROSES

FOR THE GARDEN!
FOR EXHIBITION!—
FOR B B DS! ———
FOR EVERYWHERE!

We shall be glad of your inquiries.

DO YOU WANT FRUIT TREES

FOR
ORCHARD PLANTING
GARDEN PLANTING
PLEASURE——PROFIT
—— OR BOTH. ——

Don't fail to plant
BRAMLEY'S
SEEDLING.

The most profitable
Apple grown, OR

The Damson of
the future,
"MERRYWEATHER."

Send for particulars of this
great acquisition.

FRUIT TREES OF ALL KINDS TO
SELECT FROM.

A Grand Stock of
ORNAMENTAL TREES,
HERBACEOUS PLANTS IN GREAT VARIETY.

Send for Catalogue, full of interesting information, post
free on application to

H. MERRYWEATHER & SONS,
SOUTHWELL. NOTTS. **LTD.**

A Rose Garden Planting Scheme

WILLIAM FERGUSON.

William Ferguson, of Dunfermline, who has been associated with Rose growing for over 27 years, sends Roses to all parts of the country, and also to Canada. The nurseries are situated close to the town of Dunfermline, and the soil is well suited for Rose culture. He is sending out this year (1922) for the first time a new seedling Rose of his own raising, viz., "Souv de R. B. Ferguson," which is of sterling merit. This is one of a very fine collection of seedling Roses which are now under cultivation in his nurseries, and which will be sent out in the near future.

On page 263 is a plan of a Rose garden which, if filled with Roses of first-class quality, consistent with a good colour arrangement, should have a magnificent effect during the flowering season and should last in flower from June until October. As regards planting arrangements, it would be better to keep one distinct variety in each bed. Starting from the centre there are four groups of beds and bowers, two beds and one bower in each group surrounding the lily pond; two groups of beds, the one opposite the other, could be kept all to one colour, viz., crimson selected from such varieties as Red Letter Day, Lieut. Chaure, Richmond, Gen. McArthur, Hugh Dickson, and Liberty. The bowers in these two groups could be Dorothy Perkins. The other two groups of beds could be yellow, selected from such varieties as Mrs. Wemyss Quin, Margaret D. Hamill, Madam Ravary, Lady Hillingdon, Golden Emblem, Souv. de Claudius Permet, and Harry Kirk. The bower or standard here could be Excelsa. The groups of the three triangular beds facing the crimson beds should be light shades, selected from Ophelia, La Tosca, James Ferguson, Clarice Goodacre, Pharisær, Gorgeous, and Lyon Rose. The opposite groups facing the yellow beds could be pink and cerise shades, selected from

Caroline Testout, Mrs. R. G. S. Crawford, G. C. Waud, Lady Pirrie, Souv. de George Beckwith, Mrs. Henry Morse, Madam Abel Chatenay, and Laurente Carle. The four three-cornered beds at either end of plan could be filled with the following varieties—viz., Frau Karl Druschki, Juliet, Mme. Melaine Soupert, and Donald McDonald.


The four weeping Standards placed between the triangular beds could be Minnehaha, Dorothy Perkins, Dorothy Dennison, and Lady Gay.

The forty-four Standards a selection of the best hardy sorts, such as Caroline Testout, Gruss an Teplitz, La Tosca, Gorgeous, Lyon Rose, Juliet, Mrs. J. Laing, Frau Karl Druschki, Ophelia, George Dickson, Hugh Dickson, etc. If a number of one variety is desired, balance them by keeping the same variety on either side of the walk. These should all be as near one height as possible.


The hedge here is important, and may be composed of the best Ramblers—viz., American Pillar, Excelsa, Hiawatha, Lady Gay, Paul Transon, Emily Grey, and Alberic Barbier, etc. These would require to be trained on a fence suited for the purpose, with a tall portion every ten feet or so, in order to break the formality.

Plant the bed Roses eighteen inches to two feet apart, and the hedge Roses about two and a half feet to three feet apart.

The crazy paving makes an ideal walk, which should be kept to the same level as the lawn.



- SCALE -



ROSES.

Hardy Scotch Grown Roses.

50,000 Plants to select from this season, 1922-23, comprising many of the latest novelties. All my Roses are budded on the Briar stock and the plants are of the best possible quality, being grown wide apart and on soil which is second to none for producing fibrous roots so essential for success when removed to other localities.

NEW SEEDLING ROSE.

Souvenir de R. B. Ferguson

(HYBRID BRIAR)

A most distinct and attractive novelty. The colour is very difficult to describe, viz., outside of buds splashed cerise and rose pink on apricot, full flower, back of petals rich apricot, front of petals shades vary between shell pink, apricot, etc., sometimes deeply shaded with rich rose pink and cerise with deep orange yellow at base. The full expanded flower is sometimes attractive with a deep shading of cerise in centre, growth is excellent, foliage deep green, stems beautifully garnished with spines of a deep red shade. A most continuous flowering variety, large well formed flowers which resist the wet remarkably, are produced without intermission, from June, till late in October.

Awarded first class certificate. Royal Caledonian Horticultural Society Show, Edinburgh, September 14th, 1921.

Certificate of Merit, N.R.S. Show, London, Sept. 22nd, 1921; will be distributed in June, 1922.

General Rose List published in October will be sent Free on application.

WILLIAM FERGUSON

ROSE GROWER.

6, Chalmers St., Dunfermline.
SCOTLAND

A Rose Garden Planting Scheme

R. WALLACE & CO., LTD. TUNBRIDGE WELLS.

The really satisfactory Rose Garden is one in which the utmost care and consideration has been given to all the circumstances throughout its development. The haphazard application of a geometrical design of beds, planted indiscriminately with one's favourite Roses, is not the way to achieve the greatest possible success. First the design should be what it is, because the site is what *it* is. In other words, the situation should be allowed to suggest the right design, and every position contains within itself the elements of the design most suitable, to depart from which is lack of harmony with the surroundings. Next, in planting, the colour grouping should be considered with a view to getting pleasing combinations in harmony or contrast. In planting such a garden as is illustrated on page 267, a delightful effect can be obtained by planting in the centre beds all the "sunset" tints, such as Mme. Edouard Herriot, Rayon d'Or, Mrs. C. E. Pearson, Golden Emblem, Mrs. Wemyss Quin, Duchess of Wellington, and Lady Hillingdon. Surrounding these in the next line of beds outwards the softly tinted creams, pale yellows and delicate pinks, of which the following are examples, Ophelia, Christine, Golden Ophelia, La Tosca and Lady Ashtown, can be introduced, and the strong colours, the crimsons and scarlets, such as General McArthur, George Dickson, Hugh Dickson, Chateau de Clos Vougeot, Ed. Bohane, Hawlmark Crimson, Hadley, Richmond and Liberty, massed in the outer beds. This gives at once a colour picture, framed in colour. The weakness of this scheme lies in the fact that it leaves a number of very desirable Roses unprovided for, and every garden should have at least one border in which these can be cultivated for their own personal attractions, and irre-

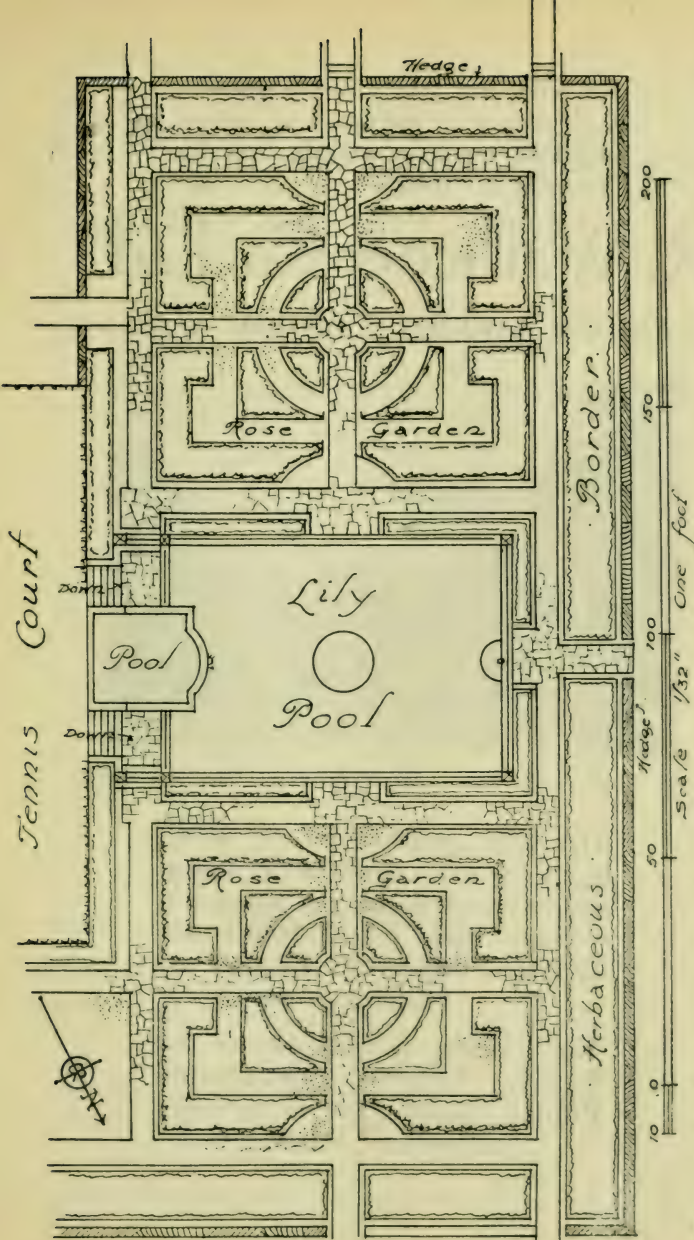
spective of colour grouping, which, however, need never be displeasing if a little care is exercised in the arrangement.

Where the area is large enough it is advisable to introduce attractions and interests that a garden devoted exclusively to Roses does not provide. Something analogous to that beautiful conception of Tennyson's—

“A garden of Roses
And lilies fair on a lawn.”

In the design here presented (by Messrs. R. W. Wallace & Co., Ltd., landscape and garden architects), the Rose garden is never without its interests. The Roses have the central lawns to themselves. They are surrounded with broad borders for Lilies, Iris, Pæonies, Delphiniums, and all sorts of herbaceous plants and annuals; also Tulips, Daffodils, and, indeed, all the spring flowering bulbs. The central Water Garden provides a varied note, and the conception of this combination of massed colour, an amplitude of restful green grass, the minimum of dry walks, the splash of falling water, and the exquisite reflections of reeds, rushes, and gently swaying water lilies, achieve all that the most ardent garden lover can desire. Each day brings its new interest, and each hour of the day its new delight. In the still morning light, colour. In the noonday heat, the cooling splash of the fountains. In the evening shadows, an air laden with fragrance.

That is the perfect garden in which every attribute combines to please, and lull the senses to that repose that only the good garden can provide.



Plan of the Rose Gardens at 'Brooklands.'

By R. Wallace & Co., Ltd.

All who are interested in outdoor gardening will find an hour or two profitably spent in looking over the Nurseries of Messrs.

R. Wallace & Co. Ltd.,

The Old Gardens, Tunbridge Wells.



The Rhododendron Walk in The Old Gardens, Tunbridge Wells.

The Old Gardens, situated on the high slope to the South of the Town, are very picturesque and abound in specimen trees, Rhododendrons, Azaleas, Japanese Maples and Conifers.

The Nursery is also famous for Roses, Lilies, Herbaceous Plants, Bulbs, and its unrivalled collection of Irises.

A Rose Garden Planting Scheme

THE LAKELAND NURSERIES,
WINDERMERE.

The Lakeland Nurseries (originally the firm of Mawson Brothers) is one of the few firms which includes really good class design along with the supply of hardy-grown Roses, Trees, Shrubs, Herbaceous Plants, Alpines, Hardy Ferns, Aquatics, etc.

The present managers of the firm have been trained in garden designing and landscape construction by Thos. H. Mawson, the author of "The Art and Craft of Garden Making," and the well-known lecturer on landscape design at the Liverpool University; and since taking over this firm have been responsible for many excellent garden schemes throughout the country.

In our illustration we show a garden that has been designed as a terminal feature centring on the house across a lawn and terrace.

Broad semi-circular spreading steps lead from the lawn to the Rose garden, which radiates from the centre of these steps and leads to a central pool backed by a pergola, through which a vista is obtained of a grass glade, ending in a seat backed by a heavy block of Yew in front of a plantation composed of Pines and flowering trees. The garden itself is bordered by a box hedge, which defines without enclosing too heavily, and in which are recesses for figures on the main axial lines of the garden. This hedge is backed by plantations of flowering shrubs, including Ribes, Philadelphus, Lilac and Viburnum, which will give colour and scent before the Roses are in perfection, together with Buddleia and Hydrangea to harmonise and contrast with the Roses in summer and autumn.

Then shrubberies flank the glade leading towards the seat, but here large breaks of Rugosa Roses and Penzance Briars are introduced between clumps of Berberis and Broom; the whole fringed towards the

grass with Heathers. It should be noted that the centre of the grass glade is to be kept mown, whilst between this mown grass and the shrubbery is a band of grass, to be scythed at intervals throughout the summer, and in which bulbs of different sorts could be naturalised.

The Rose garden itself is laid down in grass with bands of self-faced paving to facilitate walking and to pick out the design; whilst paved walks are quaint and convenient they can be overdone, and in a Rose garden there is no more beautiful setting for the flowers than well-kept grass.

The question of what Roses to plant is a vexed one. The Rose is pre-eminently a flower of sentiment, and amongst a dozen different people will be found a great variety of favourites. Again, a Rose that is admirable in one district and associates excellently with one type of house and architecture, may not flourish or be so much in keeping in another district. For this reason, beyond suggesting the colours for the different beds and the advisability of adhering to one variety in each border, we would leave the actual selection of the Roses to the owner.

In this case we have concentrated the strong colour around the centre of the garden, that is, near the steps, gradually grading to paler shades in the distance. Beds 1 and 2, red; 3 and 4, 5 and 6, pink; 7 and 8, salmon; 9 and 10, gold and yellow, shading to cream and white.


On the pergola and Rose arches a variety of climbing Roses should be introduced, taking care to select varieties that will afford a long flowering period.

Down each side of the glade are standards for weeping Roses of the Wichuraiana type, trained over umbrellas on stout stakes.

Standards, if well grown, are advisable at intervals down long borders, but do not look well dotted about indiscriminately or across the line of vision.

For bedding, massing of colour, China Roses and the dwarf Polyantha must not be overlooked, as these are of easy culture and offer a long period of bloom.

Flowering and Ornamental Trees



Yew hedge

Light shading denotes mown grass, heavy shading grass to be scythed in which bulbs may be naturalised.

Standard Weeping Roses

ROSE BEDS

- 2 Red
- 4 Pink
- 6 do
- 8 Salmon
- 10 Gold & Yellow streak to cream.

ROSE BEDS

- 1 Red
- 3 Pink
- 5 do
- 7 Salmon
- 9 Gold & Yellow streak to cream.

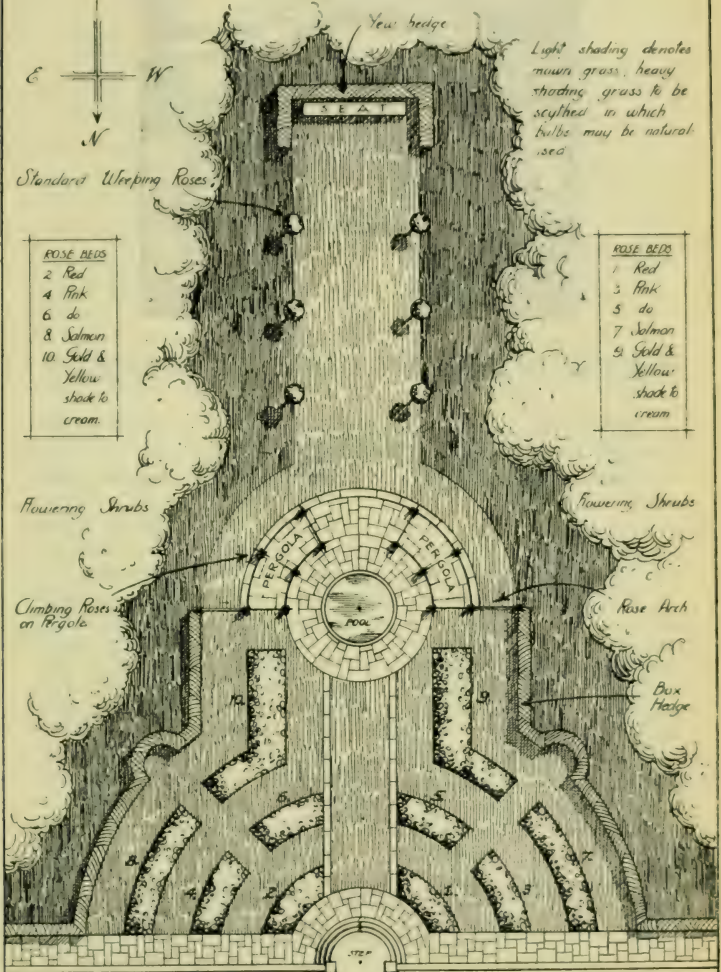
Flowering Shrubs

Flowering Shrubs

Climbing Roses on Pergola

Rose Arch

Bux Hedge




TERRACE


WALL

SCALE

1

FEET





A VIEW IN OUR WINDERMERE NURSERIES.

A successful garden can only be obtained by constructing it on the lines of a well designed scheme.

This is achieved by the combination of the ideal and the practical.

Ideals must be guided and taste directed to accord with the site to be treated. Then knowledge of construction must be introduced to make the scheme practical and ensure success.

We devote our whole experience to preparing schemes that will not only be beautiful in themselves and a pleasure to watch in their development, but we also endeavour to incorporate the individuality of our client into the scheme, so that the result may not merely be a garden tastefully laid out, yet soulless, but a pleasance in which the owner may walk and find the expression of his own likings and wishes.

We have offices in London (for the convenience of our South Country clients) and at Windermere, where our plants are grown hardily amongst the northern mountains.

We should be pleased to meet clients by appointment, and will send catalogues on request,

THE LAKELAND NURSERIES, Windermere.

TELEGRAMS :

"DEPENDABLE, WINDERMERE."

TELEPHONE :

44 WINDERMERE.

LONDON OFFICE :

32 KING STREET,
PORTMAN SQ. W. 1.

TELEPHONE :

1391 MAYFAIR

A Rose Garden Planting Scheme

JAMES CARTER & CO.

During thirty years of garden design and planning, Messrs. James Carter and Co., of Raynes Park, S.W., have carried out many contracts for Rose gardens over the whole of the United Kingdom and France.

The accompanying plan is quite a simple and pretty arrangement.

The general lay-out is that of a sunken garden, bounded at the ends by a pergola, surrounding two lily pools on the upper level, these being filled by means of a fountain.

The paths are all of York stone paving, and where these meet in the centre of the garden a position is afforded for the introduction of a stone sundial.

The steps at each side of the lower pools and at the entrance to the garden should be of the same stone as the paths, but in whole slabs, to extend the full distance across.

A dry retaining wall will be necessary in front of the surrounding border, and the height of this will, of course, be decided by the depth to which it is desired to sink the lower portion of garden.

Coming to the subject of planting, The general idea here is to keep all the lower borders to the reds and pinks, those surrounding the upper pools to the whites and yellows, and the long border for mixed Roses of the same tone of colour.

The pergola should be furnished with what is undoubtedly one of the best scarlet Roses in commerce, "Paul's Scarlet Climber."

In four beds that form a square we should plant what is perhaps the finest of all garden Roses, "General McArthur." In an opposite set of four beds we suggest "Hugh Dickson."

Into other four beds we would place that lovely crimson-scarlet Rose, "Richmond," one of the most showy and sweet-smelling among this colour; and the

remaining set of four beds we would fill with Mrs. George Shawyer, a variety of value owing to the shape of its Rose-pink flowers and its stiff stems. These four varieties are proved bedding Roses, giving a maximum display during the season—hence our choice.

The corner beds we should fill as follows:—The bottom left-hand corner with that well-tried Rose, La France, top left-hand corner with Red Letter Day, bottom right-hand corner, Liberty, and top right-hand corner, Killarney.

The standards should also tone with the colours in the beds, but can be varied in depth of colour. For the darkest beds top left-hand corner and bottom right should have J. B. Clark, George Dickson, Avoca, or National Emblem.


For the others we might use Caroline Testout, Pharisaer, Mrs. John Laing, and Killarney.

We now have the beds on the upper level and the border surrounding the garden.

The beds we should fill with the lighter varieties, using only one variety in each bed. We might use such varieties as Rayon d'Or, Le Progress, Leonie Lamesch, Lady Hillingdon, Mme. Abel Chatenay, Mme. Ravary and Lyon in these, with whites or blush varieties between. Mrs. Herbert Stevens should be planted for its exquisite purity, and, of course, Snow Queen, also Hugh Dickson, Mrs. Foley Hobbs, and that lovely Rose, Mrs. Elisha Hicks.

This list may be lengthened if wished, but the border around gives ample scope for growing any good garden Roses. Here we should suggest a mixing of colours, but several plants of each variety should be planted together. Amongst these we should select Ophelia and Golden Ophelia, Mrs. David McKee, Muriel Dickson, Sunburst, and some of the newer varieties.

The use of Rosa Rugosa and its white variety would be useful in making large beds near the outside of the pergola, or even a bed of Sweet Briar is valuable if only for its fragrance.



SCALE - FEET

0 10 20 30 40 50 60 70 80 90 100

CARTERS TESTED SEEDS.



A Gold Medal Collection of Vegetables grown from Carters Tested Seeds.

Sow

CARTERS TESTED SEEDS

of CHOICE VEGETABLES
& BEAUTIFUL FLOWERS

and get the best results from your garden.

Upwards of 650 Gold and Silver Medals and Silver Cups have been awarded to the produce of Carters Tested Seeds in all parts of the world.

Assortments specially selected to suit all climates.

Price 5/- to 105/-

ILLUSTRATED CATALOGUE POST FREE.

Carters
TESTED SEEDS

Seedsman to H.M. the King.

RAYNES PARK,
LONDON, S.W.

A Rose Garden Planting Scheme

R. H. BATH, LTD.

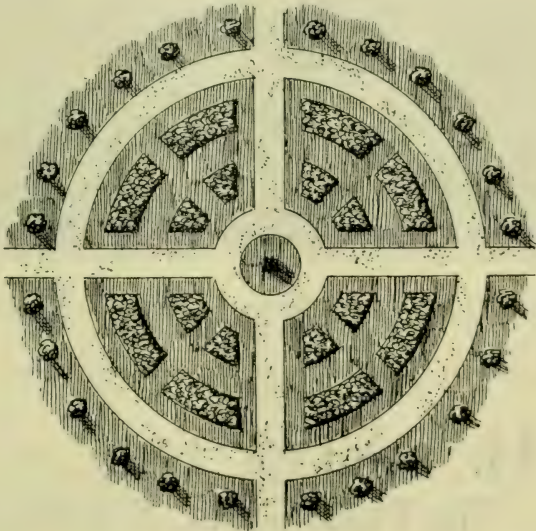

The Nurseries of R. H. Bath, Ltd., have for many years been famous the world over for the splendid strain of Empress Pansies, which is unrivalled for the size, brilliance and great variety of colours which it contains. The visit of two of the best-known raisers of new Roses in America to the floral farms to see the Roses, and who, on looking round the flowers generally, saw the Empress Pansies in full flower, expressed their opinion that nothing equal to them was to be found in either Europe or America.

The soil that grows Pansies to such perfection is equally good for the cultivation of Roses. The land has all been reclaimed from the Wash, and consists of a rich alluvial loam of great depth. In this soil all plants make very free root growth, and Roses in particular make a wonderful mass of fibrous root. It is also a notable factor that, growing as they do in the Easterly part of England fully exposed in the open flat country, they are exceedingly hardy, and transplant well to any district. Visitors to the Nurseries will always find during the spring and summer months a wide range of flowers to interest them, and not least the 100,000 to 150,000 Roses. Specimens of all the Popular Climbing and Pillar Roses may be seen properly trained and in full bloom.


The choice of Roses for filling the beds as per plans shown may be varied considerably. If a definite colour scheme is preferred, fewer varieties should be used, and the beds in each of the four divisions of the centre confined to one colour. Such schemes are generally much more effective than planting a variety of colours. The small inner beds nearest the centre might be planted with dwarf poly poms, and the outer beds with larger flowered varieties of the same shade. As an example, Katherine Zeimet and Frau

Karl Druschki at the back; Jessie and General McArthur; Canarienvogel and Golden Emblem; Perle d'Or and Mrs. Wemyss Quin; Aschenbrodel and Caroline Testout; Mrs. W. H. Cutbush and Mrs. Hy. Morse; Maman Turbat and Lady Ashtown; Jessie and Richmond, etc.; but effective as these would be, a more striking effect would doubtless be gained by using four varieties only, one colour in each of the four divisions, say, Augustus Hartmann or Mrs. E. Powell, K. of K. or Red Letter Day facing each other, with Lady Pirrie or Louise Breslau, and Lady Hillingdon or Mrs. Wemyss Quin in the other two divisions. In the outer circle either Standards, Half Standards, Weeping Standards, or Climbers on Pillars can be used according to the situation, and the effect desired, choosing always those varieties the colours of which blend or contrast well with the dwarfs in the beds.

If it is desired, both gardens depicted by the two plans can be surrounded by a hedge of yew or privet, which would be cut to any height required, and at each entrance could be fashioned an ornament in yew or privet to break the circular sweep of hedge. The paths are shown in the plan as of gravel, but crazy paving could be used to advantage, in which case a sundial in the centre is advised, or a lead or stone figure. In both gardens the standards should be kept of one height or worked alternately in two heights. The colour scheme can be according to the wishes of the grower, but the varieties mentioned will give good effect.



— SCALE —



BATH'S Select ROSES

CANNOT BE SURPASSED.

100,000 good plants in the best varieties. Grown on rich alluvial soil near the East Coast. They are hardy, full of fibrous root and transplant well anywhere.



Complete Illustrated Catalogues, with Copious Cultural Directions,
post free on application.

All Goods are sent securely packed and carriage paid throughout
Great Britain.

R. H. BATH, Ltd.,
The Floral Farms, WISBECH.

A Rose Garden Planting Scheme

GAZES.

It has been written that a genius is born and not made. This may be applied to all walks of life. The artist who paints, the sculptor who carves in stone, the builder of bridges, are all to be classed as men of genius. Equally so is the man who designs and lays out a garden, provided he walks hand in hand with Nature, and does as Nature's Creator has done—providing everything in harmony. As is music without harmony, so is a garden. The blending of colours, or a colour scheme which synchronises, is always restful and pleasing.

It has always been our aim in the designing and laying out of a garden, no matter how small or how large, to insure that the result may be one that will bring rest to those who walk within it.

That garden design and gardening is hereditary there is no doubt; for we know that for four generations past on both sides of our parentage our predecessors have been closely associated with gardens and garden design; indeed, we suppose that we could lay claim to even a longer lineage, for did not our first parents in the Garden of Eden till the soil?

In presenting the enclosed plan for the reader's consideration, the scheme adopted is as follows:—


The garden is enclosed on two sides by Yew hedges, which will be kept clipped into shape. At each of the corners are planted bold clumps of *Rosa Rugosa*, and at each end a pergola is erected, upon which will climb such delightful Roses as the American Pillar Rose, Climbing Captain Christy, Caroline Testout, Irish Elegance, Mrs. W. J. Grant, La France, Blush Rambler, Lady Gay, Minnehaha, and intermixed with these the Purple Clematis *Jackmanii* and other varieties of mauve Clematis, in addition to which

may be introduced the pale blue varieties, and also *Wistaria Sinensis*. At each end of this garden a Lily pool will be found, and in these pools will be planted *Nymphae Marliacea Rosea*, *Nymphae W. B. Shaw*, *Landekeria Lilacea*, and also *Nymphae Gladstonii*; so that even in these pools the Lilac pink and white may predominate.


In the centre of this garden should be placed a sun-dial, surrounding which are four beds. These would be planted with *Caroline Testout* and the ground covered with *Nepeta Mussini*. Down the centre walk eighteen Standard Weeping Roses are placed, these likewise would be of the pink varieties, such as *Lady Gay*, *Dorothy Perkins*, *American Pillar*, etc. Leading from the sun-dial to the side exits are four long beds, which would be planted with *Dwarf Killarney* and *Ophelia*. The other beds in the corners, six beds being made in each corner, would be planted *Lady Ashtown*, *La Tosca*, *Madame A. Chatenay*, *Mrs. G. Sawyer*, *Prince de Bulgarie*, *Mrs. Theo Roosevelt*, *Mrs. W. Christie Miller*, *Souvenir du President Carnot*, *Mrs. W. J. Grant*, *George C. Waud*, *Magna Charta*, *Mrs. John Laing*, *Mrs. R. G. Sharman Crawford*. Between these beds, as indicated, are planted Climbing or Pillar Roses. These would be trained to poles of Larch wood, care being taken to see that the spurs or branches are left on the Larch poles.


Partly surrounding the Lily pools four beds are made, and these would be planted with that delightful old-fashioned Monthly Rose, the bed also to be covered with *Nepeta*.

The paths of this garden consist of Random York paving stone, in which would be planted *Aubretia*, *Dr. Mules*, *Pritchard's A 1* and other varieties.



SCALE





GARDENS *by* GAZE'S

We specialise in the Designing and Formation of Old English, Dutch, Italian, Japanese and American Rock, Wall and Water Gardens, the building of Pergolas and Treillage, and we have every facility for the carrying out of all classes of Estate Work and Improvement.

We are the sole Makers of the "ALL WEATHER" Hard Lawn Tennis Court, which permit of all the year round play.

Send for Illustrated Booklet W.7.

Enquiries will receive prompt attention.

W. H. GAZE & SONS, Ltd.,

Head Office & Works:

19-23, High Street, Kingston-on-Thames,

London Office:

10, Conduit Street, Regent Street, W.1.

We Invite you to inspect our

Model Gardens & Nurseries:

"THE GAZEWAY,"

Portsmouth Road, SURBITON, London, S.W.

A Rose Garden Planting Scheme

A. D. THOMPSON, F.R.H.S.

When is a lake not a lake? The answer in this instance is, "When it's a Rose garden," and it is due to the courtesy of Major Sir F. H. W. Carden, Bart., of "Stargroves," near Newbury, Berks., that I am able to reproduce the design of his well-known sunken Rose garden.

It may interest many to learn that this was formed actually in the bed of what was once artificial water.

The supply of water, for some reason or other, was unavailable, and it was decided to call in an expert adviser as to its treatment, and Mr. A. D. Thompson, of 11, Adam Street, Adelphi, W.C.2, was called in.

It happened that upon the estate there was some kennels which were not required, so it was decided to demolish these and use the lovely old red bricks for the walls of the sunken Rose garden which Mr. Thompson advised his client to form.

The drawing is necessarily to a small scale, but readers will notice there is a wall which is about $2\frac{1}{2}$ feet on all sides, with four flights of steps leading into same. What pleased the designer, was, these steps have treads nearly 2 feet in width, and only $4\frac{1}{2}$ inches high, so that all walk up and down, as the case may be, with the least possible exertion.

The centre path is raised about $1\frac{1}{2}$ feet above the level of the Rose garden. There are two reasons for this, viz., that a 9-inch water-pipe is laid immediately under the present York paving, and to lower this would have been an expensive item, so that it was simply a matter of building two small walls on either side, filling in with soil and sand, and laying the paving over to form the main path. Not only did this save probably

£100, but it enabled one to get a better view of the Roses.


Each bed is of one variety of Rose selected for colour effect. The narrow borders next the wall are planted with two varieties of Polyantha Roses, each plant 3 feet apart in a single row, pink on either side and red at the two ends, with Cat Mint (*Nepeta Musini*) planted as a groundwork between and around the same; the effect must be seen to be fully realised.

The yew hedges are a picture of health, and carefully cut and trained peacocks are developing, and, as the planting was only executed in 1913 or 1914, it is really marvellous, considering the fact that the yews were only 4 feet high when planted, what has been achieved.


We would draw attention to the two small lily pools on the terrace above the Rose garden. These have a useful duty to perform, viz., they feed, by means of a small pipe (with stop tap) the two small dipping wells in the corner of a sunken garden, so that there is a supply of tepid water for the gardeners to use if required.

The whole scheme is set in delightful surroundings, and, although the treatment was drastic, the result has been most excellent. Great credit is due to Mr. J. G. Watts, the most capable head gardener, who has been upon the estate many years, and what he does not know about a Rose I fancy is not of any intrinsic or cultural value.

STARGROVES
NEWBURY



Scale



Telephone 4501, GERRARD.

A. D. Thompson,

CONSULTING
HORTICULTURIST

& Forestry Expert, etc.,

REPORTS furnished and general advice upon
—— Gardens and Estates. ——

Inventor of the
NEW HARD

GREEN TENNIS COURT

as shown at Holland House, R.H.S.

—— Flower Show, July, 1921. ——

Particulars on Application.

11, Adam St, Adelphi,
LONDON, W.C.2.

A Rose Garden Planting Scheme

PAUL'S ROYAL NURSERIES,

Waltham Cross, Herts.

(WM. PAUL AND SON.)

“ With the Rose the name of Paul is almost as intimately associated as that of Stephenson with railways or Cobden with Free Trade.”—*The Field*.

“ The Roses of Mr. Paul are things to see once and dream of for ever.”—*The Athenæum*.



These nurseries were founded about 60 years ago by the late Mr. William Paul, F.L.S., V.M.H., one of the pioneers of Rose-growing as now practised, and the author of *The Rose Garden*, a standard work on Rose culture, which, first published in 1848, reached its 10th edition during the author's lifetime, and was translated into several European languages. In addition to *The Rose Garden*, Mr. Wm. Paul published other works on Roses, and was a frequent contributor to the horticultural Press on all matters pertaining to Roses, whilst as a practical cultivator his successes as a grower and exhibitor of Roses and a raiser of new varieties procured for the nurseries a world-wide reputation. At the death of Mr. Wm. Paul in 1905, the business was converted into a private limited company, under the direction of his son and partner, Mr. Arthur William Paul, who still retains the management, and in whose hands the earlier successes of the establishment have been well maintained. On the raising of new varieties Mr. A. W. Paul has read papers in public on various occasions, and he has also lectured on the Literature of the Rose, his collection of which in various languages is one of the most complete in existence. Among the many new Roses that have been raised at Waltham Cross in recent years may be mentioned the ever-beautiful Ophelia, the bril-

liant Paul's Scarlet Climber, and the loveliest of all single Roses suited to the English climate, Mermaid.

In passing, it may be mentioned that, although Roses predominate, the nurseries at Waltham Cross are a general horticultural establishment, large collections of fruit trees, hardy trees, climbing plants, camellias, bulbs and seeds being maintained.

We turn now to the accompanying plans of Rose gardens. Taking the upper plan first, the eight single plants shown outside the boundary path may be specimens of Weeping Roses, and the 16 single plants just inside the boundary path may be standards of varieties that form strong and vigorous heads. The 24 inner beds may be planted with dwarf plants, one sort in each bed, and choosing somewhat less vigorous-growing kinds for the eight smaller beds. The centre point in the design might be a Pillar Rose or a Fountain Rose, or some object of art, such as a sundial. The eight smaller beds might be red and crimson, and the 16 larger ones four shades of colour, say white and flesh, pink, yellow, and copper, rose colour.

In the lower plan the 16 single plants may be either standards or half-standards, and the 10 inner beds dwarf plants, either one sort in a bed or mixed colours, as may be preferred. A single half-standard plant would look well in the centre of each of the two square centre beds.



-SCALE-



“Roses of every hue, so fresh and bright and numerous that the mind pictures to itself the scenery of the Rose Gardens at Waltham Cross in full summertime.”—*Morning Post*.

Pauls' Royal Nurseries, Waltham Cross, Herts.

Ten minutes' walk from Waltham Cross Station (G.E.R.),
five minutes' walk from tramway terminus.

Wm. PAUL & SON

respectfully invite attention to their magnificent stock of—

ROSES

in all forms, from the open ground and in pots, comprising Standards, Half Standards, Dwarfs or Bushes, Weeping and Fountain Roses, Climbers, Ramblers and Pillar Roses for Landscape planting, and Roses for forcing and pot-culture under glass.

Awarded upwards of 1,000 First Prizes, Silver Cups, and Medals over the past 50 years, including Gold Medals at the Chelsea and Holland House shows of the Royal Horticultural Society, two Gold Medals at the Royal International Horticultural Exhibition and Gold Medal at the Paris (Bagatelle) Trials of New Roses.

NEW ROSES

a Speciality and all the best new varieties of British, Continental and American origin can be supplied in good plants. Many of the most beautiful roses have been raised at these nurseries, including—

Ophelia, Pauls' Scarlet Climber & Mermaid.

Priced catalogue post free on application. Inspection of stock invited and all information cheerfully given by correspondence.

A Rose Garden Planting Scheme

S. SPOONER & SONS.

It was in 1820 that Mr. Stephen Spooner, grandfather of the present proprietor, Mr. Henry Spooner founded their business and the wonderful soil of Hounslow soon persuaded him to specialise in Roses and fruit trees for which the firm is now so justly famous. Expert knowledge only comes with years of experience and it is an interesting fact that men are to-day working with the firm who have been with them for over 25 years and one up till quite recently for 54 years.

The accompanying plan depicts a Rose Garden constructed on three levels, the pond and surrounding path of crazy paving being the lowest level. Two or three steps lead to the second level which consists of paths of crazy paving and well turfed borders. The third level, which is the ground level of the house, embraces a boundary hedge, a path of crazy paving flanked by turf or flower borders as desired; over this path extends a pergola of larch or oak.

Starting with the boundary hedge what could be better than a collection of the Lord Penzance Sweet Briars, with intervals of *Rosa Rugosa*. These briars soon form a thick hedge and their bloom and scent are a lasting attraction. In addition to this they help to break the wind and thus afford considerable shelter.

10 ♦ 10x20

The next feature is the pergola with its 50 climbing roses. The 28 outside rows of posts should be kept for rampant growers such as the *Wichuraiana* class. These should pair and face each other, 12 varieties the same each side with 4 of one variety over the seat, whilst the 22 inside posts can be planted with climbing H.T.'s or T's. The boundary on the second level should consist of Polyantha Roses in variety arranged according to colour and habit of growth with each opposite side of the garden to match. The eight beds in the centre should contain dwarf trees of H.P., H.T. and T. Roses. The 4 weeping standards which are shown in the plan each situated between two beds, must be of equal height and near as possible of one colour, although if desired two colours can be selected, when they should be planted cross-wise. The

12 standards can all be different in colour and variety but it is better that they should be planted so as to pair in colour if not in variety and if not all of one height, then the pairs in the two groups should be taller or lower than the outside pairs, thus eight will be of one height and four of another.

The following varieties are suggested:—**Sweet Briars**, any varieties. **Rosa Rugosa**, Rugosa Alba, Souv de Ch Cochet, Roseraie de L'Hay, Calocarpa, Rose Apples, Blanc double de Coubert, Delicata, Souv de Pierre Leperdrieux.

Pergola.—(Outside Posts) Dorothy Perkins, White Dorothy, Hiawatha, Veilchenblau, Rubin, Aglaia, Stella, Minnehaha, White Wichuriana, Debutante, Alberic Barbier, Excelsa. 4 Helene over seat.

Pergola.—(Inside Posts) Climbing La France, K.A., Victoria, Caroline Testout, Souv de la Malmaison, Capt. Christy, Papa Gontier, E. V. Hermanos, Killarney, Gloire de Dijon, Liberty, Devoniensis.


Polyantha Roses.—Katharine Zeimet, Madame Norman Levavasseur, Leonie Lamesch, Yvonne Rabier, Phyllis, The Pet, Jessie, Perle d'Or, Eugenie Lamesch.

Weepers.—Dorothy Perkins, White Dorothy, Helene, Thalia.


Standards.—(Paired). La France, Hugh Dickson, Augustine Guinoisseau, W. E. Lippiatt, Margaret Dickson.

Beds.—Each bed holds 18 trees and there is no difficulty in securing a collection of 144 varieties in H.P., H.T., and T. roses to include all the favourites of the grower and yet keep to a scheme. We will plant in pairs and give a sample bed. Mrs. John Laing, H.P., Comte de Raimbaud, H.P., Maman Cochet, T.; Madame Lambard, T.; Caroline Testout, H.T.; Augustine Guinoisseau, H.T.; Lady Hillingdon, T.; Souv de Pierre Notting, T. Countess of Oxford, H.P.; Countess of Caledon, H.P.; Madame Hoste, T.; Molly Sharman Crawford, T.; Killarney, H.T.; Monsieur Joseph Hill, H.T.; Alexander Hill Gray, T.; Innocente Pirola, T.; Frau Karl Druschki, H.P.; Hugh Dickson, H.P. It will be seen that by reversing the order of planting the grower can have according to his wishes a preponderance of either H.P.'s, H.T.'s or T's but the selected order will give the best effect.

MEUSE




MEUSE





ROSES



of the **FINEST** Quality.

An up to date Collection.



Roses and Fruit Trees are our
Speciality.

Old and New Varieties can be
obtained in Quantity.

Special Terms for Large
Collections.

Descriptive Catalogue Free on
Application.

Inspection Invited.



S. SPOONER & SONS

THE NURSERIES,

HOUNSLOW . . . MIDDLESEX.

Letters and Telegrams—Spooner Nurseries, Houslow.

A Rose Garden Planting Scheme

MR. GEORGE BURCH

It was in 1887 that Mr. George Burch first staged his own Roses for exhibition, and since that date he has never looked back. For 33 years he has shown at the National Rose Society's London Show, and has been a most successful prize-winner. Awarded no less than 1,550 prizes for Roses, including the gold medal at the Franco-British Exhibition, London, 1908, the highest award open to French and British growers. Mr. Burch progressed until 1918, when he won the National Rose Society's Champion Challenge Trophy for 48 Roses, distinct varieties. As a member of the Council of the National Rose Society for 30 years, Mr. George Burch has done much to promote the interests of the Queen of Flowers in his nurseries at Peterborough. Most of the leading varieties are grown in standards, dwarfs, climbers, and weeping standards.

Mr. George Burch is a great believer in the planting of Roses in masses of colour, one variety to each bed, so as to form a colour scheme, and the following plan shows two gardens to scale, each constructed to give a wonderful effect in simple design.



The top garden shows a square lily pond in the centre and four garden ornaments, one at each corner, with gravel paths and beds set in turf. A circular hedge of Sweet Briars sets off each corner, and if pink Roses are desired, Amy Robsart, Catherine Seyton, Edith Bellenden, and Julia Mannering should be selected; if red, then Anne of Geerstein, Jeannie Deans, Lucy Bertram, and Meg Merrilies may be chosen. All standards to this plan should be of one height, and the outside rows should be all red or all pink, the opposite colour to that of the Sweet Briar selected; the second row should be white or light pink, the opposite colour to that selected for the outside rows. The standards

should be planted two of a variety facing each other, and, as far as possible, selection of suitable varieties should rest with the nursery.

Of the 16 beds for dwarf trees set in the turf, the outer or larger beds should be red and pink alternately, and the inner beds yellow and white. Red : Hugh Dickson, Avoca, Augustus Hartman, General McArthur. Pinks : Madam Abel Chatenay, Ophelia, Dean Hole, Caroline Testout. Yellow : Madame Ravary, Lady Hillingdon, Lady Pirrie, Gorgeous. White : Frau Karl Druschki, Mrs. Herbert Stevens, British Queen, Molly Sharman Crawford.

The lower garden plan shows gravel and paved paths, with Rose beds and standards set in turf, a sundial in the centre, a boundary hedge of Roses, and at each corner a planting of some kind.

Let each corner planting be of Sweet Briars, Paul's Scarlet Climber and Mermaid alternately. Four outside large beds could be of red Roses, and the eight inside beds of dark pink, while the eight standards would be of light pink or white. Red Roses : General McArthur, H. P. Pinkerton, Red Letter Day, Edward Mawley, Covent Garden, Richinond, Hugh Dickson, General Jacquiminot. Dark Pink Roses : William Shean, Killarney, Mrs. W. J. Grant, Lady Ashtown, Mrs. Henry Morse, Mrs. George Shawyer, Caroline Testout, and Mme. Abel Chatenay. These being hard to match in height and shade of pink, selection should be left to the nursery; but the varieties selected should be as light as Mrs. Amy Hammond. An alternative scheme for the planting of this plan would be to make all the standards, half-standards, and plant out the beds with dwarf Polyantha Roses, of which no less than 22 varieties are listed in Mr. Burch's catalogue. In this case shades of pink should be chosen for the centre beds, and white and red for the outside.



- SCALE -

10 5 10 10 20 30 40 50 60 100 FEET

Burch's Famous Roses

Awarded 1,550 Prizes for Roses, and Gold and Silver Medals, and Gold Medal Franco-British Exhibition, London, 1908—The Highest Awarded open to French and British Growers.

Winners of the National Rose Society's CHAMPION CHALLENGE TROPHY for 48 Roses, Distinct Varieties, London, July 4th, 1918.

Awarded SILVER CHALLENGE CUP for 36 Roses, at Harrow, July, 1921.

Awarded SILVER CHALLENGE CUP for 24 Roses, at Dulwich, July, 1921.

Standard, Dwarf and Climbing
Roses in all the leading varieties.

CATALOGUE ON APPLICATION.

GEORGE BURCH,

(Late G. & W. H. BURCH).

The Rose Gardens,
PETERBOROUGH.

A Rose Garden Planting Scheme

BEES, LTD.

Bees, Ltd., have from the very beginning centred the whole of their policy and energy in catering for the wants of the amateur gardener. As to whether they have been successful or not may be gauged from the fact that they are now the largest growers of Roses in the world. On their 400-acre Rose and plant farm in North Wales, even in pre-war days, it was no uncommon sight to see from 800,000 to 1,000,000 Roses in various stages of development. It, therefore, goes without saying that their policy has earned the recognition of the discriminating grower.

Bees, Ltd., are not only growers, they are raisers. During the past two years they have put on the market 12 new seedling Hybrid Tea Roses, six of which have received awards from the National Rose Society. Special attention is drawn to the fact that all Bees' New Roses are Hybrid Seedlings, obtained by crossing two varieties, and are, therefore, fixed. Unlike some of the yellow forms of Mme. Ed. Herriot, which are "sports," they do not revert or go back to the parent form.

Other interesting features of the way Bees, Ltd., cater for the amateur Rose grower are the Special Collections of Roses based on the National Rose Society's Selections, and the unique natural photo-colour pictures which are reproduced in their catalogues, which are described by many people as works of art.

With the object of making this book as useful as possible, the Editor has secured from Messrs. Bees two planting schemes for two small Rose gardens as per plan on opposite page.

For the Upper Plan.

The surrounding hedge might be of Penzance Briars; Meg Merrilies, crimson, and Lady Penzance, coppery-yellow, are two of the best. Rosa Rugosa is

attractive in Autumn, with its tomato-like fruits; but a better Summer effect can be had by using *Wichuraiana* hybrids on a rough rail fence. For this purpose there is nothing more lovely than the shell-pink Dorothy Dennison. If a stronger colour is preferred, try *Excelsa*.

For the four large beds, choice might be made from the following:—Set A: Genl. McArthur crimson; *Ophelia*, pink; *Parisaer*, rosy-white; *Lady Ashtown*, rose du barri. Set B: *Mme. Ed. Herriot*, prawn-red; *Mme. Ravary*, yellow; *Independence Day*, orange; *Lady Hillingdon*, apricot. Set C: *Mrs. A. Carnegie*, white; *La Tosca*, silvery pink; *Ulrich Brunner*, cherry-red; *Caroline Testout*, rose-pink.

Weeping or Standard Roses of contrasting or harmonious colour may be selected from:—*Betty*, coppery-rose; *Hugh Dickson*, crimson; *Mme. A. Chatenay*, salmon; *British Queen*, white; *Marg. D. Hamill*, yellow; *Mme. Ed. Herriot*, prawn-red.

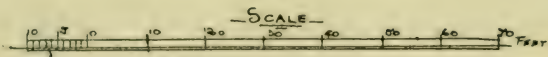

If arches are placed over the pathways, the following climbers are recommended:—*Dorothy Perkins*, pink; *Paul Transon*, salmon-pink; *White Dorothy Perkins*; *Aviateur Bleriot*, yellow; *Hiawatha*, crimson and white; *American Pillar*, deep pink.

For the Lower Plan.

For the surrounding hedge, follow the recommendations given above, allowing the *Ramblers* to climb over rough lattice-work to form arbours over the seats. The Roses over the arbours might be deep pink and the hedge of pale shell-pink.

For the beds, select from the following:—Set D, centre bed: *Frau K. Druschki*, white. Corner beds: *Mme. A. Chatenay*, salmon; *Hugh Dickson*, crimson; *Gus. Gunnerwald*, carmine; *Richmond*, scarlet. Set E, centre bed: *Independence Day*, orange. Corner beds: *Mme. Ed. Herriot*, prawn-red; *Mme. M. Soupert*, yellow; *Lady Ashtown*, rose du barri; *Mme. Ravary*, orange-yellow.

The outer four standards might be weepers. The inner four should be full standards of the same variety as in the centre bed, or of some contrasting colour.





Bees' Guaranteed Roses

are hardily grown in

North Wales.

During the whole of their growth they are exposed to the bitter gales which sweep across from the Atlantic.

Every inch of growth is contested for.

The result—above ground—is a vigorous stocky plant which it is a joy to see. Below ground, the roots form a mat of fibre, which ensures success no matter where the trees are planted.

In short, these hardily grown trees—when transplanted to milder quarters—grow with magical luxuriance.

It is because of the prodigious success which attends the planting of Bees' Guaranteed Roses that the firm is able to guarantee satisfaction or to refund the money paid.

Photo-colour Illustrated Catalogues offering the National Rose Society's selections at special rates can be had freely on request.


Bees Ltd
LIVERPOOL
and CHESTER.

A Rose Garden Planting Scheme

THE KING'S ACRE NURSERIES, LTD.

The Nurseries of England, in more senses than one, have been the sources of supply for the soundest stocks over all parts of the civilised world, and in the realms of horticulture few establishments have a finer past record or better prospect than these nurseries, established so far back as 1785, and transferred to the present proprietors in 1899.

In addition to the cultures on an area of upwards of 140 acres of the best fruit-growing land in Herefordshire there is, further, a department in High Town, Hereford, specially to deal with orders for seeds, plants, cut flowers, floral devices, horticultural sundries and fertilisers.

Upwards of 60 acres alone are devoted to fruit trees in all forms of training, whilst Roses, trees, shrubs, forest trees, and Alpine and Herbaceous plants are grown in large quantities, and it is no exaggeration to say that these products are sent to almost all parts of the habitable globe.

Up-to-date methods are adopted throughout, and, as a natural result of care in building up the character of the soil, the company achieved the proud distinction of raising the largest apple known in the history of fruit culture, and some very remarkable models have been presented to the Hereford Museum. The latest triumph of the company was at the recent Imperial Fruit Show, held at the Crystal Palace, where *grown upon the fruit trees supplied by King's Acre*, W. A. Whiffen, Esq., of Hownhall, Ross-on-Wye, exhibited the 20 boxes of fruit for which he was awarded the premier prize for the *finest dessert apples grown in the British Empire*.

The grounds are plotted out in half-acres, so that when planting fruit trees and other stocks the firm

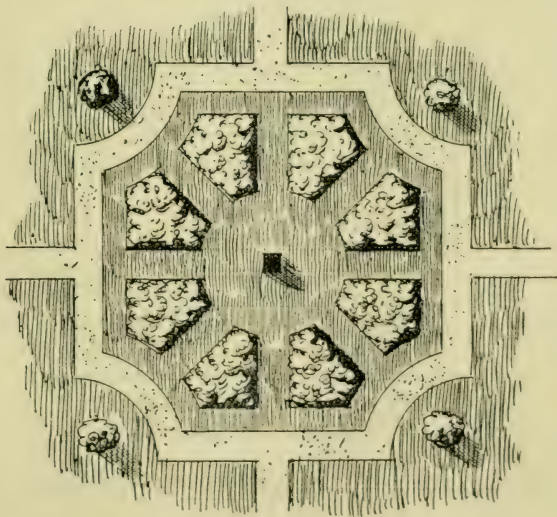
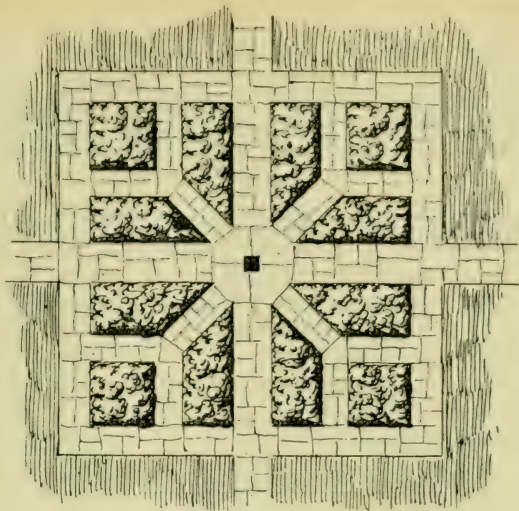
know exactly how many acres 300,000 or 500,000 stocks will require.

Having a highly qualified staff, the company are prepared to undertake the formation and renovation of plantations and gardens to any extent, and are pleased to submit plans, specifications and estimates.


For the two small Rose gardens in the plan on page 307, a very simple scheme is recommended. The top plan is well suited for a large courtyard of an old house or for an old-world garden. A mixed collection of dwarf trees would look best here, and in the centre of each corner bed a standard or half-standard should be planted, the four trees being of one height. A sundial should be in the centre of the paved walks.

The lower plan, also of simple design and easy construction, is of a garden with beds cut out of the turf and surrounded by a gravel path. At each corner is a tall weeping Rose, and in this case in the centre should be a pillar Rose; but if standards are placed at the corner then a suitable garden ornament should occupy the position in the centre.

A good selection from the Hybrid Tea class of Roses to flower early and late in the year is advised, and varieties such as Caroline Testout, La France, La Tosca, Lady Pirrie, Lady Ashtown, Killarney, Hugh Dickson, Los Angeles, or the like, will give a most pleasing effect. The weeping Roses could be Excelsa, Hiawatha, Lady Gay, White Dorothy, or any variety that makes good trailing growth.



SCALE



KING'S ACRE

FOR

Plants of Royal Worth.

AWARDED 74 MEDALS

during Seasons 1909-1919.

FRUIT TREES.

Every variety in all forms of training fibrously rooted and prolific bearers.

ROSES.

Standards, Dwarfs and Climbers, of all leading varieties, from open ground and in pots.

FOREST & ORNAMENTAL TREES.

Strong, clean grown, regularly transplanted, and well-rooted.

LANDSCAPE GARDENING.

Expert advice, plans and estimates, upon application.

ALINE & HERBACEOUS PLANTS.

Including all the best and newest varieties.

VINES, FIGS, & ORCHARD HOUSE TREES.

Of all the choicest kinds.

SEEDS, BULBS, AND HORTICULTURAL SUNDRIES.

INSPECTION INVITED.

*General and descriptive ILLUSTRATED CATALOGUE
free on Application.*

KING'S ACRE

Nurseries, Ltd., Hereford.

Estd. 1785.

Late "CRANSTONS"

NURSERIES 160 ACRES IN EXTENT.

A Rose Garden Planting Scheme

D. PRIOR & SON, LTD.

The numerous successes gained by Messrs. D. Prior and Son, Ltd., whose nurseries are in the famous Colchester district, have sufficed to make them one of the best-known firms of Rose growers in the country.

The business was founded in 1870 by the late Mr. David Prior. The beginnings were on quite a moderate scale, comprising about three and a-half acres of freehold land, on which he erected several greenhouses. By the end of 1880 this area was increased by the addition of another four acres; and eleven more were incorporated in 1894, together with twelve acres of glebe land which was hired, this bringing up the total to over thirty acres. Even this did not avail for long, and in 1904 fifty acres were acquired at Great Horkesley, about three miles from the headquarters. Here are grown most of the Roses, the soil being similar to that at Colchester, and particularly suited for the cultivation of Roses, while its exposed position ensures their complete hardiness.

The late Mr. William D. Prior came into the business in 1875, and for many years was in partnership with his father. He was on the council of the National Rose Society for nearly twenty years, and also acted as judge at their exhibitions and at the leading Rose shows throughout England and Scotland for that period. In 1921 the concern was turned into a private company, with Mrs. A. Prior and Messrs. W. and A. F. Prior as directors.


The number of awards, so far, is over two thousand five hundred, and includes challenge cups, gold and silver medals, the National Rose Society's Challenge Trophy for seventy-two distinct blooms (this was in 1908, after being runners-up for five years in succession and 1919 and 1920), and many other prizes.

During the exhibiting seasons of 1919-1920 they won 24 out of 28 cups and trophies, including the

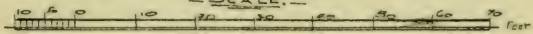
Champion Trophy, twice in succession. The King's Cup and the N.R.S. Jubilee Trophy, 17 silver medals for premier blooms, and 100 first prizes.

In the garden plan submitted, the principal features are the pergola extending right round the garden, and the hedge of Roses within, likewise in its turn encompassing a well ordered design of beds and standards. The garden is planned on two levels, the outer path is of gravel, the inner paths are of York stone paving. Six sets of three steps lead from the gravel path to the lower level, and backing the Rose hedge is a low stone wall. All the beds are set in turf, and a pair of stone vases are allowed for, one in each square. For the pergola Hybrids of *Rosa Wichuraiana* should be grown, not only for their great beauty, freedom of growth, glossy foliage and hardy nature, but because they are almost evergreen. In the firm's catalogue of Roses will be found listed over thirty varieties from which selection can be made, 19 in pairs planted *vis à vis* at the sides and 8 ditto at the ends.

For the Rose hedge Dwarf Polyantha Roses should be grown, and here again thirty varieties are listed in the firm's catalogue from which selection can be made. It would be wisest, however, to keep to a colour scheme, and select one good red for the two ends and a pink for the centre of each side, with a good white variety at each end of the pink border. There are 48 standard trees, and these should be planted in two heights, mixed varieties being selected. In the centre squares the four tallest standards should be in the middle and the shorter standards between the beds. The four beds within each square should be planted to colour, those running from the top to the bottom of the plan could be red Roses and the other two in each square could be of white Roses. The triangular beds at each corner should be of pink Roses of one variety. In the six beds pointing inwards to the centre of the plan, the middle bed of each three should be of yellow Roses, and the two outside beds of each three should be of red varieties.



- SCALE -



PRIORS' *World-famed* Roses and Fruit Trees

*New Seedling Roses for distribution
in Autumn, 1922.*

Alice Amos	<i>Polyantha</i>
Ceres	<i>Hybrid Tea</i>
Charming	" "
Diana	<i>Polyantha</i>
General Smuts...	<i>Hybrid Tea</i>
Gooiland	" "
Henriette Tersteeg	" "
Ideal	<i>Polyantha</i>
Jan Steen	<i>Hybrid Tea</i>
Ma Fiancée	" "

*Descriptive List of the above New Varieties and
General Catalogue post free on application.*

TREES SHIPPED TO ALL PARTS OF THE WORLD

— D. PRIOR & SON, Ltd., —
Rose and Fruit Tree Specialists,

COLCHESTER.

Telephone No—
291 Colchester

Telegrams—
"Prior, 291, Colchester."

A Rose Garden Planting Scheme

W. SEABROOK & SONS, LTD.

Of the many famous nurseries in this country, that of Messrs. W. Seabrook and Sons, Ltd., have well earned the reputation of being one of the leading nurseries for fruit trees and Roses.

Established in 1887, Messrs. W. Seabrook and Sons soon pushed their way to the front, until to-day they are one of, if not the largest, producers of fruit trees in the United Kingdom. Their nurseries and plantations, which exceed over 200 acres, are situated near the East Coast, and the land, which is some of the dryest in the country, grows trees of sound constitution and well matured, if possessing smaller wood, than trees sent out from richer soils and moister climates. This is an advantage if only the public would look for value beyond bulk and size. Stocks selected and proved by Messrs. Seabrook thirty years ago are to-day recognised as the best, and as being suited to most soils and situations.


Their Fruit and Rose Catalogue is a most valuable publication to all gardeners, especially fruit growers. A visit to their nurseries at Chelmsford is always welcomed during the summer, and the best time to see their Roses is the last week in June, and for fruits July, August and September. Later, visitors are only seen by appointment, as every employee is working at the highest possible pressure on the lifting of trees and despatching of orders. Mr. Seabrook is a great believer in the introducing of fruit trees into the flower garden, not only by reason of their great floral beauty and effect, but also by reason of the autumnal glory of their foliage and fruit. Roses and fruit trees have ever gone together, and the same rules for good cultivation are as suitable to the fruit tree as to the Rose.

In the accompanying ground plan on page 315, a


Rose garden is depicted cut out of the turf and divided up by gravel paths. The beds, of which there are 12, unless a colour scheme is desired, should all be planted to mixed varieties of Roses. At the corner of each Rose bed in the two squares a standard Rose tree is shown; these should all be of one height, but any strong-growing variety can be selected. In the centre of each square should be planted a fruit tree, either a pear, cherry or an apple, but care should be taken to match two trees, and in any case they should be of the same kind of fruit. The outside trees should be fruit, these should be matched in height and habit of growth. The four trees facing the middle of the garden could be cherries, those at the ends of the garden, pears, and the remaining eight at the sides could be apples. If plum trees are desired, four more trees could be added to the garden with advantage, and in this case let them be plum trees planted one at each outside corner of the garden. In making selection so much will depend upon height and the matching of suitable trees that names of varieties are omitted. The Roses should all be varieties that bloom well in the autumn, for at that season of the year the garden will have a great attraction and prove to be a constant source of interest.

The fruit trees should be either standards or pyramids, and every care should be taken as to their shape and general appearance, for if this is not attended to, the garden which is of formal design would soon appear out of proportion and even out of place.

If the grower of the Queen of Flowers objects to fruit trees, then weeping standards, or tall standards should take the place of the outside trees, and half-standards or standards should be planted at the corners of the beds. The centre of each square could display a garden ornament, and the gravel paths could be paved or treated in some other suitable way. Our idea, however, is to combine fruit trees and Roses, and for such the plan is admirably adapted without much alteration.



SCALE



SEABROOK'S FRUIT TREES

are recognised as the Best Value
obtainable - - -

Every care possible is expended
on their culture and training at
the same time retaining to the
full their well-known cropping
propensities and vigorous consti-
tution. - - -

Special service is provided free
in scientific fumigation before
despatch thus ensuring absolute
freedom from insect pests and
eggs. - - -

The same care is spent on our

ROSES

and all the newest varieties are
grown as well as the best of the
older ones. - - -

*Catalogues detailing our SPECIAL CARRIAGE PAID
terms free on application.*

W. SEABROOK & SONS Ltd.,
THE NURSERIES,
CHELMSFORD.

A Rose Garden Planting Scheme

G. G. WHITELEGG & COMPANY.

The firm of G. G. Whitelegg and Company was established some fifteen years ago by Mr. G. G. Whitelegg, who is well known as a hardy plant expert, and as a designer and constructor of rock and formal gardens. In 1919, Mr. Percy Murrell—son of the late Edwin Murrell, of Shrewsbury—whose name is well known to Rose growers, joined Mr. Whitelegg in partnership, and the Orpington Nurseries, where Roses are cultivated in large quantities, are now under his care.

There have been many changes in fashion in gardening, and many types of gardens and different classes of plants have become great popular favourites from time to time; yet to-day, when gardening is a hobby which appeals to the greater number of people than any other pursuit, our National Flower—the Rose—is more firmly established than ever in its position as the most popular and widely-loved flower of all. There is no garden so small but it must have Roses in it; and none so large or elaborate in design but it has a Rose garden as its centre-piece and greatest attraction.

The accompanying plan shows a Rose garden of simple and pleasing design, laid out—as all Rose gardens should be—in well-kept turf, with paths constructed of crazy paving stone. It is surrounded by a hedge of that glorious Rose, “Gottfried Keller,” which cannot be excelled for this purpose, and at either end there are three bold groups of Hybrid Sweet Briars, planted outside the garden proper. The beds are planted with leading varieties of Hybrid Tea and Tea Roses, each bed being devoted to one variety, to give a bold and striking, yet harmonious, colour scheme. This is arranged so that the four large centre beds are red or crimson, and from these, in

each section, follow pink, orange or copper, yellow and white. Flatness is avoided by the judicious placing of Standard Roses; the large standards in the centres of the four sections being Wichuraiana varieties, and the smaller standards (in pairs on either side of the central patches) Hybrid Teas.


The following is a selection of varieties suitable for this garden :—

HYBRID SWEET BRIARS.—Catherine Seyton, Re-fulgence, Julia Mannering, Edith Bellenden, Meg Merrilees, Green Mantle.

BEDDING ROSES : Red and Scarlet.—K. of K., Lieutenant Chaure, Princess Mary, General McArthur. Pink.—Mrs. George Shawyer, Madame Segond Weber, Willowmere, Konigen Carola. Orange and Copper.—Lady Pirrie, Old Gold, Betty, Mrs. Alfred Tate. Yellow.—Lady Hillingdon, Miss May Marriott, Mrs. Wemyss Quinn, Golden Emblem. White.—British Queen, Madame Jules Bouché, Molly Sharman Crawford, Mrs. Herbert Stevens.

STANDARD HYBRID TEA ROSES.—Betty, Caroline Testout, Gorgeous, Lady Ashtown, Hugh Dickson, Lieutenant Chaure, Ophelia, Madame Abel Chatenay, Harry Kirk, British Queen, General McArthur, George C. Waud, Red Letter Day, Mrs. Wemyss Quinn, Mrs. W. J. Grant, Mrs. Geo. Shawyer, La Tosca, Pharisaer.

STANDARD WICHURAIANA ROSES.—American Pillar, Dorothy Perkins, Excelsa, Emily Gray, Hiawatha, Shower of Gold, Alberic Barbier, White Dorothy.



— SCALE —



FOR . . .

Roses and Rose Gardens

EVERYTHING FOR THE GARDEN.

. G. G. .

WHITELEGG & CO.

The Nurseries,

Chislehurst & Orpington

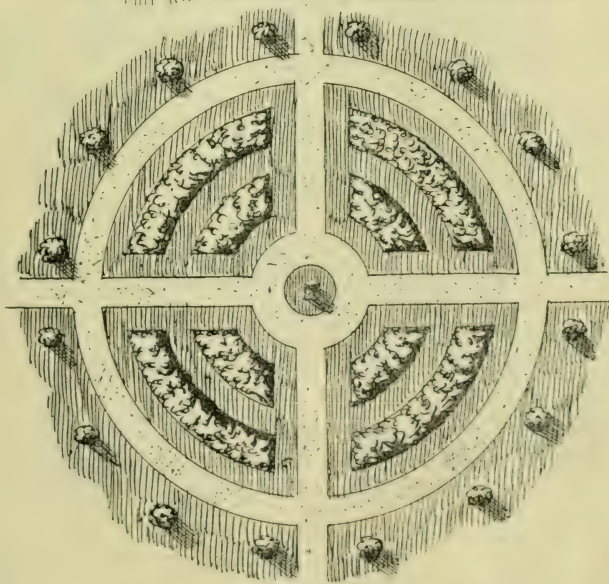

✻ KENT ✻

FROM THE GARDEN OF ENGLAND


Our magnificent collection of Roses is grown under the best conditions and includes the best varieties for all purposes.

Inspection during the summer months is
:: :: cordially invited. :: ::

We are Specialists in designing and planting
Rose Gardens. Catalogues and
:: Estimates free on request. ::



SCALE



SKELTON & KIRBY,

PIRBRIGHT :: SURREY.


Telephone : Brookwood 86.




WILL be pleased to design and make an artistic Rose Garden for you to a colour scheme, requiring the minimum of up keep.

All work entrusted to them is carried out by expert foremen under personal supervision.

Other garden work also carried out.




*Before embarking on Garden Alterations
call in an expert, it is cheaper
in the long run.*





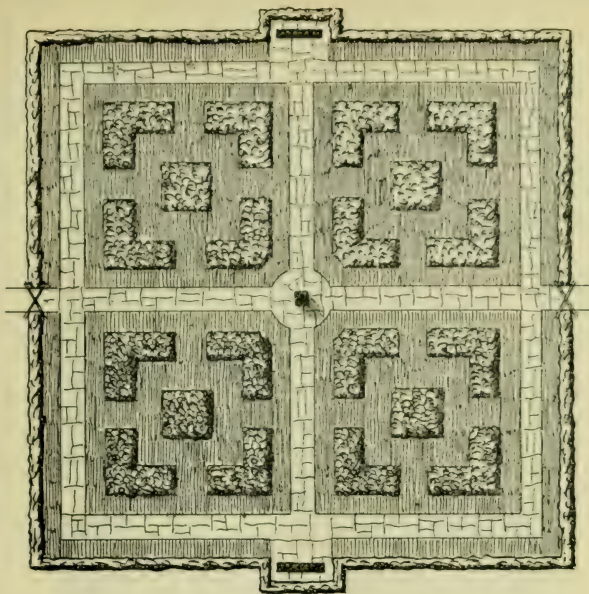
Scale.







Scale






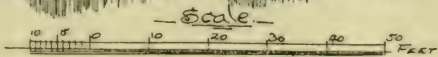


— SCALE —

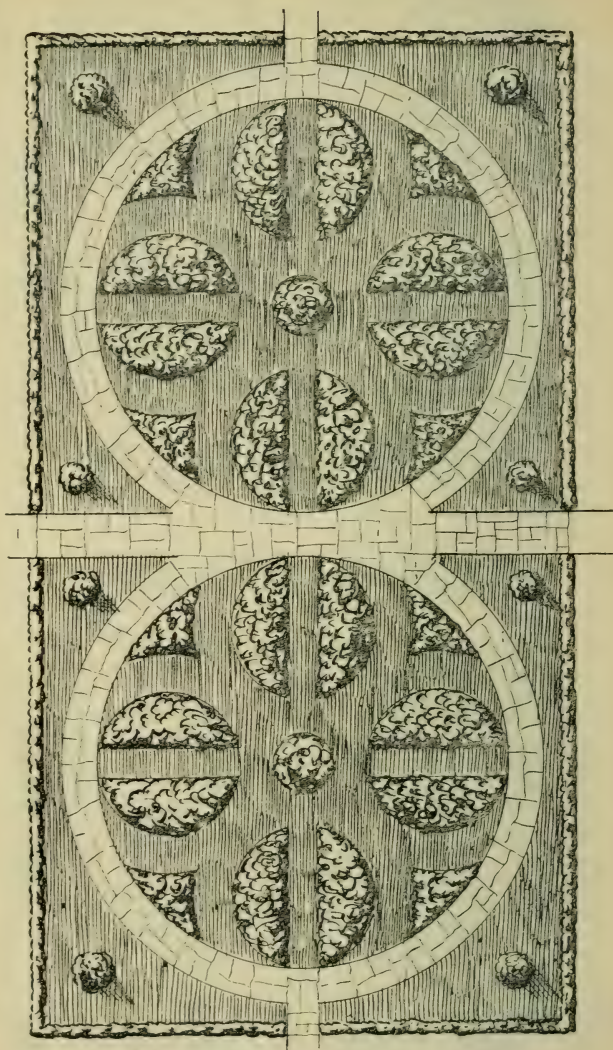





Scale

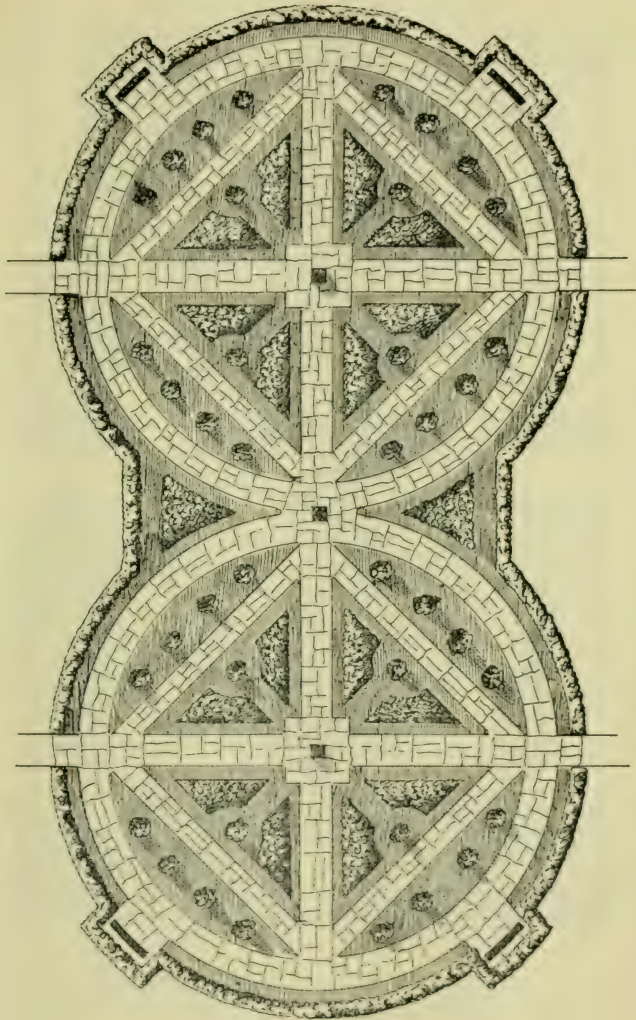








Scale






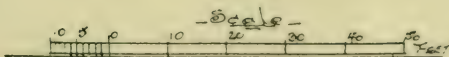
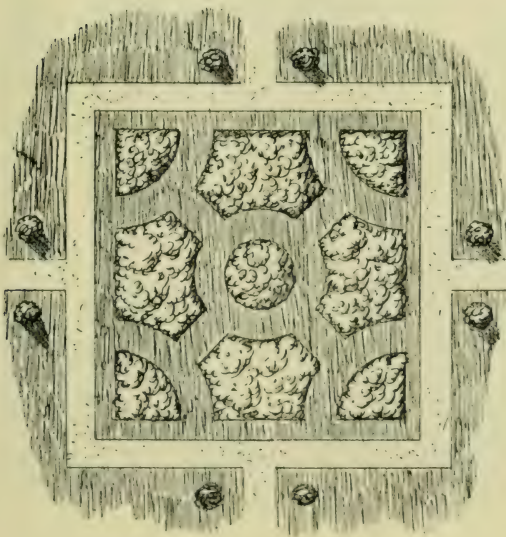
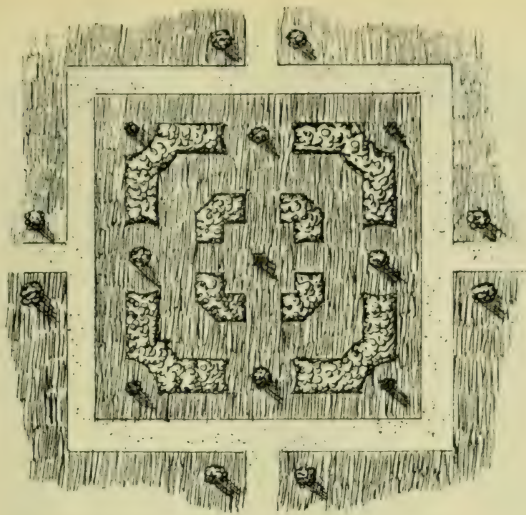
— SCALE —






Scale


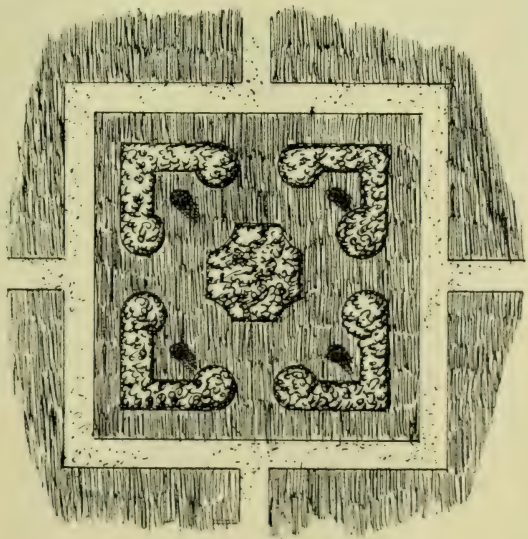



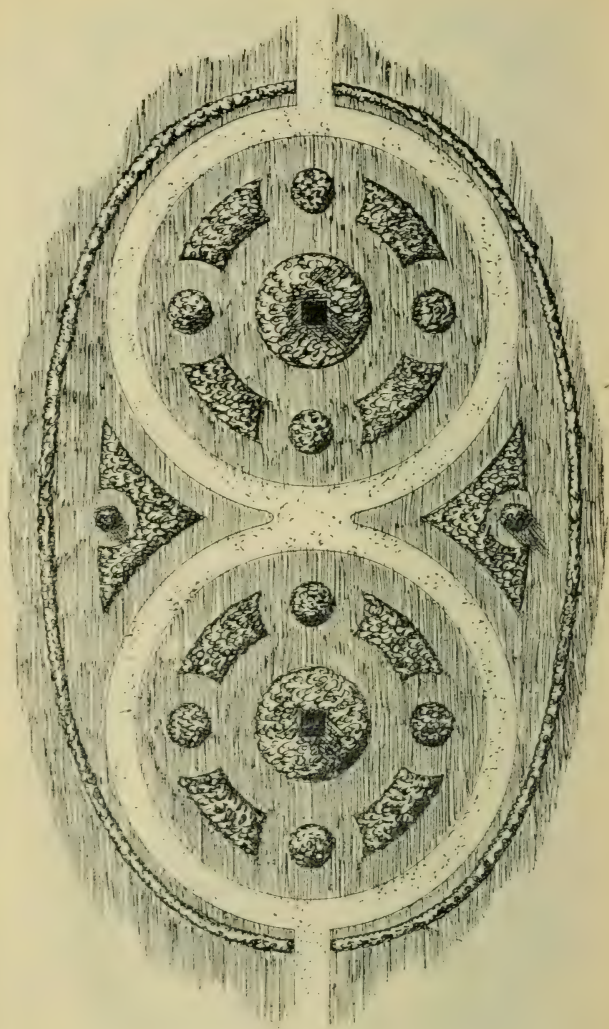





Scale







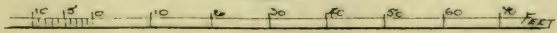



Scale






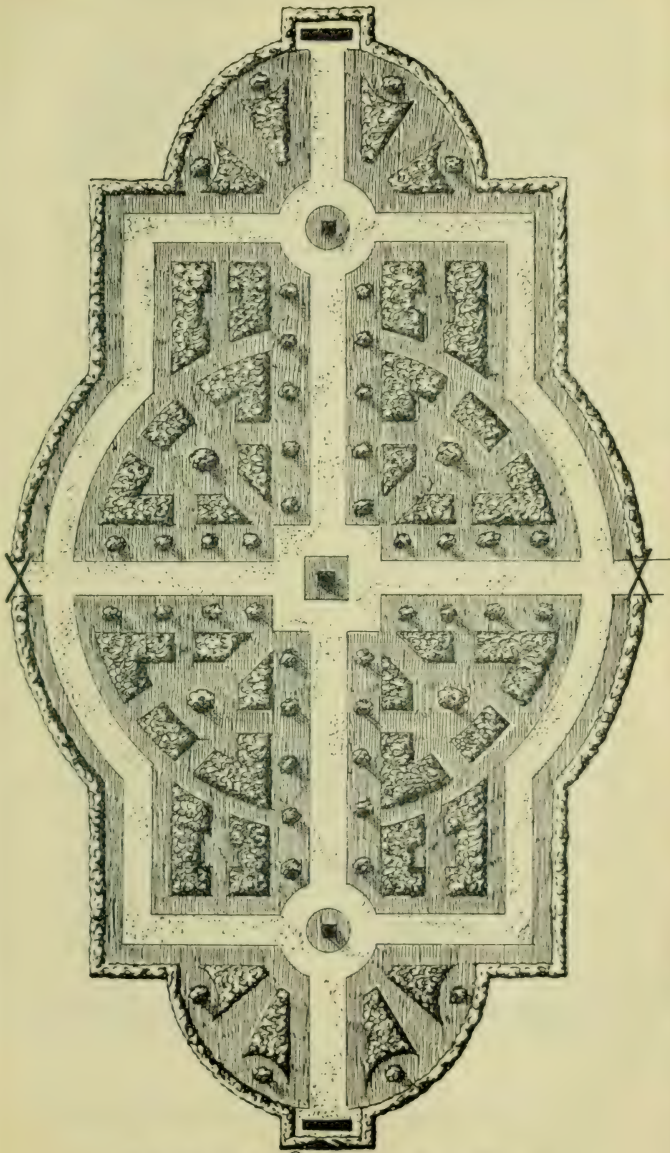
- SCALE -



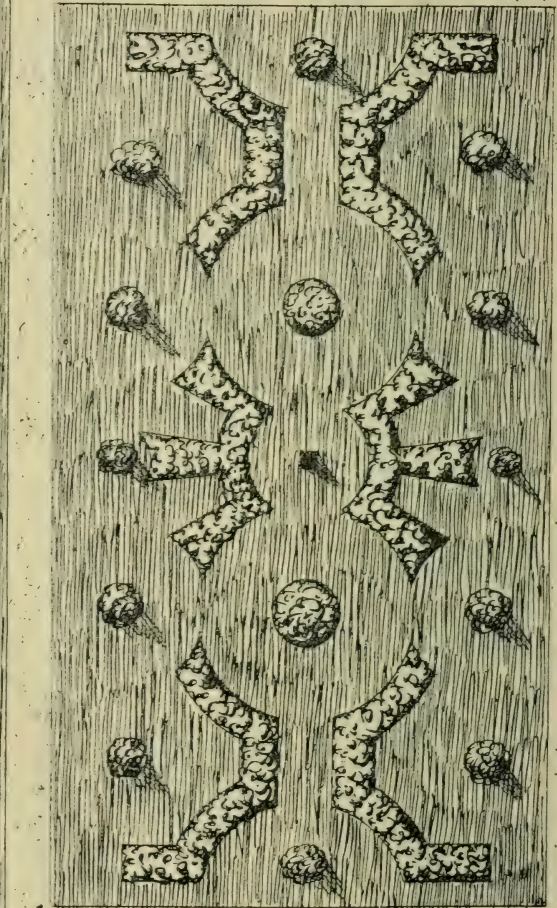


SCALE







SCALE
0 5 10 20 30 40 50 FEET




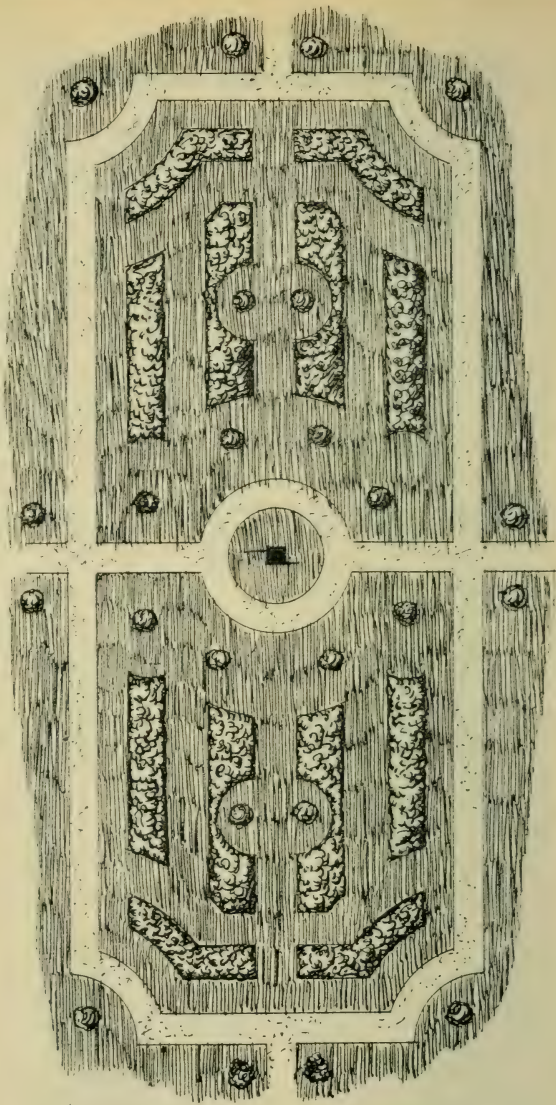
Scale








— SCALE. —





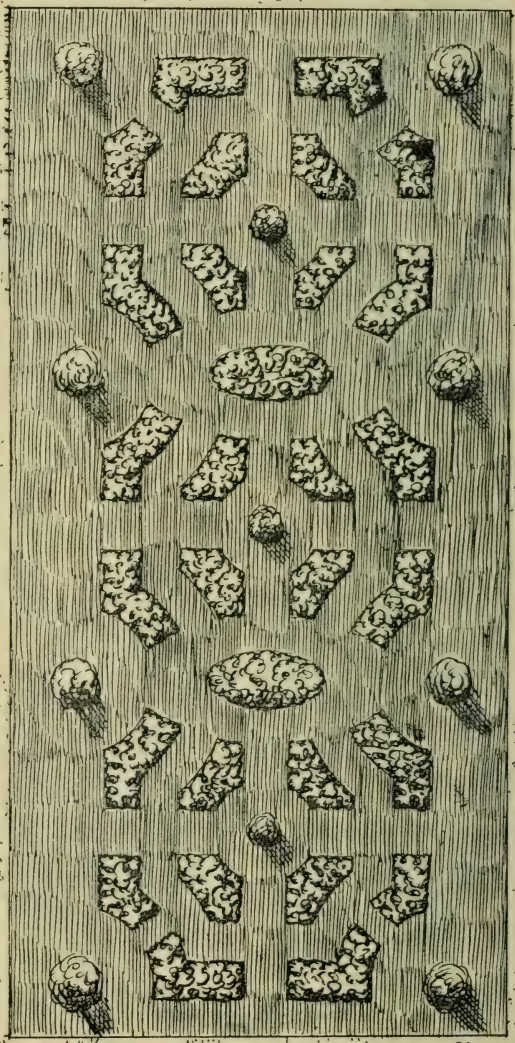
Scale -







SCALE






Scale






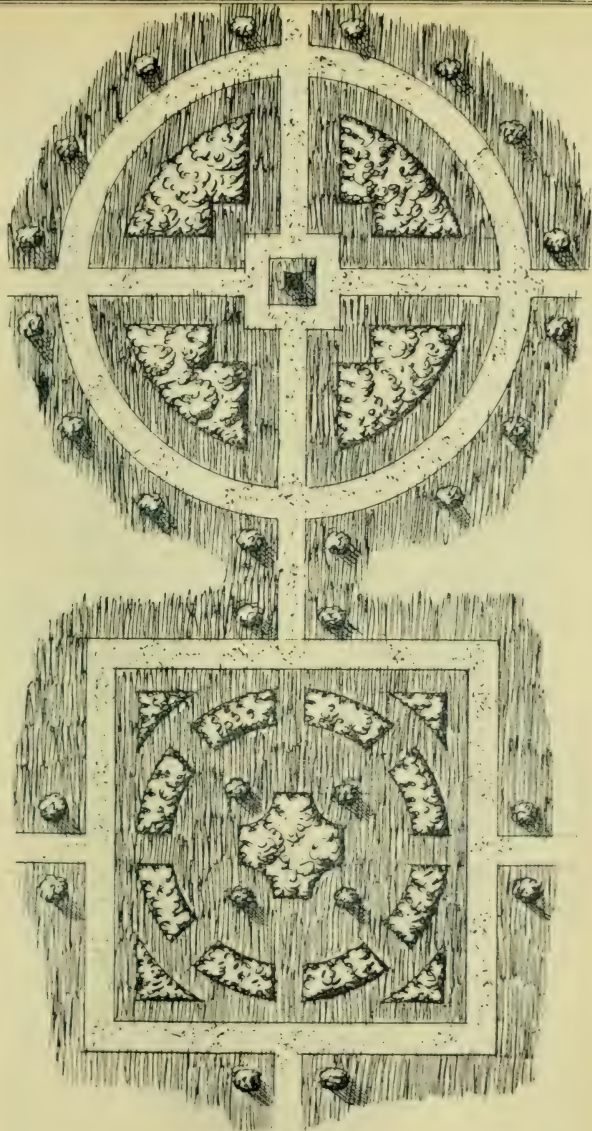
Scale







Scale. ———








SCALE







Scale








SCALE






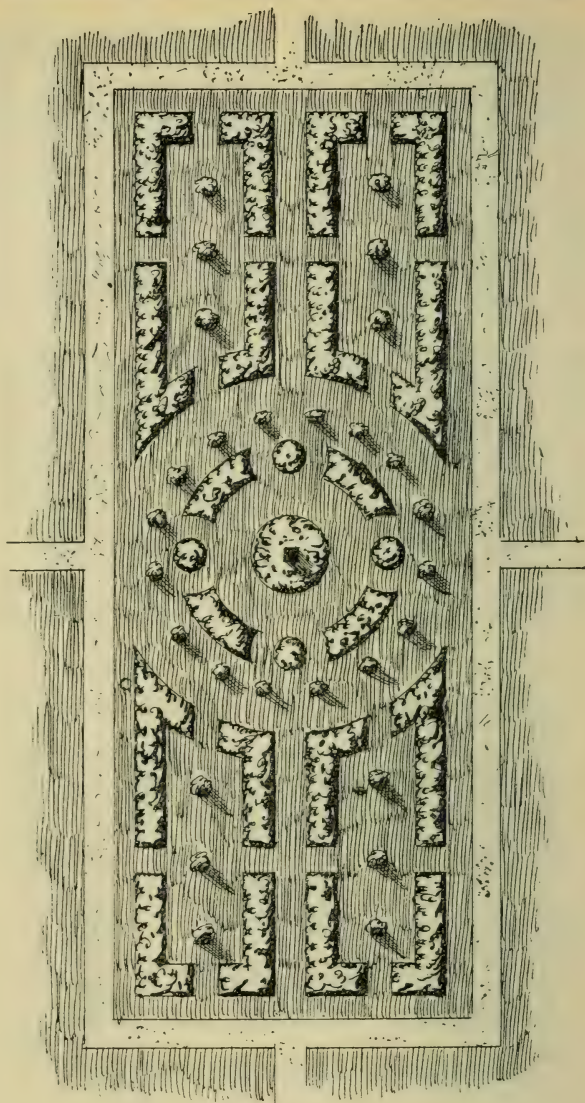
Scale








— SCALE —





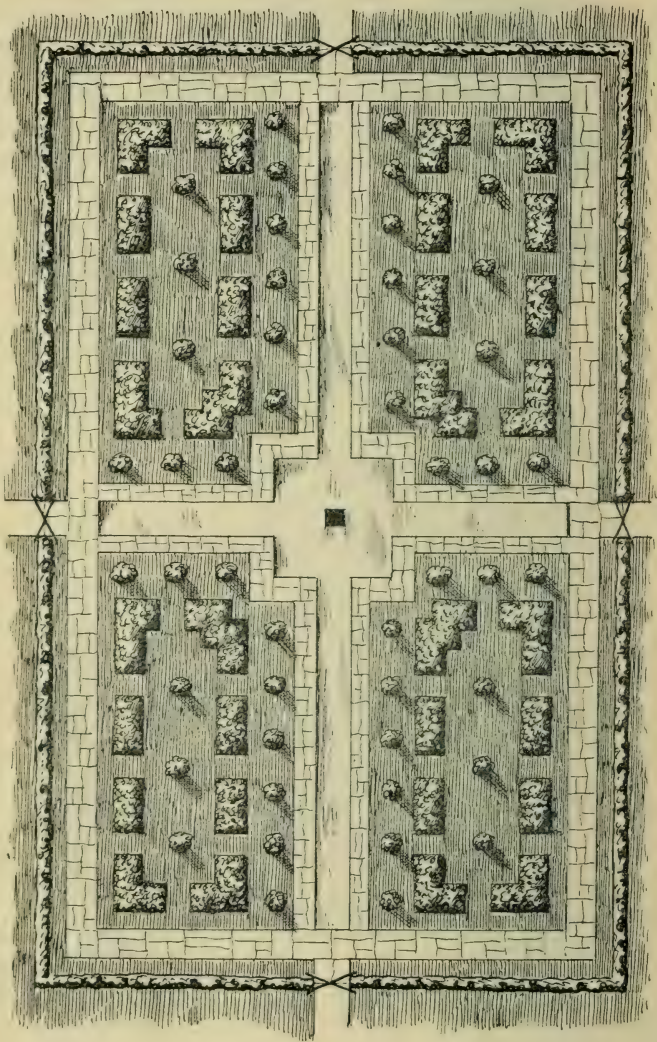
SCALE





SCALE





- SCALE -





Photograph by Reginald A. Malby, F.R.P.S.

COL. OSWALD FITZGERALD. (H.T.)

ALEX. DICKSON & SONS, LTD., 1917.



Photograph by Reginald A. Malby, F.R.P.S.

PADRE. (H.T.)

B. R. CANT & SONS, 1920.

CHAPTER XIX.

A DESCRIPTIVE LIST OF ROSES
IN COMMERCE.

*“Round the feast of fragrance rove
But gently touch the Rose of Love.”*—Anacreon.

In the compilation of this dictionary of Roses, for such it really is, I have relied principally upon the Rose-growing trade of this country to supply me with information as to varieties grown and in commerce to-day, and also on my good friends Messrs. Kitten Bros.

To my great surprise, I find that very few of our British Nurseries make the effort to keep alive the Roses of the past. The craze is for something new, for novelties that will sell, and while every effort is made by our growers to produce the best, and only to put on the market the finest of Roses, yet it is distressing to find so few who will preserve the Roses of yesterday. As in everything else, so in Roses we Britishers have to cross the Channel before we wake up. Not that we cede the palm to anyone for flowers or goods as superior to those that are British-grown or British-made: but we do not know how to take care of what we have got, or even to dispose of to the best advantage the products of our country.

It vexes me to find Continental growers teaching us our own business: I dare not ignore their lists and catalogues, although this work cannot accept the hall-mark of all their goods. But when you find firms and growers listing old varieties, raised in this country, which were sent out by our own nurserymen in the past but now have been discarded, you are obliged to take notice, for they will most certainly find their way home.

Such already is my experience, and it has made it a very difficult task for me to know where to begin and where to leave off. If only we had a national Rose garden, where every Rose that had been in commerce could be grown and listed, what an easy task mine would be! Instead, I have had to contend with the apathy of many of our less enthusiastic growers, and lack of information from some of our most important nurseries has prevented me from making my dictionary of varieties as perfect as it should be. This is the fault of the trade as a whole, who have not yet attained to the finer sense of discernment of its own interests as have its Continental brethren. We have a lot to learn in this country in respect to trade development, but the greatest lesson is to pull together. It is a very easy matter for me, apart from my knowledge to put my fingers on the live business horticultural firms of this country, and the simple evidence, such as courtesy, quick replies to all correspondence, whether interested or not, soon reveals to any business man the prospects of a firm.

When searching the dictionary for particulars of any variety, I trust that each will remember the difficulties with which I have to contend, and should the Roses sought for not be listed in my book, may I be forgiven the omission made either unintentionally or intentionally. Unintentionally if a grower had not notified me of its being grown in his nursery, and intentionally if, as far as I have been able to ascertain, it has passed out of commerce. It would be most confusing to the trade if I listed numberless varieties that were not obtainable, and my book would lose at once its practical value. In any case I would strongly recommend amateur growers to be advised by any of the nurserymen represented in this book, for each one is a past-master of his profession, and will gladly attend to orders and assist any disciple of the Queen of Flowers. Although trade catalogues may omit certain varieties from their lists, yet as is often the case a few trees are still grown for old customers or kept for various reasons outside commerce. Amongst

these may be found what is required, and if not grown by the nurseryman approached, still he will often know where such can be procured. Oftimes an old garden will yield buds of the variety sought for, and in many cases such remains as the sole surviving tree of a once popular favourite.

So many varieties are so much alike that the grower is well advised to leave selections to the trade, who can always supply a variety equally as good from their nurseries as one that has gone out of commerce or is difficult to procure. Sentiment is a most forceful factor in the selecting of Roses, but sentiment is not always well advised; and as enterprise and discovery move forward we should not hang too closely to the annals of the past. I certainly feel the loss of old friends, but at the same time I never shut my eyes to honest improvements; and where horticulture has advanced he would indeed be a bigot who desired to be fossilized to the productions of the past. My advice to every grower is, as far as possible, leave your selection of varieties to your nurseryman of repute, and do not distress him by trying to secure some obsolete variety which he can replace twice over with something better. They are the experts, and know what is best; and if we have our fancies, still these for the most part are but from lack of knowledge as to improvements. With these few remarks I submit to the Rosarian a list which, although in no-wise complete, yet represents the bulk of Roses now in commerce and which, as years advance, will be added to with advantage to the exhibitor and increased pleasure to the grower.

ABBREVIATIONS.

Used to denote the class to which a Rose variety belongs and also to denote the use for which a Rose variety is best suited.

Class to which it belongs.	Use for which it is suited.
Ayr.—Ayrshire.	A.—Autumn.
B.—Bourbon.	Ar.—Arch.
C.—China.	B.—Bush.
D.—Damask.	Bed.—Bedding.
H.B.—Hybrid Bourbon.	But.—Button-hole.
H.Brac.—Hybrid Bracteata.	Cut.—Cutting.
H.Briar.—Hybrid Briar.	E.—Edging.
H.N.—Hybrid Noisette.	Exh.—Exhibition.
H.P.—Hybrid Perpetual.	F.—Forcing.
H.T.—Hybrid Tea.	G.—Garden.
Mult. ramb.—Multiflora ramblers; (climbing polyantha).	H.—Hedge.
Pernet—Pernetiana.	P.—Pot.
N.—Noisette.	Pil.—Pillar.
poly pom.—polyantha pompon.	Perg.—Pergola.
Prov.—Provence.	S.—Screen.
rug.—rugosa.	T.—Town.
S.Briar.—Sweet Briar.	W.—Wall.
T.—Tea.	
wich.—wichuraiana	
wich. pom.—wichuraiana pompon.	

A Descriptive List

07

Roses in Commerce.

Abbé Bramere (H.P.), Guillot 1871:—Flower velvety purple with crimson red centre, edges of petals deep carmine violet, large full imbricated, sweet-scented. Growth moderate, robust. A. Cut. Exh. T.

Abbé Luis G. Orozco (H.T.), A. Schwartz 1910:—Flower glowing carmine, tinted cherry, border of petals tinted carmine, large and full. Growth vigorous, very free.

Abbé Moiland (C.):—Flower purplish crimson, free flowering. Growth vigorous.

Abel Carrière (H.T.), E. Verdier 1875:—Flower purple, shaded crimson, large and full. Growth vigorous, fine scent, erect, hardy. A. Cut. F. G.

Abondant (poly pom.), E. Turbat & Cie. 1914:—Flower bright carmine rose changing to bright flesh, produced in clusters. Growth extra vigorous; foliage deep glossy green.

Achille Gesbron (H.P.), Rousset 1893:—Flower geranium red, passing to deep cochineal carmine, large, full, fragrant. Growth vigorous.

Ada Paulin (H.T.), E. J. Hicks 1916:—Flower apricot, shaded bronze-yellow. Exh. Bu. Bed.

Adelaide Côte (H.P.), Schmitt 1881:—Flower purple garnet, large, full, fragrant. Growth vigorous, floriferous, hardy. A.

Admiral Dewey (H.T.):—Flower light blush-pink, large, of good shape. Vigorous, free flowering. Exh. Cut. Bed.

Admiral Ward (H.T.), Jos. Pernet-Ducher 1915:—Flower crimson red shaded velvety purple, large, full, and globular, with large petals; spherical blackish red bud. Growth very vigorous, erect, branching; large glossy green bronzed foliage; very free flowering. Bed.

Adolf Kärger (Pernet), W. Kordes' Söhne 1918:—Flower chrome yellow without shading, large and full, pro-

duced on long, stiff stems; long bud. Growth vigorous, deep green foliage; free and late flowering. Cut. F.

Adolf Koschel (Pernet), W. Kordes' Söhne 1918:—Flower intense orange yellow with reddish shadings, large, very full, produced on long and stiff stems, tea scent. Growth vigorous, erect, branching; perpetual flowering. Cut.

Ännchen Müller (poly pom.), J. C. Schmidt 1907:—Flower bright pink, petals reflexed, large showy clusters, sweetly scented; foliage subject to mildew. Growth medium. G. Bed.

Agate (poly pom.), G. Paul 1909:—Flower yellow, in bunches, very dwarf. E.

Aglaia (mult. ramb.), Schmitt 1895:—Flower canary yellow, small, semi-double, of beautiful shell-shaped form, tea-perfumed, produced in large trusses. Growth vigorous, climbing. Ar. Perg. Pil. W.

Aimée Vibert (N.), Vibert 1828:—Flower snow white, medium, full, sweet-scented. Growth very vigorous, climbing, perpetual flowering. Pil. W.

Aimie Vibert (Climbing) (N.):—See Aimie Vibert.

Aimie Cochet (H.T.), Soupert & Notting 1902:—Flower deep pink, with a rosy peach centre. Growth moderate.

Alain Blanchard (Prov.), Vibert 1839:—Flower dark violet red, large. Growth vigorous.

Alba (Rug):—Flower pure white, single. Growth vigorous, bearing large seed pods in the autumn. Bu. H.

Alba rubrifolia (Wich):—Flowers white, sometimes tinted red, foliage tinted crimson. Growth very vigorous. Pil. Ar.

Albéric Barbier (Wich), Barbier & Cie. 1900:—Flower creamy white,

centre canary yellow, medium, double. Growth very vigorous, climbing; early and late flowering. Ar. Perg. Pil. S.

Albert Stopford (T.), P. & C. Nabonand 1898:—Flower salmon rosy pink, outer petals purple rose, very large, full, sweet-scented. Growth very vigorous. A.

Alexander Emslie (H.T.), Alex. Dickson & Sons 1918:—Flower pure solid ruby on deep delicate velvety crimson, with slightly white base, deep and globular; deliciously perfumed. Growth free and branching; very floriferous. A magnificent rose. Exh. P.

Alexander Girault (Wich), Barbier 1907:—Flower deep carmine, shaded with pale orange, large and free. Pil. Ar.

Alexander Hill Gray (T.), Alex. Dickson & Sons 1911:—Flower deep lemon yellow, strongly tea-perfumed, large, full, of perfect form and high pointed centre. Growth robust, vigorous and erect. Exh. F.

Alexandra Zarifi (H.T.):—Flower terra cotta, changing to buff, single.

Alexandre Tremouillet (Wich):—Flowers white, tinted with rose and salmon centre, panicles of large double flowers; dark green foliage. Vigorous. Pil. Ar.

Alexina (C.):—Flower pure white, very large, and sweetly scented. Growth vigorous.

Alfred Aubert (C.):—Flower satin rose, free flowering. Growth vigorous.

Alfred Colomb (H.P.), Lacharme 1865:—Flower strawberry red with crimson carmine reflexes, large, full, high centred, very free and hardy. A. Cut. Exh. F. G.

Alfred de Dalmas (Perpetual Moss), Laffay 1855:—Flower, centre rose coloured, outer petals rosy white, medium, full, fragrant, floriferous. G.

Alfred de Rougemont (H.P.), Lacharme 1862:—Flower carmine red, with purple garnet reflexes, large and full. Growth vigorous, erect.

Alfred K. Williams (H.P.), Schwartz 1877:—Flower carmine-red, changing to magenta, large, full, of perfect imbricated form, fragrant. Growth moderate. A. Cut. Exh. F.

Alfred W. Mellersh (H.T.), Wm. Paul & Son 1918:—Flower salmon-yellow, shaded with rose; amber centre, exceedingly pretty; buds handsome, petals of the open flowers large and well shaped. Growth compact, exceedingly free flowering. A beautiful decorative variety; fine for massing.

Alice Amos (poly pom.), distributors D. Prior & Son, Ltd.:—Flowers

cherry pink, with white centre, single, large trusses. Growth vigorous, free flowering. Bed.

Alice Cory Wright (H.T.):—Flower deep pink, large and full. Growth moderate. Cut.

Alice de Rothschild (T.), Alex. Dickson & Sons 1910:—Flower deep citron yellow, very large, full, and of perfect form, with high pointed centre, Maréchal Niel perfume. Growth vigorous, erect, free. One of the best. Exh. G. P.

Alice Grahame (H.T.), Alex. Dickson & Sons 1903:—Flower ivory white tinted salmon, large, very full, sweet. Growth vigorous, free. A grand rose. Cut. Exh. P.

Alice Grey (Ayr):—Flower creamy blush, summer flowering. Growth very vigorous. Perg. Ar.

Alice Hamilton (C.):—Flower bright crimson, long pretty bud, very fragrant, free flowering.

Alice Köpke-Demoy (H.T.), Soupert & Notting 1907:—Flower milk white, centre suffused flesh, large, full, imbricated, opening well. Growth vigorous. Cut. Exh. F. G.

Alice Lemon (H.T.), E. G. Hill Co. 1910:—Flower creamy white with centre of aurora pink, very large and double, opening well. Growth vigorous. Quite distinct.

Alice Leroy (Moss):—Flower pale purple, well mossed; good foliage. But. Cut.

Alice Lindsell (H.T.), Alex. Dickson & Sons 1902:—Flower creamy white with pink centre, very large and full, fine form, with high pointed centre. Growth vigorous. Exh. A.

Alice Roosevelt (H.T.):—Flower bright rose, shaded to deep salmon, large, full, good shape.

Alliance Franco-Russe (T.), Goinard 1899:—Flower amber yellow, centre golden yellow, outer petals sometimes rose coloured, very large, full. Growth vigorous, hardy, very floriferous. First class Rose. A. Cut. Exh. G.

Alister Stella Gray (N.), (A. Hill Gray), Paul & Son 1894:—Flower pale yellow, deeper centre, borne in clusters, free blooming, and perpetual. Growth vigorous. Ar. Pil.

Alphonse Soupert (H.P.), Lacharme 1883:—Flower deep rose Neyron red, with carmine lake reflexes in the centre, very large, full, globular. Growth very vigorous, hardy. A. Cut. Exh. F. G.

Alpina (Species) 1753:—Flower a pure deep rose, single, and very early summer flowering. Growth vigorous; thornless. Bu.

Alpina Pyrenaica (Species):—Flower a bright rose, single, very early

summer flowering. Growth moderate; a dwarf variety of Alpina.

Alsace-Lorraine (H.P.), Duval 1879:—Flower deep velvety crimson, shaded purple garnet, large, full, very sweet. Growth very vigorous. A.

Altaica (Species):—Flower a pale lemon-white, single flowered, very early. Growth vigorous. Bu. H.

Altmärker (H.T.), J. C. Schmidt 1907:—Flower golden ochre, tinted cochineal red, medium, full, fragrant. Growth vigorous, floriferous. Distinct colouring. But. Cut.

Amadis (Ayr):—Flower deep purplish crimson. Growth free and rampant; does well under adverse conditions. Pil. Perg. S. H. Ar.

Amarante (poly. pom.), Barbier & Cie. 1916:—Flower dark amarante red, sometimes striped with white, medium size, produced in large clusters. Growth dwarf.

Amateur Teyssier (H.T.), Gamon 1899:—Flower milk white with coppery golden yellow centre, large, full, imbricated, opening well, fragrant. Growth vigorous, branching, very free. A. Cut. G. T.

Amaury Fonseca (poly pom), Souper & Notting 1913:—Flower pure white, suffused in autumn with light pink, of medium size and perfect form. Growth dwarf, unusually free flowering.

Amber (poly pom.), G. Paul 1909:—Flower amber, single, very dwarf. E.

Amelia Suzanne (T.):—Flower white, slightly flushed on outer petals with blush; sweetly scented.

Amélie Gravereaux (rug), J. Graveraux 1903:—Flower carmine purple, shaded red, large, full. Growth vigorous. B.

American Pillar (Wich), Conard & Jones Co. 1909:—Flower bright rose with light centre, large, single, fine trusses; bold glossy foliage. Growth vigorous, climber, summer flowering. Ar. Pil. Perg.

Amy Hammond (H.T.), S. M' Gredy & Son 1911:—Flower a blend of ivory, amber, and apricot. The clear amber colour is most pronounced, and develops to bright apricot, especially towards the base, perfectly formed, long and pointed, opening freely in all weathers, sweet-scented. Exh. G.

Amy Robsart (S. Briar) (Lord Penzance), Keynes, Williams & Co 1894:—Flower deep rose. Growth very vigorous. H. Bu. Pil.

Anais Ségalas (Prov.), Vibert 1837:—Flower crimson rose, of medium size, full and fragrant. Growth vigorous.

Andersoni (Hybrid of Species):—Flower rose pink, single summer-flowering. Growth vigorous. Bu.

Andenken an Breslau (wich), H. Kiese & Co. 1913:—Flower bright cherry carmine, large for its class, very full, produced in large clusters. Growth like "Dorothy Perkins." Perg. S.

Andre Gamon (H.T.):—Flower deep rose shaded red. Growth vigorous.

Andrée Lenoble (poly pom), E. Turbat & Cie. 1916:—Flower bright rose, double, imbricated form and of good substance, produced in huge clusters. Growth very vigorous; early flowering.

Anemone (Sinica):—Flower large silvery pink, single. Growth vigorous, climber, likes a warm wall. W.

Angelique Quetier (Moss):—Flower pale lilac rose. Growth free and well mossed. But. Cut.

Anna Chartron (T.), Veuve Schwartz 1896:—Flower cream yellow, washed lilac rose, full, opening well. Growth vigorous. Exh.

Anna de Diesbach (H.P.), Lacharme 1858:—Flower rose Neyron red, very large, full, of cupped form, very sweet. Growth vigorous, free, hardy. A. Cut. F.

Anna Marie de Montravel (poly pom.), Veuve Rambaux 1879:—Flower pure white, full, free flowering. Bed. But. E. F.

Anna Ollivier (T.), Ducher 1872:—Flower yellowish flesh, shaded with salmon, large, full, fragrant. Exh. G.

Annchen Müller (poly pom), J. C. Schmidt 1906:—Flower brilliant rose, medium, full, opening well. Growth vigorous, free flowering. Bed. T.

Anne Laferrère (H.P.), Clément Nabonnand 1916:—Flower bright velvety red, large, double, of cupped form, erect. Growth very vigorous.

Anne of Geierstein (S. Briar) (Lord Penzance), Keynes, Williams & Co. 1894:—Flower deep crimson-rose, single. Growth very vigorous. H. Bu.

Annette Aynard (H.T.), M. Leenders & Co. 1919:—Flower deep canary yellow edged with rose, very large, full. Growth vigorous.

Annie Crawford (H.P.), 1914:—Flower clear pale pink, large and full. Growth vigorous; an improved "Mrs. John Laing." Exh.

Annie Wood (H.P.), E. Verdier 1866:—Flower currant red, passing to purple and cochineal carmine, large, very full and sweet. Growth very vigorous. A. Cut. Exh.

Antoinette Guillerat (C.), Buatois 1898:—Flower white, shaded yellow towards the centre, carmine tinted on the outside, large, semi-double, free flowering. Growth vigorous.

Antoine Mouton (H.P.), Levet 1874:—Flower clear, cochineal carmine, extra large, very full, globular, very fragrant. Growth vigorous, erect, hardy. A. Cut. G. Exh.

Antoine Quihou (H.P.), E. Verdier 1879:—Flower velvety purple maroon, large, full, fragrant. Growth vigorous. A. Cut. F. G.

Antoine Rivoire (H.T.), Jos. Pernet-Ducher 1895:—Flower fleshy white on a yellow ground, shaded with a border of carmine, large, full. Growth vigorous. A. Bed. Cut. Exh. F. G. T.

Apotheker Franz Hahne (Austrian Briar), H. Kiese & Co. 1919:—Flower salmon rose, base of petals orange yellow, large, full; buds of distinct red orange colouring. Growth vigorous, similar to "Gloire de Dijon."

Apotheker Georg Höfer (H.T.), N. Welter 1900:—Flower brilliant clear purple red, very large, sweet-scented. Growth very vigorous. Cut. Exh. F.

Arcadia (Wich):—Flower bright rosy scarlet, double, flowering in large clusters, late. Growth vigorous. Pil. Perg. Ar.

Archiduchesse Elisabeth d'Autriche (H.P.), Moreau-Robert 1881:—Flower carmine purple, passing to purple rose, very large, full, fragrant. Growth very vigorous and free flowering. A. Cut. G.

Archiduchesse Marie Immaculata (T.), Soupert & Notting 1886:—Flower rosy flesh changing to bright rosy scarlet, outer petals purple rose, very large, full, opening well, very sweet. Growth vigorous. A. Cut. G. T.

Archie Gray (H.T.), Hugh Dickson 1920:—Flower deep crimson, heavily flamed with brilliant velvety scarlet, large and very full, high centred and fine form, edges of petals nicely reflexed. Growth vigorous, free branching; foliage dark green and abundant. G.

Ards Pillar (H.T.), A. Dickson & Sons 1902:—Flowers full rich crimson, of cupped form. Growth vigorous. Pil.

Ards Rambler, A. Dickson 1908:—Flower orange crimson, large, fine foliage, fragrant. Growth vigorous. Pil. Ar.

Ards Rover (H.P.), A. Dickson & Sons, 1898:—Flowers dark shaded crimson, of good size, with stiff petals; handsome foliage. Growth very vigorous. W. Pil. Ar. Perg.

Arethusa (C.), W. Paul 1903:—Flower clear yellow tinted apricot.

Growth vigorous, free flowering, early and late. Bed.

Argentine Cramon (H.T.), C. Chamberd 1915:—Flower outside of petals white, tinted carnation rose at points of petals, interior of petals carnation rose, very large, double and cupped. Growth very vigorous, strong and branching, beautiful purple green foliage, wood spineless.

Argyll (H.T.):—Described as an improved "Mrs. David McKee," possessing a deeper cream tone. Growth robust. Exh.

Ariadne (C.), Wm. Paul & Son 1918:—Flower bright crimson, centre shaded with yellow, moderately full, large strong petals. Growth vigorous branching. Bed.

Ariel I. (Wich), G. Paul 1910:—Flower bright amaranth pink, in clusters, the buds are of a fine coppery colour. Growth vigorous. Pil. Ar. Perg.

Armosa or Hermosa (C.), Marcheseau 1840:—Flower soft pink, very double, medium size, globular. Growth free. Bed.

Arthur R. Goodwin (Pernet), Jos. Pernet-Ducher 1909:—Flower coppery orange red, passing to salmon pink as the flowers expand, medium size, full. Growth vigorous, very free flowering, hardy and branching. A. Bed. Cut. Exh. T. G.

Arvensis Miss Jekyll (Ayr):—Flower white, single. Vigorous climber. Ar. Perg. Pil.

Aschenbrödel (poly pom.), Lambert 1902:—Flower pale peach with deeper salmon centre. Growth dwarf. Bed. G. E. F.

Aspirant Marcel Rouyer (H.T.), Jos. Pernet-Ducher 1919:—Flower deep apricot, reddish apricot in the centre, tinted salmon flesh on outer petals, veined deep yellow at the base, very large, full, very long pointed bud carried on strong stem. Growth vigorous, branching. Exh. Bed. C.

Atropurpurea (Rug):—Flower deep blackish crimson; single. Growth vigorous. Bu. H.

Auguste Barbier (Wich), Barbier 1901:—Flower deep pink to lilac rose with light centre, semi-double, produced in clusters, dark green foliage. Growth vigorous. Pil. Ar. Perg.

Auguste Comte (T.), Soupert & Notting 1895:—Flower madder carmine, medium. Growth vigorous, branching, very free flowering. But.

Auguste Gervaise (Wich), Barbier & Cie. 1917:—Flower coppery yellow and salmon rose, changing to chamomise and creamy white, double, very large for its class; bud coppery apricot yellow, tinted aurora pink. Growth very vigorous, climbing.

Augustine Guinoisseau (H.T.), Guinoisseau 1889:—Flower rosy white, large, full, globular, opening well, fragrant. Growth vigorous, very floriferous. Termed by the raiser a white "La France." A. Bed. Cut. G. T.

Augustus Hartmann (H.T.), B. R. Cant & Sons 1914:—Flower brilliant geranium red flushed with orange, of large size and beautifully formed, nearly all blooms coming perfect and being carried erect on stout stems. Growth strong and sturdy, with deep green leathery foliage which does not readily mildew. Exh.

Aurore (C.), Veuve Schwartz 1897:—Flower saffron yellow, changing to salmon rose, tinted aurora, large, full, fragrant. Growth vigorous. Distinct. A. But. E. G. T.

Australian Beauty (H.T.):—Flower brilliant scarlet, flushed blackish maroon crimson. Growth free. Bed.

Austrian Copper (Austrian Briar), grown in England by John Gerrard 1596:—Flower nasturtium red, reverse of petals yellow, single, early summer flowering. Growth vigorous. G.

Austrian Yellow, Double (Austrian Briar):—Flower clear yellow, early summer flowering. Very pretty in the bud. Growth vigorous. H. Bu.

Austrian Yellow Single (Austrian Briar), grown in England by John Gerrard 1596:—Flower clear yellow, early summer flowering. Growth vigorous. G. H. Bu.

Autumn Tints (Pernet), B. R. Cant & Sons 1914:—Flower coppery red shaded with orange and salmon, of medium size. Growth strong and branching; foliage rich bronzy green. Bed.

Aviateur Bleriot (Wich), Fauque et Fils 1910:—Flower golden yellow, full, in clusters. Growth very vigorous. Ar. Perg. Pil.

Aviateur Michel Mahieu (H.T.), Soupert & Notting 1912:—Flower coral red with vivid centre, large, of perfect form, very fragrant. Growth vigorous, upright, very floriferous. Exh. C. G.

Avoca (H.T.), A. Dickson & Sons, Ltd., 1907:—Flower crimson scarlet, of medium size, well shaped, produced on ends of long shoots; fragrant. Growth very vigorous. Exh. G. Cut.

A. W. Mellish (H.T.), W. Paul 1918:—Flower clear yellow, shaded pink. Bed.

BABY DAILY MAIL poly pom.)—Flower in every respect identical with Mme. Edouard Herriot, but a true dwarf polyantha, very free flowering. Bed. Cut.

Baby Dorothy (poly pom.):—A sport of "Dorothy Perkins." Growth dwarf. Bed. E. P.

Baby Lyon-Rose (poly pom.), E. Turbat & Cie. 1916:—Flower coral red with salmon shrimp pink and capucine yellow, the colour is on the shade of "Lyon-Rose," but more pronounced, large for its class, double, produced in clusters. Growth erect.

Baby Tausendschon (poly pom.):—Flower pink, rosy-carmine, well-expanded, large, clusters. Bed. E.

Bagatelle (Mult. ramb.):—Flower white, slightly tinged with pale rose. Growth vigorous. Ar. Pil.

B. A. Hammond (H.T.):—Flower apricot shading to fawn or delicate buff. Growth moderate.

Baltimore Belle (Mult. ramb.), S. & J. Feast 1843:—Flower white, suffused yellow, of medium size, full, produced in clusters. Growth very vigorous, climbing, hardy. Ar. B. Perg. Pil.

Banksia (Banksia), Kerr 1807:—White, very vigorous climber; south or west wall; small double white flowers, known as the White Banksian Rose; summer-flowering, fragrant.

Banksia Fortunei (Banksia):—Flower double white, sweetly scented. Growth vigorous, tender; south or west wall.

Banksia Lutea (Banksia), Royal Horticultural Society, 1824:—Yellow, very vigorous; south or west wall; small double, yellow flowers, known as the Yellow Banksian Rose; summer flowering.

Bardou Job (H.T.), Nabonnand 1887:—Flower glowing crimson, semi-single, with large petals, a perpetual pillar rose. Growth vigorous. Pil.

Bar le Duc (Mult. ramb.), Soupert & Notting 1906:—Flower rosy-peach with coppery carmine centre.

Baron de Wassenaer (Moss), Verdier 1854:—Flower deep rose and well mossed, cupped in clusters. Bu.

Baron Girod de l'Ain (H.P.), Reverchon 1897:—Flower varying from amaranth lake to carmine purple, with white edges of petals, large, full, fragrant. Growth vigorous.

Baron Gonella (B.):—Flower bright cerise shaded with bronze, best in autumn. Growth vigorous, free flowering.

Baronne Ad. de Rothschild (H.P.), Pernet 1867:—Flower bright pink, passing to mauve rose, very large.

full, of cupped form. Growth robust, very free. A. Cut. F. G.

Baronne Ch. de Gargan (T.), Souper & Notting 1893:—Flower sulphur yellow, outer petals changing to sulphury white, large, full. Growth very vigorous, climbing. A. Perg. Pil.

Baronne Charles d'Huart (H.T.), Ketten Bros. 1910:—Flower pale lilac rose suffused fleshy white, very full, perfectly formed, with high pointed centre and nicely reflexed petals, carried on long stiff stems, generally singly. Growth vigorous, branching, very free flowering. Bed. Cut. Exh.

Baronne de Bonstetten (H.P.):—Flower intensely dark, velvety crimson, sweetly scented. Growth vigorous. Exh. Cut.

Baronne d'Erlanger (T.), Lévêque naix 1897:—Flower flesh coloured, base salmon and yellow, medium, full, globular. Growth very vigorous, free. Exh.

Baronne de Maynard (B.):—Flower pure white, medium size, fine form, free, constant bloomer, fine foliage. Growth vigorous. W. Pil.

Baronne Henriette Snoy (T.), Bernaix 1892:—Flower flesh rose, base of petals china rose, very large, full. Growth vigorous, erect, very free. A. Exh.

Baronne Nath. de Rothschild (H.P.), Pernet 1884:—Flower lilac rose tinted bright rose, very large, full, fragrant. Growth vigorous and free. A. Cut.

Baronne Piston de St. Cyr (C.):—Flower pale flesh, bright and distinct.

Baroness Rothschild (H.P.), Pernet 1867:—Flower pale rose, large and full, scentless. Growth vigorous, erect.

Baroness von Ittersum (Mult. ramb.):—Flower glowing crimson, semi-double. Growth vigorous. Ar. Pil. Perg.

Baroness Van der Feltz (H.T.), W. Lourens 1918:—Flower deep orange vermilion, full. Growth vigorous; very free flowering.

Bath (Moss):—Flower pure white, large, blooming in clusters. Growth vigorous, free. Cut. But.

Beacon (C.):—Flower bright blood red colour, large, full. Growth moderate. Bed.

Beatrice (H.T.):—Flower pink, changing to pale flesh; large, full, well-shaped. Growth moderate.

Beau Carmine de Luxembourg (C.):—Flower brilliant carmine, semi-double, perpetual, free flowering. Growth vigorous.

Beauté d'Automne (poly pom.), E.

Turbat & Cie. 1918:—Flower salmon fire red, large for its class, continuously produced in large corymbs. Growth dwarf; late flowering.

Beauté de France (H.T.), Toussaint Mille Fils 1920:—Flower creamy white, passing to pure white, inside of petals deep yellow, large, full, of fine form, fragrant. Growth vigorous, very hardy, handsome deep green foliage. C.

Beauté de l'Europe (T.), Gonod 1881:—Flower salmon maize yellow, suffused creamy yellow, very large, full, globular. Growth vigorous, climbing, free flowering. A. Cut. Exh. Perg. Pil.

Beauté de Lyon (Pernet), Jos. Pernet-Ducher 1910:—Flower coral red slightly shaded with yellow, large, full, and globular. Growth vigorous, autumn flowering. Unique colouring. B. Exh. H. P.

Beauté Inconstante (T.), Jos. Pernet-Ducher 1892:—Flower variable: madder red, veined turkey red on a coppery saffron yellow ground. Growth vigorous, very free. Distinct. A. G. T.

Beauté Lyonnaise (H.T.), Jos. Pernet-Ducher 1895:—Flower white, tinted with pale yellow, very large, full. Growth robust, erect.

Beauté Orléanaise (Wich), E. Turbat & Cie. 1919:—Flower pure white suffused salmon rose, changing to bright flesh pink, very double, produced in large trusses. Growth very vigorous, climbing.

Beaute de Lyon (Pernet), Pernet-Ducher 1910:—Flower coral-red to strawberry rose and fawn yellow, large and globular. Distinct.

Beauty of Waltham (H.P.), W. Paul & Son 1862:—Flower cherry-crimson, possessing a rich damask fragrance, late bloomer, medium, very fragrant.

Beggeriana (Species):—Flower white, small, produced freely; introduced from the Himalayas.

Belle des jardins (Gallica), Guillot fils 1872:—Flower bright purple, striped white, medium size, full. Growth vigorous; very hardy.

Belle Lyonnaise (T.), Levet 1869:—Flower deep canary yellow, changing to white, slightly tinted salmon, very large, full, very sweet. Growth very vigorous, climbing, hardy. A. B. Cut. Pil.

Belle Poitevenne (rug.):—Flower clear rose, large and double, sweetly scented. Bu.

Belle Siebrecht (H.T.), Alex. Dickson & Sons 1895:—Flower imperial pink, large, fairly full, beautifully formed, sweetly perfumed, opening well. Growth vigorous. A. Cut. Exh. F. G. T.

- Ben Cant** (H.P.), B. R. Cant & Sons 1902:—Flower deep crimson, sweetly scented. Seedling from "Victor Hugo." Grand rich green foliage. Growth vigorous. Exh.
- Benedictine Seguin** (H.T.), Jos. Pernet-Ducher 1918:—Flower brownish terra cotta, shaded coppery orange, large, full, and globular, buds reddish apricot shaded carmine. Growth very vigorous, erect, branching; foliage bronzed reddish green. Distinct.
- Benedictus XV.** (H.T.), M. Leenders & Co. 1917:—Flower white, shaded soft salmon towards the centre, large, full, of perfect form, fragrant; buds long and pointed. Growth vigorous, very free flowering. Bed. Cut.
- Bennett's Seedling** (Ayr), Bennett 1840:—Flower white, small, semi-double, flat, in clusters. Ar. Perg. H. W.
- Beranger** (Moss):—Flower deep rose, small. Growth vigorous. Bu.
- Berberifolia Hardii**:—Flower single yellow, with chocolate blotches. Growth moderate, tender.
- Berthe de Bary de Zahony** (T.):—Flower nankeen yellow, tinted with salmon and copper. Growth moderate.
- Berthe Gaulis**, Bernaix 1909:—Flower pale lilac and china rose, with darker centre, free.
- Bertha Kiese** (H.T.), O. Jacobs; introduced by H. Kiese & Co. 1913:—Flower pure golden yellow, large, long bud shaded orange and carmine. Growth vigorous, upright, free branching. F. G. Cut.
- Bertha von Süßner** (H.T.), H. A. Verschuren & Zonen 1918:—Flower and colour like "Madame Abel Chatenay"; handsome foliage. Cut.
- Berthe Gaulis** (H.T.), P. Bernaix 1909:—Flower pale lilac rose and china rose with darker centre, large, fragrant. Growth vigorous. Cut. G.
- Beryl** (T.), Alex. Dickson & Sons 1898:—Flower deep golden yellow, small, full, sweetly perfumed. Growth moderate, very floriferous. Bu. T.
- Bessie Brown** (H.T.), Alex. Dickson & Sons 1899:—Flower creamy white, large size, very full. Growth vigorous. Exh. One of the best.
- Bessie Chaplin** (H.T.), Chaplin Bros., Ltd., 1921:—Flower bright pink, very large, well shaped, foliage dark green, reliable, continuous. Growth vigorous and upright. Bed. Bu.
- Bettelstudent** (poly pom.):—Flower single, deep carmine with a white eye. Growth dwarf. Distinct. E.
- Betsy van Nes** (poly pom.), Raiser & S. van Ryn; distributors: Münch & Haufe 1914:—Flower of bright pure red, large and double, produced in large, dense, erect, and pyramidal clusters. Growth very vigorous; foliage light green, immune from mildew. A sport from "Mrs. Wm. H. Cutbush."
- Betty** (H.T.), Alex. Dickson & Sons 1905:—Flower coppery-rose overspread with golden yellow, large, fairly full, fine form, buds very long, opening well, deliciously perfumed. Growth very vigorous, continuous flowering. A. Cut. Exh. F. P. T.
- Betty Berkeley** (T.), P. Bernaix 1903:—Flower cochineal carmine, changing to geranium red, medium, moderately full, opening well. Growth vigorous. A. T.
- Betty Uprichard** (H.T.), Alex. Dickson & Sons 1921:—Flower soft pink flushed orange, with deeper centre, full and pointed, fragrant. Bed.
- Beulah** (H.T.), F. Cant & Co. 1914:—Flower buds brightest rose-pink, as petals expand the yellow base with bright yellow anthers reminds one of a peony. Growth free, branching. Bed.
- Bianca** (H.T.), Wm. Paul & Son 1913:—Flower creamy white tinted and shaded with peach, long pointed buds. Growth vigorous; very free and continuous in blooming. Exh. Cut.
- Billiard et Barré** (T.), J. Pernet-Ducher 1898:—Flower Indian yellow, changing to golden yellow, moderately full, globular, very sweet, opening well; buds superb when half open. Growth vigorous, semi-climbing. A. Cut. T.
- Black Moss** (Moss):—Flower black crimson purple. Growth vigorous. Distinct. Bu.
- Black Prince** (H.P.), Wm. Paul:—Flower very dark crimson, richly shaded, cupped, large, full, fine shape. Cut.
- Blairii No. 2** (H.C.), Blair 1845:—Flower blush with rose coloured centre, cupped, in clusters, very large, double. Growth very vigorous, branching; fine foliage. Ar. Pil. W.
- Blanc double** (Moss):—Flower white, medium size, full, fragrant. Growth vigorous. G.
- Blanc double de Coubert** (rug.), Cochet-Cochet 1892:—Flower pure white, very large, nearly full, fragrant. Growth very vigorous. Bu. H.
- Blanche Belgique** (Alba):—Flower white, very floriferous. Growth moderate.
- Blanche Frowein** (Mult. ramb.), M. Leenders & Co. 1915:—Flower copper suffused with golden yellow, passing

to delicate yellow, of medium size, full and very fragrant. Growth vigorous, climbing, free, and perpetual.

Blanche Martignat (T.), Gamon 1903:—Flower salmon tinted yellow, outer petals suffused pink, large, full, very sweet. Growth vigorous.

Blanche Moreau (Moss), Moreau-Robert 1880:—Flower pure white, large, full, perfect form, produced in corymbs. Growth vigorous, well mossed, hardy. The finest white Moss Rose. G. T.

Blanche Simon (Moss), Moreau-Robert 1862:—Flower pure white, large, rather flat, full. Growth vigorous.

Blanc Unique (C.):—Flower pure white; medium sized, borne in the greatest profusion. Growth vigorous.

Blanche Rabatelle (poly pom.):—Flower crimson purple, small, double, in bunches. Growth dwarfed. E. P. **Blumenschmidt** (T.), J. C. Schmidt 1905:—Flower primrose yellow, outer petals delicate rose, large, full. Growth vigorous, continuous flowering. A. Bed. Cut. G. T.

Blush Rambler (Mult. ramb.), B. R. Cant & Sons 1903:—Flower blush rose colour, in large clusters, sweetly scented, free. Growth vigorous. Pil. Ar. Perg. H.

Blushing Bride (H.T.), Hugh Dickson 1918:—Flower clear white, with faint blush flush over the centre, large, full, and well formed, with high pointed centre. Growth free. Bed.

Boadicea (T.), W. Paul & Son 1901:—Flower pale peach, tinted with pink and violet, pointed shape, stiff petals, large. Growth moderate. Exh.

Boncenne (H.P.), Liabaud 1862:—Flower dark velvety purple, large, very full, sweet-scented. Growth vigorous, hardy. A. Cut. F. G.

Bonnie Belle (Wich):—Flower pink, single, with yellow stamens, handsome foliage. Growth vigorous. Ar. Perg. Pil.

Bordure (poly pom.), Barbier & Cie 1911:—Flower pure carmine, large and double, of good shape. Very free flowering.

Boule de Neige (N.), Lacharme 1867:—Flower pure white shaded greenish white, medium, full, imbricated, opening well. Growth vigorous. A. Cut. T.

Bouquet d'Or (N.), Ducher 1872:—Flower Naples yellow, centre salmon, large, very full, fragrant. Growth vigorous, climbing.

Bouquet Rose (Wich):—Flower rose

pink to lilac white, early, perpetual flowering. Growth vigorous. Ar. Pil. Perg.

Bourbonne Queen (B):—Flower deep rose, large, sweetly scented. Growth vigorous, free flowering. H. A.

Braiswick Beauty (Mult. ramb.), F. Cant & Co. 1915:—Flower satiny rose, base of petals bronzy rose, early flowering; produced abundantly, light artistic clusters, fragrant. Growth very vigorous. Ar. Pil. Perg.

Braiswick Charm (Wich), F. Cant & Co. 1914:—Flower orange-yellow to white, free, in light clusters; tea scented. Growth very vigorous. Ar. Perg. S.

Braiswick Fairy (Mult. ramb.), F. Cant & Co. 1915:—Flower blush pink, semi-double, sweet perfume, early flowering. Growth, large trusses on erect stems. Pil. Perg. Ar.

Braiswick Gem (Mult. ramb.), F. Cant & Co. 1915:—Flower pure nanken yellow, large, fragrant, pyramidal clusters, large pointed buds, early. Growth very vigorous. Ar. Pil. Perg. S.

Brenda (S. Briar), Lord Penzance 1894:—Flower peach-pink, single. Growth very vigorous. H. Bu. S.

Bridesmaid (T.), Moore 1892:—Flower clear pink tinted bright rosy scarlet, large, full, globular, high centred. Growth vigorous. A. Cut. Exh. F. G.

Brie Rose (T.):—Flower salmon yellow, reverse of petals purplish rose. A sport from Mme. Berrard. Growth vigorous. W.

Brilliant (H.T.), Hugh Dickson 1914:—Flower most intense scarlet, the fiery brilliance of which is quite startling, it does not burn or blue in the sun, large, full, and produced continuously throughout the season in endless profusion. Growth strong, upright, and branching, handsome foliage, mildew proof. Bed.

British Queen (H.T.), S. M'Gredy & Son 1912:—Flower white, with a slight flush, which disappears as the bloom opens, large, full, of exquisite form, opening freely in all weathers, sweetly fragrant. Growth vigorous, branching, free flowering. Bed. G. Cut.

Brunonii (Musk):—Flower single white, a variety of *R. Moschata*; sweetly scented. Growth vigorous.

Brunonis or Himalaya Briar:—Flower pure white, single flowers, bright yellow stamens, early flowering. Pil.

Bullata (The Lettuce Leaved Rose) (Prov.):—Flower pink, handsome foliage. Growth vigorous. Distinct.

Bunel (H.T.), Jos. Pernet-Ducher 1899:—Flower peach blossom rose on

a yellow base, edged bright pink, very large, full, imbricated, fragrant. Growth vigorous, erect.

Burgemeester Sandberg (H.T.), G. A. van Rossem 1919:—Flower soft pink, outer petals deep rose, very large, of fine form.

Burgundy (poly pom.):—Flower, small, deep red, very double. Growth dwarf. Bed. E.

Cabbage or Provence (Prov.), 1560:—One of the oldest roses cultivated in this country. Existing in the following varieties: Red, crested, white, striped. All possessing distinct form and flowering in Autumn as well as Summer. Sweetly scented, large and full. Growth vigorous. Fil. Bu.

Callisto (H. Musk), Rev T. H. Pemberton 1920:—Flower golden-yellow rosettes, in clusters; foliage dark green. Growth moderate, branching, free flowering. A. Bu.

Calocarpa (Rug.):—Flower clear rose, single; good foliage. Growth vigorous. Bu.

Cambraila (Austrian H.), C. Smith 1920:—Flower rich deep apricot, semi-double, free. A sport from "Mme. Edouard Herriot," with all its characteristics. Exh.

Camille Bernardin (H.P.), Gautreau 1865:—Flower bright crimson, good shape, large, full, blooms freely, very sweet. Growth vigorous. Exh.

Camoens (H.T.), Schwartz 1881:—Flower bright rose with yellow base, free, long pointed buds of good shape. Growth moderate. Bed.

Canarienvogel (poly pom.), N. Welter 1903:—Flower saffron and amber yellow, spotted rose and purple, medium, double. Growth dwarf, erect. But. E.

Canary Bird (S. Briar), Wm. Paul & Son:—Flower canary yellow, tinted with crimson, single, medium size; early flowering. Growth shrubby habit. Distinct. H. Bu.

Candeur Lyonnaise (H.P.), J. Croibier 1913:—Flower pure white, sometimes tinted with pale sulphur-yellow, very large and very full, elongated bud produced single on rigid flower stalks. Growth very vigorous; very hardy. Exh.

Captain Basroger (Moss):—Flower bright velvety crimson. Growth vigorous. Bu.

Capitaine Millet (T.), Ketten Bros. 1901:—Flower brilliant carmine lake on a golden yellow ground, large, full, fragrant. Growth vigorous. A. T.

Capitaine Georges Dessirier (H.T.), Jos. Pernet-Ducher 1919:—Flower beautiful dark velvety red, shaded with crimson, large, full, and globu-

lar; sweetly scented. Growth vigorous, of spreading habit, dark green foliage.

Caprice rouge (Wich), E. Turbat & Cie. 1915:—Flower crimson-red with golden yellow anthers on a white ground, changing to dark blackish red when fully open, semi-double. Growth very vigorous, climbing.

Captain Christy (H.P.), Lacharme 1873:—Flower soft flesh pink, with deeper centre, very large, full, and fragrant. Growth bushy, erect, hardy. A. Cut. Exh. F. G.

Captain Christy rose foncé (H.P.), J. Perrier 1897:—Flower strawberry red, outer petals changing to carmine purple, large and full. Growth vigorous, very free flowering. A. Cut. F. G. T.

Captain F. Bald (H.T.), Alex. Dickson & Sons 1919:—Flower deep scarlet crimson heavily flushed blackish velvety, large, full, of perfectly globular imbricated form, delicately fragrant. Growth vigorous and branching; a continuous bloomer, especially in autumn. Exh. Cut.

Captain Hayward (H.P.), Bennett 1893:—Flower pure brilliant cochineal carmine, very large, full, high centred, highly perfumed. Growth vigorous, very free flowering. A. Cut. Exh. F. G. T.

Cardinal (H.T.):—Flower rich cardinal red, sweetly scented. Growth moderate. A seedling from "Liberty."

Carelica (Species):—Flower rose-coloured; distinct foliage; bright red bark. Growth vigorous.

Carine (H.T.), Alex. Dickson & Sons 1911:—Flower blush buff, shaded and flushed orange carmine and coppery salmon, buds long and pointed, carried on rigid stems, tea-perfumed. Growth erect, branching, free. Bed. Cut.

Carissima (Mult. ramb.), Walsh 1905:—Flower delicate flesh colour, small, and quilled in large bunches. Growth vigorous. Ar. Pil. Perg.

Garistie Martel, Jos. Pernet-Ducher 1916:—Flower pure sulphur yellow, deeper in the centre, very large, 5 to 6 inches in diameter, globular, with large petals. Growth very vigorous, branching. Its enormous size and pure yellow colour without any blending make it quite a distinct variety.

Garmen (T.), Dubreuil 1888:—Flower rosy salmon, outside of petals flesh, sweet-scented. Growth very vigorous, climbing. Pil.

Carmine Pillar (Malt. ramb.), Syn. "Paul's Carmine Pillar," G. Paul & Son 1895:—Flower bright rosy carmine, large, single. Growth very

vigorous, climbing, early flowering. Ar. G. Perg. Pil.

Caroline d'Arden (H.P.), Alex. Dickson & Sons 1888:—Flower rose Neyron red tinted cochineal carmine, large, full, fragrant. Growth vigorous, very free. A. Cut. Exh. G. T.

Caroline Testout (H.T.), Jos. Pernet-Ducher 1890:—Flower satin rose with brighter centre, large, full, globular, opening well, sweet. Growth vigorous, erect, free flowering, hardy. A. Cut. Bed. Exh. F. G. T.

Caroline Kuster (T), Pernet 1872:—Flower lemon yellow, large, full, of perfect form. Growth moderate. Exh.

Carolineana (Species):—Flower light pink, single; fine in Autumn.

Cassimer Moule (Wich):—Flower bright purplish rosy colour, reverse of petals silvery pink. Growth very vigorous. Ar. Pil. Perg.

Catalunya (H.T.), Aug. Nonin 1917:—Flower bright purple red. Growth very vigorous, climbing; free flowering. A sport from "Gruss an Tep-litz."

Catherine Mermet (T.), Guillot fils 1869:—Flower pale pink, changing to pale yellowish flesh, edges of petals tinted lilac rose, very large, full, imbricated, opening well, very sweet. Growth vigorous. A. Cut. Exh. F. G.

Catherine Seyton (S. Briar), Lord Penzance 1895:—Flower rosy pink with golden anthers, single. Growth very vigorous. Bu. H. S.

Catherine Soupert (H.P.), Lacharme 1879:—Flower clear rose, large, fairly full, globular. Growth vigorous, hardy.

Catherine Wurtemberg (Moss):—Flower deep pink; well mossed. Growth vigorous. Bu.

Catherine Zeimet (poly. pom.):—Flower white, of good form, very free, dark green foliage. Growth dwarf. One of the best. Bed. E.

Cecile Brunner (poly pom.), Ducher 1880:—Flower blush white, shaded pale rose, small, full, in clusters. Growth dwarf. G. Bed. E.

Celestial (Alba):—Flower blush, glaucous foliage. Growth very vigorous, summer flowering. Bu.

Celia (H.T.):—Flower satin pink, centre deep pink, large, of good form; free flowering. Growth vigorous. Cut.

Celina (Moss), Hardy 1855:—Flower rich crimson shaded purple, double, well mossed. Bu.

Céline Forestier (N.), Trouillard 1842:—Flower amber white tinted saffron yellow, occasionally washed pink, medium size, full, flat, very

sweet. Growth very vigorous, climbing. A. B. Cut. Pil.

Ceres (H. Musk) Rev. J. H. Pemberton 1914:—Flower semi-double blush with yellow shading produced in corymbs. Perpetual. Growth vigorous. A. Bu.

Cerisette (C.):—Flower small, rose-coloured, in trusses, freely produced. Foliage almost evergreen. Growth vigorous. H.

C. E. Shea (H.T.), Elisha J. Hick's 1916:—Flower beautiful clear pink, perfectly formed. Bed.

Chameleon (H.T.), Alex. Dickson & Sons 1918:—Flower of pure flame-edged cerise colour, delicately perfumed. Growth very free and branching. Pot.

Chanedole (H.C.):—Flower crimson, large, double. A fine old rose. Growth moderate. Pil. Bu.

Charles Gretté (H.T.), C. Chambard 1916:—Flower velvety rose, with shrimp pink centre, large; fine long bud. Growth very vigorous, with few thorns. F.

Charles Darwin (H.P.), Laxton 1879:—Flower scarlet, changing to fucsin red, large, full, of cupped form, imbricated, fragrant. Growth vigorous. A. Cut.

Charles de Lapisse (H.T.):—Flower pearly white and cream, very free. Growth vigorous.

Charles Dinee (T.), Dinee & Conard Co. 1911:—Flower delicate blending of colours: rose tints in the centre of flower, gradually shading off into pale blush and creamy, double, grandly formed, on stiff erect stems. Growth vigorous, very free.

Charles J. Grahame (H.T.), Alex. Dickson & Sons 1905:—Flower orange crimson, fragrant. Summer. Exh.

Charles K. Douglas (H.T.), Hugh Dickson 1919:—Flower intense flaming scarlet, flushed bright velvety crimson, large, full, and fine form with pointed buds, freely and abundantly produced right throughout the season; sweetly scented. Growth vigorous, upright, with deep green handsome foliage, mildew proof. Bed.

Charles Lawson (B.):—Flower vivid carmine. Growth vigorous. A fine pillar variety.

Charles Lefébvre (H.P.), Lacharme 1861:—Flower velvety carmine lake, shaded purple garnet, large, full, cupped, imbricated, very sweet. Growth vigorous. A. Cut. F. G.

Charlotte Chevalier (Pernet), C. Chambard 1916:—Sport from the variety "Arthur R. Goodwin," differ-

ing only in colour, which is a dark canary yellow.

Charlotte Gillemot (H.T.):—Flower ivory white, with stout petals, imbricated. Growth vigorous. Exh.

Charlotte Klemm (C.), Turke 1905:—Flower fiery red, semi-double. Growth moderate. G.

Charm (H.T.), Wm. Paul & Son 1920:—Flower coppery-yellow; bud reddish-orange, shaded with pink and copper, produced in fine up-standing trusses. Growth vigorous and free. Bed. Cut.

Charming (H.T.), D. Prior & Son, Ltd., distributors 1922:—Flower soft salmon rose with coral on reverse of petals; free flowering. Growth vigorous. Very good on standards.

Charles Lamb (H.P.), Wm. Paul & Son:—Flower bright cerise red; foliage handsome; beautiful bud. Growth vigorous.

Château de Clos Vougeot (H.T.), Jos. Pernet-Ducher 1908:—Flower velvety scarlet, shaded fiery-red, changing to dark velvety crimson, large, full, globular, very sweet. Growth vigorous, branching. A. Cut. Exh. G. T.

Château d'Ourout (T.), Ketten Bros. 1896:—Flower deep peach carmine, outer petals rose mauve, very large, full, sweet. Growth vigorous.

Châtillon Rambler (Wich), Aug. Nonin 1913:—Flower rose tinted flesh, with large white centre, large, semi-double. Growth very vigorous; late flowering.

Chedane Guinoisseau (T.):—Flower clear self yellow, small. Growth moderate. But.

Chedane Guinnoeaux (Rug.):—Flower crimson, borne in panicles, continuously produced in summer and autumn. Double flowered. Autumn blooms further enhanced by bright coral hips succeeding the earlier flowers. Growth vigorous. Bu.

Cheerful (H.T.), S. M'Gredy & Son 1915:—Flower pure orange flame, the flame shading overspreading the petal, together with the distinct orange base, creates a combination of colour hitherto unknown in roses, very large and full, of perfect shape and form. Growth like "Caroline Testout"; flowering freely and continuously throughout the whole season.

Cherry Page (H.T.), W. Easlea 1914:—Flower brilliant cherry pink with golden yellow base, large petals, pointed buds. Growth very vigorous. G. Bed.

Cheshunt Hybrid (H.T.), Paul and Son 1875:—Flower cherry-carmine, large, full, and of good form; an abundant bloomer; very fragrant.

Growth very vigorous. Pil. ar. W.

Cheshunt Scarlet (H.P.):—Flower vivid scarlet crimson, semi-double. Growth vigorous.

Chin Chin China (C.), Hobbies 1909:—Flower clear sulphur yellow, free flowering. Growth moderate.

China Noisette:—Flower pink. A summer rose, curiously formed, fragrant. Growth vigorous.

Chrissie MacKellar (H.T.), Alex. Dickson & Sons 1913:—Flower deep ochry madder, crayoned and veined crimson carmine, opening to bright orange pink with age, semi-double, Primrose Tea perfumed, buds long and pointed. Growth vigorous, branching; very free. Bed.

Christian Curle (Wich), James Cocker & Sons 1909:—Sport of "Dorothy Perkins," with which it is in every way identical save colour, which is a pale flesh pink. Ar. Perg. Pil. S. W.

Christine (Pernet), S. M'Gredy & Son 1918:—Flower deepest and clearest golden yellow, perfectly shaped, with petals of good substance; sweetly scented. Growth vigorous; deep glossy green mildew-proof foliage. Bed. Cut.

Christine de Nouë (T.), Guillot 1890:—Flower carmine lake, shaded salmon, very large, full, imbricated, sweet-scented. Growth vigorous. A. Cut. Exh.

Christine Wright (Wich Ramb.), Hoopes & Thomas 1903:—Flower bright pink, early. Growth very vigorous, and upright. Ar. Pil. Perg.

Cinderella (Wich):—Flower deeper shade of pink than "Lady Gay," ends of petals quilled; double; late flowering. Growth vigorous. Ar. Pil. Perg.

Cineraria (poly pom.):—Flower pale salmon red with white eye. Single. Growth dwarf. Bed. E.

Cinnamonea (Species):—Flower large, single, pink, wood brown and spineless.

Circe (H.T.), Wm. Paul & Son 1916:—Flower flesh white shaded with carmine, base of petals deep yellow, large, and full, with handsome elongated buds. Exh. Bed.

Cissie Easlea (Pernet), Jos. Pernet-Ducher 1913:—Flower clear saffron yellow, with carmine centre, passing to Naples yellow when expanding, very large, full, and globular; buds pale buff shaded bright carmine. Growth vigorous; of erect branching habit with few thorns and green bronzed foliage. Exh. Bed.

Claire Andruejol (H.T.), A. Schwartz 1920:—Flower pale pink tinted carmine, large, full. Growth very vigorous; free blooming.

Claire Carnot (N.), Guillot 1873:—Flower Indian yellow edged Japanese yellow and bright pink, changing to creamy yellow, of medium size, full, fragrant. Growth very vigorous.

Claire Jacquier (Malt. ramb.), Bernaix 1887:—Flower nankeen yellow, small, double, produced in trusses. Growth vigorous, climbing. Ar. Perg.

Clara Curtis (T.), Alex. Dickson & Sons 1921:—Flower deep bright and golden yellow, large and full, rich tea perfume; grand foliage. Growth vigorous. Exh. Cut.

Clara Watson (H.T.), G. Prince 1894:—Flower mother of pearl white, with peach coloured centre, large, full, globular, fragrant. Growth vigorous. But. Cut. T.

Clare de Escofet (H.T.), Walter Easlea 1920:—Flower of delicate flesh white, large, and of high-centred form, carried erect. Growth vigorous. Exh. Bed.

Clarice Goodacre (H.T.), Alex. Dickson & Sons 1916:—A rose of tangerine orange perfume; its perfectly spiral globular formed blooms are three-quarter zoned biscuit-chrome on ivory white stiff petals; long pointed buds carried on erect rigid flower stalks. Vigorous and erect wood festooned with ideal H. T. foliage. Exh. Bed.

Claude Jacquet (H.P.), Liabaud 1892:—Flower deep carmine purple, very large, full and sweet. Growth vigorous. Exh.

Claudius (H.T.), B. R. Cant & Son 1910:—Flower carmine rose, large and full; fragrant; free flowering. Growth vigorous. A Bed. Cut. Exh.

Clementina Carbonieri (T.), G. Bonfiglioli 1913:—Flower clear violet rose, elongated bud of fine form and of superb bright pale buff colouring, outer petals shaded violet rose, base of petals saffron yellow. Growth vigorous.

Clément Pacaud (H.T.), C. Chambard 1916:—Flower brilliant carmine, large. Growth vigorous; flowering continuously.

Cleopatra (T.), Bennet 1889:—Flower creamy flesh, buds long and pointed, petals thick, opening well. Growth moderate. Exh.

Cleveland (H.T.), Hugh Dickson 1916:—Flower deep coppery yellow at the base of the petals, which are heavily flushed reddish copper on old rose, large and full, of exquisite form, produced freely and continuously throughout the season. Growth vigorous, stout branching, with large and very handsome foliage, which is mildew proof.

Climbing American Beauty (H.P.):—Flower crimson, borne on erect stems; free flowering. Growth very vigorous. Pil.

Climbing Belle Siebrecht (H.T.), Wm. Paul & Son 1899:—A strong growing form of "Belle Siebrecht." Very valuable for climbing and massing.

Climbing Captain Christy (H.P.), Ducher soeurs 1881:—A climbing form of "Captain Christy," from which it sported. Most distinct. A. B. Pil.

Climbing Capt. Hayward (H.P.):—A fine climbing form of the old favourite, "Captain Hayward."

Climbing Caroline Testout (H.T.), Chauvry 1901:—A climbing form of this popular Rose.

Climbing Catherine Mermet (T.), Frank Cant & Co. 1912:—Flower deep pink, in every respect similar to "Catherine Mermet," of which it is a sport. Growth very vigorous, of very strong climbing habits. Exh. F. W.

Climbing Cecil Brunner (Mult. Ramb.):—A strong climber of this well-known variety. Ar. Pil. Perg.

Climbing Château de Clos Vougeot (H.T.), H. Morse 1920:—Flower deep crimson, shaded, velvety, scarlet and fiery red, full and globular; opens well. Growth very vigorous, mildew proof. One of the best climbers. Ar. Pil. W.

Climbing Chatenay (H.T.), W. Easlea 1916:—Flower bright salmon-pink with deeper centre, reflexed petals, pointed centre. Growth vigorous. Exh. Ar. Pil. W.

Climbing Clara Watson (H.T.):—A strong climbing variety of this well-known rose.

Climbing Cramoisie Supérieure (C.), Hugh Dickson 1912:—Flower rich crimson, semi-double. A climbing sport from "Cramoisie Supérieure." Pil.

Climbing Grimson (C.):—Flower deep purple. Climber of old "Crimson China."

Climbing Devoniensis (T.), Pavitt 1858:—Flower creamy white with blush centre, large and full, free, early flowering. Growth very vigorous. Ar. Perg. W.

Climbing Glory of Cheshunt (H.P.):—Flower deep crimson. Growth vigorous. Pil.

Climbing H. V. Machin (H.T.), Hugh Dickson 1919:—A vigorous climbing sport of this well known Rose. A climbing novelty of the greatest value, as, unlike many climbing sports, its flowers are produced in great profusion, and the plant is strong, clean, and fixed.

Climbing Irish Fireflame (H.T.), Alex. Dickson & Sons 1916:—Flower fiery orange, large, single. Identical in all respects with "Irish Fire-flame," save habit of growth, which is vigorous. Ar. Pil. W.

Climbing Jessie (Mult. Ramb.):—A sport from the well-known dwarf variety. Exceedingly vigorous. Flowers in clusters of a brilliant red. Ar. Pil. Perg.

Climbing Joseph Lowe (H.T.):—A sport from "Joseph Lowe." Flower salmon pink. Growth vigorous. Free flowering. Ar. Pil.

Climbing Kaiserin Augusta Victoria (H.T.), Alex. Dickson & Sons 1897:—A climbing type of this well-known variety. Ar. Cut. F. Perg. Pil.

Climbing Killarney (H.T.):—A strong climbing form of the well-known beautiful rose "Killarney."

Climbing La France (H.T.), Henderson 1894:—Flower silvery rose shaded pale lilac, large and full, free. Growth very vigorous. One of the best climbers amongst the H.T.'s. Exh. Pil. Ar. Perg. W.

Climbing Lady Ashtown (H.T.), Bradley 1909:—Flower pure deep pink, large and full, free. Growth very vigorous, in all respects like the dwarf variety from which it sported. Ar. Pil. Perg. W.

Climbing Louise Catherine Breslau (H.T.):—Climbing sport of "Louise Catherine Breslau." Flower of larger size, same colour as the normal type, produced in great profusion. Growth very vigorous. Ar. W.

Climbing Lady Hillingdon (T.), Elisha J. Hick's 1917:—A climbing sport of the variety of same name. F.

Climbing Lady Mary Beauclerc (H.T.):—Flower rose pink. Growth vigorous. F. W.

Climbing Lady Waterlow (H.T.):—Sport from dwarf variety "Lady Waterlow." Similar in all respects, except growth. Ar. Pil. W.

Climbing Liberty (H.T.), H. B. May 1908:—Flower bright velvety crimson, large, with long pointed buds, free. Growth vigorous. A sport of dwarf variety. Best grown as a pillar rose. Bt.

Climbing Lieut. Chauré (H.T.), Fairley 1920:—Flower rich velvety crimson shaded garnet-red, deep petals, cupped with long buds. Growth vigorous. A bud sport from "Lieut. Chauré"; fragrant. Ar. Pil.

Climbing Madame Abel Chatenay (H.T.), Walter Easlea 1917:—A climbing sport of the rose of same name, producing growth of seven to eight feet in one season.

Climbing Madame Jules Grolez (H.T.), A. Gamon 1911:—A climbing form of this well-known variety.

Climbing Maman Cochet (T.), Alex. Dickson & Sons 1916:—Flower deep flesh shaded fawn and rose, large and full. Growth very vigorous. Bud sport from "Maman Cochet." W.

Climbing Marquise de Sinéty (H.T.), J.-C. Griffon 1912:—A well-defined climbing form of this variety.

Climbing Melanie Soupert (H.T.), Burrell 1914:—Flower pale sunset yellow, tinted with amethyst, large. Growth vigorous. Exh. G. Bed. P.

Climbing Mrs. Wm. H. Cutbush (Mult. ramb.): The Boskoop Nurseries 1911:—A climbing form of "Mrs. Wm. H. Cutbush," from which it is sported.

Climbing Mrs. W. J. Grant (H.T.), Wm. Paul & E. G. Hill 1899:—Flower deep rosy pink, large and full. Sport of dwarf variety. Growth vigorous, free flowering. Exh. F.

Climbing Niphotos (T.), Keynes 1889:—A climbing form of this well-known variety; very free flowering. F.

Climbing Ophelia (H.T.), Alex. Dickson & Sons 1920:—In all respects excepting growth, identical with the normal type, of which there is not any rose that will produce throughout the entire season a greater number of perfect blooms.

Climbing Orléans-Rose (Mult. ramb.), Levavasseur & fils 1913:—In all respects, excepting growth, identical with the type from which it sported. Growth vigorous, of true climbing character; perpetual flowering.

Climbing Papa Gontier (T.), Chavrier 1903:—A climbing form of this well-known variety. Vigorous.

Climbing Paul Lédé (H.T.), Stuart Low & Co. 1913:—A well defined climbing form of this well-known variety. Vigorous.

Climbing Perle des Jardins (T.), Henderson 1891:—Flower canary chrome to straw and creamy yellow, large and double, free. Growth vigorous. F.

Climbing Pride of Waltham (H.T.):—Flower salmon. Good foliage. Growth vigorous. Pil. W.

Climbing Richmond (H.T.), Alex. Dickson & Sons 1912:—In all respects, excepting growth, identical with the normal type, from which it sported. Growth vigorous and of true climbing character.

Climbing S. H. Rodocanachi (H.P.):—Climbing sport of the dwarf variety. Growth vigorous. Pil.

long and pointed. Growth vigorous, very free. Cut. A. Exh. F. G. T.
Common China (C.), Parsons 1796:—Flower china pink. Growth vigorous, continuous blooming, known as the "Old Monthly." Bed. G. H.

Common Moss (Moss), — 1596:—Flower pale rose, summer flowering, Growth vigorous. The best pink moss.

Common Provence (Prov.) 1596:—Flower rosy pink. Summer flowering; very fragrant; known as the old "cabbage" rose Growth vigorous. G. Bu.

Common Sweetbriar (S. Briar):—Flower pale pink, early summer flowering, fragrant foliage. Bu. H.

Complicata (Species):—Flower clear rose in umbels. Small obate foliage. Growth erect, attaining five feet in height. A fine free fruiting kind.

Comte Chandon (T.), Soupert & Notting 1894:—Flower clear citron yellow, large, full. Growth vigorous. A. Cut. T.

Comte de Paris (H.P.), Lévêque 1886:—Flower crimson, changing to carmine purple, large, full, and sweet. Growth vigorous.

Comte de Raimbaud (H.P.), Roland 1867:—Flower rich velvety crimson, large and imbricated. Growth moderate. Exh.

Comte de Rochmur (H.T.):—Flower fiery scarlet-tinted vermilion, large, full, perfect shape. Growth moderate. Exh.

Comtesse Barbantanne (B.):—Flower flesh colour, large, full, fine form, free. Growth vigorous.

Comtesse Cécile de Forton (T.), Clément Nabonnand 1916:—Flower pale rosy pink, changing to pale lilac rose on a golden yellow base, reverse of petals peach blossom, of very large size, full, of cupped form, carried erect; sweetly scented. Growth very vigorous, climbing.

Comtesse d'Ansembourg (H.T.), M. Leenders & Co. 1918:—Flower waxy white, changing to lemon and rosy yellow when opening, very large, full, of good substance. Growth vigorous, branching; free flowering. Exh. Bed. Cut.

Comtesse de Breteuil (T.), Jos. Pernet-Ducher 1892:—Flower outer petals rosy salmon, centre shaded apricot peach rose, large, full, sweet. Growth vigorous. A. Cut. Exh. T.

Comtesse de Cassagne (H.T.), P. Guillot 1919:—Flower of varying colour; rich coppery pink shaded clear rose, occasionally comes quite yellow, very large, of fine form, sweetly perfumed; bud elongated. Growth very vigorous, free, and con-

tinuous flowering, with glossy green foliage. Gar. Cut.

Comtesse de Festetics Hamilton (T.):—Flower carmine, with copper centre. Growth moderate.

Comtesse de Frigneuse (T.), Guillot 1885:—Flower canary yellow, large, full, opening well, fragrant. Growth vigorous. A. Cut. F. T.

Comtesse de Ludre (H.P.), E. Verdier 1880:—Flower bright crimson, large, well shaped, early. Growth moderate. Exh.

Comtesse de Murinaise (Moss), Vibert 1843:—Flower white shaded blush, large and open, well mossed. Growth vigorous. Bu.

Comtesse de Nadailac (T.), Guillot 1871:—Flower a mixture of peach, apricot and bronzy yellow; a really fine tea rose. Growth moderate. Exh.

Comtesse de Saxe (T.), Soupert & Notting 1904:—Flower porcelain white, centre lightly shaded yellow, large, very full. Growth vigorous, very free. F.

Comtesse de Turenne:—See Mme. Wagram Comtesse de Turenne.

Comtesse du Gayla (C.), Guillot 1902:—Flower nasturtium red to orange yellow, double, variable in colour. Growth vigorous. Bed. Bu. G.

Comtesse Félicie Hoyos (H.T.), Soupert & Notting 1911:—Flower very clear salmon yellow, centre rosy copper with vivid carmine, large. In the style of "Prince de Bulgarie."

Comtesse Icy Hardegg (H.T.), Soupert & Notting 1907:—Flower glowing carmine, very large, full, elongated bud. Growth vigorous, very floriferous. A. Cut. G.

Comtesse Riza du Parc (T.), Schwartz 1876:—Flower china rose on a coppery yellow ground, medium, full, opening well, sweetly scented. Growth vigorous. A. Cut. F. G. T.

Confucius (C.):—Flower deep rose, full, fragrant. Growth moderate.

Conrad Ferdinand Meyer (rug.), Dr. Müller-Weingarten 1899:—Flower bright silvery rose, very large, full, well formed, very sweet. Growth very vigorous, floriferous. B. Cut. H. G.

Constance (Pernet), Jos. Pernet-Ducher 1915:—Flower of beautiful cadmium yellow colouring passing to golden yellow, large, full, of globular form; the buds are long pointed, orange-yellow streaked with carmine. Growth vigorous, free, branching, perpetual flowering; foliage glossy green.

Constance Casson (Pernet), B. R. Cant & Sons 1920:—Flower rich

Climbing Snow Queen (H.P.), Lambert 1900:—Flower pure snow white, large and full, outward petals sometimes shaded pink. A sport of "Frau Karl Druschki" (renamed "Snow Queen"). Growth moderate. Pil.

Climbing Souv. de la Malmaison (B.):—A strong climbing variety of this good old well-known rose.

Climbing Souv. de Pierre Notting Son 1873:—Flower cherry-carmine, Growth very vigorous. Pil. Ar. W. (T.), Frank Cant & Co. 1913:—Flower apricot-yellow blended with coppery yellow, very large perfect shape, sweetly scented, foliage dark green and glossy; summer and autumn flowering. Growth vigorous, free from mildew; south or west wall.

Climbing Sunburst (H.T.), Stuart Low & Co. 1914:—A vigorous climbing sport of the well-known variety of same name; early and late flowering.

Climbing Triomphant d'Orléanaise (poly pom.), Tromow 1919:—Flower brilliant scarlet, semi-double. Bud sport from "Triomphe d'Orléanaise."

Climbing Victor Verdier (H.P.):—Flower rose colour. Growth vigorous. Pil. W.

Climbing White Maman Cochet (T.), Dingee & Conard Co.:—A climbing form of this grand rose, possessing all its qualities.

Climbing White Pet (Mult. ramb.), Corbœuf 1894:—Flower pure white, small, in trusses. Growth vigorous. Ar. Pil. Perg.

Clio (H.P.), Wm. Paul & Son 1894:—Flower flesh colour, shaded in the centre with rosy pink, very large, full, of fine form, with pointed centre, opening well. Growth very vigorous and free flowering. A. Bed. Cut. F. G. T.

Cloth of Gold (N.), Coquereau 1843:—Flower creamy white with yellow centre, large and globular, tender. Growth vigorous.

Clotilde Soupert (T.), Soupert & Notting 1889:—Flower yellowish white, centre rosy, large for its class, very double, globular, imbricated, very fragrant. Growth moderate, hardy. E. F. G. P. T.

Clotilde Soupert (poly pom.), A. Levat 1883:—Flower carmine purple, with clearer centre, large, very full. Growth very vigorous, semi-climbing. Pil.

Clytemnestra (H. Musk), Rev. T. H. Pemberton 1915:—Flower copper to chamois yellow, in clusters. Growth vigorous. Bed. Bu.

Cmdt. Beaurepaire (D.), Moreau-

Robert 1875:—Flower bright rose striped purple and white, open, globular. Growth vigorous. G.

Cmdt. Félix Faure (H.P.), Boutigny 1902:—Flower dark crimson flushed vermilion, globular; colour constant, very fragrant. Growth vigorous. G. Bed.

Colcestria (H.T.), B. R. Cant & Sons 1916:—Flower satin rose in the centre, shading off to silver pink in the outer petals, which are beautifully reflexed, large and full, possessing a most delightful perfume. Growth strong, climbing, with good stout foliage of a light green shade, and retained well in winter. Cli.

Colette Martinet (H.T.), Jos. Pernet-Ducher 1915:—Flower beautiful old gold shaded with orange-yellow, medium size, not too full, globular; long golden buds. Growth vigorous, branching; reddish green foliage. Bed.

Colleen (H.T.), S. M'Gredy & Son 1914:—Brilliant rose-shaded pink, large and open, long buds, large full flowers. Growth vigorous. Bed. Exh.

Colonel Leclerc (H.T.), Jos. Pernet-Ducher 1909:—Flower cherry-red washed with carmine lake, large, fairly full and globular, produced singly. Growth vigorous, free flowering. A. Cut. Exh. G. T.

Colonel Oswald Fitzgerald (H.T.), Alex. Dickson & Sons 1917:—Flower blood red velvety crimson, blooms produced in great profusion on erect stems; tea perfume. Growth vigorous and branching.

Col. R. S. Williamson (H.T.):—Flower white, bluish centre. Growth vigorous. Exh.

Columbia (H.T.), E. G. Hill Co. 1919:—Flower true pink, of the shade of "Mrs. George Shawyer," deepening as it opens to glowing pink, produced on long, stiff stems; fragrant. It is a free grower, with beautiful foliage. Cut.

Commandant L. Bartre (H.T.), A. Schwartz 1919:—Flower dark red carmine, tinted brilliant pink, central petals crimped, large and full, of beautiful form, opening well; fragrant. Growth vigorous; free flowering. Cut.

Commandant Marchand (T.), Puyravaud 1899:—Flower succinum yellow, with salmon coloured centre, outer petals creamy yellow, very large, full, sweet-scented. Growth vigorous, semi-climbing.

Commandeur Jules Gravereaux (H.P.), J. Croibier 1908:—Flower slightly shaded with maroon, large dazzling velvety fiery red, centre and full, pæony-like, very sweet, bud

carmine, flushed and veined with apricot and coppery yellow, large and globular. Growth strong and branching, with glossy mildew proof foliage. Exh. Bed.

Coquina (Wich):—Flower pale pink, Growth vigorous. Ar. Pil. Perg.

Cora (C.), Veuve Schwartz 1898:—Flower clear yellow tinted with salmon rose and carmine, medium, full. Growth vigorous, free flowering. A.

Coral Cluster (poly pom.), R. Murrell 1921:—Flower pale coral pink to soft salmon pink, perfectly formed, free, in large clusters. Growth vigorous. Bed. P.

Coralie (Wich), Wm. Paul & Son 1919:—Flower of the colour of Growth vigorous, climbing. A "Lyon-Rose," coral-red changing to deep pink, large for its class, double, distinct rambling variety.

Corallina (T.), W. Paul & Son 1900:—Flower deep coral red, large petals, pointed buds. Growth vigorous, good standard. G. Bed.

Cordelia (Mult. ramb.), W. Paul & Son 1915:—Flower coppery to lemon yellow clusters, fragrant. Vigorous. Ar. Pil. Perg.

Cornelia (H.T.), Robert Scott & Son 1920:—Flowers medium size and very double. The bud is a beautiful salmon-pink. Base of petals bright orange. Vigorous.

Cornelis Timmermans (H.T.), Jos. Timmermans 1919:—Flower soft pink with yellow, very large, full, sweetly scented. Growth vigorous, bushy, free flowering.

Coronation (Wich ramb.), Turner 1912:—Flower scarlet crimson splashed with white, double, in large trusses. Growth vigorous, climber. Ar. Perg.

Coronation (H.P.), Hugh Dickson 1913:—Flower pale rose to shrimp pink, large and globular. Growth vigorous, erect. Exh. Bu.

Coronet (poly pom.), W. Paul & Son 1912:—Flower yellow shaded with rose, free, in trusses. Bed. E.

Countess Annesley (H.T.), Alex. Dickson & Sons 1905:—Flower rosy salmon suffused with old gold. Growth moderate, fragrant. Exh.

Countess Cairns (H.T.):—Flower bright pink, large, of great width. Scented. Growth vigorous.

Countess Clanwilliam (H.T.), Hugh Dickson 1914:—Flower delicate peach pink at the base of the petals, which are flamed and edged with deep cherry red, large and full; buds long and pointed. Growth strong, vigorous, upright wood.

Countess of Caledon (H.T.), Alex. Dickson & Sons 1897:—Flower car-

mine rose, large petals. Growth erect vigorous, scented, semi-globular. Exh.

Countess of Derby (H.T.), Alex. Dickson & Sons 1905:—Flower flesh peach, large and free. Growth vigorous, free flowering. G. Exh.

Countess of Gosford (H.T.), S. M'Gredy & Son 1906:—Flower salmon pink suffused with saffron yellow, free, early. Growth vigorous. Exh.

Countess of Ilchester (H.T.):—Flower warm crimson carmine. Growth vigorous. Bed. Cut.

Countess of Lonsdale (H.T.), Hugh Dickson 1919:—Flower deep cadmium yellow, of medium size and fine form, full and freely produced; sweetly scented. Growth free, vigorous, branching; foliage deep bronzy red in the young state. Bed.

Countess of Oxford (H.P.), Guillot p. 1869:—Flower strawberry red, passing to brilliant cochineal carmine, large, full, of fine form. Growth vigorous, hardy. A. Cut. Exh. F. G.

Countess of Roden (H.T.):—Flower a clear glistening, glowing pink, of fine form and substance. Growth vigorous.

Countess of Shaftesbury (H.T.), Hugh Dickson 1909:—Flower silvery carmine with picotee edging. Growth vigorous, free and branching, mildew proof. Exh. G. P. Bu.

Countess of Warwick (H.T.), Walter Easlea 1919:—Flower lemon yellow, beautifully edged with pink. Growth erect and robust. Exh. Bed.

Coupe d'Hébé (H.C.):—Flower pale rose pink. A fine old-fashioned rose; free flowering. Growth moderate.

Courtney Page (H.T.), S. M'Gredy & Son 1921:—Flower rich velvety crimson, large, full, perfect form on long stalks, fragrant. Growth vigorous. Exh.

Covent Garden (H.T.), B. R. Cant & Sons 1919:—Flower rich deep crimson, with plum-black flushes on reverse of petals, well-formed, borne perfectly upright on stout stems. Growth branching, glossy foliage free from mildew; free flowering. One of the best crimson autumnal roses for bedding purposes yet introduced. F. Cut.

Cramoie Supérieure (C.), Plantier 1834:—Flower a rich crimson semi-double, in large clusters. Growth vigorous.

Crépuscle (N.):—Flower deep copper yellow with pink shading; free flowering; self-climbing habit. Growth vigorous. But. Pil. S.

Crested Moss Rose (Moss), Kirche & Vibert 1827:—Flower rosy pink,

paler edges, semi-double, moss crested sepals. Growth vigorous. Bu.

Crimson Chatenay (H.T.), H. Merryweather & Sons 1915:—Very similar to the favourite variety, "Madame Abel Chatenay," from which it is a seedling; the colour is a beautiful bright crimson, fragrant. Cut.

Crimson China (C.), T. Evans 1810:—Flower deep velvety crimson. Growth moderate. E. G.

Crimson Damask (D.), Turner 1901:—Flower bright crimson, semi-single, large. Growth vigorous.

Crimson Emblem (H.T.), S. M'Gredy & Sons 1916:—Flower brilliant, dazzling crimson scarlet, perfect in shape and form, with fine long stems for cutting; delightfully sweet-scented. Growth vigorous, free blooming, mildew proof.

Crimson Globe (Moss):—Flower deep crimson, large and full crested, beautifully mossed. Growth vigorous. Bu. Bu.

Crimson Monthly (C.):—See "Cra-moïse Supérieure."

Crimson Queen (H.P.), Wm. Paul & Son:—Flower velvety crimson shaded with fiery red and maroon, large, globular, fine foliage. Growth vigorous.

Crimson Rambler (Mult. ramb.), Japan. Introduced by Ch. Turner in 1894:—Flower bright crimson, medium, double, produced in large pyramidal trusses. Growth vigorous, climbing, late flowering. Ar. Perg. Pil.

Cristata (Moss), Kirche 1827:—Flower rose, large, full and globular; very fragrant. Growth moderate. Well mossed and very pretty.

Crown Prince (H.P.), W. M. Paul and Son 1880:—Flower velvety purple, full, opening well; beautiful buds; free. Growth vigorous. Good foliage. Exh.

Crusader (H.T.), Alex. Montgomery 1919:—Flower rich velvety crimson, large, full, good form, petals nicely reflexed at the edges. Growth vigorous and branching; free flowering.

Cumberland Belle (Moss):—Flower silvery rose. Growth very vigorous. Bu.

Cupid (H.T.), B. R. Cant & Sons 1915:—Flower pale peach flesh, large, single, in clusters. Growth very vigorous; light green foliage, very large; summer. Bu. Pil.

C. V. Haworth (H.T.), Alex. Dickson & Sons 1917:—Flower intense black scarlet with rich crimson pile, of good size and form, freely produced; fragrant. Growth vigorous.

C. W. Gowan (H.T.), Alex. Dickson & Sons 1912:—Flower warm carmine

cerise, large, full, imbricated in form and very freely and continuously produced, deliciously perfumed, petals of great substance. Growth vigorous, branching.

Cyclope (poly pom.):—Flower carmine purple, rayed with white. Growth dwarf. Bed. E.

Cynthia (H.T.), W. Paul & Son 1909:—Flower pale lemon to creamy yellow, fine form, large. Growth vigorous. Bed. Cut.

Cynthia Forde (H.T.), Hugh Dickson 1909:—Flower brilliant rose-pink. Growth vigorous, free and branching. Exh. Bed. G.

Daily Mail (Pernet.), Pernet Duchesne 1913:—See "Mme. Edouard Herr riot."

Dainty (T.):—Wm. Paul & Son:—Flower primrose yellow, with yolk of egg centres, petals edged and tipped carmine; medium. Vigorous growth.

Dainty (H.T.), Hugh Dickson 1921:—Flower rosy apricot, tinted cherry pink; glossy foliage. Growth moderate. G.

Daisy Brazileir (Mult. ramb.), E. Turbat & Cie. 1918:—Flower fire red and purple red with prominent yellow stamens. Growth vigorous, erect climbing.

Daisy Hill (Rug.):—Flower rich crimson, beautifully shaped buds; very distinct. Growth vigorous. Bu.

Damask Kezanlik (D.):—The variety from which the celebrated *Bulgarian A tar of Roses* is made.

Damascena (Species):—Flower red, double, very sweetly scented. Growth vigorous.

Danaë (H.T.), Rev. Pemberton 1913:—Flower soft yellow, semi-double, in clusters, perpetual flowering. Growth very vigorous.

Daniel Lacombe (Ayr):—Flower white, yellow centre; very free. Growth very vigorous. Ar. Pil. Perg.

Daphne (H. Musk), Rev. Pemberton, 1912:—Flower pink, clusters, perpetual flowering. Growth vigorous. A.

David McKee (H.T.):—Flower deep orange and chrome. Growth vigorous. Free flowering.

David Pradel (T.), Pradel 1851:—Flower clear lilac rose, base of petals yellow, large, full, opening well. Growth vigorous.

David R. Williamson (H.P.), Wm. Paul & Son:—Flower soft rich carmine rose, fragrant. Growth vigorous.

Dawn (H.T.):—Flower soft blush, with golden anthers. Growth vigorous. Bu. Pil.

Daybreak (H.N.), Rev. J. H. Pemberton 1918:—Flower golden yellow, semi-single, perpetual flowering. Growth vigorous. Bu.

Dean Hole (H.T.), Alex. Dickson & Sons 1904:—Flower silvery carmine, shaded salmon, large, full, fine form, high-centred. Growth vigorous, branching, very free flowering. Exh. Cut. F.

Debutante (Wich), Walsh 1905:—Flower soft light pink, rosettes in clusters, very double, scented. Growth very vigorous. Ar. Pil. Perg.

De Gandolle (Wich), Robichon 1913:—Flower deep yellow to salmon yellow, large trusses, free flowering. Growth very vigorous. Ar. Pil. Perg.

Delicata (Rug.):—Flower soft rose; large, double. Very free. Continuous. Bu.

De la Grifferaie (Mult. Ramb., double):—Flower deep rose, changing to blush; double. Growth very vigorous. Pil.

De Meux (Moss):—Flower blush, centre pale pink, full. Growth dwarf. Well mossed.

Delight (Wich), Dr. Williams 1913:—Flower rose-carmine with white centre, single, in large trusses, free flowering, resembling a sweet briar. Very vigorous. Ar. Pil. Perg.

Deschamps (N.):—Flower bright carmine. Medium size. Flowers produced in great profusion. Growth vigorous. Pil. W.

Désiré Bergera (Wich), Barbier 1912:—Flower coppery-yellow, double, in small trusses, freely produced. Very vigorous. Ar. Pil. Perg.

Desprez a Fleurs Jaunes (N.):—Flower red, buff and sulphur, variable; very sweet. Growth vigorous.

Deuil de Paul Fontaine (Moss), Fontaine 1873:—Flower purple, shaded crimson red, large, full. Growth vigorous. G. T.

Deuil du Colonel Denfert (H.P.), Margottin p. 1878:—Flower velvety purple garnet, large, full, sweet. Growth vigorous. A. Cut.

Deutsche Hoffnung (H.T.), Herm. Kiese & Co. 1920:—Flower salmon yellow, passing to apricot yellow when opening, large, borne single on long and stiff stems. Growth vigorous, handsome glossy green foliage.

Devoniensis (T.):—Flower white, with yellow tinge and blush centre; large, full. Growth vigorous.

Dinah (H.T.), Wm. Paul & Son 1920:—Buds and open flowers rich deep crimson, with darker shading; free flowering. Bed.

Diabola (Wich), Fauque 1908:—Flower dark glowing crimson, large,

with golden stamens, semi-single, early flowering. Growth very vigorous. Ar. Perg.

Docteur Félix Guyon (T.), A. Mari 1901:—Flower yellowish salmon shaded rosy salmon, large, full, sweet. Growth vigorous. A. G.

Docteur Grill (T.), Bonnaire 1885:—Flower coppery yellow in the centre, shading to clear rose, large, full, sweet-scented. Growth vigorous, free flowering. A. Cut. F. G. T.

Docteur Mulette (H.T.), Ketten Bros. 1903:—Flower coppery maize yellow, changing to Naples yellow, very large, full, fragrant, opening well. Growth vigorous, free. A. Cut. G.

Docteur Pouleur (T.), Ketten Bros. 1897:—Flower varies; aurora with coppery red centre, outer petals striped carmine, large, full, sweet. Growth vigorous. A.

Docteur Ricaud (poly pom.):—Flower rosy salmon, shaded copper; very free. Growth dwarf. Bed. E.

Dolly Varden, G. Paul 1914:—Flower light apricot-pink, with rosy flesh centre, cupped.

Dometille Becar (Gallica):—Flower flesh colour, striped with rose. Growth moderate.

Donald Macdonald (H.T.), Alex. Dickson & Sons 1916:—Flower intensely orange carmine, full, medium sized; tea-perfumed. Growth perfect. A good bedder and a very attractive decorative variety.

Donna Maria:—Everyman rose. Flower pure white, small, double. Growth very vigorous. Ar. Pil. Perg.

Dora (T.), Wm. Paul & Son:—Flower peach, with deeper centres, changing to silvery blush. Very large; full. Growth vigorous.

Dora Hansen (H.T.), O. Jacobs 1910:—Flower bright rose, very large, long stems. Growth vigorous and free. Cut. F.

Dora Van Tets (H.T.), Leenders 1912:—Flower glowing crimson, with velvety shading, semi-double, free flowering. Vigorous.

Dorothy (T.):—Flower bright flush, shading to a delicate blush. Growth vigorous.

Dorothy Dennison (Wich), Alex. Dickson & Sons 1908:—Flower palest shell pink, large trusses. Sport from "Dorothy Perkins." Very vigorous. Ar. Pil. Perg.

Dorothy Jeavons (Mult. ramb.), Bakers 1912:—Flower pure white, large trusses, free flowering, mid-season. Sport from "Blush Rambler." Growth very vigorous. Ar. Pil. Perg.

Dorothy Page Roberts (H.T.), Alex. Dickson & Sons 1907:—Flower coppery pink, suffused apricot yellow, very large, fairly full, elongated bud opening well. Growth vigorous. Cut. G. T.

Dorothy Perkins (Wich), Perkins 1902:—Flower rich rose pink, small, double, very sweet, produced in large clusters. Growth very vigorous, climbing, late flowering; bright glossy green foliage. Ar. H. Perg. Pil. S.

Dorothy Radcliffe, McGrady 1911:—Flower coral-red, shaded yellow and fawn. Free.

Dornröschen (H.T.), N. Welter 1907:—Flower lemon yellow, edged and shaded china rose, medium, full, fragrant. Growth vigorous.

Double Pink Killarney (H.T.): An improved "Killarney."

Dowager Countess of Roden (H.T.), W. Paul 1919:—Flower bright silvery pink, large and full, free. Growth vigorous. Exh. G.

Dr. Andry (H.P.), Verdier 1864:—Flower bright crimson, fragrant, large cupped. Growth vigorous.

Dr. G. Krüger (H.T.), E. Ulbrich; introduced by H. Kiese & Co. 1913:—Flower bright crimson, large, very full, perfumed; long bud opening well. Growth vigorous, upright. F.

Dr. Henri Neuprez, Easlea 1920:—Flower canary yellow, large.

Dr. J. Campbell-Hall (H.T.):—Flower coral pink, suffused white, base of petals yellow, large, well formed. Growth moderate.

Dr. Joseph Drew (H.T.), Walter Easlea 1918:—Flower salmon yellow, richly suffused with pink. Growth free, sweetly scented. Exh. G.

Dr. William Gordon (H.P.):—Flower brilliant satin pink, large, full, scented. Growth vigorous.

Dr. O'Donel Browne (H.T.), Alex. Dickson & Sons 1908:—Flower carmine-rose, large, full. Vigorous.

Dr. Rouges (T.), Veuve Schwartz 1894:—Flower red with coppery-yellow centre, like a cactus dahlia, free flowering. Very vigorous.

Dr. Valere Beaumez (T.), Ketten Bros. 1904:—Flower carmine purple, stippled and striped rosy white, large, full, sweet-scented. Growth vigorous. Distinct.

Dr. W. Van Fleet (Wich), P. Henderson & Co. 1910:—Flower flesh pink on the outer surface, deepening to rosy flesh in the centre, large, full and double, scented. Growth vigorous, climbing, free. Pil.

Ducher (C.), Ducher 1869:—Flower pure white and free flowering. Growth vigorous.

Duchess d'Abrantes (Moss):—Flower

deep rose, well mossed. Growth vigorous. Bu.

Duchess of Abercorn (H.T.), Hugh Dickson 1919:—Flower creamy white, flushed and tinted bright rose at edges of petals, which are reflexed, large, full, and beautifully formed. Growth vigorous, free, upright branching. Exh. G.

Duchess of Albany (H.T.), Wm. Paul & Son 1888:—Flower deep pink, in the way of "La France," but darker in colour, very large, full, globular, fragrant. Growth vigorous, very free. Exh.

Duchess of Bedford (H.P.):—Flower rich velvety crimson. Growth vigorous. Erect.

Duchess of Connaught (H.P.), Noble 1882:—Flower velvety crimson, shaded purple, veined purple garnet, large, full, globular, fragrant. Growth vigorous, free flowering. A. Cut. Exh. G.

Duchess of Edinburgh (H.P.), Schwartz 1875:—Flower bright pink, edges of petals silvery, with brighter centre, large, full, sweet-scented. Growth vigorous.

Duchess of Normandy (H.T.), Philip Le Cornu 1912:—Flower soft salmon-flesh, overlaid with yellow, large, full, fine form, high-centred. Growth vigorous, branching, free flowering. Exh.

Duchess of Portland (H.T.), Alex. Dickson & Sons 1901:—Flower pale sulphur-yellow, tinged with rose, large, symmetrical. Growth robust, branching, free flowering.

Duchess of Sutherland (H.T.), Alex. Dickson & Sons 1912:—Flower delicate warm rose pink with lemon shading on the white base, large, full, and conical, possessing a sweet-briar perfume. Growth erect, vigorous, and free, with verdant olive-green foliage; distinct. Exh. G.

Duchess of Wellington (H.T.), Alex. Dickson & Sons 1909:—Flower intense saffron yellow, stained with rich crimson, changing to deep coppery saffron yellow as the flower develops, large, moderately full, opening well, fragrant. Growth vigorous, very free flowering. A. Cut. Exh. F. G. T.

Duchess of Westminster (H.T.), Alex. Dickson & Sons 1911:—Flower clear rose madder colour, very large, full, and perfectly formed, with high pointed centre, sweetly perfumed. Growth vigorous, erect, and very free flowering.

Duchesse d'Albe (T.), Lévêque 1903:—Flower yellowish salmon, shaded coppery purple rose, base of petals golden yellow, large, full,

globular, sweet. Growth vigorous and free.

Duchesse d'Auerstädt (T.), Bernaix 1887:—Flower golden yellow, centre slightly shaded nankeen yellow, large, very full, imbricated, opening well, fragrant. Growth very vigorous, climbing, hardy. A. Perg. Pil.

Duchesse Mathilde (T.), G. Vogler I 1861:—Flower pure white, large, full, fragrant. Growth moderate, floriferous. A. F. Cut.

Duchesse Marie Salviati (T.), Soupert & Notting 1889:—Flower orange chrome-yellow, shaded flesh pink, centre peach coloured, large, full, long buds opening well, fragrant. Growth vigorous. A. Cut. T.

Duc d'Angoulême (Prov.), Holland:—Flower deep rose, large, full, fragrant. Growth vigorous.

Duc de Montpensier (H.P.), Lévêque 1875:—Flower geranium red, large, full, fragrant. Growth vigorous. A. G.

Duc de Rohan (H.P.):—Flower vivid red-shaded vermilion, large, very double. Growth vigorous.

Duke of Albany (H.P.), Wm. Paul & Son:—Flower vivid crimson, changing darker as the flowers expand to velvety black, larger, full, free. Growth moderate. A.

Duke of Connaught (H.P.), G. Paul 1876:—Flower deep velvety crimson, large, full, very fragrant. Growth vigorous, very hardy. A. Cut. F. G. T.

Duke of Edinburgh (H.P.), G. Paul 1868:—Flower strawberry red, changing to purple carmine, large, full, globular. Growth very vigorous and very free. A. Cut. G.

Duke of Fife (H.P.):—Flower crimson scarlet. Sport from "Etienne Levê." Growth robust.

Duke of Teck (H.P.), G. Paul 1880:—Flower purple carmine, very large, full, globular, opening well. Growth vigorous, very free. A. Cut. G. T.

Duke of Wellington (H.P.), Granger 1864:—Flower dark crimson, large, full, scented. Growth vigorous. Ex.

Duke of York (C.), W. Paul 1894:—Flower rosy-pink and white to crimson; free flowering. Growth vigorous. Bed.

Dundee (Scotch):—Flower rose, with white reverse double. Free flowering.

Dundee Rambler (Ayr), Martin:—Flower white, pink edges. Growth very vigorous. Summer flowering. Ar. Perg. H. N. Wall. T.

Dupuy Jamain (H.P.), Jamain 1868:—Flower bright cerise, large, full. Growth vigorous.

Earl Haig (H.T.), Alex. Dickson and Sons 1921:—Flower clear scarlet-crimson, large, good form, sweetly scented. Growth vigorous. Exh.

Earl of Duferin (H.P.), Alex. Dickson & Sons 1887:—Flower pure velvety crimson, very large, full, globular, sweetly scented. Growth vigorous, continuous flowering. A. Cut. Exh. G.

Earl of Gosford (H.T.), S. M'Gredy & Son 1912:—Flower dark crimson, heavily shaded, after the style of "Victor Hugo"; very fragrant. Growth fine and strong.

Earl of Pembroke (H.P.), Bennett 1882:—Flower velvety currant red, changing to carmine purple, large, full, globular. Growth moderate. A. Cut. G.

Earl of Warwick (H.T.), Wm. Paul & Son 1904:—Flower rich soft salmon pink, shaded in the centre with vermilion, large and full, of beautiful shape, fragrant, opening well. Growth vigorous, free flowering. A. Exh. G.

Eblouissant (poly pom.), E. Turbat & Cie. 1918:—Flower brilliant deep velvety red, retaining its colour well, of good size, form and substance, produced in corymbs. Growth perfect, possessing the hardy floriferous nature of the Polyantha Roses.

Ecaë (Species):—Flower yellow, single. The Abyssinian Rose.

Ecarlate (H.T.), Boytard 1906:—Flower brilliant scarlet, medium sized, semi-double, of cupped form, fragrant. Growth vigorous and branching, continuous flowering. G. T.

Echo (poly pom.), P. Lambert and Schultheis Bros. 1914:—Flower soft pink in opening, the petals becoming reflexed with carmine-rose when expanding, large and double, produced in large clusters. Growth vigorous, very free flowering. A sport from "Tausendschön." F. G.

Eclair (H.P.), Lacharme 1883:—Flower brilliant crimson red, shaded currant red, large, very full, globular. Growth vigorous. A. Cut. Exh. G.

Edel (H.T.), S. M'Gredy & Son 1919:—Flower white, with faint ivory shading towards the base, passing to pure white, large, opening well in all weathers, sweet scented. A fine grower, with uniform habit. Exh. Bed. Cut.

Edelfräulein (Raiser; Dr. Krüger); distributors: H. Kiese & Co. 1918:—Flower soft pink, changing to ivory white, very full, opening well, produced on stiff stems. Growth vigorous.

Edgar Andrew (Wich):—Flower dark crimson red, in large trusses; late. Growth vigorous. Ar. Pil. Perg.

Edgar M. Burnett (H.T.), S. M'Gredy & Son 1914:—Flower light flesh pink in the inside of petals, reverse deep rosy pink, described by the raiser as an improved "Lady Alice Stanley," large, full, and well formed, sweetly scented. Exh. Bed.

Edgard Andreu (Wich), Barbier 1912:—Flower bright blood red crimson, with rose reverse, double, in trusses. Growth very vigorous. Ar. Pil. Perg.

Edith Bellenden (S. Briar), Lord Penzance 1895:—Flower pale rose, single, flowering in clusters. Growth very vigorous. Bu. H.

Edith Cavell (H.T.), Chaplin Bros. 1919:—Flower pale lemon white; buds long and pointed. Growth strong and upright. Exh. Cut.

Edith Cavell (poly pom.), Jan. Spek 1917:—Flower brilliant scarlet overlaid with velvety crimson, produced in trusses of immense size. Growth vigorous, glistening foliage; mildew free. One of the finest Polyantha roses in existence.

Edith D'Ombraïn (H.T.), Alex. Dickson & Sons 1902:—Flower pearly-white, large and full, imbricated petals. Growth vigorous.

Edith Part (H.T.), S. M'Gredy & Son 1913:—Flower rich red, suffused with deep salmon and coppery yellow with a deeper shading in the bud stage of carmine and yellow, sweetly perfumed. Growth vigorous, free, branching. Exh.

Edith Stanley (H.T.), Walter Easlea 1919:—Flower creamy white, richly shaded Indian yellow, of exquisite shape. Growth vigorous; free and decorative.

Edmée et Roger (H.T.), Ketten Bros. 1902:—Flower fleshy white with salmon flesh centre, large, full, fragrant. Growth erect, vigorous. Cut.

Edmée Metz (H.T.), Souper & Notting 1900:—Flower carmine rose shaded with salmon, very large, full, sweet-scented. Growth vigorous, free flowering. A. Cut. G.

Edmond Prout (Wich), Barbier 1913:—Flower coppery carmine pink, in clusters, large. Growth vigorous. Ar. Pil. Perg.

Edu Meyer (H.T.), P. Lambert 1904: Flower yellowish coppery rose, shaded orange saturnine red and yellow, large, moderately full, sweet-scented. Growth vigorous, very free, erect, branching. A. But. Cut. G. T.

Edward Bohane (H.T.), Alex. Dickson & Sons 1915:—Flower brilliant

velvety crimson orange scarlet with shell shaped petals, large; delightfully fragrant. Growth erect, very vigorous; the foliage is bright holly green.

Edward Mawley (H.T.), S. M'Gredy & Son 1911:—Flower velvety crimson, very large, with petals of wonderful depth and substance, highly perfumed. Growth perfect, free flowering. G. Exh. F.

Effective (H.T.), Hobbies 1913:—Flower crimson, retains colour, early and late flowering; very fragrant. Growth vigorous. Seedling from "General McArthur."

Edward VII. (poly pom.):—Flower salmon pink.

E. Godfrey Brown (H.T.), Hugh Dickson 1919:—Flower deep reddish crimson, of great size, very full and high-centred, of splendid form and great lasting qualities, produced on fairly long stems; very sweetly scented. Growth vigorous, strong, and upright. Exh. G.

Eisenach (Wich):—Flower bright red, simple, produced in large clusters. Growth extra vigorous. Ar. Pil. Perg.

Elaine (H.T.), Wm. Paul & Son:—Flower pale lemon white; high scented; good shape. Growth moderate.

Eleanor Henning (H.T.), Walter Easlea 1920:—Flower salmon-pink, large petals; buds very handsome. Growth vigorous; foliage most beautiful. A free and continuous bloomer.

Electra (Mult. ramb.):—Flower yellow, double, small, freely produced and more perpetual than "Aglaiä." Growth very vigorous. Ar. Pil. Perg.

Elegance (H.T.), H. A. Verschuren & Zonen 1918:—Flower of beautiful yellowish pink colouring, of large size and good form.

Elégante (H.T.), Jos. Pernet-Ducher 1918:—Flower creamy yellow, large and full; long bud of sulphur yellow colouring. Growth vigorous, branching; light green foliage; very free flowering.

Elisa Boëlle (H.P.), Guillot p. 1869:—Flower white, slightly tinged with rose, changing to pure white, medium-sized, full, fine form, sweetly scented. Cut.

Elisabeth Didden (H.T.), M. Leenders & Co. 1918:—Flower brilliant carmine and scarlet, large and full. Growth vigorous; free flowering. G.

Elise Heymann (T.), Strassheim 1891:—Flower nankeen yellow with peach rose centre, very large, full, of good shape, opening well. Growth vigorous. A. Cut. Exh. T.

Elise Kreis (poly pom.), Franz A. Kreis Wwe. 1913:—Flower dark red.

A sport from "Annchen Müller," with which it is in every way identical save colour.

Eliza Robichon (Wich), Barbier 1901:—Flower rose shaded pale yellow, semi-double, summer-flowering. Growth vigorous. Ar. Pil. Perg. H.

Elizabeth (H.T.):—Flower deep rosy-pink shading of lighter towards the outer petals, large, full. Growth vigorous.

Elizabeth Barnes (H.T.):—Flower salmon rose, centre fawn. Growth vigorous.

Elizabeth Cullen (H.T.), Alex. Dickson & Sons 1921:—Flower intense dark crimson, buds long and pointed, blooms medium, semi-double, smooth petals; great substance; free flowering; scented. Growth vigorous.

Elizabeth Kitto (H.T.), Wm. Paul and Son:—Flower salmon pink, free and consistent. Growth vigorous. Bed.

Ella Gordon (H.P.), Wm. Paul and Son:—Flower bright cherry colour, globular, large, full petals, smooth and rounded; sweetly scented. Very vigorous. A. Exh.

Ellen Poulsen (poly pom.), D. T. Poulsen 1911:—Flower dark brilliant pink, large, fairly full, sweet-scented. Growth vigorous, bushy. F. Bed. Cut. Pot.

Ellen Willmott (H.T.), Bernaix 1898:—Flower pale flesh white, large, full, sweet-scented. Growth vigorous, very floriferous. A. Cut. Exh. G. T.

Elli Hartman (H.T.):—Flower old gold and yellow, large, full, well formed, opening well. Growth erect.

Elsie (Wich), Wm. Paul & Son:—Flower fresh-coloured pink with deeper centres, large for its class, of nice rosette shape; extra large trusses. Growth vigorous. Ar. Pil.

Emden (H.P.), J. C. Schmidt 1916:—Flower deep carmine rose, large, fairly full and nicely shaped, long bud. Growth in the style of "Frau Karl Druschki," with many thorns; very free flowering. Bed. F.

Emilie Dupuy (T.), Levet 1870:—Flower creamy yellow, slightly suffused salmon, large, full, globular, fragrant. Growth very vigorous, climbing. A. Perg. Pil.

Emilienne Moreau (H.T.), H. A. Verschuren & Zonen 1918:—Flower yellow pink colour and vigorous growth. Cut.

Emily Gray (Wich), raised by Dr. A. H. Williams; introduced by B. R. Cant & Sons 1918:—A marvellous Wichuraiana, with foliage like *Berberis vulgaris*, great substance and very glossy; flowers rich golden yellow and almost as large as "Madame Ravary." The finest

yellow Wichuraiana rose yet introduced.

Emma Wright (H.T.), S. M'Gredy & Son 1918:—Flower of pure orange colour without shading. Free flowering. Bed.

Emmeline (H.T.), Wm. Paul & Son 1921:—Flower lemon-yellow, buds pure deep yellow, firm foliage. Growth vigorous; floriferous.

Emmi von Dippe (H.T.), P. Lambert 1915:—Flower pure satiny yellowish pink, with deeper centre, very large and full, good form, very fragrant. Growth vigorous, erect. Exh. Cut.

Empereur du Maroc (H.P.), Guinoisseau 1858:—Flower velvety purple garnet, with crimson red centre, border of petals deep carmine violet, large, full, fragrant. Growth vigorous. A. Cut. G.

Empress (H.P.), W. Paul 1884:—Flower pure white, edges of petals suffused clear rose, small, full, sweet. Growth moderate, perpetual flowering. Very good.

Empress Alexandra of Russia (T.), Wm. Paul & Son 1897:—Flower rich lake red shaded orange and fiery crimson, buds bronze salmon. Very large, full, globular. Growth vigorous. Distinct. Exh.

Enchantress (T.), Wm. Paul & Son 1896:—Flower creamy white, slightly tinted buff in centre, large, full, and globular, petals recurved at the edges. Growth vigorous, free. Cut. G. P. T.

Entente Cordiale (Austrian Briar), Guillot:—Flower *Nasturtium* red, base of petals yellow. Growth vigorous. Bu. H.

Entente Cordiale (H.T.), Pernet:—Flower creamy white, very free; sweetly scented. Growth vigorous.

Enver Pascha (H.T.), H. Kiese & Co. 1916:—Flower fleshy white, outside of petals soft pink, very full, opening well in all weathers. Growth erect.

E. P. H. Kingma (Pernet), H. A. Verschuren & Zonen 1919:—Flower deep apricot and orange yellow. Growth like "Madame Edouard Herriot."

Erna Teschendorff (poly pom.), V. Teschendorff 1911:—Flower dark brilliant crimson colour. Sport from "Madame Norbert Levasseur," same habit of growth, but with larger flowers.

Ernest Metz (T.), Guillot 1888:—Flower salmon-tinted rose, globular, fine foliage; not very free flowering; requires careful disbudding. Growth moderate. Exh.

Ernestine Verdier (T.), Perny 1893:—Flower mauve rose, shaded salmon.

rose, large, full, sweet. Growth vigorous, very free. A. Cut.

Ernst Grandpierre (Wich), Weigand 1900:—Flower yellow, small, full, very sweet, produced in corymbs. Growths very vigorous, climbing. Pil.

Erzherzog Franz Ferdinand (T.), Soupert & Notting 1892:—Flower madder lake on a golden yellow ground, large, full, opening well, sweet-scented. Growth vigorous. T.

Esmé (H.T.), B. R. Cant & Sons 1920:—Flower creamy white with flushes of rosy carmine on edges of petals, centre soft primrose, large and full; freely produced. Bed.

Ethel (Wich), Turner 1912:—Flower clear flesh pink, semi-double, in large trusses. Growth vigorous. Ar. Pil. Perg.

Ethel Brownlow (T.), Alex. Dickson and Son 1887.

Ethel Dickson (H.T.), Hugh Dickson 1917:—Flower deep salmon rose with silvery flesh reflexes, large, very full, beautifully formed, with high pointed centre, produced in endless profusion. Growth strong, upright, vigorous, branching. The blooms of this variety resemble "Madame Abel Chatenay." Exh. Bed.

Ethel James (H.T.), S. McGredy 1921:—Flower deep carmine, flushed orange, large and single, perfumed. Growth vigorous.

Ethel Malcolm (H.T.), S. McGredy and Son 1909:—Flower ivory white, shaded peach, free. Vigorous. Exh.

Ethel Somerset (H.T.), Alex. Dickson & Sons 1921:—Flower shrimp-pink, edge of petals deep flesh coral-pink, flowers very large, full, good form, high pointed centre, fragrant. Growth vigorous. Exh.

Etienne Levet (H.P.), Levet 1871:—Flower carmine-red, large, imbricated. Vigorous. Exh.

Etincelante (H.T.), C. Chambard 1913:—Flower bright brilliant red, shaded with purple, large, full, of fine form, opening well, sweetly scented, bud elongated, of brilliant, velvety purple crimson colouring. Growth vigorous, bushy; very free and perpetual flowering. Bed. Cut.

Etoile Blanche (H.T.), Egb. Kloosterhuis 1914:—Flower white, large, opening well, sweet-scented. Growth vigorous; very free flowering. A sport from "Belle Siebrecht." Exh.

Etoile d'Or (poly pom.):—Flower citron yellow, centre pale yellow. Growth dwarf. Bed.

Etoile de Feu (Pernet.):—Flower salmon-pink and coral-red, shaded with flame colour, large, full, globular; fine foliage. Growth vigorous.

Etoile de France (H.T.), Jos. Pernet-Ducher 1904:—Flower velvety garnet, with bright cherry red centre, large, full, long bud, carried on long stiff stems, sweetly scented. A. Cut. Bed. F. G. T.

Etoile de Hollande (H.T.), H. A. Verschuren & Zonen 1919:—Flower bright dark red, of medium size, deliciously perfumed. Growth vigorous, upright.

Etoile de Lyon (T.), Guillot 1881:—Flower sulphur yellow, brighter in centre, very large, full, globular, sweet-scented. Growth vigorous. A. Cut. Exh. G.

Etoile de Mai (poly pom.):—Flower nankeen yellow, passing to creamy white. Growth dwarf. Bed.

Etoile du Portugal (T.), H. Cayeux 1909:—Flower salmon shrimp pink, base of petals clear yellow, large, well-formed. Growth vigorous, climbing.

Etoile Luisante (poly pom.), E. Turbat & Cie. 1918:—Flower carmine red and shrimp pink, flushed with coppery purple, base of petals golden yellow, of medium size; buds orange red, produced in large pyramidal corymbs. Growth dwarf; free flowering.

Etoile Poitevine (H.T.), Bruant 1910:—Flower velvety red striped white and pale pink, sweet-scented, long bud. Seedling of "Etoile de France."

Eugene Appert (H.P.):—Flower scarlet and crimson shaded, free flowering. Growth robust.

Eugène Barbier (H.P.), Barbier 1920:—Flower deep golden to canary-yellow, with coppery red reflex, large cupped and free, with round buds. Growth vigorous. The yellow H.P. quite unique shade in this class. Exh.

Eugene Beauharnais (C.):—Flower amaranth, large, full. Growth vigorous.

Eugénie Bouillet (H.T.), Jos. Pernet-Ducher 1897:—Flower china rose shaded orange yellow, large, full, sweet, opening well. Growth vigorous. A. Cut. F. T.

Eugénie Frémy (H.P.), E. Verdier 1884:—Flower deep rose Neyron red, outer petals purple rose, very large and full, sweet-scented. Growth very vigorous, free. A.

Eugen Fürst (H.P.), Soupert & Notting 1875:—Flower brilliant velvety crimson with dark purple shadings, large, full, sweet-scented. Growth very vigorous. A. Cut. Exh. G.

Eugénie Guinoisseau (Moss), B. Guinoisseau 1864:—Flower crimson red, changing to lilac purple, large, full. Growth vigorous. G.

Eugène Jacquet (Wich), E. Turbat & Cie. 1916:—Flower cherry red and bright carmine, double, produced in clusters; sweetly scented. Growth vigorous, climbing, upright, branching, early flowering.

Eugénie Lamesch (poly pom.), P. Lambert 1899:—Flower chrome yellow, changing to clear yellow, edged Turkey red, of medium size, ranunculus-shaped, produced in trusses. Growth dwarf, bushy. Bed. Cut. But.

Eugenie Munchen (H.T.):—Flower silvery lilac-rose, long pointed buds, good foliage. Growth vigorous.

Eugénie Verdier (H.P.), Guillot 1869:—Flower bright flesh rose, large, full, globular. Growth robust, floriferous. A. Cut.

Eugène Verdier (Moss), E. Verdier 1872:—Flower of vermilion colour, medium size, very double, sweet-scented. Growth vigorous.

Euphrosyne (Mult. ramb.):—Flower bright pink, when opened the yellow anthers are very effective. Growth very vigorous. Free flowering. Ar. Perg.

Evangeline (Wich), M. H. Walsh 1906:—Flower lavender pink with white centre, single, in large trusses. Growth very vigorous. Very fragrant. Ar. Perg.

Evelyn (H.T.), Wm. Paul & Son 1918:—Flower salmon-white, petals shaded and edged with rose, base of petals yellow, large, full, and imbricated. Growth vigorous, upright. Distinct.

Evelyn Dautesey (H.T.), S. McGredy & Son 1911:—Flower soft salmon, stained carmine with deeper centre, free. Growth vigorous.

Evelyn Thornton (poly pom.), Bees' Ltd. 1919:—Flower shell pink deepening to salmon and lemon with orange shading. This new rose has a habit and constitution capable of withstanding the most rigorous weather; when in bloom the foliage is completely hidden. A really fine perpetual blooming rose for bedding and general decorative purposes.

Evening Star (Pernet), H. Morse and Sons 1920:—Flower an orange yellow. Sport from "Daily Mail" rose. Growth vigorous.

Evergreen Gem (Wich), Manda 1899:—Flower buff-yellow to white, double, in trusses. Growth vigorous. Ar. Perg.

Evrard Ketten (H.T.), Ketten Bros. 1920:—The flower is of superb bright carmine purple colouring without shading, of medium to large size, fairly full, of fine form and fragrance; bud elongated, opening freely in all weathers, borne single on long,

erect and stiff stems. Growth upright, branching; with few thorns, immune from all disease; flowering in great profusion throughout the season. Bed. Cut. G.

E. Veyrat Hermanos (T.), Bernaix 1894:—Flower apricot and carmine reflexed with violet rose, very large, very full, very sweet. Growth very vigorous, climbing. A. Perg. Pil.

Excelsa (Wich), Walsh 1910:—Flower bright scarlet, double. Growth very vigorous, climbing, thick glossy foliage; late flowering.

Excelsior (poly pom.):—Flower deep rose-pink.

Excellenz M. Schmidt Metzler (H.T.):—Flower white, large, full, sweet scented. Growth vigorous.

Exposition de Bric (H.P.), Granger 1865:—Flower brilliant light red, large, full, good form. Growth vigorous.

Exquisite (H.T.), Wm. Paul & Son:—Flower creamy yellow, flushed with rose; good foliage. Vigorous. F.

E. Y. Teas (H.P.):—Flower carmine-crimson, good form, large, sweetly scented. Vigorous. Exh.

Fabvier (C.), Laffey 1882:—Flower dazzling crimson with white centre! semi-double. Growth dwarf. Bed. E.

Fair Rosamond, Wm. Paul & Son:—Flower flesh colour, shaded and mottled with rosy pink, large full, distinct.

Fairy (Mult. ramb.), Wm. Paul and Son:—Flower snow white, single, produced in large clusters. Growth very vigorous. Ar. Pil. Perg.

Fairy Queen (T.), Wm. Paul & Son:—Flower pale fawn, merging into creamy white, richly suffused with rosy cerise; medium size. Growth vigorous.

Farben Konigin (H.T.):—Flower imperial pink, reverse of petals carmine. Growth vigorous. Exh.

Farbenkönigin (H.T.), W. Hinner 1901:—Flower bright red, changing to imperial pink, medium, full, very sweet. Growth vigorous, erect, free flowering. A. Bed. Cut. F. G.

Farquhar (Wich):—Flower pink, passing to white. Growth vigorous. Ar. Pil. Perg.

Fedtschenkoana (Species):—Distinctly spiny species from Central Asia. Glaucescous leaves and attractive flowers.

Ferox (Species):—Dwarf, with sharp hooked spines.

Felicite (alba), Parmentier:—Flower rosy flesh, margin blush, large, full. Growth vigorous.

Félicité et Perpétue (Mult. ramb.), Jacques 1828:—Flower fleshy white, medium size, full, produced in clusters. Growth very vigorous, climbing. Ar. Perg. Pil. W.

Fellenberg (C.), Fellenberg 1857:—Flower bright rosy carmine, semi-double, in clusters; fragrant. Growth vigorous. Bu. G. H.

Fendleri (Species):—Bright stems; foliage deeply coloured in autumn. From New Mexico.

Ferdinand Batel (H.T.), Jos. Pernet-Ducher 1896:—Flower varying from pale flesh on a ground of yellow nankeen to yellow nankeen orange, large, full, very sweet. Growth vigorous. Cut. Exh. G.

Ferdinand Chaffoite (H.P.), Pernet 1870:—Flower strawberry red shaded with purple, very large, full, of cupped form, very sweet. Growth bushy. A. Cut. Exh. G.

Ferdinand de Lesseps (H.P.), Verdier 1869:—See "Maurice Bernardin."

Ferdinand Jamain (T.):—Flower rosy-carmine, shaded with salmon. Growth vigorous. Exh.

Fernand Rabier (Wich), E. Turbat & Cie. 1918:—Flower deep pure scarlet, of good size and perfect form, full, produced in clusters. Growth vigorous, climbing; free flowering.

Ferdinand Roussel (Wich):—Flower flesh colour, tinted with vinous red, large. Ar. Pil. Perg.

Ferniehurst (H.T.):—Flower pure rosy coppery-pink on fawn. Growth vigorous.

Feuerzauber (C.), J. C. Schmidt 1913:—Flower bright velvety red with velvety black splashes at the edges of the petals, of cupped form, sweetly scented. Growth vigorous, upright; very free flowering.

F. F. Crozier (H.T.):—Flower deep canary yellow, large, full, globular, high centre. Vigorous. Exh.

Field Marshal (C.), Wm. Paul and Son:—Flower blood crimson, shaded with amaranth. Growth vigorous. F.

Fimbriata (Rug.):—Flower delicate blush, edged like a Chinese primula, semi-double. Growth vigorous. Bu. H.

Fisher Holmes (H.P.), E. Verdier 1865:—Flower strawberry red shaded with deep velvety crimson, large, full, imbricated, with high centre, opening well, sweetly scented. Growth vigorous, free flowering. A. Cut. F. G. T.

F. J. Grootendorst (Rug.), Grootendorst 1919:—Flower bright red, double and fringed. A cross between rugosa and polyantha, produced in

clusters from June until frost. Bed. E.

Flame (Mult. ramb.), Turner:—Flower bright salmon-pink, semi-double, produced in large trusses. Growth vigorous, distinct.

Flame of Fire (Pernet), S. M'Gredy & Son 1916:—Flower deep, pure orange flame, intensely bright; sweetly scented. Growth sturdy and stout, holding its flowers perfectly upright; extra free flowering. Bed.

Flaming Zep. (Pernet), T. P. Edwards 1918:—Flower glowing tangerine orange yellow, buds splashed carmine; scented, dark green glossy foliage. Growth erect, free and branching. A sport from "Mme. Edouard Herriot." Named Flaming Zep. owing to the similarity in colour and glow to a burning Zeppelin airship destroyed in the neighbourhood a few days before the sport appeared. Bed.

F. L. de Voogd (H.T.), Jos. Timmermans 1920:—Flower reddish yellow, large, semi-double, carried on long stalks. Growth vigorous, branching.

Flora (Evergreen Rambler):—Flowers peach tint, in clusters; early; free flowering. Growth vigorous. Ar. Pil. Perg.

Flocon de Neige (poly pom.):—Flower pure white; very free. Growth dwarf. Bed. E.

Flora McIvor (S. Briar), Lord Penzance (Keynes, Williams & Co.) 1894:—Flower blush white, tinted rose, and single. Growth very vigorous. Bu. H.

Florence (H.T.), Wm. Paul & Son 1921:—Flower silvery pink, long pointed buds. Growth vigorous. Exh. G.

Florence Edith Couthwaite (H.T.), Alex. Dickson & Sons 1908:—Flower deep cream, stippled bright rose on the inside of the petals and reflexed on the back, large, full, imbricated, delicately perfumed. Growth vigorous, erect.

Florence Forrester (H.T.), S. M'Gredy & Son 1914:—Flower clear snow white with a lemon tinge, opening to pure white, of immense size and perfect form with high pointed centre; sweetly perfumed. Growth vigorous, very free and perpetual. Bed.

Florence Pemberton (H.T.), Alex. Dickson & Sons 1903:—Flower creamy white, suffused pink, large, full, perfect form, high pointed centre. Growth vigorous, floriferous. Exh. G.

Florence Spaul (H.T.), B. R. Cant & Sons 1916:—Flower deep rose pink, with occasional splashes of darker tint on the edges of the outer petals,

which are reflexed, very full and large, with high centre and of regular form; sweetly scented. Growth vigorous, erect, with good foliage. Exh.

Florence Tron (T.) :—Flower brilliant carmine tinted with madder red, petals edged with silver, large and full.

Floribunda (N.), Wm. Paul & Son :—Flower rosy-flesh, in large corymbs. Growth moderate. Bed. H.

Florinda Norman Thompson (H.T.), Alex. Dickson & Sons 1920 :—Flower delicate rose on pale lemon, which deepens from centre to base of petals; on the reflex there is a $\frac{1}{4}$ inch on creamy lemon, large, full, of deep globular form; Persian tea perfumed. Growth vigorous, free branching; very floriferous. Exh. Bed.

Flower of Fairfield (Mult. ramb.), Ludorf 1908 :—Flower bright crimson, medium, double. Growth vigorous, climbing, autumn-flowering. Pil. B.

Flush O. Dawn (H.T.), Walsh 1902 :—Flower creamy white, sometimes shaded pink, large, full. Growth vigorous, free. G.

Foliolosa x rugosa (Species) :—Very pretty dwarf growing, with rose-coloured flowers, freely produced.

Fortunei (Banksian) :—Flower white. Growth vigorous. Tender; south or west wall.

Fortune's Yellow Rose (N.), Fortune 1845 :—Flower orange-yellow, shaded and flaked with red, semi-double, in wreaths. Vigorous climber, S. or W. wall. F.

France et Russie (H.T.), Bégault-Pigné 1899 :—Flower varying from carmine to deep rose, large, very full. Growth very vigorous, free flowering. Cut.

Frances Charteris Seton (T.), Wm. Paul & Son :—Flower deep rosy pink, very large, full.

Frances Gaunt (H.T.), Alex. Dickson & Sons 1918 :—Flower fawny deep apricot, toning to silvery flesh; globular cup-shaped bloom on rigid flower stalks; deliciously fragrant. Growth vigorous and branching, glossy foliage; very floriferous. Exh. Bed. Pot.

Frances Scott Key (H.T.), John Cook 1914 :—This variety is regarded as one of the most valuable red roses for cut flower purposes in the United States A.

Francis (Wich) :—Flower bright red, single, in bouquets of fifty followed by a profusion of red hips. Growth similar to "Crimson Rambler." Ar. Pil. Perg.

Francis Dubreuil (T.), Dubreuil 1894 :—Flower ox's blood red, shaded

velvety purple, large, very full, opening well. Growth robust, very floriferous. A. G.

Francisca Kruger (T.) :—Flower bronze yellow. Growth vigorous. G.

François Crousse (H.T.), Guillot 1900 :—Flower crimson; free flowering early and late. Growth vigorous. Pil. W.

François Foucard (Wich), Barbier 1901 :—Flower pale yellow lemon, beautiful bud. Growth vigorous; almost perpetual. Ar. Pil. Perg.

François Guillot (Wich Ramb.), Barbier 1905 :—Flower yellow, white and pink. Growth vigorous. Ar. Pil. Perg.

François Juranville (Wich Ramb.), Barbier 1906 :—Flower deep fawn pink, with apple fragrance. Growth very vigorous. Weeping standard. Ar. Perg. H.

François Michelin (H.P.), Levet 1871 :—Flower rose-pink; a massive flower. Growth vigorous. Exh.

François Poisson (Wich) :—Flower pure white, double. Growth vigorous. Ar. Pil. Perg.

Franklin (H.T.), Jos. Pernet-Ducher 1918 :—Flower of salmon colour, shaded yellow, large and full, oval shaped; long rosy flesh bud. Growth vigorous, erect, branching; bronzy green foliage. Bed. Cut.

Frank W. Dunlop (H.T.), Raiser :—John H. Dunlop; distributors: Chas. H. Totty Co. and E. G. Hill Co. 1919 :—Flower dark pink, of good form, full, large. A seedling from "Mrs. Charles Russell," on which it is a great improvement in all respects. F. Cut.

Franz Deegen (H.T.), W. Hinner 1900 :—Flower centre golden yellow, outer petals soft yellow, large, full, very fragrant, opening well. Growth vigorous. Exh. Cut.

Franziska Krüger (T.), Nabonnand 1879 :—Flower soft fresh shaded honey yellow and peach rose, large, full, opening well, sweet-scented. Growth vigorous, free flowering. A. Bed. Cut. G. T.

Frau Albert Hochstrasser (Wich) :—Flower yellow, changing to white, very sweet. Growth vigorous. Ar. Pil. Perg.

Frau Alfred Mauthner (H.T.) :—Flower pink, large. Growth vigorous.

Frau Anna Schneider (T.) :—Flower rose colour shaded with carmine and orange yellow, large, good shape. Growth moderate.

Frau Bertha Kiese (H.T.) :—Flower golden yellow, long orange carmine buds, large, full, well formed. Growth vigorous.

Frau Cecile Walter (poly. pom.) :—

Flower yellow, opening creamy white, free flowering. Growth dwarf. Bed. E.

Frau Dr. Erreth (poly pom.), Ph. Geduldig 1915:—Flower orange yellow, changing to white when opening. Growth moderate, branching, very floriferous.

Frau Dr. Krüger (H.T.), H. Kiese & Co. 1919:—Flower creamy salmon on a yellow base, large, very full. Growth vigorous, with handsome foliage. G. Cut.

Frau Ernest Borsig (H.T.):—Flower carnation pink; pretty buds. Growth vigorous.

Frau Ferd. Paas (H.T.):—Flower pale yellow shaded with copper and orange, large, good form, long buds. Growth vigorous, very fragrant.

Frau Geheimrate de Staut (H.T.):—Flower brilliant deep red, scented. Growth vigorous.

Frau Johanne Poulsen (H.T.):—Flower bright rose, shaded with orange at base of petals, very free flowering. Growth vigorous. A.

Frau Karl Druschki (H.P.), P. Lambert 1900:—Flower pure snow white, outer petals occasionally shaded with pink, large, full, long, handsome buds which open well. Growth very vigorous, very free flowering, hardy.

Frau Lilla Routenstrauch (H.T.), P. Lambert 1903:—Flower rosy-flesh, coppery orange buds. Growth moderate. Exh.

Frau Margrette Moller (H.T.):—Flower old rose colour, shading off paler towards the outer petals; large; sweetly scented.

Frau Math. Noehl (H.T.), N. Welter 1913:—Flower lemon yellow, large, full, of fine form, fragrant; buds long and pointed. Growth vigorous, erect, branching; very floriferous. Cut. F. G.

Frau Oberbürgermeister Piecq (H.T.), O. Jacobs 1911:—Flower outer petals creamy yellow, "Maréchal Niel" like, very large, full, fine form, sweet. Growth vigorous, upright. Exh. F. Cut.

Frau Oberhofgartner Singer (H.T.):—Flower silvery rose; buds rosy-lake. Sweet and free blooming. Growth vigorous.

Frau Peter Lambert (H.T.), N. Welter 1902:—Flower deep pink, shaded salmon, large and full, fragrant, opening well. Growth very vigorous, upright, free. Exh.

Frau Philipp Siesmayer (H.T.):—Flower yellow, suffused with pink. Growth vigorous.

Freda (H.T.):—Flower a distinct shade of old rose, large, full, scented. Growth vigorous.

Freifrau Ida von Schubert (H.T.):—Flower deep crimson, long pointed blood-red buds, petals broad. Growth erect.

Freifrau von der Goltz (H.T.), P. Lambert 1912:—Flower salmon rose with large orange red yellow centre, large, fairly full, fragrant. Growth moderate, erect.

Freiherr von Marschall (T.), P. Lambert 1903:—Flower purple rose, centre cleared cochineal carmine, very large, full. Growth very vigorous, free.

Friedensrose (H.P.), Raiser: Ulbrich; distributor: V. Teschendorff 1917:—Flower pure white on a yellow ground, full, opening well; sweetly scented. Growth vigorous; blooming profusely. A seedling from "Frau Karl Druschki." G. Cut. F. Pot.

Friedricharah (H.T.):—Flower deep blood crimson, very free and sweet. Growth vigorous.

Fringed (Musk):—Flower white, petals serrated, double. Vigorous. Bu.

F. R. Patzer (H.T.), Alex. Dickson & Sons 1909:—Flower creamy buff, reverse of petals delicate pink, changing to light orange pink, large, full. Growth vigorous, very free.

Furstin Pless (rug.):—Flower white with lemon centre, very large, full, sweetly scented. Vigorous. Bu. H.

Gabriel Thierrard (T.):—Flower carmine roses, centre chamois yellow. Growth vigorous.

G. Amadee Hammond (H.T.), Alex. Dickson & Sons 1915:—Flower cadmium or deep apricot egg yolk, shading off to fawn or delicate buff, large, full, perfectly formed, opening well in all weathers, and carried on erect stems; very fragrant. Growth robust. Exh. G. F.

Gallica pumila (Species):—Flower single, pink. Growth vigorous.

Gardenia (Wich ramb.), Manda 1899:—Flower bright yellow to cream, early summer flowering. Growth very vigorous. Ar. Pil. Perg.

Garland (Ayr):—Flower white, large trusses. Growth very vigorous. Pil. Perg. Ar.

Gartendirektor Julius Schütze (H.T.), Herm. Kiese & Co. 1920:—Flower pale rosy pink and peach-blossom, large, of fine form, carried on long and rigid stalks; Growth vigorous. Bed. Cut.

Gartendirektor Ries (H.T.), J. C. Schmidt 1916:—Flower pure rose with silvery reflexes and yellowish colouring at the base, fairly full, delici-

ously perfumed; very free flowering. Cut.

Gaston Lesieur (Wich), E. Turbat & Cie. 1915:—A variety similar to "Excelsa," with bright red, double flowers produced in clusters. Growth very vigorous, climbing. Perg.

Geant des Bastilles (H.P.):—Flower crimson shaded with purple. Growth vigorous. A fine old rose; a favourite in the North of England.

Geisha (Pernet), G. A. van Rossem 1920:—Flower pure deep orange yellow, gradually changing to golden yellow when opening; the buds are long pointed, streaked with garnet. Growth vigorous, of branching habit, and green bronzed foliage; perpetual flowering. A sport of "Madame Edouard Herriott."

Geoffrey Henslow (H.P.), Turner:—Flower deep dark red, a dark sport from "Mme. Victor Verdier," fragrant, blooms medium size, good foliage. Growth vigorous. Exh.

Geoffrey Henslow (H.T.), Alex. Dickson & Sons:—Flower brilliant orange crimson, large, full, sweetly scented. Growth vigorous, branching. Exh.

Geo. Arends (H.P.), Hinner 1910:—Flower rose coloured and free, large, moderately full. Growth vigorous.

Georges Cain (rug.):—Flower amaranth, shaded with purple, long buds. Growth vigorous. Bu. H.

George C. Waud (H.T.), Alex. Dickson & Sons 1908:—Flower cochineal carmine tinted vermilion and orange, large, very full, high-centred, generally single on long stiff stems, very sweet. Growth robust, erect, free flowering. A. Bed. Cut. Exh. F. G. T.

Georges Clemenceau (Pernet), Lévéque & Fils 1919:—Flower bright orange tinted and shaded with carmine, large, well-formed; elongated bud of fine form. Growth very vigorous; handsome glossy green foliage. G. Cut.

George Dickson (H.T.), Alex. Dickson & Sons 1912:—Flower velvety black scarlet crimson with brilliant scarlet reflexed tips with heavy and uniquely pure crimson maroon veining on the reverse, very large, full, globular, perfectly formed, tea perfume. Growth vigorous, with thick leathery beech-green foliage.

George Elger (poly pom.), E. Turbat & Cie. 1912:—Flower coppery golden yellow, changing to clear yellow when opening. Growth upright, very free flowering. F. G. Pot.

George Laing Paul (H.T.):—Flower purplish crimson, sweetly scented. Growth vigorous.

Georges Pernet (poly pom.):—Flowers rosy peach shaded apricot, very free. Growth vigorous. Bed. E.

Georg Reimers (T.):—Flower fiery red, good foliage. Growth vigorous. A seedling from "Richmond."

Georges Schwartz (T.), Veuve Schwartz 1899:—Flower bright deep canary yellow, shaded cadmium yellow, large, full, very sweet. Growth vigorous. Cut. T.

Georges Vibert (Gallica), Robert 1853:—Flower purple red suffused with violet, striped with white, large and full. Growth moderate.

Général Baron Berge (H.P.), Pernet p. 1891:—Flower purple crimson, outer petals shaded violet, large, moderately full, fragrant. Growth vigorous, continuous flowering. A. Cut. G.

General Don (H.T.), Le Cornu 1919:—Flower crushed strawberry overlaid deep copper, veined yellow and gold base.

Général Galliéni (T.), Nabonnand 1899:—Flower crimson pink, shaded reddish purple, centre rosy flesh coloured, large and full. Growth moderate. A. Cut. But.

Général Jacqueminot (H.P.), Rousset 1853:—Flower velvety geranium red shaded with strawberry red, large, moderately full, high-centred, very sweet. Growth vigorous. A. Cut. F. G. T.

General Mac Arthur (H.T.), E. G. Hill Co. 1905:—Flower bright scarlet red, large and full, sweet-scented, elongated bud opening well, generally borne singly on long stiff stems. Growth very vigorous and free flowering. A. Bed. Cut. F. G. T.

General Schablikine (T.):—Flower light coppery rose, semi-double, very free. Growth vigorous.

General Smuts (H.T.), distributed D. Prior & Son 1922:—Flower glowing cherry red with deep coral red shade; every shoot gives a perfect bloom; foliage glossy and mildew proof. Growth vigorous and erect, free flowering. Bed.

Generaal Snijders (H.T.), M. Leenders & Co. 1917:—Flower bright carmine red shaded coral red, large and full, of fine form. Growth vigorous; of great freedom in blooming. Exh. G.

General-Superior Arnold Janssen (H.T.), M. Leenders & Co. 1911:—Flower glowing deep carmine, finely formed bud on perfect stems. Growth vigorous, compact, and continually blooming. F. Bed. Cut.

General Th. Peschkoff (H.T.), Ketten Bros. 1909:—Flower salmon pink, passing to pale lilac rose, base of

petals Indian yellow, inside rosy white, large, fairly full. Growth vigorous, free. A. Cut.

Générale Marie Raievsky (H.P.), Ketten Bros. 1911:—Flower pale pink, passing to bright pink with yellowish salmon centre, very large, fairly full, opening well.

Generalin Isenbart (H.T.), P. Lambert 1915:—Flower reverse of petals yellowish white, bordered with rose, inside of petals coppery rose, large and full. Growth erect; thornless.

Gerbe Rose (Wich ramb.), Barbier 1905:—Flower pure pink; cupped, good foliage, fragrant. Pil. Perg. Bu.

Germaine Chenault (T.):—Flower salmon white with deeper centre, sometimes shaded with carmine, large, full, globular. Growth vigorous.

Germaine Lecroix (Mult. ramb.):—Flowers flesh coloured white, small, distinct.

Germaine Rossiaud (H.T.), C. Chambard 1915:—Flower salmon yellow, changing to pure white, very large, of cupped form; buds flesh colour, slightly tinted carmine. Growth very vigorous, erect, branching; very free flowering.

Germaine Trochon (H.T.), Jos. Permet-Ducher 1893:—Flower salmon flesh, with orange nankeen yellow centre, edged rose, large, full, globular, fragrant. Growth vigorous, semi-climbing. Pil.

Gertrud Kiese (C.), H. Kiese & Co. 1918:—Flower of dark red colouring, after the style of "Château de Clos Vougeot." Growth vigorous; very floriferous. Pot.

Chislaine de Féligonde (Malt. ramb.), E. Turbat & Cie. 1916:—Flower coppery greyish gold, base of petals golden yellow, passing to delicate yellowish white tinted flesh; buds bright capucine yellow, borne in clusters. Growth very vigorous, climbing.

Gladys Harkness (H.T.), Alex. Dickson & Sons 1900:—Flower bright pink, not unlike "Caroline Testout," good foliage. Growth vigorous, scented. A.

Gladys Holland (H.T.), S. M'Gredy & Son 1917:—Flower buff, shaded orange yellow, outside of petals peach of magnificent form and size, carried on upright stems; sweet scented. Growth uniform; continuous flowering.

Gloire de Chedane-Guinoisseau (H.P.), Chedane-Guinoisseau 1907:—Flower rich vermilion crimson. Growth vigorous. Exh.

Gloire de Dijon (T.), Jacotot 1853:—Flower yellowish flesh heavily shaded

reddish salmon, very large, very full, flat, highly perfumed, opening well. Growth very vigorous, climbing. A. B. F. Perg. Pil.

Gloire de Ducher (H.P.), Ducher 1865:—Flower centre petals purple, outer petals vinous mauve. A. Cut. G.

Gloire de Hollande (H.T.), H. A. Verschuren & Zonen 1918:—Flower of dark red colour, in the way of "Château de Clos Vougeot," not turning blue, large and very full. G. Cut.

Gloire de l'Exposition de Bruxelles (H.P.), Soupert & Notting 1889:—Flower very dark velvety amaranth purple, large, full, sweet-scented. Growth very vigorous. A. Cut. G.

Gloire de Libourne (T.), Beauvillain 1887:—Flower deep canary yellow, large, very full, imbricated. Growth vigorous, climbing, very free. A. Perg. Pil.

Gloire de Margottin (H.P.), Margottin p. 1887:—Flower dazzling red, very brilliant, large, full, globular, high-centred, elongated bud. Growth very vigorous. A. T.

Glory de Steinfurth (H.T.), Schult-hies Bros.; distributed by Henry Morse 1920:—Flower colour same as "General McArthur," bloom of enormous size, opens freely, deliciously scented. Growth vigorous, upright, branching. Exh.

Gloire d'Orléans (poly pom.), Levavasseur & fils 1912:—Flower very dark red, produced in numerous panicles. Growth vigorous, upright. In the style of "Madame Norbert Levavasseur."

Gloire des Belges (H.T.):—Flower cochineal carmine, flushed purple, free flowering. Growth vigorous

Gloire des Blanches (T.), Vigneron 1904:—Flower pure white, very large, full, globular. Growth very vigorous, climbing. Perg. Pil.

Gloire des Mousseuses (Moss), Robert 1852:—Flower flesh pink with deeper centre, large and full; of globular imbricated form. Growth vigorous; well mossed.

Gloire des Polyantha (poly pom.), Guillot 1887:—Flower bright rose with white centre, full and free. Growth dwarf. Bed. E.

Gloire des Rosomanes (H.P.), Vibert 1825:—Flower scarlet crimson; semi-double, free. Growth vigorous.

Gloire Lyonnaise (H.P.), Guillot 1884:—Flower sulphury white, deeper in the centre, large, full, elongated bud, fragrant, produced singly. Growth vigorous. Cut.

Gloriosa (H.T.), Herm. Kiese & Co. 1920:—Flower ivory white on a yellow base, of good form, carried on long

and stiff stems; highly perfumed. Growth vigorous. Very valuable for massing in beds and cut flower work for florists. Bed. Cut.

Glory of Hurst (poly pom.), E. J. Hicks 1921:—Flower lively ruby crimson, large trusses. Growth moderate. Bed.

Glow-worm (Pernet), Easlea 1919:—Flower rich scarlet red to bright coppery orange, semi-single, fragrant. Growth erect, vigorous, and perpetual.

G. Nabonnand (T.), Nabonnand 1888:—Flower Naples yellow, slightly shaded salmon flesh, outer petals lilac rose, large, moderately full, very sweet. Growth vigorous, free flowering. A. Cut. F. G. T.

Godfrey Keller (Austrian Briar):—Flower deep orange shading to pink, single, free flowering, fragrant. Growth vigorous.

Golden Butterfly (H.T.):—Flower apricot yellow, shaded carmine. A seedling from "Old Gold."

Golden Emblem (Pernet), S. M'Gredy & Son 1917:—Flower similar in colour to "Constance" and "Rayon d'Or," and having the same crimson stripe on outer petals, with high pointed centre; tea perfume. Growth free and branching, with splendid constitution, deep glossy green foliage, stout stalks and mildew-proof; extra perpetual flowering.

Golden Fairy (poly pom.), Bennett 1889:—Flower bright fawn yellow with lighter edges. Growth moderate. Bed.

Golden Gate (T.), Dingee & Conard 1892:—Flower creamy white, very fragrant, foliage similar to "Niphetos," blooms large and well-shaped. Growth moderate. Exh.

Golden Glow (H.T.), Chaplin 1917:—Flower golden yellow to apricot and orange. Growth vigorous. Bed.

Golden Mail (Pernet):—Flower similar to "Daily Mail" rose, but possessing a more golden hue. Growth vigorous.

Golden Ophelia (H.T.), B. R. Cant & Sons 1918:—Flower golden yellow in the centre, paling slightly at the outer petals, of fair size, very compact, opening in perfect symmetrical form. A seedling from "Ophelia." Cut.

Golden Queen (N.), Wm. Paul & Son 1903:—Flower rich golden yellow. Growth vigorous. Resembling "Reve d'Or." Ar. W.

Golden Spray (H.T.), Hugh Dickson 1917:—Flower in bud state deep "Maréchal Niel" yellow, opening to very large, almost single, blooms of great beauty; when fully expanded

the colour is clear lemon yellow. Growth quite distinct, sending up long arching shoots forming elegant sprays; every bud opens in succession, followed by others from the base of the plant.

Golden Star (H.T.), H. A. Verschuren & Zonen 1918:—Flower golden yellow, in the way of "Sunburst," very large. Growth moderate. Said to be the largest and finest yellow rose in existence. F. Cut.

Goldfinch (Mult. ramb.), G. Paul & Son 1907:—Buds golden yellow, opening flowers, changing to white, semi-double. Growth very vigorous, climbing. Pil.

Goldquelle (T.):—Flower golden yellow of medium size, fairly full. Growth moderate.

Gorgeous (H.T.), Hugh Dickson 1915:—Flower deep orange yellow, flushed copper yellow and veined reddish copper, large, full and exquisitely formed, produced in endless profusion on stiff erect stems. Growth strong, vigorous and free branching; handsome dark olive green foliage. Exh. Bed. Cut.

Goubout (T.):—Flower bright rose, centre buff, large, double, sweetly scented. Growth vigorous.

Grace Darling (T.), Bennet 1884:—Flower creamy white, tinted and shaded with peach, large, very full, globular, opening well, sweet-scented. Growth vigorous, free flowering. Bed.

Grace Molyneux (T.), Alex. Dickson & Sons 1908:—Flower creamy apricot, with flesh centre; full and free. Growth vigorous. Exh.

Grace Thomson (Mult. ramb.), Wm. Paul & Son:—Flower in the way of "Crimson Rambler," but variegated red and white. Growth very vigorous, distinct. Ar. Pil. Perg.

Gracilis or Prolific (Moss):—Flower deep pink, well mossed. Growth vigorous, good foliage. Bu. But. full and imbricated, produced in clusters. Growth very vigorous.

Grand-Duc Adolphe de Luxembourg (H.T.), Soupert & Notting 1891:—Flower rosy red, reverse of petals brilliant lake, two distinct colours, large, moderately full. Growth moderate. A. G.

Grande Duchess de Luxembourg (H.T.):—Flower deep orange. Growth free and erect.

Grand Duchess Marie Adelaide (Pernet):—Flower deep orange yellow, large, full, well formed. Growth vigorous, erect, free.

Grand Mogul (H.P.), Wm. Paul & Son:—Flower brilliant crimson, shaded with scarlet and black, large,

full, perfect symmetrical shape. Growth vigorous. Exh.

Grandi Flora (Mult. ramb.):—Flower pure white, carried in clusters. Growth very vigorous. Ar. Perg.

Grafin M. H. Chotek (Mult. ramb.):—Flower bright crimson, round and double, produced in large trusses, early. Growth very vigorous. Ar. Perg.

Grange Colombe (H.T.), P. Guillot 1911:—Flower creamy white with salmon yellow, fawn centre, passing to white, large, full, of cupped form. Growth vigorous, erect.

Green Mantle (S. Briar), Lord Penzance 1895:—Flower rich pink, fine foliage. Growth vigorous. Bu. H.

Grossherzofin Feodora von Sachsen (H.T.):—Flower lemon yellow with golden centres, large, full. Growth vigorous.

Grossherzog Ernst Ludwig (H.T.), Dr. Müller 1897:—Flower silvery carmine, large, full, sweet-scented. Growth very vigorous, climbing. Pil.

Grossherzog Friedrich (H.T.):—Yellowish rose to carmine, sweetly scented. Growth vigorous.

Grossherzog Wilhelm Ernst v. Sachsen (H.T.), N. Welter 1915:—Flower bright scarlet with carmine rose, large, fairly full, fragrant, long bud opening well. Growth vigorous, erect, flowering till late in autumn.

Grossherzogin Alexandra (H.T.), O. Jacobs 1905:—Flower colour of "Kaiserin Augusta Victoria," opening well. Growth vigorous, free. Cut. F. G.

Gruss an Aachen (poly pom.), Gedulvig 1908:—Flower pale salmon shading to white, fragrant. Growth dwarf. Bed. E.

Gruss an Sangerhausen (H.T.), Dr. Müller 1904:—Flower scarlet, with deep red centre, large, full, fragrant. Growth vigorous, very floriferous. A. Cut. G.

Gruss an Teplitz (H.T.), R. Geschwind 1897:—Flower brilliant scarlet crimson, shaded with velvety fiery-red, medium size, full, sweet-scented. Growth vigorous, semi-climbing, very free. Bed. Cut.

Gruss an Weimar (H.P.), H. Kiese & Co. 1919:—Flower pink on a yellow ground, very large; bud yellowish pink; free. Bed. Cut.

Gruss an Zabern (Mult. ramb.):—Flower white, in clusters, large trusses. Growth vigorous, not perpetual. Pil.

Gulnare (H.T.)—Flower in the way of "Rayon d'Or," on which it is claimed to be an improvement, very free flowering. Growth strong and upright.

Gustav Grünerwald (H.T.), P. Lambert 1904:—Flower carmine pink, centre yellow, large, full, opening well, very sweet. Growth vigorous, erect, free. Cut. G. T.

Gustav Piganeau (H.P.), Pernet-Ducher 1889:—Flower brilliant red, broad stout petals, beautiful centre, good foliage, almost free from mildew. Growth very moderate, best as a maiden. Very free flowering. A. F. Exh.

Gustave Régis (H.T.), Jos. Pernet-Ducher 1890:—Flower canary yellow with saffron centre, edges of petals suffused carmine, large, semi-double, long pointed bud, opening well. Growth very vigorous, semi-climbing. T. Pil. But.

Hadley (H.T.), A. N. Pierson, 1914:—Flower deep reddish purple, of good shape. Growth very free. Cut.

Hardii (Species):—Flower deep yellow, single, with chocolate blotch.

Harrisonii (Austrian Briar), Harrison 1880:—Flower soft gold and yellow, semi-double. Growth vigorous, summer flowering. G. Bu. H.

Harry Kirk (T.), Alex. Dickson & Sons 1907:—Flower deep sulphur yellow, passing to a lighter shade at edges of petals, large, full, of great substance, perfectly formed. Growth vigorous, free branching. A. Cut. E. F. G. T.

Havinger Rambler (Mult. ramb.), Rev. J. H. Pemberton 1920:—Flower almond blossom colour, large clusters of rosettes, well distributed. Growth very vigorous. Distinct.

Hawmark Crimson (H.T.), Alex. Dickson & Sons 1920:—A glorious rose, whose pointed bud colouring are intense crimson crayonings and veinations on maroon, becoming crimson scarlet as the semi-double blooms develop; tea perfumed. Growth vigorous, branching. Bed.

H. D. M. Barton (H.T.), Hugh Dickson 1917:—Flower deep rich velvety crimson, of moderate size, very full and pointed. Growth strong, vigorous, upright, and branching, with handsome dark green leathery foliage. G. Bed.

Hebe (C.):—Flower colour light rose. Growth vigorous.

Hebe's Lip (S. Briar):—Flower blush white edged pink. Growth vigorous. Bu. H.

Hector Mackenzie (H.T.):—Flower deep pink changing to silvery crimson. Growth vigorous.

Hedwig Wagner (H.T.), H. Kiese & Co. 1919:—Flower of pure rose colour, very full; long bud carried

on long stiff stems. Growth vigorous, free. Bed. Cut.

Heinrich Münch (H.P.), W. Hinner 1911:—Flower soft pink, very large and full. Growth vigorous. F. Cut.

Heinrich Schultheis (H.P.), Bennett 1882:—Flower deep rose pink cleared with cochineal carmine, large, full, scented. Growth vigorous, floriferous. A. Cut.

Heldengruss (H.T.), Herm. Kiese & Co. 1920:—Flower pure deep blood red, large, full, opening well; sweet-scented. Growth vigorous, branching. Bed. Cut.

Helen Chamberlain (H.T.), Walter Easlea 1918:—Flower rich creamy yellow, shading to orange gold in centre, and paling to almost white on outer petals, of exquisite shape. Growth vigorous. Exh. Bed.

Helen Keller (H.P.), Alex. Dickson & Sons 1895:—Flower carmine lilac rose with paler centre, large, full, globular, sweet. Growth vigorous, very free. A. Cut.

Hélène (Mult. ramb.), Lambert 1897:—Flower pale flesh tinted violet. Growth very vigorous, distinct; a good weeping rose. Ar. Pil. Perg.

Hélène Cambier (H.T.), Jos. Pernet-Ducher 1895:—Flower varying from salmon flesh pink to coppery rose, large, full, and sweet. Growth very vigorous, free flowering. A. G.

Hélène Duché (H.T.), E. Buatois 1921:—Flower soft rose with silvery reflexes, border of petals carmine, large and full; handsome buds. Growth vigorous, branching.

Helene Guillot (H.T.), P. Guillot 1901:—Flower good shape, in form like "Catherine Mermet." Growth moderate, suffers from wet. A good exhibition rose.

Henri Barriet (Mult. ramb.), Barbier & Cie. 1918:—Flower of deep yellow in the bud state and changing to coppery yellow and clear yellow when opening, with edged purple rose petals, passing to white tinted with lilac rose and veined carmine when fully open; of fair size, produced in large clusters. Growth vigorous, climbing. Pil. Perg. Ar.

Henri Buchet (H.T.), Soupert & Notting 1913:—Flower pure sulphur yellow, very large, of good form; long elongated buds. Growth vigorous; free flowering.

Henri Coupé (H.P.), Barbier & Cie. 1916:—Flower pure silvery salmon china rose, large and full; sweetly perfumed. Growth vigorous, hardy; free flowering.

Henrietta (H.T.), H. Merryweather & Sons 1915:—Flower fiery orange crimson, changing to salmon coral

red, shaded with orange at the base of the petals, long bud carried on long stalks. Growth erect. Cut.

Henriette de Beauveau (T.):—Flower bright yellow. Growth very vigorous, tender; south wall.

Henriette Perier (poly pom.), E. Turbat & Cie. 1916:—Flower brilliant rosy carmine, changing to clear rose, double, good form and substance, produced in large clusters; buds long and pointed. Growth dwarf, erect.

Henry Monk (H.P.):—Flower pale rose pink, immense size. Growth very vigorous.

Hermosa (C.), Marcheseau 1840:—Flower pale lilac rose, of medium size, full, globular, sweet-scented. Growth vigorous, hardy, continuous flowering. A. Bed. G. T.

Hermann Robinow (H.T.), P. Lambert 1918:—Flower salmon orange, shaded with salmon rose and deep yellow, large and full, sweetly scented; buds long, carried erect on long stiff stems. Growth dwarf, vigorous. Cut.

Her Majesty (H.P.), Bennett 1885: Flower clear satiny rose, with carmine lake reflexes towards the centre, very large and full, fragrant. Growth vigorous and robust, hardy. One of the largest Roses in existence. A. Cut. F. Exh. F.

H. E. Richardson (H.T.), Hugh Dickson 1913:—Flower deep rich crimson, large, beautifully formed, with high pointed centre, carried on strong and upright stems. Growth vigorous, upright; very free. Exh. G. Cut.

Herfstooi (H.T.), G. A. van Rossem 1919:—Flower fiery purple red. Growth robust; free flowering, hardy. G. Cut.

Herrin von Lieser (H.T.), P. Lambert 1907:—Flower creamy white, large, moderately full, very sweet. Growth vigorous. A. Cut. G.

Herzog Johann Albrecht (H.T.), O. Jacobs; introduced by J. Felberg-Leclerc 1913:—Flower coppery orange on a yellow ground, outer petals changing to clear salmon rose, large, full, of fine form, carried erect on long and rigid stems; fragrant. Growth vigorous, free, branching. Bed. Cut.

Herzog Viktor von Ratibor (H.T.), N. Welter 1916:—Flower delicate clear yellow, changing to orange yellow when fully open, large and full, of good form; delicately perfumed. Growth vigorous; free flowering. Bed. Cut.

Herzogin Maria Antoinette (H.T.), O. Jacobs 1910:—Flower pure orange and golden yellow, large,

full, sweetly scented, long bud opening well. Growth very vigorous, branching, floriferous. Cut. F. G.

Herzogin von Calabrien (H.T.), P. Lambert 1914:—Flower creamy white, with clear sulphur yellow centre, large, semi-double, sweetly scented; buds long and pointed. Growth vigorous, upright; free flowering. Exh. Cut.

H. F. Eilers (H.T.), P. Lambert 1914:—Flower carmine and reddish terra cotta, outside of petals clearer, very large and full; buds very long and pointed, borne singly on long stems. Growth vigorous, upright, free flowering, with dark green foliage. F. Cut.

Hiawatha (Wich), Walsh 1905:—Flower rich crimson with white eye, small, single, produced in large and long clusters. Growth very vigorous, climbing, late flowering; foliage deep glossy green. Ar. Perg. Pil. W.

Hilda Richardson (H.T.), Alex. Dickson & Sons 1913:—Flower rose lilac on milky white, with rose pink centre, elegant and dainty, fragrant. Growth vigorous.

Hilde Nicolai (H.T.), N. Welter 1915:—Flower sulphur yellow shaded golden yellow, large, full, sweet-scented; buds long and pointed, opening well. Growth vigorous; very floriferous.

Himalayica (Briar):—Flower white tinted blush. The most vigorous of all climbing roses. Ar. Perg.

Himmelsauge (Mult. ramb.), R. Geschwind 1894:—Flower dark velvety purple-red, large, fragrant. Growth vigorous, floriferous. Ar.

His Majesty (H.T.), S. M'Gredy & Son 1909:—Flower dark crimson shaded deep vermilion crimson towards the edges, full, of great size, high pointed centre, sweetly perfumed. Growth vigorous, semi-climbing. A. Cut. Exh. G.

Hispida (Lutescens) (Species):—Flower a fine early flowering kind, with large yellowish white flowers, resembling anemones.

Hofgärtner Kalb (C.), J. Felberg-Leclere 1913:—Flower bright carmine rose, with transparent yellow centre, outer petals deep carmine rose shaded bright red, large, full, fragrant. Growth vigorous, bushy, upright; blooming until late in autumn. Bed.

Holland Beauty (H.T.), H. A. Verschuren & Zonen 1918:—Flower yellow and orange pink, of fine shape in bud; handsome foliage.

Homère (T.), Robert & Moreau 1858:—Flower fleshy white, shaded

mauve rose, full, fragrant. Growth bushy, free. A.

Hon. Edith Gifford (T.), Guillot 1882:—Flower white, nearly every bloom coming good, fine shape, petal, centre, and size, free blooming. Growth moderate, fine foliage. Exh.

Hon. Ina Bingham (H.T.), Alex. Dickson & Sons 1915:—Flower pure pink, large petals, semi-double, great substance and depth. Growth vigorous, good foliage. A fine rose.

Honourable Mrs. R. C. Grosvenor (L.), B. R. Cant & Sons 1916:—Flower outer petals porcelain flesh, centre deep orange yellow, medium size, good substance, carried on stout stems, opening well. Growth excellent, branching. A. Bed.

Hoosier Beauty (H.T.), S. Dorner & Sons 1915:—Flower glowing crimson with darker shading, large, full, of good form, carried on erect stiff stems. Growth free; floriferous. Cut.

Horace Vernet (H.P.), Guillot 1866:—Flower crimson, shaded velvety purple, suffused purple garnet, very large, full, imbricated, with high centre; perfumed. Growth moderate. A. Cut. Exh. F. G.

Hortulanus Budde (H.T.), H. A. Verschuren & Zonen 1919:—Flower dark red with yellow centre, of medium size, produced in great profusion throughout the season.

Hortulanus Fiet (H.T.), M. Leenders & Co. 1919:—Flower salmon rose shaded lilac rose; buds long, apricot yellow with coppery orange and lilac edges. Growth medium, very floriferous. G. Bed.

Hortulanus Fiet (Pernet), H. A. Verschuren & Zonen 1919:—Flower golden yellow, large, and of fine form. Growth strong, upright; mildew proof.

Hortulanus Van Laren (H.T.), W. Lourens 1918:—Flower salmon and yellow, changing to salmon yellow and clear yellow when full expanded. Growth vigorous; floriferous.

H. P. Pinkerton (H.T.), Hugh Dickson 1918:—Flower brilliant scarlet, heavily flamed velvety crimson, long buds opening to large full flowers. Growth vigorous, very free flowering; mildew-proof foliage. Bed.

Hugh Dickson (H.P.), Hugh Dickson 1905:—Flower brilliant crimson shaded scarlet, large, full, very sweet. Growth vigorous, floriferous. A. Exh. F.

Hugh Watson (H.P.), Alex. Dickson & Sons 1904:—Flower crimson, tinged with carmine; medium size, excellent shape. Growth moderate. Exh.

Hugo Maweroff (Mult. ramb.):—Flower warm carmine, small, double, produced profusely in large trusses. Growth very vigorous. Ar. Pil. Perg.

Hugo Roller (T.), Wm. Paul & Son 1907:—Flower rich lemon yellow edged crimson, of medium size, good shape, very freely produced. Growth moderate. But.

Hugonis (Species):—Flower bright yellow, single, small, very free.

Huguette Despiney (Wich), G. Girin 1911:—Flower salmon orange-yellow passing to pale pink, full, sweetly scented, produced in trusses. Growth vigorous, climbing.

Humilis (Parviflora) (Species):—Flower an exceedingly pretty species of dwarf habit, covered in summer with rosy crimson flowers, which are succeeded by brilliantly coloured cherry-like hips, which are retained until spring.

Humilis x Rugosa (Species):—Flower a natural hybrid; it bears large paniculate heads of rich crimson flowers, quite three inches across in autumn; makes a grand hedge, nearly always in flower.

H. V. Machin (H.T.), Alex. Dickson & Sons 1914:—Flower intense, black-grained scarlet crimson, of gigantic size, full, of perfect form with high pointed centre, carried on rigid flower stalks; faintly tea perfumed. Growth sturdy and erect. Exh.

Ibis (S. Briar), Wm. Paul & Sons:—Flower soft deep rose, variable, double, free, foliage scented. Growth very vigorous. Bu. H.

Ida Münch (H.T.), Raiser: W. Beschnidt; distributors: Münch & Haufe 1919:—Flower golden yellow with deeper shading towards the centre, outer petals clear creamy yellow, fairly full, of fine form and good substance, carried on long, erect stalks; long elongated bud. Growth vigorous, free flowering, with deep green foliage. Cut.

Ideal (Mult. ramb.); distributors, D. Prior & Son:—Flower very dark scarlet, fine for forcing, free from mildew. Vigorous. Ar. Pil. Perg.

Imogen (H.T.), Wm. Paul & Son 1915:—Flower centre orange-yellow shading towards the outside to pale yellow and creamy white, of perfect shape; buds long and pointed. Growth strong and bushy. Exh. G.

Impératrice Eugénie (Moss), Guillot 1855:—Flower bright rose, medium size, full. Growth vigorous. G.

Ina Bingham (H.T.), Alex. Dickson & Sons 1905:—Flower pure rose, veined deeper, very large, semi-

double, long pointed bud, tea perfumed. Growth robust.

Indefectible (poly pom.), E. Turbat & Cie. 1918:—Flower bright coral red, semi-double, of long duration. Growth vigorous, with reddish green foliage. Pot.

Independance Day (Pernet), Bee's Ltd. 1919:—Flower of flame colour on petals of sunflower gold, overlying orange apricot, all of which tints are fused together in the mature bloom, the centre of which glows with warmth and intensity; sweetly scented. Growth vigorous and free; of wonderful flowering capacity, every shoot bears a large number of fine blooms and buds; foliage glossy, dark green; mildew proof. G.

Indica (Miss Lowe's Var.) (C.):—Flower crimson, single, free flowering, the original china rose. Growth vigorous.

Innocente Pirola (T.), Ducher 1878:—Flower ivory-white, good foliage. Growth very vigorous; good as bush or standard. Exh. Cut.

Institutur Moulin (C.):—Flower deep crimson, with darker shading, long pointed buds. Vigorous.

Instituteur Sirdey (H.T.), Jos. Pernet-Ducher 1905:—Flower deep golden yellow, large, very full, imbricated. Growth vigorous. Cut. F.

Iona Herdman (H.T.), S. M'Gredy & Son 1914:—Flower pure clear orange flame, of beautiful shape and form; sweetly scented. Growth vigorous; free flowering. Bed.

Irene (H.T.), Wm. Paul & Son:—Flower silvery white, sometimes tinged with pink. Growth vigorous. Bed.

Irene Bonnet (H.T.), Clément Nabonnand 1920:—Flower: Outside of petals rosy pink, inside salmon pale lilac rose, full, sweetly scented. Growth exceedingly vigorous, climbing. Pil.

Irene Thompson (H.T.), S. M'Gredy & Son 1921:—Flower deep orange yellow, large and globular, free flowering; mildew proof, scented. Vigorous.

Irene Watts (C.), Guillot 1896:—Flower delicate rose to pale pink, long pointed buds, free flowering. Growth moderate.

Irish Afterglow (H.T.), Alex. Dickson & Sons 1917:—Flower tangerine passing to pink, single. Growth vigorous. Bed.

Irish Beauty (H.T.), Alex. Dickson & Sons 1900:—Flower pure white with golden stamens, single, large, fragrant. Vigorous.

Irish Brightness (Single), Alex. Dickson & Sons 1903:—Flower crimson with pink base, single. Growth vigorous.

Irish Elegance (H.T.), Alex. Dickson & Sons 1905:—Flower orange scarlet to shades of apricot, single. Vigorous. Bed. Bu. G.

Irish Fireflame (H.T.), Alex. Dickson & Sons 1913:—Flower deep maddery orange, splashed with crimson, single. Vigorous. Bed. G.

Irish Glory (H.T.), Alex. Dickson & Sons 1900:—Flower rosy crimson, single, back of petals flamed with crimson, fragrant. Vigorous.

Irish Harmony (H.T.), Alex. Dickson & Sons 1904:—Flower saffron yellow to white, single. Vigorous.

Irish Modesty (H.T.), Alex. Dickson & Sons 1900:—Flower coral pink with ecru base, single. Growth vigorous.

Irish Pride (Single):—Flower ecru and old rose. Growth vigorous, dwarf.

Isobel (Pernet), S. McGredy & Son 1916:—Flower carmine flushed orange scarlet, single, flowered. Growth vigorous. Bed. G.

Isabelle Comel-Pujos (T.), Ketten Bros. 1901:—Flower lake, shaded pale pink, very large, full and sweet. Growth vigorous, very free.

J. B. Clark (H.T.), Hugh Dickson 1905:—Flower deep scarlet shaded blackish-crimson, very large and full, elongated bud, high centred, fragrant. Growth vigorous, erect, floriferous. Exh. T.

Jacques Hackenberg (H.T.), M. Leenders & Co. 1917:—Flower silvery and lilac rose with carmine, changing to flesh pink with lilac shadings, large, of fine form, fragrant. Growth vigorous, branching; free flowering. Bed. Cut.

Jacques Porcher (H.T.), P. Guillot 1914:—Flower white shaded carmine on saffron centre, passing to yellow with deeper yellow centre, large, full. Growth vigorous; very free. Cut.

Jacques Vincent (H.T.):—Flower yellowish coral-red, large. Growth vigorous.

James Ferguson (H.T.):—Flower silvery pink, large, bold, and excellent form, petals of great depth and substance, very free. Growth vigorous.

James Coey (H.T.), Alex. Dickson & Sons 1909:—Flower deep golden yellow, edged white. Growth vigorous.

Jan Steen (H.T.), Distributors, D. Prior & Son, Ltd. 1922:—Flower bril-

liant scarlet red, large, well formed. Growth vigorous. G.

Janet (H.T.), Alex. Dickson & Sons 1915:—Flower golden ochre on very delicate pearly champagne-biscuit fawn, with large imbricated globular-cupped formation, carried on long rigid flower-stalks; sweetly perfumed. Growth erect, leathery waxy foliage; exceptionally floriferous.

Janet's Pride (S. Briar), Paul & Son 1892:—Flower white, shaded and tipped crimson, semi-single; early summer flowering. Growth very vigorous. Bu. H.

Jaune bicolore (Austrian Briar), Austria:—Flower nasturtium yellow, with carmine centre, of medium size, single. Growth vigorous. (Type.) Bed. G.

Jean Bach Sisley (C.):—Flower rose-tinted. Growth vigorous.

Jean Cherpin (H.P.):—Flower velvety red. Growth vigorous.

Jean-C.-N. Forestier (Pernet), Jos. Pernet-Ducher 1919:—Flower carmine lake, slightly tinted with Chinese orange and yellow, very large, full, globular, sweetly scented; buds Lincoln red. Growth vigorous, foliage bronze-green and reddish; free flowering.

Jean Ducher (T.), Veuve Ducher 1874:—Flower salmon golden yellow, centre shaded peach rose, large, very full, sweet. Growth vigorous, floriferous.

Jean Girin (Wich), Girin 1910:—Flower pink, double, in clusters. Growth very vigorous. Ar. Pil. Perg.

Jean Guichard (Wich ramb.), Barbier 1905:—Flower coppery carmine to salmon rose. Growth very vigorous; weeping standard. Pil. Ar. Perg.

Jean Lelièvre (H.P.), Oger 1879:—Flower deep red, shaded purple, very large, full, fragrant. Growth vigorous, free. A. Cut. Exh.

Jean Liabaud (H.P.), Liabaud 1875:—Flower deep velvety crimson, large, full, imbricated, fragrant. Growth vigorous. A. Cut. G.

Jean Noté (H.T.), Jos. Pernet-Ducher 1908:—Flower chrome yellow, changing to creamy yellow, large and full, globular. Growth vigorous, floriferous.

Jean Pernet (T.), Pernet 1867:—Flower bright yellow passing to clear yellow, large, full, very sweet. Growth vigorous. A. But. Cut. Exh.

Jean Rameau (B.), Raiser: Darclanne; distributors: E. Turbat & Cie. 1918:—Flower: reverse of petals deep rose pink, inside of petals mother of pearl rose, double, good substance. Cut. G.

Jean Soupert (H.P.), Lacharme 1875:—Flower dark velvety purple, large, full, imbricated, fragrant. Growth vigorous. A. Cut. Exh.

Jeanie Deans (S. Briar), Lord Penzance, Keynes Williams & Co. 1895:—Flower rosy crimson, early. Growth very vigorous. G. Bu. H.

Jeanne Cuvier (T.), Nabonnand 1887:—Flower hydrangea pink, large, very full, opening well, fragrant. Growth vigorous, free.

Jeanne d'Arc (poly pom.), Levavasseur & fils 1909:—Flower pure milky white, medium, double, fragrant. Growth dwarf, blooming continuously. E. F. P.

Jeanne Excoffier (Pernet), E. Bua-tois 1921:—Flower aurora pink, inside of petals buff coloured, large, nearly full; bud elongated. Growth vigorous, branching.

Jeanne Philippe (T.), Godard 1898:—Flower nankeen yellow, petals bordered light carmine, large, full. Growth vigorous, floriferous. A. Cut. T.

Jeannie Dickson (H.P.), Alex. Dickson & Sons 1890:—Flower rosy pink edged silvery pink, good shape, very fragrant. Growth vigorous.

Jenny Gillemot (H.T.), Jos. Pernet-Ducher 1905:—Flower clear saffron yellow, large, moderately full. Growth vigorous. A. Cut. F. G. T.

Jeanny Soupert (poly pom.), Soupert & Notting 1912:—Flower delicate carnationed white, small, produced in large compact clusters. Growth very free flowering.

Jersey Beauty (Wich ramb.), Manda 1899:—Flower chrome yellow to cream, single, small trusses, early, evergreen. Growth vigorous. G. Pil. Ar. Perg. H. S.

Jersey Queen (H.T.), Jersey Nurseries 1920:—Flower orange flame, edged carmine rose, lemon chrome base and reflex, free. Growth vigorous.

Jessica (Wich):—Flower creamy white, pink centre. Growth very vigorous. Ar. Pil. Perg.

Jessie (poly pom.), H. Merryweather & Sons 1909:—Flower of bright cherry crimson colour, which does not fade or develop purple tints, disposed in large clusters. Growth freely branching, constantly in bloom; foliage bright glossy green, vigorous. Bed. Pot.

J. G. Glassford (H.T.), Hugh Dickson 1921:—Flower bright scarlet crimson, with broad and stout petals, fragrant. Growth vigorous. Exh.

Joan (H.T.), Rev. Pemberton 1919:—Flower coppery peach pink, semi-single, small, in clusters. Growth moderate.

Joanna Bridge (H.T.), E. J. Hicks 1916:—Flower pale straw yellow, shaded orange, semi-single. Growth vigorous. G. Bed.

Johanna Hogervorst (H.T.), Jos. Timmermans 1916:—Flower creamy white suffused lilac rose, with yellow and pink centre, large, full. Growth vigorous; very free. Cut. G.

Johanna Sebus (H.T.), Dr. Müller 1899:—Flower bright rosy scarlet, base of petals gamboge yellow, large, full, of cupped form, very sweet. Growth vigorous, semi-climbing, very free flowering. Pil.

Joh. M. Jolles (H.T.), G. A. van Rossem 1916:—Flower apricot rose and yellow, large, full and of fine form.

John Cook (H.T.), Dr. G. Krüger 1917:—A seedling from "La France," very similar in colour and habit. Cut. Exh. Bed. G.

John Cuff (H.T.), Alex. Dickson & Sons 1908:—Flower bright carmine, large, full, well-shaped. Growth vigorous. Exh.

John Davison (H.T.), S. M'Gredy & Son 1919:—Flower deep rich crimson, shaded velvety crimson, retaining its colour, large, full, perfect in shape, sweetly scented. Growth of true hybrid tea character. Exh. Bed. Cut.

John Hopper (H.P.), Ward 1862:—Flower deep rose Neyron red, changing to purple carmine, large, full, fragrant. Growth very vigorous, erect, floriferous, hardy. A. C.

John Ruskin (H.T.), Alex. Dickson & Sons 1902:—Flower bright rosy carmine, very large, full, free. Growth vigorous.

Jonkheer J. L. Mock (H.T.), M. Leenders & Co. 1909:—Flower deep rose pink, inside of petals clear silvery pink, very large, full, sweetly scented, with fine long bud. Growth vigorous, very free flowering. Cut. Bed. Exh. F.

Jonkheer Mr. G. Ruys de Beerenbrouck (H.T.), Jos. Timmermans 1919:—Flower pure orange yellow, changing to clear yellow, large and full. Growth vigorous.

Joseph Bernacchi (N.):—Flower pale yellow, long buds. Growth moderate.

Joseph Billard (Wich ramb.), Barbier 1905:—Flower crimson, with rich yellow to cream centre, single, early. Growth vigorous. G. Pil.

Joseph Baud (Pernet), F. Gillot 1919:—Flower golden and orange yellow, very large, full, and sweetly perfumed; elongated bud of orange yellow and carmine. Growth vigorous, branching; free flowering.

Joseph Hill (H.T.), Jos. Pernet-Ducher 1903:—Flower salmon pink

shaded with yellow and ochre, outside of petals coppery pink, large, full, fine in bud and open flower, highly perfumed. Growth vigorous, free flowering. A. Cut. Exh. F. G. P. T.

Joseph Lamy (Wich ramb.), Barbier 1906:—Flower white edged mauve; summer flowering, thin of foliage. Growth vigorous. Ar. Pil. Perg.

Joseph Liger (Wich), F. Cant 1914:—Flower canary yellow to creamy white; edged clear pink, free. Growth very vigorous. Ar. Pil. Perg.

Joseph Lowe (H.T.), Lowe & Sawyer 1907:—Flower carmine rose shaded salmon pink, an improved "Mme. Abel Chatenay"; free flowering. Growth vigorous.

Joseph Paquet (T.), Ketten Bros. 1905:—Flower bright carmine rose on a succinum yellow ground, large, full, sweet. Growth vigorous, floriferous. A. G. T.

Josephine (H.T.), Wm. Paul & Son 1914:—Flower rosy flesh, base of petals salmon-yellow, large and full, of fine shape. Growth vigorous. Exh.

Josephine Nicholson (H.T.), Prince 1915:—Flower clear old-rose. Growth vigorous; most perpetual and free flowering. Bed. Cut.

Joséphine Viollet (N.), Et. Levat 1890:—Flower succinum yellow, shaded apricot and nankeen, outer petals rosy white, large and full, opening well, very sweet. Growth vigorous.

Juan Pich (H.T.), M. Leenders & Co. 1918:—Flower claret and purple red, large, full. Growth vigorous.

Juan Quevedo (H.T.), M. Leenders & Co. 1920:—Flower creamy yellow, of medium size, sweetly scented. Growth vigorous and compact; free flowering. G. Cut.

Jubilée (H.P.):—Flower a rich, deep maroon, blooms not unlike "Prince Camille de Rohan." Growth moderate.

Jules Finger (T.):—Flower rose shaded with salmon, changing to deep rose; large, full, finely formed, very free. Vigorous.

Jules Levacher (Wich), Barbier 1908:—Flower pale silver pink, small, double, freely produced. Growth very vigorous. Pil. Perg.

Jules Margottin (H.P.):—Flower cherry-red, very fine. Growth vigorous. G.

Jules Tarbat (Pernet), Barbier & Ciq. 1920:—Flower silvery salmon rose, centre coppery coral red, large, full; long bud of salmon china rose colour. Growth vigorous.

Jules Toussaint (H.T.), Bonnaire

1899:—Flower brown on a lemon yellow ground, large, full, opening well. Growth vigorous. A.

Julia Mannerling (S. Briar), Lord Penzance, Keynes, Williams & Co. 1895:—Flower pearly pink, early. Growth vigorous. G. Bu. H.

Julia Bartet (Pernet), A. Schwartz 1920:—Flower deep canary yellow tinted nankeen, passing to pale straw yellow, as the blooms open, the petals are also tinted with carmine; buds golden yellow tinted with coppery red, large and full, opening well. Growth vigorous.

Juliet (Pernet), Wm. Paul & Son 1910:—Flower outside of petals old gold, interior rich rosy red changing to deep rose as the flower expands, large and full, of delicious fragrance. Growth vigorous and upright; very distinct, good in summer and autumn.

Julius Finger (Pernet), Lacharme 1879:—Flower pure white with rosy centre, large, full, sweet-scented. Growth vigorous, floriferous. Cut.

Justizrat Dr. Hessert (H.T.), P. Lambert 1919:—Flower of salmon brick shade, outer petals yellow pink, large and full, buds long and pointed, carried on long stalks. Growth possessing dwarf polyantha character, vigorous, erect, perpetual flowering; foliage deep glossy green. Bed. Cut.

Juwel (H.T.), Hinner 1911:—Flower lemon white, large. Growth vigorous.

Kaiser Franz Joseph (Pernet), P. Lambert & Reiter 1891:—Flower yellow, very fragrant. Growth similar to "Lyon-Rose"; free flowering.

Kaiserin Augusta Victoria (H.T.), Lambert & Reiter 1891:—Flower outer petals creamy white, centre petals Naples yellow, large, very full, of perfect form and substance. Growth vigorous, free flowering. Exh. Cut.

Kaiserin Friedrich (H.T.):—Flower cream shaded pink. Growth vigorous; a sport from "Gloire de Dijon."

Kalmia (Wich):—Flower pink with white centre; single. Growth very vigorous. Ar. Pil. Perg.

Kanarie (Pernet), H. A. Verschuren & Zonen 1919:—Flower clear deep yellow, rather small, but double. Growth upright.

Kapitan v. Müller (H.T.), P. Lambert 1915:—Flower carmine red passing to dark red towards the centre, large, full, of fine regular

form, strongly perfumed. Growth erect, very free. Cut.

Kata Moulton (H.T.), J. Monson 1906:—Flower rosy pink shaded rosy salmon, large, full, long bud, opening well, carried on long stems. Growth vigorous, free. A. Cut. F.

Katharine Zeimet (poly pom.), P. Lambert 1901:—Flower yellowish white, changing to pure white, small, very double, imbricated, fragrant, produced in large clusters. Growth vigorous, free, erect. E. G. P.

Kathleen (Mult. ramb.), Wm. Paul & Son:—Flower soft carmine rose with white eye, very free, lasts well. Growth vigorous. Ar. Pil. Perg.

Kathleen Harrop (B.), Alex. Dickson & Sons 1919:—Flower soft pale shell pink, large, semi-double; a very distinct and beautiful sport from "Zéphirine Drouhin," possessing its delightful fragrance.

Ketten Frères (T.), Nabonnand 1882:—Flower clear canary yellow, with salmon centre, very large, very full, imbricated, very fragrant. Growth vigorous, semi-climbing, floriferous. A. Pil.

Kew Beauty (H.T.):—Flower crimson, very free flowering. Growth branching.

Kew Rambler, Easlea 1920:—Flower apple-blossom colour, single, in persistent clusters.

King Edward VII. (poly pom.):—Flower clear delicate pink. Growth vigorous. Bed. E.

King George V. (H.T.), Hugh Dickson 1912:—Flower rich purplish crimson, with deep velvety violet flush, large, full. Growth vigorous.

Killarney (H.T.), Alex. Dickson & Sons 1898:—Flower flesh shaded white, suffused pale pink, large, semi-double, long bud opening well. Growth vigorous, free flowering. A. Cut. F. G. P. T.

Killarney Brilliant (H.T.), Alex. Dickson & Sons 1914:—A deep rich almost red sport from the well-known "Killarney"; the flowers are larger and the petals more stout and abundant; tea-rose perfumed. G. Bed.

King of Siam (H.T.), P. Bräuer; introduced by Ph. Geduldig 1912:—Flower bright red, of fine form and of exquisite fragrance, carried on long and stiff stems. Growth very vigorous, hardy, very free and perpetual flowering. Fine for cutting and forcing.

Kleimer, Alfred (poly pom.):—Flower bronze yellow mixed with red, rich and striking. Growth dwarf. Bed. E.

Klondyke (Wich), G. Paul 1911:—

Flower yellow to primrose yellow, large bunches. Growth very vigorous. Ar. Pil. Perg.

K. of K. (H.T.), Alex. Dickson & Sons 1917:—Flower of intense scarlet colour, its huge petals are velvet sheened solid scarlet throughout, semi-single, the blooms are produced in great profusion throughout the season, and are deliciously perfumed. Named as a tribute of respect to and admiration for a great British soldier.

Königin (Mult. ramb.):—Flower pink, very free. Growth very vigorous. Ar. Perg.

Königin Carola (H.T.), Türkei 1903:—Flower satiny rose, extra large, full, produced singly. Growth robust, very free. A. Exh. G.

Königin Maria Therese (H.T.), P. Lambert 1915:—Flower bright carmine red, very large, full, highly perfumed; long bud opening well. Growth erect. Bed. Cut.

Königin Viktoria von Schweden (H.T.), Raiser: Fr. Ries; distributor: V. Teschendorff 1919:—Flower clear saffron yellow, changing to soft salmon rose when fully open, large, very full, with high centre, border of petals recurved; of fine growth, few thorns and deep glossy green foliage, mildew proof; very floriferous. Bed. Cut.

Königin von Dänemark (Prov.), Booth Bros. 1898:—Flower delicate flesh rose with darker centre, medium size, full. Growth vigorous.

Koningin Emma (H.T.), H. A. Verschuren & Zonen 1904:—Flower fleshy white, with rosy centre, very large, full. Growth robust, floriferous. Exh.

Koningin Wilhelmina (H.T.), H. A. Verschuren & Zonen 1904:—Flower rosy pink with bright rosy scarlet reflexes, large, full. Growth vigorous, branching, floriferous. A. Cut. G.

Kootenay (H.T.), Alex. Dickson & Sons 1917:—Flower of beautiful primrose colour, of large size, globular form and good substance, produced in great profusion. Growth erect and vigorous. Pot. Exh. Cut.

Koster's Orleans (poly pom.), Koster 1920:—Flower crimson scarlet, semi-double, large clusters. Growth dwarf. Bed. E.

L'avenir (H.T.), H. A. Verschuren & Zonen 1918:—Flower of beautiful yellow-brown colour and good holding.

La Champagne (H.T.), Barbier & Cie. 1919:—Flower bright chamois

with apricot centre, outer petals peach-blossom, base of petals orange yellow, large; long bud. Growth vigorous, free flowering. Cut.

Lady Alice Stanley (H.T.), S. M'Gredy & Son 1908:—Flower silvery pink, with rose reverse. Growth vigorous.

Lady Anderson (H.T.), Dr. J. Campbell Hall 1920:—Flower deep coral pink suffused with flesh and yellow shadings, large, deep, globular, highly pointed centre, with smooth circular petals of great substance; tea perfumed. Growth robust, erect and free branching, with deep green foliage. Exh. Bed. Pot.

Lady Ashtown (H.T.), Alex. Dickson & Sons 1904:—Flower pure deep pink, free flowering. Growth vigorous. Bed. Exh. G.

Lady Barham (H.T.), Alex. Dickson & Sons 1911:—Flower deep flesh coral pink, large, globular. Growth vigorous. Exh.

Lady Battersea (H.T.), G. Paul & Son 1901:—Flower bright rosy-crimson tinted with orange, changing to rose as the flowers expand, medium to large, full, long bud, sweet. Growth vigorous. A. Cut. T.

Lady Beatty (H.T.), Chaplin 1919:—Flower soft pink on creamy white with orange coral buds, sweetly scented. Growth vigorous.

Lady Blanche (Wich), Alex. Dickson & Sons 1911:—Flower hill snow white, large clusters, foliage glossy green. Growth vigorous. Ar. Perg.

Lady Bowater (H.T.), Easlea 1915:—Flower creamy white shaded apricot, large, double, freely produced. Growth vigorous.

Lady Sarah Wilson:—A seedling rose colour, summer and late autumn; immense trusses. Growth very vigorous. W. Ar.

Lady Curzon (D.), Turner 1902:—Flower delicate pale pink, single. A good hybrid damask; early summer flowering. Growth vigorous. Bu. Pil. H.

Lady de Bathe (H.T.), B. R. Cant & Sons 1911:—Flower creamy white, with peach shading in the centre of the blooms; large, full, and well formed, carried on upright stems. Exh.

Lady Dixon (H.T.), Alex. Dickson & Sons 1919:—Flower rich apricot, flushed salmon pink, large, full, globular, with large smooth shell-shaped petals of great substance; fragrant. Growth vigorous and branching; blooming profusely. Exh. Bed. Pot.

Lady Downe (H.T.), Wm. Paul & Son 1911:—Flower buff, shaded in the centre when opening with deep yellow, changing when fully open

to a pale shade of yellow, large, produced on long upright stalks. Growth vigorous. Cut. F.

Lady Dunleath (H.T.), Alex. Dickson & Sons 1913:—Flower deep, ivory-creamy white, egg-yolk yellow zoned petals, beautifully formed, delicately perfumed, carried on long and rigid flower stalks. Growth vigorous, free, continuous blooming.

Lady Faire (H.T.), Alex. Dickson & Sons 1919:—Flower salmon edged with flesh pink.

Lady Gay (Wich), Walsh 1903:—Flower cherry pink, fading to soft white, small, fairly full. Growth vigorous, climbing, hardy. Ar. B. Perg. Pil.

Lady Godiva (Wich), G. Paul & Son 1907:—Flower soft pale flesh pink. Growth like "Dorothy Perkins." Ar. Perg. Pil.

Lady Greenall (H.T.), Alex. Dickson & Sons 1911:—Flower intense saffron orange, heavily zoned on deep creamy white, reverse of petals flushed coppery pink, large, full, with high pointed centre. Growth robust and free.

Lady Gwendoline Colvin (T.), Chaplin 1916:—Flower apricot salmon shaded with chrome yellow and carmine; a climbing "Lady Pirrie"; buds long and pointed, early. Growth very vigorous. Pil. Perg.

Lady Hamilton (Scotch Rose):—Flower buff white shaded with rose, well expanded, with semi-double flowers, are rosy blush with the base of petals tinged with yellow. Dwarf habit. Bed. Dwarf Hedge.

Lady Helen Stewart (H.P.):—Flower bright crimson scarlet, petals smooth, of great substance, sweetly scented. Growth vigorous.

Lady Helen Vincent (H.T.), Alex. Dickson & Sons 1907:—Flower shell pink, reflexed with blush. Growth vigorous.

Lady Hillingdon (T.), Lowe & Shawyer 1910:—Flower deep apricot-yellow, medium size, long pointed bud. Growth vigorous, free. Distinct. Cut. F. Exh.

Lady Mary Corry (T.):—Flower deep golden yellow, good form. Growth vigorous.

Lady Mary Fitzwilliam (H.T.):—Flower delicate flesh colour, large, full, globular. Growth robust.

Lady Mary Ward (H.T.), S. M'Gredy & Son 1913:—Flower rich orange, shaded deeper apricot orange, with a metallic veneering, sweetly perfumed. Growth vigorous; free flowering. R.

Lady Maureen Stewart (H.T.), Alex. Dickson & Sons 1920:—A globular slightly imbricated cupped bloom with velvety black scarlet cerise

shell-shaped petals, reflex solid pure orangey maroon without veining, with heavy musk rose odour. Growth erect, foliage wax and leathery; very floriferous.

Lady Mond (H.T.), Wm. Paul & Son 1920:—Flower deep cream, outer petals shaded with rose; long handsome buds, which open to blooms of unusual size and substance. Growth vigorous. Exh. Cut.

Lady Moyra Beauclerc (H.T.), Alex. Dickson & Sons 1901:—Flower bright madder rose with silvery reflexes, very large, full, massive, perfectly formed. Growth vigorous.

Lady Penzance (S. Briar), Lord Penzance, Keynes, Williams & Co. 1894:—Flower coppery yellow, single, early. Growth vigorous, distinct. Bu. G. H.

Lady Pirria (H.T.), Hugh Dickson 1910:—Flower outside of petals deep coppery reddish salmon, inside apricot yellow, flushed fawn and copper, large, fairly full, of perfect form. Growth vigorous, floriferous.

Lady Plymouth (T.), Alex. Dickson & Sons 1914:—Flower delicate deep ivory cream, faintly flushed, large, full, and of spiral form, tea perfumed. Growth very vigorous and erect; very free and continuous flowering. Exh. Pot.

Lady Quartus Ewart (H.T.), Hugh Dickson 1905:—Flower pure white, large, full. Growth vigorous, floriferous. A. Cut. G.

Lady Reay (H.T.):—Flower deep rich pink, shading to pearly white. Growth vigorous.

Lady Roberts (T.), Frank Cant & Co. 1902:—Flower apricot, shaded orange, large, full. Growth vigorous, very free flowering. A. Cut. G. T.

Lady Rosamore (H.T.), Dr. J. Campbell Hall 1906:—Flower reddish crimson, with claret shading, medium to large, full. Growth vigorous, free.

Lady S. Wilson (D.), Turner:—Flower creamy blush, semi-double. A seedling from "R. Macrantha."

Lady Ursula (H.T.), Alex. Dickson & Sons 1908:—Flower flesh pink, scented, free flowering. Growth vigorous, erect.

Lady Violet Henderson (poly pom.):—Flower white tinted with yellow at opening, very free. Growth dwarf, vigorous. Bed. E.

Lady Waterlow (H.T.), Nabonnand 1903:—Flower pale salmon blush edged with carmine, semi-double. Growth vigorous. Bu. Pil. G. W.

Lady Wenlock (H.T.), P. Bernaix 1904:—Flower carmine rose shaded

china rose, base of petals Indian yellow, large, full. Growth vigorous, free.

Lady White (D.), Turner:—Flower white tinted with pink, petals large and smooth, very free flowering, semi-double. Growth vigorous. A seedling from "R. Macrantha."

Ladybird (H.T.), Hobbies Ltd. 1913:—Flower ground colour yellow, with distinct vein markings of orange, fine form. Growth vigorous.

Lævigata (Species):—Flower white, single, very large, shining evergreen foliage. Growth vigorous; requires a wall.

La France (H.T.), Guillot 1867:—Flower pale pink, silvery reflex, large, full, globular, fine form, high centred, very highly perfumed. Growth vigorous, free blooming. A. Bed. Cut. E. Exh. F. G.

La France de 1789 (H.T.), Moreau 1889:—Flower brilliant rosy red, occasionally striped white, large, full, elongated bud, fragrant. Growth very vigorous, free flowering. A. Bed. Cut.

La France Victorieuse (H.T.), Raiser: J. Gravereaux; distributor: P. Guillot 1919:—Flower silvery carmine pink tinted yellow towards the centre, very large, full, well-formed, perfumed; elongated bud carried on rigid stems.

La Hollande (H.T.), H. A. Verschuren & Zonen 1910:—Flower pure white with rosy yellow centre, large and double. Growth vigorous. Cut.

La Joconde (Pernet), J. Croibier & Fils 1920:—Flower pure golden yellow, with glazed yellow centre, large and full, imbricated form, carried on rigid stalks. Growth vigorous. Cut.

Lamarque (N.), Marechal 1830:—Flower sulphur yellow, very large, full, clusters. Growth vigorous. Pil.

Lamia (H.T.), Walter Easlea 1918:—Flower intense reddish orange, medium size and charming form in the bud, and beautiful colouring when expanded. Growth vigorous. Bed. Cut.

La Mexaque (Wich):—Flower pale silvery pink, large, full, free flowering. Growth very vigorous. Ar. Pil. Perg.

La Neige (Moss), Moranville 1805:—Flower pure white, of medium size, full. Growth vigorous, floriferous.

Laneii (Moss), Laffay 1854:—Flower rosy crimson tinted purple, large, full. Growth vigorous. Bu.

La Noblesse (Prov.), Soupert & Notting 1856:—Flower light rose with bright carmine centre, large and full. Growth vigorous.

La Perle (Wich):—Flower creamy

- white, full, double. Growth very vigorous. Ar. Pil. Perg.
- La Reine** (H.P.), Laffay 1842:—Flower lilac rose changing to violet rose, large, full, and sweet. Growth vigorous. G.
- La Rose de Madame Raymond Poincaré** (H.T.), Raiser: J. Gravereaux; distributors: Kieffer & fils 1919:—Flower bright Persian yellow centre, tinted clear yellow, outer petals salmon, slightly shaded pink, large, full, of cupped form. Growth vigorous, branching; free and continuous flowering. Bed. Cut. F.
- La Rosée** (poly pom.), E. Turbat & Cie. 1920:—Flower sulphury yellow passing to pure white, deepening to soft rose when fully expanded; buds sulphur yellow, produced in corymbs. Growth vigorous, erect.
- La Rosière** (H.P.):—Flower deep blackish crimson, small, free flowering. Growth moderate.
- La Somme** (Pernet), Barbier & Cie. 1919:—Flower deep coral red with coppery reflexes, changing to bright salmon, of "Caroline Testout" form. Growth vigorous and floriferous, with deep glossy green foliage.
- La Tosca** (H.T.), Veuve Schwartz 1900:—Flower pale silvery pink, tinted with rosy white and yellow, large, full, opening well. Growth very vigorous, flowering continuously. A. Bed. Cut. G. T.
- Laure de Broglie** (C.):—Flower rosy white tinted with bright flesh, produced in large corymbs. Growth bushy.
- Laurence Allen** (H.P.), Cooling 1896:—Flower clear rose, tinted rosy white, large, full. Growth vigorous, erect, floriferous.
- Laurent Carle** (H.T.), Jos. Pernet-Ducher 1907:—Flower brilliant crimson carmine, large, full, long bud opening well, borne singly on long stems, sweet-scented. Growth vigorous, free flowering, erect. A. Bed. Cut. F. Exh. G. T.
- Laurette Messimy** (C.), Guillot & fils 1887:—Flower rosy pink, shaded golden yellow at base of petals, large, semi-double, fragrant. Growth vigorous, floriferous. A. E. G.
- La Vendômolse** (H.T.), E. Moullère 1906:—Flower bright china rose, large, full, fragrant. Growth vigorous, floriferous. A. Cut. G.
- La Ville de Bruxelles** (D.), Rivers 1843:—Flower vivid rose edged blush, large, full. Growth vigorous.
- Le Cid** (Rug.):—Flower dazzling crimson, large. Growth vigorous. Bu. H.
- Leda or Painted** (D.):—Flower
- blush, edged with lake, full. Growth robust.
- Les Gloriettes** (poly pom.):—Flower blush carmine, shaded with yellow. Growth dwarf. Bed.
- Leslie Holland** (H.T.), Hugh Dickson 1911:—Flower deep scarlet crimson, shaded velvety crimson, sweetly scented. Growth vigorous. Exh.
- Le Loiret** (poly pom.), E. Turbat & Cie. 1920:—Flower brilliant rose with fire red shading, changing to soft salmon rose. Growth vigorous, branching; foliage deep glossy green.
- Lemesie** (C.):—See Le Vesuve.
- Lemon Pillar** (Paul's) (H.N.), G. Paul 1915:—Flower sulphur yellow. Growth very vigorous. Pil.
- Lemon Queen** (H.T.), Hobbies 1912:—Flower lemon white, fragrant. Growth vigorous. Exh.
- Lena Schmidt Michel** (T.):—Flower bright lake rose, semi-double. Growth vigorous.
- Léonie Lamesch** (poly pom.), P. Lambert 1899:—Flower bright coppery red, shaded with deep red and golden yellow, small to medium, double, very sweet. Growth moderate, erect.
- Leonora** (H.T.), Wm. Paul & Son 1921:—Flower brilliant velvety crimson shaded fiery red, large, full, globular. Growth vigorous. Exh. G.
- Leontine Gervais** (Wich ramb.), Barbier 1906:—Flower salmon rose, tinted yellow, very fragrant, early. Vigorous climber. Ar. Pil. Perg.
- Leopoldine d'Orleans** (Evergreen rose):—Flower white tipped with red, small, double. Growth very vigorous. Ar. Perg.
- Le Progrès** (H.T.), Jos. Pernet-Ducher 1903:—Flower nankeen yellow, large, full, opening well, fragrant. Growth vigorous, branching, very free flowering. A. Bed. Cut. E. F. G. T.
- Le Soleil** (T.), Dubruel 1891:—Flower rich glossy yellow, large, very full. Growth vigorous, semi-climbing. A.
- Les Rosati** (Pernet), J. Gravereaux 1906:—Flower brilliant cochineal carmine, reverse of petals rosy white, base of petals sulphur yellow, of medium size, full, imbricated, scented. Growth vigorous, erect, hardy, floriferous. H. G.
- Leuchtfeuer** (C.), H. Kiese & Co. 1908:—Flower bright red, large, full, sweetly scented. Growth vigorous, free. A. Bed. E. P. T.
- Leuchstern** (Mult. ramb.), J. C. Schmidt 1899:—Flower bright rose, with white eye, small, single, produced in corymbs. Growth vigorous,

climbing, floriferous. Ar. Perg. Pil. W.

Leutnant Ozren Leovics (H.T.), Ketten Bros. 1908:—Flower salmon fleshy white, reverse of petals slightly coppery, large, moderately full, sweet-scented. Growth vigorous, erect, free flowering. A. F. T.

Le Vesuve (C.), Guillot 1904:—Flower bright red to pink, large, full. Growth vigorous; one of the most beautiful of the chinases.

Lia (H.T.), Ketten Bros. 1909:—Flower clear rosy scarlet, reverse of petals crimson pink, passing to rosy scarlet, base of petals Indian yellow, medium to large size, full. Growth vigorous, branching, very free. Bed. Cut. G.

Liberty (H.T.), Alex. Dickson & Sons 1900:—Flower brilliant velvety crimson, medium, fairly full, long bud opening well. Growth vigorous, erect, free flowering. A. Bed. Cut. F. G. T.

L'ideal (N.), Nabonnand 1887:—Flower geranium lake, changing to turkey red, base Indian yellow, large, semi-double, very sweet. Growth vigorous, floriferous. A. Exh.

Lieutenant Chauré (H.T.), Jos. Pernet-Ducher 1910:—Flower crimson-red, shaded with garnet, large, fairly full, possessing petals of great depth and cupped form, fine long bud. Growth vigorous, upright branching. Bed. Cut.

Lilla Rautenstrauch (H.T.), P. Lambert 1903:—Flower reddish orange, outside of petals shaded flesh pink, edges of petals creamy white, large, full, fragrant. Growth vigorous, floriferous. A. Cut. Exh. G.

Lillian Moore (H.T.), Hugh Dickson 1917:—Flower deep pure Indian yellow with slightly deeper centre, large, and very full, of perfect camellia shape and delightful fragrance, handsome clean deep olive-green foliage; buds very long and pointed, opening freely in all weathers. Growth free, vigorous and branching. Bu. Exh.

Limburgia (H.T.), M. Leenders & Co. 1920:—Flower glowing deep carmine on front of petals and lilac compact; continually blooming. F. white on the reverse side, large and full; fragrant. Growth vigorous and Bed. Cut.

Lisbeth Stellmacher (poly pom.), P. Lambert 1919:—Flower pure yellow, bordered at the edges with red and striped rose, fairly large for its kind, full, sweetly scented. Growth dwarf.

Lisbeth Von Kameke (Mult. ramb.):—A seedling from "Veichenblau,"

with pale violet-coloured flowers. Growth very vigorous. Ar. Pil. Perg.

Lismore (Scotch Rose):—Flower delicate blush, almost white, double. Growth dwarf. Bed. Dwarf Hedge.

Little Dorrit (T.):—Flower chrome yellow, tipped with rose. Growth vigorous.

Little Gem (Moss), W. Paul 1880:—Flower rosy crimson, small, double, well-mossed; a miniature moss rose, valuable for decorations.

Little Meg (poly pom.), W. Easlea 1917:—Flower milk white edged crimson, pretty in the bud. Growth vigorous. Bed.

Lodewijk Opdebeek (H.T.), M. Leenders & Co. 1920:—Flower blood red on front of petals, Tyrian rose on reverse side, large, full, and fragrant.

Lohengrin (H.T.), Schmidt 1903:—Flower silvery pink, pointed flowers. Growth moderate. Exh.

Lolita Armour (Pernet), Howard & Smith 1920:—Flowers a deep, coral-red with a golden, coppery-red suffusion, the base of the petals rich golden-yellow with coppery-red sheen. The flowers are of large size, full, and double, with petals of great substance and delightfully fragrant. The plant is a strong, vigorous grower, and very free flowering.

Longworth Rambler (N.), Liabaud 1880:—Flower light crimson, nearly evergreen. Growth vigorous. Ar. W.

Lord Bacon (H.P.), Wm. Paul & Son:—Flower deep crimson, shaded with scarlet and black; large, full, globular. Growth vigorous.

Lord Kitchener (H.T.), Chaplin 1916:—Flower claret red shaded with light vermilion. Growth vigorous.

Lord Macaulay (H.P.), Wm. Paul & Son:—Flower a rich scarlet crimson, sometimes maroon crimson, medium size, full, thick petals. Growth robust.

Lord Penzance (S. Briar), Lord Penzance, Keynes, Williams & Co. 1894:—Flower fawn colour, with deeply serrated leaves, single, summer flowering. Growth vigorous. Bu. G. H.

Louis Barbier (Pernet), Barbier & Cie. 1909:—Flower bright coppery red, passing to coppery rose and bright purple, outside of petals coppery yellow, semi-double. Growth vigorous, climbing; free. H.

Louis Philippe (C.), Guerin 1843:—Flower deep crimson, free. Growth vigorous. Bed.

Louis Ricard (H.P.):—Flower deep velvety crimson shaded with ver-

- million and black; a showy peony-like flower. Growth vigorous.
- Louis van Houtte** (H.P.), Granger 1863:—Flower strawberry red tinted carmine purple, large, full, globular. Growth vigorous. A. Cut. F.
- Louis Waller** (poly pom.):—Flower flesh pink. Growth dwarf. Bed.
- Louise Baldwin** (H.T.), S. M'Gredy & Son 1919:—Flower rich orange, with soft apricot shading over the entire petal, long and pointed, sweet scented. Growth vigorous, hardy, free blooming. Bed. Cut.
- Louise-Catherine Breslau** (Pernet), Jos. Pernet-Ducher 1912:—Flower shrimp-pink shaded orange and chrome yellow, large, full, globular, bud coral red, shaded with chrome yellow. Growth vigorous, branching, free flowering; distinct.
- Louise Cretté** (H.P.), C. Chambard 1915:—Flower snow white with creamy centre, extra large, very double, perfect form. Growth vigorous, continuous bloomer. Exh. F. Bed.
- Louise Griner** (H.T.), C. Chambard 1919:—Flower dazzling snow white with creamy centre, large and double; beautiful elongated bud. Growth vigorous, branching, few thorns, light green foliage; perpetual flowering. Cut.
- Louise Lilia** (H.T.):—Flower deep blood red, almost black; good shape, very fragrant, free blooming. Growth vigorous.
- Louise Odier** (B.), Margottin p. 1851:—Syn. "Madame de Stella" (Guillot p. 1863):—Flower bright pink, large, full, scented. Growth vigorous.
- Louise Walter** (poly pom.), Walter 1912:—Flower porcelain pink shaded with white, very free. Growth vigorous. Bed. P.
- Los Angeles** (Pernet), Raisers: Howard & Smith; distributors: Stuart Low & Co. 1918:—Flower of a luminous flame pink, toned with coral and shaded with translucent gold at the base of the petals, fragrance equals in intensity "Maréchal Niel"; the buds are long and pointed, and expand into a flower of mammoth proportions. Growth very vigorous, producing a continuous succession of long stemmed flowers.
- Lucette** (Wich):—Flower small, single, hydrangea rose, with white centres and yellow stamens, scented. Growth very vigorous. Ar. Pil. Perg.
- Lucida** (Lucida):—Flower bright red single, handsome shining foliage, assuming beautiful crimson tints in autumn. Growth very vigorous, useful for effect in wild garden; very hardy.
- Lucida alba** (Lucida):—Flower pure white, single, useful for rockeries. Growth moderate.
- Lucida plena** (Lucida):—Flower pale pink, deeper centre, double. Growth moderate, distinct.
- Lucile** (Wich):—Flower delicate flesh pink, base of petals tinged with rosy salmon, double, produced in large clusters on strong shoots. Growth very vigorous. Ar. Pil.
- Lucie Bayer** (T.):—Flower crimson, opening flowers tinted with rose. Growth moderate.
- Lucien Chauré** (H.T.), Soupert & Notting 1913:—Flower flesh coloured, with clear rosy cream, large. Growth vigorous; free flowering until late in autumn. F. Cut. Bed.
- Lucy Ashton** (S. Briar), Lord Penzance 1894:—Flower white with pink edges. Growth vigorous. Bu. H.
- Lucy Bertram** (S. Briar), Lord Penzance 1894:—Flower deep crimson with white centre. Growth vigorous. Bu. H.
- Ludwig Möller** (H.P.), H. Kiese & Co. 1914:—Flower deep yellow, changing to pure white, of good form. Growth vigorous.
- Lulu** (H.T.), Walter Easlea 1919:—Flower orange, salmon and pink; the longest bud of any rose yet introduced. Growth vigorous, an abundant and continuous bloomer. But.
- Lutea** (Austrian Briar), Miller 1768 Rosa lutea type:—Flower jonquil yellow, large, single. Growth vigorous, very hardy. (Type.) B. G.
- Lyon Rambler** (Mult. ramb.):—Flower bright cherry red with white centres, double. Growth very vigorous. Ar. Pil.
- Lyon-Rose** (Pernet), Jos. Pernet-Ducher 1907:—Flower shrimp pink red at the ends of petals, centre coral red or salmon shaded with chrome yellow, large, full, perfectly formed, petals of great substance, very fragrant. Growth vigorous, at the ends of petals, centre coral continuous flowering. Distinct. Exh. Cut.
- Mabel Drew** (H.T.), Alex. Dickson & Sons 1911:—Flower deep cream in the young state, passing to intense canary-yellow in the centre as the bloom develops, very large, full, tea perfumed, carried on strong and erect flower stalks. Growth sturdy, vigorous, erect.
- Mabel Morrison** (H.P.), Broughton 1878:—Flower white shaded rose, large, fairly full. Growth robust.

Mabel Morse (Pernet), S. M'Gredy & Son 1921:—Flower clear rich golden yellow, sweetly scented, good, foliage, free. Growth vigorous, erect.

Macartney alba (Macartney):—Flower white, single. Growth tender; requires a warm dry wall.

Macrantha (Hybrid of Species):—Flower flesh, summer flowering, single. Growth vigorous. Bu. Pil.

Macrophylla (Species):—Flower rosy lake, single, distinct. Growth vigorous, suited for a wild garden.

Macrophylla (Species):—Flower pinkish white, single. Growth vigorous; the prickly-tip Indian rose.

Macrophylla Fragesi (Species):—Flower bright crimson, single, distinct.

Macrophylla Rugosa (Species):—Flower white, edged with pink, very distinct.

Madam Butterfly (H.T.), E. G. Hill Co. 1919:—Described as a glorified "Ophelia"; it is more vigorous in growth. The bud is larger and the colour more intensified. Exh. Cut.

Madame Abel Chatenay (H.T.), Jos. Pernet-Ducher 1894:—Flower bright carmine rose shaded with pale vermilion rose and salmon, base of petals deeper in colour, large, full, high centred, bud long, of beautiful shape, carried erect. Growth very vigorous, free, and continuous flowering. F. Bed. Exh. Cut.

Madame Albert Marone (H.T.), Ketten Bros. 1908:—Flower clear orange yellow shaded saffron, passing to yellowish white, outer petals frequently suffused rose, large, fairly full, globular, imbricated. Growth vigorous, very floriferous. A. Cut. Exh. F. G. T.

Madame Alexandre Billion (H.T.), A. Schwartz 1911:—Flower cream tinted rosy flesh, centre salmon yellow tinted with rose, large, very full, nice long bud. Growth vigorous, erect. Bed. Cut.

Madame Alfred Carrière (N.P.), Schwartz 1879:—Flower fleshy white on a salmon ground, large, full, globular. Growth very vigorous, climbing. A. Pil.

Madame Alfred Ponnier (H.T.), P. Bernaix 1918:—Flower fleshy white, large, and full; long bud. Growth vigorous; floriferous.

Madame Antoine Mari (T.), A. Mari 1901:—Flower rosy flesh, shaded lilac, large, full, opening well, sweet-scented. Growth vigorous. A. Cut. Exh. G. T.

Madame Auguste Choutet (H.T.), Godard 1901:—Flower orange yellow, large, full, fragrant. Growth very vigorous, semi-climbing. Pil.

Madame Bardou Job (H.T.), F. Dubreuil 1913:—Flower chrome yellow and canary citron yellow, large, full, of cupped form. Growth vigorous; floriferous, very distinct.

Madame Bérard (T.), Levet 1871:—Flower salmon yellow, shaded salmon rose, large, full, imbricated, sweet-scented. Growth very vigorous, climbing, floriferous. A. Perg. Pil.

Madame Berkeley (T.), Bernaix 1898:—Flower salmon white with rosy centre, very large, moderately full, long bud. Growth moderate. Cut. T.

Madame Cadeau-Ramey (H.T.), Jos. Pernet-Ducher 1896:—Flower flesh pink, shaded yellow, edges of petals carmine rose, large, full, sweet. Growth robust, floriferous. G. T.

Madame Carnot (N.), Moreau 1889:—Flower orange cadmium, passing to golden yellow, medium to large, very full, globular, sweet. Growth vigorous, climbing.

Madame Carnot (T.), Pernet 1893:—Flower yellowish white, very large, semi-double. Growth vigorous, floriferous. A. Cut. Exh. G. T.

Madame C. Chambard (H.T.), C. Chambard 1911:—Flower rosy flesh shaded salmon and saffron, base of petals deep yellow, very large, opening well, sweet-scented. Growth vigorous, erect, free. Cut.

Madame Charles de Luze (H.T.), Jos. Pernet-Ducher 1903:—Flower fleshy white, centre chamois yellow, very large, full, globular. Growth vigorous, floriferous, branching. Cut.

Madame Charles Lutaud (H.T.), Jos. Pernet-Ducher 1912:—Flower chrome yellow tinted with rosy scarlet on the outer petals, very large, full, of cupped form, carried on long flower stalks; buds ochre yellow tinted with carmine. Growth vigorous, erect, branching. Cut.

Madame Charles Singer (T.), Clément Nabonnand 1916:—Flower of garnet colour when opening, changing to purple garnet when fully open, large, full, long pointed bud. Growth vigorous.

Madame Chédane Guinoisseau (T.), Lévêque 1880:—Flower canary yellow, large, fairly full, sweetly scented. Growth vigorous, very free. A. Bed. Cut. E. P. G. T.

Madame Clément Massier (N.), Nabonnand 1884:—Flower creamy white edged pink, centre turkey red, medium size.

Madame Constant Soupert (T.), Soupert & Notting 1905:—Flower deep golden yellow, tinted and shaded with rosy peach, large, full, well

formed, fragrant. Growth vigorous, floriferous. Exh.

Madame Désiré Giraud (H.P.), Madame L. Giraud 1855:—Flower white striped rose, crimson and amaranth, large, full. Growth moderate. A. Cut.

Madame de Watteville (T.), Guillot 1883:—Flower milk white, edged bright rose, large, full, globular. Growth moderate; distinct. Cut.

Madame d'Hébray (Gallica), Pradel 1820:—Flower white striped with rose, large and full. Growth moderate.

Madame Driout (T.), J. Thiriat 1903:—Flower bright rose, striped cochineal carmine, large, full. Growth very vigorous, climbing. A. Perg. Pil. T.

Madame Ducher (H.P.), Levet p. 1879:—Flower deep cochineal carmine, border of outer petals carmine purple, large, full. Growth moderate. A. Exh. G.

Madame D. Wettstein (H.P.), Levet p. 1884:—Flower old carmine red shaded cochineal carmine, large, full, of cupped form, fragrant. Growth bushy, floriferous.

Madame Edmond Gillet (H.T.), Jos. Pernet-Ducher 1921:—Flower of reddish nankeen yellow colouring, slightly shaded with carmine lake at the end of petals, very large, full, elongated cup shaped; long graceful bud. Growth vigorous, erect branching, with few thorns and reddish green foliage.

Madame Edmond Rostand (H.T.), Jos. Pernet-Ducher 1912:—Flower pale flesh shaded with salmon, centre reddish orange, large, full, globular, fine long buds opening well. Growth vigorous, free flowering.

Madame Edouard Herriot (Pernet), Jos. Pernet-Ducher 1913:—Flower superb coral red shaded with yellow, and bright rosy scarlet, passing to prawn red, of medium size, semi-double; bud coral red shaded with yellow on the base. Growth vigorous, of spreading branching habit with many long thorns and green bronzed foliage; perpetual flowering. Bed. Cut.

Madame Emile Thierrard (H.T.), E. Turbat & Cie. 1919:—Flower bright salmon rose tinted with yellow, large, full, of cupped form. Growth vigorous, floriferous.

Madame Errera, Soupert & Notting 1899:—Flower salmon yellow shaded clear yellow, large, full, sweet. Growth vigorous, floriferous.

Madame E. Souffrain (N.), Chauvry 1897:—Flower golden yellow, centre

salmon, outer petals carmine lake changing to carmine purple, large, full. Growth very vigorous, climbing, thornless. Pil.

Madame Eugène Resal (C.), Guillot 1894:—Flower changing from coppery red to bright china rose on orange ground, large, full. Growth vigorous, very free flowering.

Madame Eugène Verdier (T.), Levet 1882:—Flower deep chamois-yellow, large, full, globular, very sweet. Growth vigorous, climbing. A. Perg. Pil.

Madame Falcot (T.), Guillot fils 1858:—Flower nankeen yellow, large, full, globular, beautiful in bud, sweet-scented. Growth vigorous, very free flowering. A. But. Cut. F. G. T.

Madame Ferdinand Jamin (H.P.), Ledéchaux 1875:—Flower crimson carmine suffused rose Neyron red, large, full, opening well. Growth moderate, very free flowering. A. Bed. Cut. Exh. F. G. T.

Madame Gabriel Luizet (H.P.), Lia-baud 1877:—Flower deep rose pink, shaded mauve rose, large, full, sweet-scented. Growth very vigorous and free. A. Bed. Cut. Exh. F. G. T.

Madame Gamon (T.), Gamon 1905:—Flower apricot yellow shaded aurora on a golden yellow ground, large, full, opening well, sweet-scented. Growth vigorous, very free flowering. A. Cut. G. T.

Madame Georges Bruant (rug.), Bruant 1887:—Flower paper white, large, semi-double, produced in corymbs. Growth very vigorous, very floriferous. B. T.

Madame G. Serrurier (T.), Soupert & Notting 1909:—Flower white, suffused rose, large, full, free. Growth vigorous. Bed.

Madame Gustave Metz (H.T.), J. B. Lamesch 1905:—Flower creamy white, shaded flesh, extra large, full. Growth vigorous, floriferous. G.

Madame Hector Leuiliot (H.T.), Jos. Pernet-Ducher 1903:—Flower orange yellow changing to nankeen yellow, tinted carmine, large, full, globular, sweetly scented. Growth vigorous, semi-climbing, very free.

Madame Henri Berger (T.), Bonnaire 1901:—Flower rosy pink, centre shaded bright rosy scarlet, large, full, perfumed. Growth vigorous, floriferous. A.

Madame Hoste (T.), Guillot 1887:—Flower canary yellow, changing to yellowish white, suffused rose, large, full, of perfect form, globular, imbricated, long pointed bud opening

well, sweet-scented. Growth vigorous, free. A. Cut. F. G. T.

Madame Isaac Pereire (B.), Garçon 1880:—Flower deep rose pink, shaded clear carmine purple, very large, globular, very sweet. Growth very vigorous, climbing. Pil. T.

Madame Jacques Charreton (T.), Bonnaire 1898:—Flower carrot red shaded Japanese yellow reflexed apricot, outer petals milky white, large and sweet. Growth vigorous, very free flowering. Exh.

Madame Jean Dupuy (T.), P. Lambert 1901:—Flower golden yellow, centre rosy yellow, edges of petals bordered rose, large, full, good form, fragrant. Growth very vigorous, continuous flowering. A. Cut. G. But.

Madame J. P. Soupert (H.T.), Soupert & Notting 1900:—Flower yellowish white, centre suffused clear rose, large, full, fragrant. Growth vigorous, free. Cut. Exh.

Madame Jules Bouché (H.T.), J. Croibier 1910:—Flower salmon white, centre shaded pure rose, large, full, of good form, buds long. Growth vigorous, free flowering. Cut. G. T. A. Bed. Exh.

Madame Jules Gouchault (poly pom.), E. Turbat & Cie. 1913:—Flower bright vermilion red shaded orange vermilion in the bud state, opening to bright rose, of perfect shape; produced in long and erect panicles. Growth vigorous. Bed. Pot. F.

Madame Jules Gravereaux (T.), Soupert & Notting 1900:—Flower succinon yellow, shaded soft salmon flesh and pale pink, very large, very full, sweet-scented. Growth very vigorous, climbing, very free. Exh. Pil.

Madame Jules Grolez (H.T.), Guillot 1896:—Flower satiny china rose, large, full, of good form, long pointed bud. Growth vigorous, branching, free and continuous flowering. A. Bed. Cut. G. T.

Madame J. W. Budde (H.T.), Soupert & Notting 1906:—Flower brilliant carmine, large, full, elongated bud. Growth vigorous, erect, free. Cut. F.

Madame Léon Pain (H.T.), P. Guillot 1904:—Flower silvery flesh, centre yellowish orange, large, full, sweet, elongated bud. Growth vigorous, floriferous. A. Cut. F. T.

Madame Lombard (T.), Lacharme 1877:—Flower rosy flesh and bright rose, outer petals purple rose, large, full, high-centred, opening well. Growth vigorous, free flowering. A. Cut. F. G. T.

Madame Louis Blanchet (N.), God-

ard 1894:—Flower mauve rose on pale pink ground, outer petals carmine purple, large and full. Growth vigorous. A. Exh.

Madame Lucien Baltet (H.T.), Jos. Pernet-Ducher 1911:—Flower rosy flesh shaded with yellow, edges of petals bordered deep carmine, large, full and globular. Growth vigorous and free, branching. G.

Madame Marcel Delanney (H.T.), M. Leenders & Co. 1915:—Flower pale pink or soft rose shaded with hydrangea pink, large, full and fragrant, perfect form. Growth vigorous and free. Distinct. Bed.

Madame Maurice Capron (H.T.), P. Guillot 1913:—Flower deep apricot yellow, reverse of petals deep nanken with salmon and aurora shadings, large, fairly full, of cupped form. Growth vigorous, free branching.

Madame Maurice de Luze (H.T.), Jos. Pernet-Ducher 1907:—Flower deep rose pink with cochineal carmine centre, reverse of petals paler, large, full, of cupped form, sweet-scented, carried on long and stiff stems. Growth vigorous and free flowering. A. Cut. F. Bed. G. T. Exh.

Madame Moreau (Moss), Moreau-Robert 1872:—Flower carmine purple, striped white, large, full. Growth vigorous. B. G.

Madame Moreau (T.), Moreau 1889:—Flower yellowish salmon with rosy centre, large, full, fragrant. Growth very vigorous, semi-climbing, floriferous.

Madame Norbert Levavasseur (poly pom.), Levavasseur & fils 1903:—Flower brilliant carmine crimson, small. Growth vigorous, robust, free flowering. A. Bed. E. F. G. P. T.

Madame Paul Marmy (T.), Marmy 1884:—Flower clear yellow, shaded soft pink on a maize yellow ground, medium, full. Growth very vigorous, climbing, very free flowering. A. Exh. Perg. Pil.

Madame Paul Olivier (H.T.), Jos. Pernet-Ducher 1902:—Flower apricot yellow, bordered carmine rose, very large, full, globular. Growth vigorous, erect, free.

Madame Paul Parmentier (H.T.), F. Gillot 1919:—Flower salmon yellow and flesh coloured, tinted coppery and saffron hue, large, full, sweetly scented; buds clear yellow borne on erect flower stalks. Growth vigorous, branching; very free flowering.

Madame P. Doithier (H.T.), C. Chambard 1920:—Flower rich pink, shaded shrimp pink, very large; elongated bud carried on long and

stiff stem, coppery rose. Growth very vigorous, erect branching. F.

Madame Pernet-Ducher (H.T.), Jos. Pernet-Ducher 1891:—Flower canary yellow, outer petals washed carmine, passing to creamy white, medium, moderately full, fragrant. Growth vigorous; free flowering. A.

Madame Philbert Boutigny (H.P.), Ph. Boutigny 1913:—Flower pure bright rose, large, full; buds of perfect form, borne single on long and erect flower stalks. Growth very vigorous.

Madame Philémon Cochet (T.), Cochet 1887:—Flower flesh, shaded soft rose, medium, full, sweet-scented. Growth vigorous, free.

Madame Pierre Cochet (N.), Cochet 1891:—Flower saffron yellow with nankeen reflexes in the centre, medium, full, scented. Growth vigorous, free flowering.

Madame Pierre Oper (B.), Oger 1878:—Flower creamy white, outside of petals lilac rose, medium size, full, globular, scented. Growth vigorous.

Madame Pizay (H.T.), C. Chambard 1920:—Flower salmon blush, large, of cupped form, with large petals; elongated bud, salmon flesh coloured. Growth vigorous, branching, few thorns, deep green foliage; very free flowering. Bed. Cut.

Madame Preslier (T.), Aimé Preslier 1903:—Flower coppery yellow with orange rose centre, large, full. Growth vigorous, free. A. Exh.

Madame Ravary (H.T.), Jos. Pernet-Ducher 1899:—Flower beautiful orange yellow, large, moderately full, globular, sweet-scented. Growth vigorous, hardy, branching, free. A. Cut. F. G. P. T.

Madame Raymond Chevalier (H.T.), Appert P. Guillot 1917:—Flower brilliant cherry red, bordered with blue tints, large, full, and sweetly scented. Growth vigorous, hardy, free flowering; handsome dark green foliage.

Madame René de St.-Marceau (T.), P. Guillot 1898:—Flower carmine Chinese yellow, shaded orange yellow, large, full, highly perfumed. Growth vigorous, free flowering. T.

Madame René Gérard (T.), P. Guillot 1897:—Flower coppery yellow, shaded capucine yellow, large, full. Growth vigorous, free. A. Cut.

Madame René Gravereaux (rug.), J. Gravereaux 1906:—Flower soft lilac rose, large, full, of cupped form, very sweet. Growth vigorous. B.

Madame Robert (H.T.), C. Chambard 1916:—Flower nankeen yellow with chamois reflexes, large and

double. Growth vigorous; floriferous.

Madame Ruau (Pernet), J. Gravercaux 1909:—Flower carmine shrimp pink, reverse, base and edges of petals shaded with yellow, large, full. Growth vigorous and free flowering. Distinct. Exh.

Madame Sadi Carnot (T.), Renaud-Guépet 1889:—Flower yellowish white, reverse of petal shaded salmon rose, large, full. Growth vigorous, floriferous. A. Exh.

Madame Sancy de Parabère (Mult. ramb.), Bonnet 1875:—Flower rose, medium size, double, fragrant. Growth very vigorous, climbing, early flowering. Ar. Perg. Pil. W.

Madame Scipion Cochet (T.), Bernaix 1886:—Flower pale rose shaded creamy white on a succinum yellow ground, centre shaded bright rose, large, full, fragrant. Growth vigorous, free flowering. A. G.

Madame Second Weber (H.T.), Soupert & Notting 1907:—Flower clear bright salmon rose, large, full, of regular shape, fine stiff petals, opening well. Growth vigorous, free flowering. A. Bed. Cut. Exh. F. G. T.

Madame Taft (poly pom.), Levavasseur & fils 1909:—Flower rosy crimson. Growth dwarf, bushy. An improved form of "Madame Norbert Levavasseur." Bed.

Madame Théodore Delacourt (H.T.), Jos. Pernet-Ducher 1913:—Flower reddish salmon shaded clear yellow, large, globular; long rosy scarlet bud. Growth very vigorous, branching habit, possessing but few and small thorns and reddish green bronzed foliage. G.

Madame Trifle (T.), Levet 1869:—Flower yellowish flesh, shaded salmon, large, full. Growth vigorous, climbing. A.

Madame Vermorel (T.), Mari 1900:—Flower a mixture of buff, rose and coppery yellow, extra large, full, very sweet. Growth bushy, vigorous, free flowering. Very distinct. A. Exh. G.

Madame Victor Caillet (T.), Bernaix 1891:—Flower pæony rose, with carmine reflexes, shaded salmon, changing to white, medium. Growth vigorous, free.

Madame Victor Rault (H.T.), J. Croibier & Fils 1920:—Flower salmon white with bright orange yellow centre, large, of fine cupped form; buds long. Growth vigorous, erect branching, with deep green foliage.

Madame Victor Verdier (H.P.), E. Verdier 1863:—Flower strawberry red, passing to clear carmine pur-

ple, large, very sweet. Growth vigorous, hardy. A. Cut. F. T.

Madame Viger (H.T.), Juceau 1901:

—Flower soft rose, suffused carmine, edges of petals silvery white, large, full, imbricated, fragrant. Growth vigorous, free flowering. A. Cut.

Madame Wagram Comtesse de Turenne (T.), Bernaix 1894:—Flower bright satiny rose, base of petals sulphur yellow, suffused Chinese rose, very large, full, opening well, sweetly scented. Growth very vigorous.

Mademoiselle Bonnaire (H.P.), Pernet 1859:—Flower milky white with flesh coloured centre, large, full. Growth moderate, free. Cut.

Mademoiselle de la Vallette (C.), A. Schwartz 1909:—Flower golden yellow, shaded coppery red, outside of petals ruby, medium, full; scented. Growth moderate.

Mademoiselle Thomas Javit (H.T.), A. Gamon 1910:—Flower salmon yellow, large, full, well formed, cupped, fragrant, long bud. Growth vigorous.

Maddalena Scalarandis (C.):—Flower deep rosy pink. Growth very vigorous, free flowering. Bed.

Ma Fiancée (H.T.), Distributors: D. Prior & Son, Ltd., 1922:—Flower dark crimson, sweetly scented, free flowering; glossy mildew proof foliage. Grown under glass the blooms come nearly black in colour. Growth vigorous. Cut. F.

Magali Bonnefon (H.T.), Clément Nabonnand 1916:—Flower rosy pink, base of petals golden yellow, reverse of petals bright salmon rose, large, semi-double, sweet perfume. Growth vigorous. Bed.

Magda Zwerg (H.T.), O. Jacobs; introduced by J. Felberg-Leclerc 1913:—Flower deep yellow, outer petals changing to clear yellow large. Growth vigorous, erect. Bed. Cut.

Magenta (poly pom.), Barbier & Cie. 1916:—Flower reddish violet with magenta centre, medium, semi-double, of cupped form, produced in large clusters. Growth dwarf. Distinct.

Magna Charta (H.P.), Wm. Paul & Son 1876:—Flower clear rose shaded carmine, large, full, globular, sweetly scented. Growth vigorous, floriferous. A. F. G.

Magnolia (H.T.):—Flower lemon white, large deep petals, scented, good foliage. Growth vigorous.

Maharajah (H.P.), B. Cant 1904:—Flower deep velvety crimson, large, single, and free. Vigorous.

Maiden's Blush, Collection Royal Botanical Gardens Kew 1797:—

Flower soft blush.

Maid Marion (H.T.):—Flower light carmine rose, reverse of petals silvery satin, large. Growth vigorous.

Majestic (H.T.), Wm. Paul & Son 1914:—Flower carmine rose, very large; bud long and full. Growth strong and erect. Bed. Cut. Exh.

Major Peirson (H.T.), Ph. Le Cornu 1915:—Buds deep orange yellow, becoming lighter at the edges when full; free flowering, decorative.

Maman Cochet (T.), Sc. Cochet 1892:—Flower flesh-coloured rose, flushed with carmine and salmon, large, full, globular, high centred. Growth vigorous, free flowering. A. Exh. Cut. G. P. F.

Maman Levavasseur (poly pom.), Levavasseur 1907:—Flower rose pink, double, in trusses, free. A sport from "Mme. H. Levavasseur." Growth dwarf. Bed.

Maman Lyly (H.T.), Souper & Notting 1911:—Flower delicate rosy flesh, large, well formed. Growth vigorous and very free. G. Cut.

Maman Turbat (poly pom.), E. Turbat & Cie. 1911:—Flower delicate, china rose with peach and saffron hue, reverse of petals fleshy coloured, large. Growth vigorous and upright. Bed. Cut. P.

Mamie (H.T.):—Flower a full carmine with yellow base, deep petals, large, full, good foliage. Growth vigorous.

Manca (Single):—Flower deep carmine, distinct, early. Growth vigorous.

Manifesto (H.T.), S. M'Gredy 1920:—Flower pearly flesh pink, tinged salmon and apricot, exquisitely shaped, long and pointed, very sweet scented. Growth very free and branching. Bed. G. Exh.

Manuel P. Azevedo (H.T.):—Flower cerise red, large, double, sweetly scented. Growth vigorous.

Ma Paquerette (poly pom.), Guillot 1875:—Flower white, small, double, in trusses. Growth vigorous.

Marcella (H.T.), Wm. Paul & Son 1913:—Flower salmon flesh when opening, of buff colour when in bud, large, well-filled, very handsome. Growth vigorous, erect; free and continuous in blooming. A. Exh. Cut. F.

Marchioness of Downshire (H.P.), Alex. Dickson & Sons 1894:—Flower light pink, shaded rose, open-cupped shape, good foliage. Growth vigorous. Exh.

Marchioness of Dufferin (H.P.), Alex. Dickson & Sons 1891:—Flower bright rose, centre deeper, with salmon rose reflexes, large, full, globular. Growth vigorous. A.

Marchioness of Londonderry (H.P.), Alex. Dickson & Sons 1893:—Flower ivory white, very large and full, globular, with shell-shaped petals of substance, perfumed. Growth vigorous, erect. A. Cut. Exh.

Marchioness of Lorne (H.P.), Wm. Paul & Son:—Flower rose colour, full cupped, free flowering, fragrant. Vigorous.

Marchioness of Ormonde (H.T.), Hugh Dickson 1918:—Flower clear wheat straw on the outer petals, with centre deep honey yellow, of great size, very full, fine form, high pointed centre. Growth vigorous, branching, free flowering. Exh.

Marchioness of Waterford (H.T.):—Flower salmon pink, free. Growth vigorous.

Maréchal Foch (poly pom.), Levasseur & fils 1918:—Flower cherry red, changing to crimson pink when opening. Growth vigorous. In the style of "Orléans-Rose," but more brilliant in colour.

Maréchal Niel (N.), Pradel 1864:—Flower golden lemon yellow, very large, very full, globular, of perfect form, highly perfumed. Growth very vigorous, climbing, very free flowering. A. Cut. F. Exh.

Margaret (H.T.), Wm. Paul & Son 1909:—Flower soft pink, large, full, stiff petalled, buds long. Growth vigorous, free. Cut. F.

Margaret Dickson (H.P.), Alex. Dickson & Son 1891:—Flower white, with pale flesh centre, large, full. Growth vigorous, erect. A. Cut. Exh.

Margaret Dickson Hamill (H.T.), Alex. Dickson & Sons 1915:—Flower delicate maize-straw coloured; the deep shell-like petals flushed with delicate carmine on the back, large, globular; very fragrant. Growth vigorous, erect; free flowering; leathery green foliage, with deep crimson leaf stalks. Exh.

Margaretha (H.T.), Jos. Timmermans 1916:—Flower yellowish with pink and yellow centre, large, full, of good form. Growth vigorous; free.

Margaret Horton (H.T.):—Flower deep orange yellow, long, pointed buds, well shaped, sweetly scented. First-rate bedding rose. F.

Margaret M. Wylie (H.T.):—Flower blush rose, flushed deep rosy pink to edge of petals, buds very long and pointed, sweetly scented. Growth vigorous.

Margaret Molyneux (H.T.), Alex. Dickson & Sons 1909:—Flower saffron to canary yellow, shaded peach-pink, semi-double, in small trusses. Growth vigorous. Bed.

Margherita Groze (H.T.), Ketten Brothers 1918:—Flower earmine purple, changing to purple rose, with deep rose pink shading at the base of the petals, large, full, opening well, sweet-scented, buds elongated, produced singly on long and erect flower stalks. Growth vigorous; very free flowering. Bed. Cut.

Marguerite Fischer (H.T.), Ketten Bros. 1905:—Flower creamy white on greenish white ground, large, full, imbricated, opening well. Growth vigorous, floriferous, branching. A. t. F. G.

Marguerite Gulliard (H.P.), C. Chambard 1915:—A sport from "Frau Karl Druschki," which it resembles in colour and other respects.

Marguerite Ketten (T.), Ketten Bros. 1897:—Flower yellowish peach red, large, full, sweet-scented. Growth moderate, floriferous.

Marie-Adelaide (Pernet), Soupert & Notting 1912:—Flower of constant distinct deep orange yellow, large, of perfect form, deliciously perfumed, fine long bud borne on erect stems. Growth vigorous, red foliage passing to deep green; free flowering. Exh. Cut. F.

Marie Baumann (H.P.), Baumann 1863:—Flower cochineal carmine shaded carmine purple, large, full, globular, opening well, very sweet. Growth vigorous, free flowering. A. Cut. G. I.

Marie Croibier (H.T.):—Flower deep china rose, very large, full. Growth vigorous. A seedling from "Caroline Testout." Distinct. Exh.

Marie de Blois (Moss):—Flower rose cerise, large, full. Growth vigorous. Bu.

Marie Ducher (T.), Ducher 1868:—Flower clear rose, large, full, globular, sweet-scented. Growth moderate floriferous.

Marie Finger (H.P.):—Flower bright pink, deeper centre, globular. Growth moderate.

Marie Leonide (Macartney):—Flower white, centre blush, glossy foliage. Growth vigorous, tender. W.

Marie Lünemann (H.T.), Jos. Timmermans 1920:—Flower delicate pink, large, full, and of fine form. Growth vigorous, branching; floriferous.

Marie Mascraud (H.T.):—Flower flesh white shaded with pale salmon yellow. Growth vigorous.

Marie Pare (B.):—Flower flesh colour, deeper centre, distinct. Growth vigorous.

Marie Pavie (poly pom.), Alegatière 1883:—Flower pale flesh with rose centre, in trusses. Growth dwarf.

Marie-Thérèse (Wich), E. Turbat & Cie. 1915:—Flower inside of petals carmine pink, outside of petals soft rosy pink, produced in large clusters. Growth very vigorous, climbing; early flowering.

Marie Thérèse Dubourg (N.), Godard 1888:—Flower deep saffron yellow, medium size, full, fragrant. Growth vigorous.

Marie van Houtte (T.), Ducher 1871:—Flower sulphur yellow, border of petals tipped mauve rose, large, full, globular, opening well, sweetly scented. Growth vigorous, free, and continuous bloomer. A. Bed. Cut. F. G. T.

Marie Zahn (B.):—Flower deep velvety crimson, large, full. Growth vigorous. A.

Marjorie (H.T.):—Flower flesh colour, scented. Growth vigorous.

Marjorie Bulkeley (H.T.), Hugh Dickson 1921:—Flower clear pale flesh pink with a creamy-yellow sunset shading, sweetly scented, large, and substantial, good form, opening freely. Growth vigorous. Distinct.

Marquis of Salisbury (H.T.):—Flower bright crimson. Very vigorous.

Marquise Clementine Paveri (H.T.), Ketten Bros. 1905:—Flower silvery mauve rose, base of petals salmon coloured, large, full, opening well, highly perfumed. Growth vigorous, very free flowering, upright. A. Cut. G. T.

Marquise de Castellane (H.P.):—Flower bright rose, very large, full, good form, free flowering. Growth vigorous. Exh.

Marquise de Ganay (H.T.), P. Guillot 1909:—Flower silvery rose, very large, full, tea perfumed, erect stems. Growth vigorous, upright, free flowering. Exh. G.

Marquise de Pontoï-Pontcarré (T.), Lévêque 1894:—Flower amber yellow, shaded apricot and clear rose, full, sweet. Growth vigorous, free.

Marquise de Querhoënt (T.), Godard 1900:—Flower salmon red, centre saffron yellow, suffused mauve rose, large, full. Growth vigorous, very free flowering.

Marquise de Sinéty (H.T.), Jos. Pernet-Ducher 1906:—Flower ochre-yellow tinted bright rosy scarlet, changing paler with age, large, full, cupped, buds carmine ochre. Growth moderate, floriferous. Cut. Exh. F. T.

Marquise de Vivens (T.), Dubreuil 1885:—Flower rose Neyron red on a succinum white ground, large, full, fragrant. Growth vigorous. T.

Marquise d'Hautpoul (H.T.):—

Flower pink with salmon shadings, free; a fine garden and bedding rose, sweetly scented. Growth vigorous.

Marquise Lita (H.T.):—Flower carmine rose, vermilion centre, large, full, cupped, good foliage. Growth vigorous. Exh.

Marquise Litta de Breteuil (H.T.), Jos. Pernet-Ducher 1893:—Flower carmine rose, centre vermilion, large and full, scented. Growth vigorous, early and free flowering. Cut. Exh. F. G.

Martha Drew (H.T.):—Flower creamy white with rose coloured centre, sweetly scented, large, well formed. Growth vigorous.

Mary, Countess of Ilchester (H.T.), Alex. Dickson & Sons 1909:—Flower warm crimson carmine, very large, petals of immense size. Growth vigorous, erect, very free.

Mary Munro (H.T.):—Flower carmine pink flushed saffron, full, globular, free. Bed.

Ma Surprise (Microphylla):—Flower white rosy centre, shaded salmon, large, full, hardy. Growth moderate. W.

Mathilde Ries (C.), H. Kiese & Co. 1918:—Flower brilliant scarlet red, full, produced in large clusters. Growth vigorous, branching; very & Sons 1915:—Flower brilliant floriferous.

Maud (H.T.):—Flower salmon-pink, buds rich coral-red, good shape, large, free flowering. Growth vigorous.

Maud Dawson (H.T.), Alex. Dickson orange carmine, brilliant cerise, of ideal shape; tea perfumed. Growth vigorous; floriferous.

Maurice Bernardin (H.P.):—Flower vermilion, very large. Growth vigorous. Exh.

Maxime Corbon (Wich), Barbier & Cie. 1918:—Flower coppery deep yellow striped with red, passing to apricot yellow, centre white tinted straw yellow, fairly large; buds bright deep coppery red. Growth vigorous, climbing. A climbing form of "Léonie Lamesch," from which it sported.

Max Herdoffer (H.T.):—Flower deep rose, edged silvery rose, large, free. Growth vigorous.

May Alexandra Lippiatt (H.T.):—Flower pink with delicate ochre vermilion, large, perfect form. Very vigorous. Exh.

May Bertram (S. Briar):—Flower rich crimson, free. Growth vigorous. Bu. H.

Mayflower (T.), E. G. Hill Co. 1910:—Flower creamy white, with laced edge of lavender pink about each

petal, large, long, slender and pointed bud on long stems. Growth free.

May Kenyon Slaney (H.T.):—Flower blush pink shaded with cream, good foliage. Growth vigorous.

May Marriott (Pernet), T. Robinson 1917:—Flower rich apricot to orange red. Growth vigorous. Bed. G.

May Miller (H.T.), E. G. Hill Co. 1910:—Flower back of petals copper and bright pink, the upper surface being peach and apricot, the bud is long and pointed. Growth vigorous, free flowering.

Mdlle. Argention Gramon (H.T.):—Flower carnation rose, white base; good foliage. Growth vigorous.

Mdlle. Charlotte Chevallier (Pernet), Chambard 1916:—Flower deep canary yellow; shapely buds, sweetly scented. Growth vigorous. A bud sport from "Arthur R. Goodwin."

Mdlle. Josephine Burland (poly pom.):—Flower white, constant and free. Growth dwarf. Bed.

Mdlle. Louise Crette (H.P.):—Flower pure white, very fine. Growth vigorous. Exh.

Mdlle. Simone Beaunez (H.T.):—Flower pale flesh white, free flowering. Vigorous.

Medea (T.), Wm. Paul & Son 1891:—Flower lemon colour, with canary yellow centre, large, full, globular, high-centred. Growth vigorous, floriferous. A.

Meg Merrilies (S. Briar), Lord Penzance 1893:—Flower bright crimson, single, free flowering. Growth vigorous. Bu. H.

Méha Sabatier (H.T.), Jos. Pernet-Ducher 1916:—Flower bright crimson, becoming darker when expanding, large, full, and globular; bud velvety crimson. Growth vigorous, of spreading branching habit. Bed.

Mélanie Niedjeck (H.T.), M. Leenders & Co. 1915:—Flower vivid lemon yellow, large, full, opening freely, carried on graceful stems. Growth vigorous, continuous flowering. Bed.

Mélanie Soupert (H.T.), Jos. Pernet-Ducher 1905:—Flower salmon yellow suffused with carmine pink, large, globular, sweetly perfumed, long bud, opening well. Growth vigorous, free, erect. A. But. Exh. F. G. T.

Melody (H.T.), Alex. Dickson & Sons 1911:—Flower deep saffron yellow with primrose edges, carried on erect stems, of good size, well formed, perfumed. Growth vigorous, very free. Bed. Cut. F.

Mercedes (Rug.):—Flower soft rosy pink on a white ground, outer petals white, large, good shape, sweetly scented. Growth vigorous. Bu. H.

Mermaid (H. Brac.), Wm. Paul & Son 1918:—Flower sulphury yellow, the deep amber stamens standing out prominently and throwing a rich shade of yellow over the whole of the blossom, of great size, single, produced continuously from early summer till late in autumn. Growth climbing; the foliage is most effective, the leaves being very large and massive, of a deep shining green, and the young shoots tinged with red. A very distinct acquisition to the single-flowered roses. W. Pil. B.

Merveille de Lyon (H.P.), Pernet 1882:—Flower pure white, sometimes washed with satin-rose, large, full and cupped, produced singly. Growth vigorous, robust, free. A. Cut. F.

Merveille des Blanches (H.P.), Pernet p. 1894:—Flower pure white, centre washed lilac rose, large, full. Growth vigorous. Cut. Exh. F. G.

Merveille des Jaunes (Poly pom.), E. Turbat & Cie. 1920:—Flower bright coppery golden yellow, full; bud deep coppery yellow, opening well. Growth dwarf.

Merveille des Rouges (poly pom.), F. Dubreuil 1911:—Flower velvety crimson with whitish centre, cupped. Growth dwarf, branching, perpetual flowering.

Meta (T.), Alex. Dickson & Sons 1898:—Flower crushed strawberry, suffused with saffron, base of petals coppery yellow; different coloured flowers being produced on the same plant, large, full, fragrant. Growth vigorous, free. A. But. T.

Meteor (N.), R. Geschwind 1887:—Flower purple rose tinted carmine purple, large, full, very sweet. Growth vigorous.

Mevrouw Boreel van Hogelanden (T.), M. Leenders & Co. 1918:—Flower flesh coloured, shaded carmine and pink, medium size; full. Growth vigorous. Cut.

Mevrouw C. van Marwyk Kooy (H.T.), M. Leenders & Co. 1920:—Flower white, centre Indian yellow, sometimes coppery orange, large, full, fragrant. Growth vigorous; very floriferous. Bed. Cut. F.

Mevrouw del Court tot Krimpen (H.T.), M. Leenders & Co. 1917:—Flower flesh pink and pale pink with deeper centre, sometimes shaded coppery and orange, large, full, produced in great profusion throughout the season. Growth vigorous.

Mevrouw Dora van Tets (H.T.), M. Leenders & Co. 1912:—Flower glowing deep crimson, with a velvety shading, medium, free flowering, fragrant. Growth vigorous, robust.

- Mevrouw Smits Gompertz** (H.T.), M. Leenders & Co. 1917:—Flower yellowish salmon, shaded coppery orange and lilac rose, medium size, full. Growth moderate, branching; very free flowering.
- M. H. Walsh** (Wich), Alex. Dickson & Sons 1905:—Flower velvety-crimson, large, full, and perfect form. Very vigorous.
- Microphylla repens** (Species):—A variety of compact prostrate growth, useful for rock gardens. Growth moderate.
- Midas** (Pernet), R. Murrell 1919: Flower golden-yellow to reddish orange; bud from "Mme. Edouard Herriott." Growth vigorous.
- Mignonette** (poly pom.), Guillot 1881:—Flower soft rosy-pink to white; miniature flowers in clusters. Growth dwarf, free flowering. Bed. E.
- Milady** (H.T.), A. N. Pierson 1918:—Flower closely resembling "Richmond" in colour, large, full, well-formed, carried on stiff erect stems. Growth vigorous. G. F.
- Mildred Grant** (H.T.), Alex. Dickson & Sons 1901:—Flower silvery white, edges of petals shaded and bordered with peach rose, base of petals sulphury white, of enormous size, full, high centred, produced singly. Growth vigorous, floriferous. Exh.
- Millicent** (Mult. ramb), Wm. Paul & Son 1914:—Flower deep rosy pink, outer petal shaded with carmine, large clusters. Growth vigorous, distinct. Ar. Pil. Perg.
- Mimie Saunders** (H.T.):—Flower vermilion, free flowering, lasting. Growth vigorous. G.
- Mimi Pinson** (poly pom.), Barbier & Cie. 1919:—Flower soft crimson, changing to purple rose and rose Neyron red, fairly large, full, produced in large clusters. Growth dwarf, branching free flowering. P.
- Miniature** (poly pom.):—Flower rose shading to white. Growth dwarf. Bed.
- Minna** (S. Briar), Lord Penzance 1895:—Flower pure white, single, large, petals tinted pale bluish. Growth bushy habit.
- Minnehaha** (Wich ramb.), Walsh 1905:—Flower deep pink rosettes, large, loose trusses; similar to "Dorothy Perkins"; late flowering. Growth vigorous. Ar. Pil. Perg.
- Miriam** (Pernet), J. H. Pemberton 1919:—Flower capucine, of globular form, carried erect. Bed.
- Miss Alice de Rothschild** (T.), described by the raisers as a dwarf "Marechal Niel":—Free flowering, well formed blooms. Growth vigorous.
- Miss C. E. van Rossem** (H.T.), H.A. Verschuren & Zonen 1919:—Flower velvety dark red, sweetly scented. Growth vigorous and branching. Bed. Cut.
- Miss Connor** (Pernet), Alex. Dickson & Sons 1920:—Flower delicate canary on lemon, full, cup shaped, Persian tea perfume. Growth vigorous, branching, erect and very floriferous. Bed.
- Miss Dorothy Mocatta** (H.T.):—Flower pale cream. Growth vigorous.
- Miss Ethel Brownlow** (T.):—Flower bright salmon pink, shaded with yellow at base of petals, large, good shape, opening well. Growth vigorous.
- Miss Lolita Armour** (H.T.):—Flower deep golden yellow, with coppery red sheen, deeper towards edge of petals to deep coral red. Growth vigorous. Bed.
- Miss Marston** (T.), Pries 1889:—Flower yellowish white, edged lilac, shaded pale pink, large, full. Growth moderate, very free flowering. A. Exh. G. T.
- Miss May Marriott** (H.T.):—Flower orange red, good foliage. Growth vigorous.
- Miss M. J. Spencer** (H.T.), Hugh Dickson 1920:—Flower clear, bright golden yellow, of even shade throughout, large, full, very freely produced. Growth free, vigorous branching, foliage bright vivid green; continuous flowering from early till late season.
- Miss Stewart Clark** (Pernet), Alex. Dickson & Sons 1916:—Flower pure golden yellow and brilliant lemon chrome, medium, globular; very fragrant. Growth vigorous, erect wood, very floriferous, beech-green foliage.
- Miss Willmott** (H.T.), S. M'Gredy & Son 1917:—Flower pale lemon with a tint of rose on edges of petals, large, exquisitely formed, sweet-scented. Growth free and branching.
- Mme. A. Nonin** (Wich):—Flower clear mauve rose. Growth very vigorous. Ar. Perg. Pil.
- Mme. Audot** (alba):—Flower glossy flesh, large, full. Growth moderate.
- Mme. Bernard** (T.):—Flower salmon orange and buff, large, full, free. Growth vigorous; south and west wall, or conservatory.
- Mme. Boursin** (N):—Flower sulphur yellow, large, full, good shape, free flowering. Growth vigorous. W.
- Mme. Caristie Martel** (H.T.), Pernet-Ducher 1916:—Flower pure sulphur yellow with deeper centre;

large and globular. Growth vigorous.

Mme. Charles (T.):—Flower bright apricot, large, full, globular. Growth vigorous.

Mme. Charles Debreuil (H.T.):—Flower salmon rose, shaded carmine on reverse of petals, very large, full, and of fine form. Growth vigorous.

Mme. Charles Monnier (T.):—Flower rosy flesh, centre yellow, shaded with salmon and orange; autumn flowers, orange and yellow. Growth vigorous.

Mme. Charles Worth (Rug.):—Flower purplish crimson, double. Growth vigorous. Bu. H.

Mme. Chauvry (T.):—Flower nankeen, shaded with rose, reverse of petals coppery, distinct. Growth vigorous.

Mme. Claire Andruejol (H.T.), Schwartz:—Flower pale pink, tinted carmine, large, full, well formed, freely produced. Growth very vigorous.

Mme. Colette Martinet (H.T.):—Flower long golden yellow bud, not too full, shaded with orange. Growth vigorous. Bed.

Mme. C. P. Strassheim (T.):—Flower yellowish white in summer, sulphur yellow, changing to buff, in autumn, very free. Growth vigorous.

Mme. Cusin (T.):—Flower violet rose, with petals yellow at base. Vigorous.

Mme. d'Arbay (Prov.):—Flower flesh, changing to white, produced in clusters, early flowering. Growth vigorous.

Mme. Edmee Metz (H.T.):—Flower bright rosy pink shaded with salmon, free flowering. Growth vigorous.

Mme. Edmund Sabhyrolles (T.):—Flower petals yellow, interior orange. Growth vigorous.

Mme. E. Gillet (H.T.):—Flower reddish nankeen, slightly shaded with carmine lake, large, full, elongated cupped shaped flower, graceful buds. Growth vigorous.

Mme. E. Levavasseur (B.):—Flower bright red, tinted with carmine, free, fragrant. Growth vigorous. A.

Mme. Ernest Galvat (B.):—Flower clear rose pink, free flowering. Growth vigorous. A.

Mme. Eugenie Boulet (H.T.):—Flower yellowish rose shaded with carmine, large, almost full, cupped, good foliage. Growth vigorous.

Mme. Eugenie-Verdier (H.P.):—Flower salmon pink, sweetly scented, good foliage. Growth vigorous.

Mme. Fabvier (C.):—Flower rich fiery crimson, with white streaks, very free. Growth vigorous.

Mme. F. Dubreuil (H.T.):—Flower

bright carmine, changing to rose colour, scented. Growth vigorous.

Mme. Fanny de Forest (N.P.):—Flower salmon white, changing to white, tinted with rose, large, full. Growth vigorous. Bed.

Mme. Hardy (D.):—Flower white, large, full, foliage very light green. Growth vigorous.

Mme. Helen Duché (H.T.), E. Bua-tois:—Flower soft rose, with silvery reflexes, borders of petals carmine, large, full; handsome buds, produced single. Growth vigorous, branching.

Mme. H. Montifore (C.):—Flower salmon yellow shaded with apricot and carmine. Growth moderate.

Mme. Jean Sisley (C.):—Flower white, slightly tinged with flesh. Growth very vigorous.

Mme. Joseph Bonnaire (H.P.):—Flower blush pink, very large, scented. Growth vigorous.

Mme. Jules Siegfried (T.):—Flower creamy white. Growth vigorous. A good climber. Ar. W.

Mme. Laurette Messimy (C.):—Flower rose shaded with yellow, distinct. Growth vigorous.

Mme. Legras (alba):—Flower creamy white, large, full. Growth moderate.

Mme. Leon Constantin (T.):—Flower satin pink, centre pale salmon, large, full. Growth semi-climbing. Pil.

Mme. L. Faucheron (H.T.):—Flower creamy white, sometimes tinted with pale sulphur yellow, long buds, good foliage. Growth vigorous.

Mme. Louis Leveque (Moss):—Flower flesh colour, deeper centre, well mossed, good foliage, free. Growth vigorous. Bu.

Mme. Lucien Picard (H.T.):—Flower salmon white, large, full, well-shaped, pointed buds. Growth vigorous.

Mme. Malpass (H.P.):—Flower white, shaded chrome yellow. Growth vigorous.

Mme. Margottin (T.):—Flower dark citreous yellow, centre deeper, large, globular, free flowering. Growth vigorous.

Mme. Marie Lavalley (T.):—Flower bright rose, shaded and reflexed with white, large, double. Vigorous.

Mme. Paul Varin-Bermier (T.):—Flower yellow, very free, good foliage. Growth vigorous.

Mme. Pauvert (C.):—Flower white, tinged with flesh, free. Growth vigorous.

Mme. Plantier (N.), Plantier 1835:—Flower pure white, free, full and lasting, in large clusters. Growth vigorous. Ar. W.

Mme. Portia Durel (Wich):—Flower pure snow white, very free. Growth vigorous. Ar. Perg. Pil.

Mme. P. Perne (T.):—Flower pure saffron yellow, changing to whitish yellow, beautiful in bud, medium size, semi-double. Growth vigorous.

Mme. Stoltz (D.):—Flower pale straw, cupped, sweetly scented, foliage light green. Growth vigorous.

Mme. Zoetmans (D.):—Flower creamy white shaded with buff, large, full, very light green foliage. Growth vigorous.

Modesty (H.T.), S. M'Gredy & Son 1916:—Flower the colour of the guard petals, apart from the general colouring of the flower, is washed with and has a deep veining of vermilion rose, the remaining colour of the bloom, generally, is a pearly cream, faintly flushed rose. The bloom is unusually long and pointed, of perfect form, sweetly scented. Growth vigorous; free flowering. Exh. G.

Molly Bligh (H.T.), Alex. Dickson & Sons 1917:—Flower deep maddery pink, heavily zoned orange madder at the base of the petals, large, ideal shape, musk rose perfume. Growth vigorous, branching; very floriferous.

Molly Sharman-Crawford (T.), Alex. Dickson & Sons 1908:—Flower delicate eau de nil white, which becomes purer as the flower expands, large, full, perfectly formed, perfumed, lasting a long time in good condition. Growth vigorous, bushy, free flowering. A. Cut. G.

Morgenglans (H.T.), G. A. van Rossem 1916:—Flower salmon flesh, semi-double; bud coppery orange, opening well. Growth vigorous; free flowering. Bed.

Morgenroth (H.T.):—Flower bright crimson, with white centre, large, very free, perpetual blooming. Growth vigorous. Pil.

Morletti (Boursault):—Flower purplish rose, large, flat, showy. Growth vigorous. Bu.

Morning Glow (T.) Wm. Paul & Son:—Flower bright rosy crimson, suffused with orange and fawn, large, full. Growth vigorous.

Moschata (Species):—Flower white, the wild briar of the Himalayas, single, large clusters, fragrant. Growth vigorous. Ar. Perg.

Moschata alba (Species):—Flower white with yellow stamens, large clusters. Growth vigorous. Pil. G.

Moschata fl. pl. (Species):—Flower white, double, summer flowering. Growth vigorous. Ar. Perg.

Moschata Himalayica (Species):—Flower white with yellow stamens,

single, summer flowering. Growth very vigorous. Ar. Perg.

Moscosa Japonica (Moss):—Flower crimson, very deeply mossed, the stems appear to be covered with apple green moss. Growth vigorous, distinct. Bu.

Mosella (poly pom.):—Flower white, tinted with pale rose, medium size, borne in panicles. Growth dwarf. Bed.

Mousseline (Moss):—Flower white, tinted when first opened. Growth vigorous. Bu.

Mousseux du Japon (Moss), Japan:—Flower deep rose, large, semi-double. Growth vigorous; well mossed. Distinct.

Moss Laneii (Moss):—Flower rosy crimson, well mossed. Growth vigorous. Bu.

Mons. Désir (T.):—Flower velvety crimson, often shaded with violet, large, double, good form. Growth vigorous.

Moonlight (Hybrid Musk), Rev. Pemberton 1913:—Flower white flushed with lemon-yellow, with golden stamens, semi-single, in clusters, sweetly scented. Growth vigorous.

Moyesii (Species) 1909:—Flower brownish scarlet, distinct in flower and foliage, single, summer flowering. Growth vigorous. Bu.

Mrs. Aaron Ward (H.T.), Jos. Pernet-Ducher 1907:—Flower Indian yellow, occasionally washed salmon rose, large, full, elongated, opening well. Growth vigorous, very floriferous. A. Cut. E. Exh. F. G. T.

Mrs. A. Byass (T.), Wm. Paul & Son:—Flower madder rose, shaded with crimson, occasionally marbled with white, especially fine in autumn. Growth vigorous.

Mrs. A. Glen Kidston (H.T.), Alex. Dickson & Sons 1916:—Flower of brilliant cinnamon (maddery orange), rosy carmine colour, which, as the bloom develops, becomes a charming deep rose, pointed, beautifully formed, very generously produced; delicate Persian perfume—which becomes sweetly, but strongly primrose tea. Growth vigorous, branching and erect, large beech green foliage. Bed.

Mrs. A. Kingsmill (Single):—Flower pale shell pink, very free. Growth vigorous. Bed.

Mrs. Alfred Tate (H.T.), S. M'Gredy & Son 1909:—Flower coppery-salmon, shaded fawn, strong, semi-double, long buds. Growth vigorous.

Mrs. Alfred Westmacott (T.):—Flower white, tinted pale rose, sometimes shaded with yellow. Growth vigorous.

Mrs. Allan Chandler (B.) :—Flower white, good foliage. Growth vigorous. T.

Mrs. Ambrose Riccardo (Pernet), S. M'Gredy & Son 1914 :—Flower deep honey yellow overlaid brighter yellow, of great size and substance, full, sweetly scented. Growth vigorous, free, perpetual flowering.

Mrs. Amy Hammond (H.T.), S. M'Gredy & Son 1911 :—Flower cream, shaded amber and apricot, large and full. Vigorous. Exh. G.

Mrs. A. M. Kirker (H.P.) :—Flower clear bright cerise, free flowering. Vigorous. Exh.

Mrs. Andrew Carnegie (H.T.), James Cocker & Sons 1913 :—Flower white, occasionally beautifully lemon tinted, very large, well formed, and every flower perfectly shaped, with high centre. Growth robust; very free. Exh. F.

Mrs. Annie Gregg (H.T.), Chaplin Bros., Ltd., 1920 :—Flower pale blush pink, shaded salmon, sweetly scented, well shaped. Growth vigorous and upright. Exh. G.

Mrs. Archibald Mackey (H.T.) :—Flower a large "Mrs. W. J. Grant." rather deeper in colour, fragrant. Growth vigorous. Bed. Exh.

Mrs. Archie Gray (H.T.), Hugh Dickson 1914 :—Flower deep creamy yellow, opening to clear light canary yellow, large, well formed, of great substance; long pointed buds opening freely. Growth upright, with shiny handsome foliage.

Mrs. Arthur E. E. Coxhead (H.T.), S. M'Gredy & Son 1910 :—Flower claret-red, shaded vermilion towards the edge, with bright rosy sheen towards base of petals, full, large, long and pointed, opening freely. Growth vigorous, very floriferous.

Mrs. Arthur Johnson (Pernet), S. M'Gredy & Son 1920 :—Flower rich orange yellow, shading to deep chrome yellow, large, of good form and substance, carried upright; sweetly scented, free, with attractive bronze green foliage. G. Bed.

Mrs. Arthur Munt (H.T.), Alex. Dickson & Sons 1909 :—Flower suffused peach on deep cream, which becomes creamy-ivory as the flower develops, large, full, perfectly formed, delicately tea-scented, opening well. Growth vigorous, very free flowering. A. Cut. G.

Mrs. Arthur Robert Waddell (H.T.), Jos. Pernet-Ducher 1908 :—Flower opening reddish salmon, reverse of petals rosy scarlet, large, moderately full, long bud, opening well, sweet-scented. Growth vigorous, floriferous. Distinct. T.

Mrs. Arthur Robichon (poly pom.) :—

Flower glowing rosy red. Growth dwarf. Bed.

Mrs. Bayard Thayer (H.T.) :—Flower pale pink; a form of the famous "Mrs. Charles Russell." Lasts well in cut state. Growth vigorous. Cut.

Mrs. Bellenden Kerr (H.P.), Guillot p. 1866 :—Flower pure white, centre slightly shaded with salmon, medium-sized, full, fragrant. Growth vigorous. A. Cut.

Mrs. Bertram J. Walker (Pernet), Hugh Dickson 1915 :—Flower clear bright cerise pink, large, full, of symmetrical form. Growth strong, vigorous, upright branching, free flowering. G. Bed. Exh.

Mrs. Bosanquet (C.), Laffay 1832 :—Flower white, with delicate flesh centre, cupped and free. Vigorous, free flowering.

Mrs. B. R. Cant (T.), B. R. Cant & Sons 1901 :—Flower bright rose, with silvery reflexes, large, full, sweet. Growth vigorous, very free. A. G.

Mrs. Bryce Allan (H.T.), Alex. Dickson & Sons 1916 :—Flower solid matte (coppery) carmine rose, large, globular, imbricated, borne on erect flower stalks; highly perfumed. Growth vigorous, erect wood, with beech green foliage. Exh.

Mrs. Bullen (Pernet), Jos. Pernet-Ducher 1916 :—Flower cochineal carmine, shaded with yellow, passing to carmine lake, large, moderately full. Growth vigorous, branching; continuous flowering.

Mrs. Campbell Hall (T.), Dr. Campbell Hall 1914 :—Flower creamy-buff suffused rose-carmine, with coral fawn centre, large, full, well formed. Growth vigorous.

Mrs. Charles Custis Harrison (H.T.), Alex. Dickson & Sons 1910 :—Flower deep carmine pink with shaded crimson reflex, large and free. Growth vigorous.

Mrs. C. E. Salmon (H.T.), F. R. Cant & Co. 1917 :—Flower soft salmon pink, suffused orange, with yellow base, single, in long trusses. Growth vigorous.

Mrs. C. E. Shea (H.T.), S. M'Gredy & Son 1917 :—Flower brilliant madder red, shot with glowing scarlet, outer petals show a deep rose shading on an orange base, of medium size and good form. Bed.

Mrs. Chaplin (H.T.), Chaplin 1917 :—Flower creamy pink with yellow base, large and full, opens well. Growth vigorous.

Mrs. Charles E. Allan (H.T.), Hugh Dickson 1911 :—Flower pale neutral orange, changing to clear ochre and yellowish buff with age, medium, very full, and perfectly formed; buds

long and pointed. Growth vigorous, very free. G.

Mrs. Charles E. Pearson (Pernet), S. M'Gredy & Son 1913:—Flower orange, flushed red, apricot, fawn and yellow, of medium size, fine form, sweet perfume. Growth vigorous, free branching. Bed.

Mrs. Charles Hunter (H.T.), Wm. Paul & Son 1912:—Flower rosy crimson, changing to rose colour as it expands, very bold, with large handsome petals, produced on strong upright stalks. Growth vigorous, free flowering. Bed. F.

Mrs. Charles Lamplough (H.T.), S. M'Gredy & Son 1920:—Flower soft lemon chrome throughout; large size, depth, and substance, sweetly scented. Exh. Cut.

Mrs. Charles Read (H.T.), Elisha J. Hicks' 1914:—Flower pale cream, tinted deep peach, base of petals tinted golden yellow, of fine shape, tea perfume, long bud. Growth vigorous, free flowering. Bed. G.

Mrs. Charles Russell (H.T.), Waban Conservatories 1913:—Flower rosy carmine, with rosy scarlet centre, large, full, fine form. Growth vigorous, free branching. F. Exh.

Mrs. Conway Jones (H.T.):—Flower creamy white, flushed with salmon pink, large, deep petals, good foliage. Growth vigorous. Exh.

Mrs. Cornwallis-West (H.T.), Alex. Dickson & Sons 1911:—Flower colour between shell and rose pink, on purest white, large, full, imbricated form; opening well. Growth vigorous, erect. Exh.

Mrs. Curnock Sawday (H.T.), E. J. Hicks 1920:—Flower shell satiny-pink, edged salmon-pink, with broad and stout petals, full and pointed, well shaped. Growth vigorous.

Mrs. C. V. Haworth (Pernet), Alex. Dickson & Sons 1919:—Flower of cinnamon apricot colour as it expands, developing into a delicate biscuit buff with very delicate cerise rose sheen on the reflex of the large upstanding shell-shaped petals, which are deeply veined saffron primrose, fairly full; highly-perfumed Persian-Primrose and produced in great profusion on rigid flower stalks. Growth vigorous, erect, branching. Bed.

Mrs. G. W. Dunbar-Buller (H.T.), Alex. Dickson & Sons 1919:—Flower veined, warm, clear rosy deep carmine, with lemon base, opening to rose madder; the reflex of the petals is solid rosy cerise, large, imbricated form, strongly perfumed. Growth erect; leathery deep green foliage;

a profuse bloomer. Distinct. Exh. Bed. P.

Mrs. David Ballie (H.T.), Hugh Dickson 1912:—Flower bright madder carmine, with the delicate veinings of the petals a deeper shade, medium, of camelia form, with petals evenly reflexed, high-pointed centre, opening freely, sweetly perfumed. Growth strong, free branching, upright, free flowering. Bed. Cut.

Mrs. David Jardine (H.T.), Alex. Dickson & Sons 1908:—Flower bright rosy pink, shading in the outer petals to salmon pink, very large, full, of imbricated form, highly perfumed. Growth vigorous, erect, floriferous. C. Exh. F. G.

Mrs. David M'Kee (H.T.), Alex. Dickson & Sons 1904:—Flower amber white, changing to sulphury white, large, full, opening well, fragrant. Growth vigorous, free flowering. A. Cut. Exh. F. G. P.

Mrs. Dudley Cross (T.), Wm. Paul & Son 1907:—Flower pale chamois yellow, tinted in autumn with rose and crimson, large, full, and sweet. Growth vigorous, floriferous. Exh.

Mrs. Dunlop-Best (H.T.), Elisha J. Hicks' 1916:—Flower reddish apricot, base of petals coppery yellow; sweetly scented. Growth strong and branching; very free and decorative; free from mildew. G.

Mrs. E. Alford (H.T.), Lowe & Shawyer 1913:—Flower silvery-pink, large, full and free. Vigorous.

Mrs. Edith Stanley (H.T.), W. Easlea 1919:—Flower creamy-white, richly shaded with Indian yellow; exquisite shape. Growth vigorous.

Mrs. Edward Clayton (C.):—Flower coppery yellow tinted with white, edges of petals carmine. Growth vigorous.

Mrs. Edward Mawley (T.), Alex. Dickson & Sons 1899:—Flower mauve rose with bright rosy scarlet reflexes, shaded salmon, very large, full, high-centred, very sweetly scented. Growth vigorous, free flowering. A. Cut. Exh. G.

Mrs. Edward Powel (H.T.), P. Bernaix 1910:—Flower velvety crimson, large, full, of exquisite shape. Growth vigorous, very floriferous.

Mrs. E. G. Hill (H.T.), Souper & Notting 1906:—Flower pale pink with coral-red reverse, pointed, full buds. Growth vigorous. Bed.

Mrs. E. J. Holland (H.T.), S. M'Gredy & Son 1909:—Flower deep salmon rose with paler edges, large and full. Vigorous.

Mrs. Elisha J. Hicks (H.T.), Elisha J. Hicks 1919:—Flower soft flesh pink, nearly white, scented, lasting and free. Growth erect. Exh. G.

Mrs. E. Townshend (H.T.), P. Guillot 1910:—Flower soft chamois rose, reverse of petals orange carmine, passing to rosy flesh towards the edge, large, full, globular. Growth vigorous, very free. Bed.

Mrs. Farmer (Pernet), Jos. Pernet-Ducher 1918:—Flower Indian yellow, reverse of petals reddish apricot, large, semi-double. Growth very vigorous, branching; foliage bronzen-green.

Mrs. Foley-Hobbs (T.), Alex. Dickson & Sons 1910:—Flower delicate ivory-white, faintly tinged clear pink on the edges of petals, very large, full, well formed, tea-perfumed. Growth vigorous, free, erect. Exh. Cut.

Mrs. Forde (H.T.), Alex. Dickson & Sons 1913:—Flower deep carmine-rose on delicate rose-pink with yellow base, large, full, and perfect. Growth vigorous.

Mrs. Frank Bray (H.T.), Alex. Dickson & Sons 1912:—Flower deep coppery ecru, developing as flower opens to a delicate fawn, with a shade of ivory shell pink, large, full, well formed, fragrant. Growth vigorous and branching, free flowering. G. Bed.

Mrs. Frank Cant (H.P.), F. Cant & Co. 1897:—Flower beautiful clear pink, the edge and back of petals silvery white, scented, large, very full, perfectly formed, summer, free flowering. Growth vigorous. Exh.

Mrs. Franklin Dennison (H.T.), S. M'Gredy & Son 1915:—Flower porcelain white, veiled primrose yellow, deepening to ochre at base, beautifully pointed, of great substance; very large, perfumed. Growth vigorous; free flowering. G. Exh.

Mrs. Frank W. Dunlop (H.T.):—Flower rich pink, good foliage. Growth vigorous.

Mrs. Frank Workman (H.T.):—Flower deep coral pink, free flowering. Growth vigorous.

Mrs. Fred Cook (Austrian Briar), Easlea 1920:—Flower light terracotta, edged with silvery white, large and full, free. Growth moderate.

Mrs. Frederick W. Vanderbilt (Pernet), S. M'Gredy & Son 1913:—Flower deep orange red, shaded bronze apricot red, large, perfect in shape and form; very fragrant. Growth vigorous; very free flowering. Exh. G. Bed.

Mrs. Fred Searl (H.T.), Alex. Dickson & Sons 1917:—Flower fawny shell pink, the reflex of petals warm silvery carmine rose, deeper at edges, inside of petals richest fawn, large size, globular form, produced in profusion; tea perfumed. Exh.

Mrs. Fred Straker (H.T.), Alex. Dickson & Sons 1910:—Flower orange crimson to silvery fawn with orange pink reflex, spiral form, free. Growth free.

Mrs. F. W. Flight (Mult. ramb.), Cutbush 1905:—Flower deep pink with blush centre, semi-double, in large trusses. Growth vigorous, early flowering. Ar. Pig. H.

Mrs. F. W. Sanford (H.P.), Curtis & Sanford 1897:—Flower blush, large, full. Growth very vigorous, free.

Mrs. George Dickson (H.P.), Bennett 1884:—Flower deep rose pink, changing to bright pink, large, double. Growth vigorous, floriferous. A. Cut. T.

Mrs. George Gordon (H.T.), Hugh Dickson 1915:—Flower bright rosy-pink, flushed and edged with silvery-pink, with yellow base. Growth vigorous. G.

Mrs. George Marriott (H.T.), S. M'Gredy 1918:—Flower deep cream and pearl, suffused rose and vermilion, very large, of perfect form. Exh. Bed.

Mrs. George Norwood (H.T.), Elisha J. Hicks 1914:—Flower bright rich pink, large and perfect, full, scented. Growth vigorous. Exh.

Mrs. George Preston (H.T.):—Flower silvery rose pink. Very vigorous.

Mrs. George Roupell (H.T.), Elisha J. Hicks, 1916:—Flower coppery-yellow shaded orange, free flowering. Vigorous.

Mrs. George Shawyer (H.T.), Lowe & Shawyer 1911:—Flower brilliant, clear rose pink, large, well formed, carried on stiff stems, long bud opening well. Bed. Cut.

Mrs. Gordon Sloane (H.T.), Alex. Dickson & Sons 1912:—Flower delicate copper sheen on deep salmon-pink, free. Growth vigorous.

Mrs. G. W. Kershaw (H.T.), Alex. Dickson & Sons 1906:—Flower glowing deep rose-pink, large, full, of perfect form, opening well. Growth vigorous, floriferous. Exh. G. T.

Mrs. Harold Brocklebank (H.T.), Alex. Dickson & Sons 1907:—Flower creamy-white, centre buff, base of petals soft golden yellow, outer petals frequently tinted with salmon rose, large, full, perfect form, sweetly perfumed. Growth vigorous, very free flowering. Exh. G. Cut.

Mrs. Harwey Thomas (H.T.), P. Bernaix 1905:—Flower carmine lake, shaded coppery red, base of petals canary yellow, large, full, sweet, elongated bud. Growth vigorous and free. Distinct. T. A. Cut.

Mrs. H. D. Green (H.T.), Walter Easlea 1918:—Flower reddish bronze, opening to flame and coppery-pink, very fragrant, produced on fine erect stems. Growth vigorous; the ample foliage is of beetroot colour, affording a pleasing contrast to the flowers. Exh. G.

Mrs. Henry Balfour (H.T.), S. M'Gredy & Son 1918:—Flower ivory white with primrose shading at the base, edge of petals vermilion rose like a picotee. Exh. G.

Mrs. Henry Bowles (H.T.), Chaplin Bros., Ltd., 1921:—Flower soft rose pink, large, full, scented, deep petal, good shape, form after "Mrs. W. J. Grant"; free flowering, handsome foliage. Growth vigorous and erect. Exh. Cut. F. Bed.

Mrs. Henry Morse (Pernet), S. M'Gredy & Son 1919:—Flower bright rose, washed vermilion, with clear vermilion veining on petals, which are of size and substance, perfect in shape and form; sweetly scented. Exh. Bed. Cut.

Mrs. Herbert Hawksworth (T.), Alex. Dickson & Sons 1912:—Flower deeply zoned delicate ecru on milk white, of good size and globular form, with smooth, shell-shaped and massive petals, tea perfumed. Growth robustly vigorous and free flowering. G.

Mrs. Herbert Stevens (T.), S. M'Gredy & Son 1910:—Flower white with a fawn and peach shading towards centre, perfectly formed, tea perfume. Growth vigorous, free-growing, very floriferous. Bed. Exh. G.

Mrs. H. R. Darlington (H.T.), S. M'Gredy & Son 1920:—Flower creamy yellow, very large, good shape and form, with enormous petals. Growth free and upright. Exh. G.

Mrs. Hubert Taylor (T.), Alex. Dickson & Sons 1909:—Flower shell-pink edged with ivory and creamy-white, large, well formed. Vigorous.

Mrs. Hugh Dickson (H.T.), Hugh Dickson 1915:—Flower deep cream with heavy suffusion of orange and apricot, large, of superb build, with high pointed centre, delightful perfume. Growth vigorous; very free flowering. Exh. Cut. G.

Mrs. Isabelle Milner (H.T.):—Flower ivory white, suffused with pink, and delicately margined with mauve, extra large, good form. Growth vigorous.

Mrs. James Cocker (H.P.), Cocker 1899:—Flower delicate pale pink, globular, large, full. Growth very vigorous. Exh.

Mrs. James Lynas (H.T.), Hugh

Dickson 1914:—Flower pearly pink at base of petals, flushed delicate rosy peach at edges and on reverse of petals, large, full, beautifully formed. Growth strong, vigorous, upright branching; free. Exh. G.

Mrs. J. Fred Hawkins (H.T.):—Flower rosy salmon pink, large trusses, very floriferous. Vigorous. Bed.

Mrs. J. H. Welch (H.T.), S. M'Gredy & Son 1911:—Flower brilliant rose-pink, free, large, well formed. Growth vigorous. Exh. G.

Mrs. John Bateman (H.T.):—Flower deep china rose. Vigorous.

Mrs. John Cook (H.T.), John Cook 1919:—Flower white suffused with delicate pink. The colour varies with the season, the flush of pink being more pronounced during cool weather, while the bloom is almost white during the long days of bright sunshine. Growth strong, free. A welcome addition to "White Killarney."

Mrs. John Forster (H.T.):—Flower rich vermilion, sweetly scented. Growth vigorous. Exh. G.

Mrs. John Laing (H.P.), Bennett 1887:—Flower soft pink, shaded lilac, large, full, finely shaped, globular, fragrant. Growth vigorous, early and late flowering. A. Cut. Exh. F. G. T.

Mrs. John R. Allan (Pernet), Hugh Dickson 1920:—Flower bright clear soft rosy pink, large, full, and high centred, of good form, with thick leathery petals, nicely reflexed at the edges. Growth strong and robust, of moderate height. Exh. G.

Mrs. John Sneden (H.T.), P. Bernaix 1918:—Flower cherry red shaded amethyst, with madder red centre; edges of petals white, full. Floriferous.

Mrs. Leonard Petrie (H.T.), Alex. Dickson & Sons 1910:—Flower sulphur yellow with claret shading on the reverse of petals, large; full, fragrant. Growth vigorous, free. Bed.

Mrs. Littlaton Dewhurst (Wich), Pearson 1908:—Flower pure white, double, in large loose trusses. Growth very vigorous. A. Perg. Pil.

Mrs. Mackellar (H.T.), Alex. Dickson & Sons 1915:—Flower centre deep citron or delicate pure canary, becoming pearly primrose white as the blooms expand, large, with high pointed centre, produced on rigid flower stalks; fragrant. Growth vigorous, stiff and erect, floriferous. G. P.

Mrs. Maynard Sinton (H.T.), S. M'Gredy & Son 1910:—Flower silvery-

white with porcelain shadings, pointed, full, good form, large. Growth vigorous.

Mrs. M. J. Spencer (H.T.), Hugh Dickson 1920:—Flower clear bright golden yellow, very sweetly scented, large, full, freely produced, foliage bright vivid green, summer and autumn. Growth vigorous and branching, mildew proof. Bu. G.

Mrs. Mona Hunting (H.T.), Hugh Dickson 1916:—Flower deep chamois yellow, opening to pure fawn, medium sized, full; buds long and pointed. Growth free and branching. G. Bed.

Mrs. Moorfield Storey (H.T.), E. G. Hill Co. 1915:—Flower delicate pale pink, large, borne on stiff erect stems. Growth strong, vigorous and upright.

Mrs. Muir Mackean (H.T.), S. M'Gredy & Son 1912:—Flower bright carmine crimson, of perfect shape and form, fragrant. Growth vigorous, perpetual flowering. Exh. G.

Mrs. Myles Kennedy (T.), Alex. Dickson & Sons 1906:—Flower silvery white shaded buff, with pink centre, large, full, perfect shape. Growth vigorous. Exh.

Mrs. Oakley Fisher (H.T.), B. Cant 1921:—Flower cream and apricot, single, free and decorative, sweetly scented. Growth vigorous.

Mrs. O. G. Orpen (D.) (O. G. Orpen), B. R. Cant & Sons 1906:—Flower pale rosy pink, single, summer flowering. Growth vigorous. Bu. Pil.

Mrs. Paul (B.), G. Paul 1891:—Flower blush white shaded with peach pink, camelia-like. Growth vigorous. Bed.

Mrs. Peter Blair (H.T.), Alex. Dickson & Sons 1906:—Flower lemon chrome, with golden-yellow centre, medium size, moderately full, good shape, opening well, deliciously perfumed. Growth vigorous, floriferous. Bed. Cut. F. G.

Mrs. P. H. Coats (H.T.), Hugh Dickson 1909:—Flower delicate milky white, large, fairly full. Growth vigorous, free flowering. Bed.

Mrs. Philip Le Cornu (H.T.), Philip Le Cornu 1911:—Flower glowing cerise crimson, medium-sized, moderately full. Growth vigorous; very free and continuous flowering. Exh. Bed.

Mrs. P. O. Baudet (H.T.):—Flower carmine rose, flecked with salmon yellow. Growth vigorous.

Mrs. Ramon de Escofet (Pernet), Walter Eastlea 1919:—Flower of intense flame crimson colour, in the way of "George C. Waud," but

larger. Growth vigorous; very perpetual. Exh. Cut.

Mrs. R. D. M'Clure (H.T.), Hugh Dickson 1913:—Flower brilliant salmon pink, large, full, of fine form, produced on strong erect footstalks. Growth vigorous, free, branching. Exh. G.

Mrs. Redford (Pernet), S. M'Gredy & Son 1919:—Flower bright apricot-orange, perfect shape, petals reflexed, sweetly scented. An upright grower with beautiful holly-like, mildew proof foliage; very free blooming. A great advance in hybrid teas. Bed.

Mrs. Reynolds Hole (T.), P. & C. Nabonnand 1900:—Flower cochineal carmine, shaded purple rose, reflexed carmine lake, large, full. Growth vigorous, free. A.

Mrs. R. G. Sharman Crawford (H.P.), Alex. Dickson & Sons 1894:—Flower deep rosy pink, outer petals shaded with pale flesh, edges and base of petals white, large, full, of cupped form, imbricated. Growth vigorous, floriferous. A. Cut. Exh. F.

Mrs. Richard Draper (H.T.), Hugh Dickson 1912:—Flower bright reddish satiny-pink to silvery-flesh, perfect form, sweetly scented. Growth vigorous.

Mrs. Rosalie Wrinch (H.T.), Brown 1915:—Flower shell pink, large, semi-double, free. Very vigorous.

Mrs. Sam Ross (H.T.), Hugh Dickson 1912:—Flower shades from pale straw colour to light chamois yellow, with a distinct flush of buff on reverse of petals, very large, full, very sweetly scented. Growth strong, vigorous, and upright; very free.

Mrs. S. T. Wright (T.), Alex. Dickson & Sons 1914:—The guard petals are delicate cadmium old gold; the centre petals have a suffusion of pure rose pink on cadmium orange chrome, of a splendid constitution, perfumed. Very floriferous.

Mrs. S. K. Rindge (H.T.):—Flower clear rich chrome yellow, pointed. Growth vigorous.

Mrs. Stewart Clark (H.T.), Hugh Dickson 1907:—Flower bright cerise pink to brilliant rose, scented, free and perpetual, glossy green foliage. Growth vigorous and branching. Exh.

Mrs. S. Treseder (T.):—Flower lemon yellow, distinctly coloured. Growth vigorous.

Mrs. T. Delacourt (H.T.):—Flower reddish salmon, shaded clear yellow, long rosy scarlet buds, good foliage. Growth vigorous.

Mrs. Theodor Roosevelt (H.T.),

E. G. Hill Co. 1902:—Flower silvery rosy white, reverse of petals peach coloured, large, full, of imbricated form, sweet-scented. Growth vigorous, upright, very floriferous. A. Exh. G.

Mrs. T. Hillas (H.T.), Jos. Pernet-Ducher 1913:—Flower pure chrome yellow without shading, large, full, of elongated cupped form; buds golden yellow, long and pointed. Growth very vigorous; erect, branching habit. Exh. G.

Mrs. Tom Paul (H.T.), Hugh Dickson 1920:—Flower saffron yellow suffused with pink, large and full; long pointed bud carried on long stems. Growth vigorous, upright; free and continuous flowering. Exh. Bed. Cut.

Mrs. W. A. Lindsay (H.T.), Hugh Dickson 1920:—Flower delicate peach pink, heavily zoned golden yellow and fawn, medium, produced in great profusion; buds long and pointed, very sweetly scented. Growth free, branching and upright; foliage dark green; continuous flowering. G. Bed.

Mrs. Wallace H. Rowe (H.T.), S. M'Gredy & Son 1912:—Flower bright "Sweet Pea Mauve," large, full, of good form. Growth perfect, free flowering. Distinct.

Mrs. Walter Easlea (H.T.), Alex. Dickson & Sons 1910:—Flower glowing crimson carmine, deepening to intense crimson-orange, back of petals satiny crimson, large, full, fragrant. Growth robust, vigorous and erect. Exh. F. G.

Mrs. Walter E. Martin (H.T.), L. Reymond 1912:—Flower inside of petals clear rose, outside of petals rosy white, large, moderately full. Growth vigorous, erect.

Mrs. Wakefield Christie-Miller (H.T.), S. M'Gredy & Son 1909:—Flower pearly blush, shaded salmon, outside of petals clear vermilion rose, large, full. Growth vigorous, very free. A. Cut. Exh.

Mrs. Wemyss Quin (Pernet), Alex. Dickson & Sons 1914:—Flower intense lemon-chrome, washed with a delicate, but solid, maddery orange, becoming deep, non-fading canary yellow with age, the guard petals are tinged crimson orange, with odd reflexes, tipped brilliant, coppery crimson, of excellent form; very sweetly scented. Growth vigorous, branching, very floriferous. Distinct.

Mrs. Wilford Lloyd (H.T.):—Flower light rose pink, free. Growth vigorous.

Mrs. William Cooper (H.T.):—Flower deep rose flesh, sweetly

scented, good foliage, strong grower. Growth vigorous.

Mrs. Wm. H. Cutbush (poly pom.), Levavasseur & fils 1906:—Flower silvery rosy pink, large for its class, double. Growth vigorous, free, continuous flowering. Bed. E. G. P. T.

Mrs. W. T. Massey (Single):—Flower deep saffron yellow, prominent anthers. Growth vigorous. Bed.

Muriel Dickson (Pernet), Hugh Dickson 1915:—Flower deep reddish copper, paling with age to cherry red with coppery shadings; buds long and pointed, freely produced from the earliest season till late autumn. Growth strong and branching. Distinct. Bed.

Muriel Graham (T.), Alex. Dickson & Sons 1896:—Flower pale cream, faintly flushed with rose, centre peach colour. In growth and character similar to "Catherine Mermet," of which it is a sport.

Muriel Jamison (Single), Hugh Dickson 1910:—Flower deep orange cadmium with Japanese yellow stamens, single, free. Growth vigorous.

Multiflora (Species) from Japan 1781:—Flower pure white, large trusses, early. Growth very vigorous. Ar. Perg.

Multiflora grandiflora (Species), Bernaix 1886:—Flower pure white, known also as "polyantha grandiflora"; single, early. Growth very vigorous. Ar. Perg.

My Maryland (H.T.), Cook 1909:—Flower bright salmon-pink with paler edges, free, fragrant. Vigorous.

Myrianthes Renoncule (Evergreen):—Flower blush edged with rose, small, double, large clusters, dark green shining foliage. Growth very vigorous. Ar. Perg. Pil.

Naarden (H.T.), G. A. van Rossem 1913:—Flower creamy white with salmon yellow centre, large, and full, of perfect form. Growth vigorous; very floriferous.

Naiad (H.B.):—G. Paul 1915:—Flower apricot-fawn to shell-pink and rosy-white, large and semi-double. Growth vigorous. Bu. H.

Nardy (T.), Nabonnand 1888:—Flower coppery salmon, large and full, globular, fragrant. Growth vigorous, climbing, free flowering. Perg. Pil.

Natalie Böttner (H.T.), J. Böttner 1909:—Flower soft creamy yellow, large, full, perfectly formed. Growth vigorous, free. Bed. Cut. F. G.

Nathalie Nypels (poly pom.), M.

Leenders & Co. 1919:—Flower rose Neyron red, changing to hydrangea pink, produced in large corymbs. Growth vigorous, floriferous. Bed. E.

National Emblem (H.T.), S. M'Gredy & Son 1915:—Flower dark crimson, overlaid velvety crimson, shading to vermilion towards edges, full, sweetly scented; buds long and pointed, perfect in shape and form. Growth vigorous, free flowering; foliage very glossy and mildew proof. Bed. Cut.

Nederland (H.T.), H. A. Verschuren & Zonen 1919:—Flower deep red, very large, of fine form, borne on strong flower stalks. Growth vigorous. Exh. Cut.

Neillie Parker (H.T.), Hugh Dickson 1916:—Flower pale creamy white, with deeper centre, frequently flushed with blush at the tips of the petals, large, very full, of beautiful form, freely and abundantly produced. Growth strong, vigorous, upright branching, large handsome foliage.

Nelly Verschuren (H.T.), H. A. Verschuren & Zonen 1918:—Flower of clear yellow colouring; handsome foliage. Cut.

Nemesis (Red Pet) (C.):—Flower deep red, full, double. Growth very dwarf and compact.

Nerissa (H.T.), Wm. Paul & Son 1912:—Flower creamy yellow shaded with white, centre of flower tinted peach colour, very large, full and fine shape. Growth vigorous. Exh. G.

Newport Fairy (Mult. ramb.):—Flower pink with white eye, single, free flowering. Growth very vigorous. Ar. Pil. Perg.

Niponensis (Species):—Flower rosy red, single. Growth vigorous, distinct.

Nitida (Species):—Flower rose pink, large, single, scarlet fruits. Growth vigorous.

Niphotos (T.), Bougère-Breton 1843:—Flower pure white, sometimes pale lemon, large, full, long pointed buds, very sweet. Growth moderate, very free flowering. Cut. F. P.

Nita Weldon (T.), Alex. Dickson & Sons 1909:—Flower ivory-white, edged blush, long and pointed. Growth vigorous.

Nivea (Villosa) (Species):—Also called "Moschata Alba"; flowers white tinted with pink, prominent golden stamens, large. Growth vigorous.

Noblesse (H.T.), S. M'Gredy & Son 1917:—Flower apricot primrose yellow, the outer portion of the petals being flushed deep pearl pink tinged

rose. Growth vigorous, very free flowering.

Noella Nabonnand (T.):—Flower velvety crimson, extra large petals, semi-double. Growth vigorous.

Non Plus Ultra (Mult. ramb.):—Flower a dark coloured fawn of crimson rambler. Growth very vigorous. Ar. Pil. Perg.

Nova Zembla (rug.), H. W. Mees 1906:—Flower pure white, centre rosy white, large, full, fragrant. Growth vigorous, hardy; a white form of "Conrad Ferdinand Meyer." Bu. Cut. H. G.

Nuits d'Young (Moss):—Continental 1845:—Flower blackish crimson, double and well mossed, fragrant. Growth vigorous. Bu.

Nurse Cavell (poly pom.):—Flower a dark red sport from "Orleans" rose. Growth dwarf. Bed. E.

Nutkaensis (Species):—A rose from the Western United States, flower pink, large, single, glaucous foliage. Growth vigorous.

Nutkana (Species):—Flower deep rose, free flowering, bright red hips. Growth vigorous. Suited for wild garden.

Nuttalliana (Species):—Flower pale rose, free flowering, whole length of shoots, followed by bright coral tips. Growth vigorous.

Nymph (Mult. ramb.), Wm. Paul & Son:—Flower the colour of apple blossom, single, produced in great profusion, early summer flowering. Growth very vigorous. Ar. Pil.

Oberhofgartner A. Singer (H.P.) P. Lambert 1914:—Flower clear cochineal carmine, centre strawberry red, large, full, very sweet, produced singly. Growth bushy, very free flowering. A. Cut.

Oberhofgärtner Terks (H.T.), N. Welter 1902:—Flower mauve rose shaded lilac rose, large and full, bud long. Growth vigorous, free flowering. Exh.

Oeillet (Prov.), Dupont 1800:—Flower pink colour, of medium size, full. Growth moderate.

Oeillet parfait (Gallica), Foulard 1841:—Flower red, striped lilac and purple, of medium size, full, of flat form. Growth dwarf.

Okonomierat Echtermeyer (H.T.), P. Lambert 1913:—Flower deep carmine rose with clearer and darker shadings, very large, of regular form, fragrant, pointed buds. Growth vigorous, erect branching; very free. Bed. Cut.

Old Blush China Rose (C.), Gronovius 1704:—Flower bright silvery-

pink, semi-double, in clusters, free. Growth vigorous. Bed. E.

Old Cabbage Rose (Prov.), L'Obel 1581:—Flower deep rosy-pink, open and globular, fragrant. Growth vigorous. Bu.

Old Crimson (Moss):—Flower crimson, full, double, sweetly scented, well-mossed. Growth vigorous. Bu.

Old Crimson China Rose (C.), Gilbert Slater 1789:—Flower deep velvety-crimson, semi-double, in clusters. Growth vigorous.

Old Double Scarlet (C.):—Flower scarlet, free flowering. Growth dwarf. E.

Old Gold (H.T.), S. M'Gredy & Son 1913:—Flower vivid reddish orange with rich coppery red and coppery apricot shadings, of medium size, moderately full, carried rigidly upright; sweetly scented. Growth vigorous, continuous flowering; mildew proof. Bed. Cut. F.

Old Maiden's Blush (Alba), Dean Turner 1551:—Flower beautiful blush-double, with grey foliage. Growth white, with deeper centre, semi-vigorous.

Old Pink Moss Rose (Moss), Furber 1724:—Flower pale rose-pink, large, double, in clusters, buds well mossed, fragrant. Growth vigorous. Bu.

Old Purple (Moss):—Flower purple tinted with blue. Growth vigorous. Makes a fine tree.

Old Red French Rose (G.), Dean Turner 1551:—Flower rosy-red, self, semi-double, in clusters. Growth vigorous.

Old Rosa Mundi (G.), L'Obel 1581:—Flower rose-red striped and variegated with white, fragrant. Growth vigorous.

Old Scotch Roses (Scotch), Brown 1793:—Flower yellow, white, pink, rose, and crimson, double and single. Growth dwarf. Bed. H.

Old Stanwell Perpetual (Scotch), Lee 1799:—Flower pale blush with pink centre, small and double. Growth dwarf. Bed. H.

Old Sweet Briar (S. Briar), Turner 1538:—Flower bright pink, single, with apple scented leaves. Growth very vigorous. Bu. H.

Old White Bath Moss Rose (Moss), Salter 1810:—Flower paper-white, full, globular, well-mossed. Growth vigorous. Bu.

Old White Cabbage Rose (Prov.), Grimwood 1777:—Flower paper-white flowers, double and globular, fragrant. Growth very vigorous. Bu.

Old York and Lancaster Rose (D.), Nicholas Monardes 1551:—Flower white to pale flesh, striped and variegated, with rose and carmine red,

semi-double. Growth vigorous. Bu.

Oilet Flamand (G.):—Flower rose, striped white and red. Growth vigorous. Bu.

Olive Whittaker (H.T.), Walter Easlea 1920:—Flower rich coppery rose to cerise and salmon; exquisite in bud. Cut. G.

Omiensis (Species):—Flower a new and very distinct species from China.

Ophelia (H.T.), Wm. Paul & Son 1912:—Flower salmon-flesh shaded with rose, large, of perfect shape, standing up well on long stiff stems. Growth vigorous, very free flowering. Exh. F. Bed. Cut.

Ophelia Supreme (H.T.), U.S.A. 1919:—Flower salmon-flesh, shaded with bright rose, large and perfect form. Growth vigorous.

Ophirie (N.), Goubault 1841:—Flower turkey red tinted madder lake, medium size, full, globular, fragrant. Growth vigorous, climbing, very free.

Oraonta (H.T.):—Flower brilliant glistening shell pink, good foliage. Growth vigorous.

Orléans-Rose (poly pom.), Levavasseur & fils 1909:—Flower brilliant geranium red, suffused rose Neyron red, with white centre and carmine petals. Growth vigorous, bushy, free flowering. A. Bed. E. F. G. P. T.

Oscar Cordel (H.P.), P. Lambert 1897:—Flower brilliant deep rose pink, very large, full, sweet, produced singly; a good rose in autumn. Cut. F. G.

Othello (H.T.):—Flower dark crimson. Growth very vigorous.

Padre (H.T.), B. R. Cant & Sons 1920:—Flower with fine long petals of coppery scarlet colouring, flushed with yellow at the base; produced on long shoots. Growth strong and upright; free flowering. Bed.

Panachée de Lyon (H.P.), Dubreuil 1895:—Flower china rose, striped brilliant purple, of medium size, full, fragrant. Growth vigorous.

Panachée d'Orléans (H.P.), Dauvesse 1854:—Flower pale pink striped deep rose pink, medium, full, fragrant. Growth vigorous. Cut.

Panachée double (Gallica), Vibert 1839:—Flower striped lilac and rose, of medium size, double. Growth moderate.

Papa Gontier (T.), Nabonnand 1882:—Flower purple rose, shaded carmine lake, large, semi-double, sweetly scented. Growth vigorous, very free. A. Cut. F. T.

Papa Hemeray (poly. pom.):—

Flower bright crimson with white centres, large trusses, single; distinct. Growth dwarf. Bed. E.

Papa Lambert (H.T.), P. Lambert 1899:—Flower purple rose with deeper centre, large, very full, opening well, strongly perfumed. Growth robust, free flowering. Cut. Exh. F. G.

Papillon (T.):—Flower coppery salmon rose, semi-double, medium size. Growth vigorous.

Paquerette (poly pom.):—Flower pure white, produced in panicles, small, double. Growth dwarf. Bed. E.

Paradise (Wich ramb.), Walsh 1907:—Flower white edged with pink, small petals, single flowers in large clusters, twisted. Growth very vigorous, distinct. Ar. Pil. Perg.

Parkfeur (Austrian Briar):—Flower brilliant scarlet red, medium size, semi-double, single; summer flowering. Growth vigorous. Bu. H.

Parseval (H.T.), J. C. Schmidt 1912:—Flower delicate cream, shaded apricot towards the centre, suffused rose when opening, large and full, opening well. Growth vigorous, branching, very free flowering. Exh.

Paul Noël (Wich ramb.), Easlea 1920:—Flower yellowish-salmon rose. Growth very vigorous. Ar. Pil. Perg.

Paula (T.), G. Paul & Son 1908:—Flower sulphur yellow with deeper centre, large, double, very sweet. Growth vigorous, branching, floriferous. A. G. Exh.

Paula Clegg (H.P.), H. Kiese & Co. 1912:—Flower scarlet crimson, large, full, sweetly scented. Growth vigorous.

Pauline Bersez (H.T.):—Flower creamy white with yellow centre, large, full. Growth vigorous.

Paul Lafont (H.T.), P. Guillot 1920:—Flower golden yellow, gradually shading to white, of globular form. Growth moderate, hardy, foliage bronze green; very floriferous.

Paul Lédé (H.T.), Jos. Pernet-Ducher 1902:—Flower fine carmine rose shaded with yellow, large, moderately full, cupped, very sweet, elongated bud. Growth vigorous, very free flowering. A. Cut. Exh. F. G. T.

Paul Nabonnand (T.), Nabonnand 1877:—Flower bright rose centre, sometimes salmon coloured, large, full, sweet scented. Growth vigorous, free flowering. A. Cut. F. G.

Paul Neyron (H.P.), Levet 1869:—Flower pure rose Neyron red, very large and full. Growth vigorous, free flowering. One of the largest Roses in existence. A. Cut. Exh. F. G.

Paul Ploton (Mult. ramb.):—Flower glowing carmine, double, rosette shaped. Growth vigorous. Ar. Pil.

Paul's Lemon Pillar (N.), Wm. Paul & Son:—Flower pale lemon, coming palest sulphur yellow. Growth vigorous. Pil.

Paul's Scarlet Climber (Wich):—Flower vivid scarlet, shaded with crimson, flowering in great profusion, large clusters of medium size, semi-double. Growth very vigorous. Pil. Perg.

Paul's Single White (H.P.):—Flower pure white, large, single. Growth vigorous.

Paul Trason (Wich ramb.), Barbier 1902:—Flower rose-coloured, flowers large and double, scented with tea rose scent. Growth vigorous. Pil.

Pax (Hybrid Musk), Rev. J. H. Pemberton 1918:—Flower pure white with golden anthers, semi-single, in large clusters, free flowering. Growth vigorous. Bed. Bu.

Pax Labor (Pernet), C. Chambard 1918:—Flower pale golden yellow, shaded coppery carmine, changing paler; large and full; buds orange and golden yellow edged with carmine. Growth vigorous, hardy; very floriferous; foliage bronzy green.

Peace (T.):—Flower pale citron, showy, a sport from "G. Nabonnand." Growth moderate.

Peggy (H.T.), Alex. Dickson & Sons 1905:—Flower saffron-yellow to pale primrose, with claret reflex, free, semi-double. Growth vigorous.

Peggy Asthury (Pernet), Walter Easlea 1920:—Flower soft amber to light yellow, beautifully formed. Distinct.

Pemberton's White Rambler (Mult. ram.), Rev. J. H. Pemberton 1914:—Flower pure white, large trusses. Growth erect, free from mildew, late flowering. Pil. Perg.

Perle (poly pom.), Easlea 1920:—Flower white, semi-double, in large clusters, on stiff stems. Growth dwarf. Bed. E.

Perle de Feu (T.), Dubreuil 1893:—Flower nankeen yellow, shaded Chinese yellow, medium. Growth vigorous, very free. A.

Perle de Lyon (T.), Ducher 1872:—Flower deep canary yellow, sometimes coppery yellow, large, very full, sweet-scented. Growth vigorous, floriferous. A. Cut. Exh. G.

Perle des jardins (T.), Levet 1874:—Flower chrome yellow, slightly shaded copper, outer petals changing to creamy yellow, large, full, globular, high-centred, opening well. Growth vigorous, very free flowering. A. Cut. Exh. F. G. T.

Perle des Jaunes (T.), Raymond

1903:—Flower apricot, suffused pale buff, large, full, sweet-scented. Growth vigorous, very free. A. But. T.

Perle des Neiges (Mult. ramb.):—Flower snow white, double, large corymbs, free flowering. Growth vigorous. A. Ar. Pil. Perg.

Perle des Panachées (Gallica), Vibert 1845, Syn. "Village Maid":—Flower white, striped lilac and pale violet, medium, double, flat. Growth vigorous.

Perle des Rouges (poly pom.), Dubreuil 1896:—Flower velvety crimson, with reflex of petals light cerise, double, small, imbricated. Growth dwarf, very floriferous. E. T.

Perle d'Or (poly pom.), Dubreuil 1883:—Flower nankeen-yellow, small, perfect form. Growth dwarf. G. Bed.

Perle Orleanaise (poly pom.):—Flower bright rosy salmon shaded golden yellow, green reddish tinted foliage. Growth dwarf. Bed.

Perle von Godesberg (H.T.), Schneider 1902:—A sport from and very much like "Kaiserin Auguste Victoria," only with more yellow in centre. A. Cut. Exh. F. G.

Perpetual Thalia (Perp. mult. ramb.), Lambert 1901:—Flower pure white, semi-double, in large clusters. Growth very vigorous. Ar. Perg.

Perpetual White Moss (Moss), Laffay 1840:—Flower pure white, shapely buds in large clusters, well mossed. Growth vigorous. Bu.

Persian Yellow (Austrian Briar), Willock 1833:—Flower deep golden yellow, of medium size, semi-double, globular. Growth vigorous. (Type.) B. G.

Petit Constant (poly pom.), Soupert & Notting 1890:—Flower deep salmon pink, orange buds, fragrant. Growth dwarf. Bed. E.

Petit Leonie (poly pom.):—Flower cream shaded with rose. Growth dwarf. Bed.

Petit Louis (Wich):—Flower salmon rose. Growth very vigorous. Ar. Pil. Perg.

Petite Marcelle (poly pom.):—Flower snow white, very double, opening well, free flowering. Growth dwarf. Bed. E.

Petrine (H.T.):—Flower coral red, shaded chrome yellow, very free. Growth vigorous.

Pharisäer (H.T.), W. Hinner 1900:—Flower rosy white, shaded salmon in the centre, large, full, long bud, opening well, very sweetly perfumed. Growth very vigorous, free flowering. A. Bed. Cut. F. G. P. T.

Philadelphia (Mult. ramb.), Conrad & Jones 1903:—Flower deep crimson,

double, in large trusses. In way of "Crimson Rambler," but flowers brighter in colour.

Phillippine Lambert (poly pom.):—Flower silvery flesh with deeper centre. Growth vigorous and dwarf. Bed.

Phyllis (poly pom.), Merryweather 1908:—Flower bright carmine pink. Growth bushy, branching habit. Bed.

Pierre Notting (H.P.), Portemer 1863:—Flower purple shaded amaranth, large, full, globular, very fragrant. Growth vigorous. A. Cut. F. G.

Pierre Oaro (H.P.), Levet 1878:—Flower carmine purple, cleared cochineal carmine, large, full, fragrant. Growth vigorous. G.

Pilgrim (H.T.), Alex. Montgomery 1920:—Flower a beautiful shade of bright rose-pink, of good substance, tea scent; the buds are long and of good form. The stems are straight and strong. Growth vigorous.

Pimpinellifolia (Species): Native of Britain:—Flower bluish white, very early single Scotch rose; known as the "Burnet Rose"; summer flowering. Growth moderate. G.

Pissardii (Species):—Flower white, perpetual flowering, fragrant, semiclimber. Growth vigorous. Pil.

Pink Pearl (H. Briar), Hobbies 1912:—Flower shell pink tinted with salmon, single. Growth vigorous. Bu.

Pink Roamer (Wich):—Flower pink with silvery white centre, very showy, clusters. Growth vigorous. Pil.

Pink Rover (T.), Wm. Paul & Son:—Flower pale pink, deeper in the centre, buds long, handsome, very fragrant. Growth vigorous, semiclimbing. But.

Piscocarpa (Species):—Quite a tree, with very small bright scarlet pea-shaped hips. Distinct.

Poète Jean Duclos (H.T.), F. Gillot 1919:—Flower aurora pink shaded with salmon, large, full, perfumed. Growth vigorous, branching; free flowering. Cut.

Polyantha (poly pom.), Siebold 1827:—Flower yellowish white, passing to salmon yellow, small, full, flat, produced in large panicles. Growth very vigorous. Ar. Perg. Pil.

Polyantha Grandiflora (Mult. ramb.):—Hybrid seedling from "Polyantha," single, hardy. Growth vigorous.

Pomifera (Species):—Flower bluish, single, summer flowering, large hips. Growth vigorous. Bu. G.

Portia (H.T.):—Wm. Paul & Son:—Flower pale rose, base of petals and centre of flower shaded with

yellow, large, full. Growth robust. P.

Pourpra Sanguine (C.) :—Flower brilliant scarlet, good foliage. Growth vigorous.

Premier (H.T.), E. G. Hill Co. 1919 :—Flower pure rose-pink in summer, deep rose-pink in cooler weather, borne on stiff, thornless stems; deliciously fragrant. Growth free like "Ophelia," with good foliage. F. Cut.

Président (T.) :—Flower rose, shaded with salmon, large, good form. Growth moderate.

Président Bouché (Pernet), Jos. Pernet-Ducher 1916 :—Flower coral red shaded with prawn carmine red, medium sized. Growth vigorous, branching, continuous flowering.

Président Carnot (H.P.), Degressy 1891 :—Flower geranium red, passing to purple crimson, large, full, very sweet. Growth vigorous. A.

Président Dutailly (Gallica), Dubreuil 1888 :—Flower carmine purple, outer petals shaded magenta, large, full, cupped, scented. Growth vigorous, upright, floriferous.

Président Magnaud (C.), Clément Nabonnand 1916 :—Flower velvety currant red, small, semi-double. Growth vigorous; free flowering.

Président Poincaré (H.T.), Roseraies du Val de la Loire 1920 :—Flower outside of petals bright pink, shaded with lemon yellow at the base, border of petals tinted purplish mauve, inside of petals rosy magenta, centre petals rich tyrian rose shaded with yellow, perfect form and fragrant. Growth vigorous. Bed. Cut. F.

Président Vignet (H.T.), Jos. Pernet-Ducher 1911 :—Flower deep carmine red shaded bright poppy red, large, full and globular. Growth vigorous, free branching. G.

Président Wilson (H.T.), H. A. Verschuren & Zonen 1918 :—Flower butter yellow. Growth vigorous. Cut.

Président Wilson (Pernet), Walter Easlea 1918 :—Flower shrimp pink and very large, produced upon vigorous erect growths. Exh. Cut.

Preussen (H.T.), Raised by Loebner; introduced by W. Kordes Söhne 1920 :—Flower dark red, large, full, carried erect on stiff stems. Growth vigorous. Bed. Cut. F.

Pride of Reigate (H.P.), A. J. Waterlow 1885 :—Flower geranium red, outer petals fuchsia red, striped white, large, cupped. Growth vigorous, erect. A. Cut. Exh.

Prima Donna (H.T.), Wm. Paul & Son 1917 :—Buds yellow shaded with orange and fawn, the petals tinted and margined with rose, opening

flower paler, medium size, full of good shape. Growth erect and vigorous. Bed.

Primrose (H.T.), Soupert & Notting 1912 :—Flower melon yellow during the spring and summer, deepening in autumn; distinct, large, double, of perfect form, long pointed buds, sweetly perfumed. Growth vigorous, erect, with red-green foliage; floriferous. Exh. Bed. Cut.

Primrose Pirrie (H.T.), Dobbie & Co., Ltd., 1919 :—A yellow sport from "Lady Pirrie," which it resembles in habit of growth.

Primula (poly pom.) :—Flower bright china rose with white centre, sweetly scented. Growth dwarf. Bed. E.

Prise of Waltham (H.P.), Wm. Paul & Son :—Flower delicate flesh, richly shaded with bright rose, very clear, distinct, large, full, petals of great substance. Growth vigorous. Exh.

Prince Arthur (H.P.), B. R. Cant & Son 1875 :—Flower brilliant rich deep crimson. Growth vigorous. Exh.

Prince Camille de Rohan (H.P.), E. Verdier 1861, Syn. "La Rosière" (Damaizin 1874) :—Flower velvety currant red shaded purple garnet, medium size, full, imbricated, opening well. Growth vigorous, very floriferous. A. Cut. F. G. T.

Prince Charming (H.T.), Hugh Dickson 1916 :—Flower deep reddish copper, with old gold base, of medium size and pointed. Growth vigorous, free branching, foliage bright coppery red in the young state; flowering in profusion. Bed.

Prince de Bulgarie (H.T.), Jos. Pernet-Ducher 1901 :—Flower silvery flesh, deeper in the centre, delicately shaded with salmon and pale rose, large, full, opening well, produced on erect stems. Growth very vigorous, free flowering. A. Bed. Cut.

Prince Engelbert Charles d'Arenberg (H.T.), Soupert & Notting 1909 :—Flower bright scarlet, shaded purple, large, full, sweet. Growth vigorous, very free. A.

Prince Eugene (C.) :—Flower rosy crimson, good foliage. Growth vigorous.

Prince of Wales (H.T.), Easlea 1921 :—Flower bright rosy scarlet, to clear rose, broad petals, and bright pointed centre.

Prince Theodore Galitzine (T.) :—Flower deep orange yellow, produced abundantly, large, full, opening well. Growth vigorous.

Princess Adelaide de Luxembourg (poly pom.) :—Flower not unlike the ranunculus, of a warm, clear pink colour. Growth vigorous and dwarf. Bed.

Princess Alice (Moss):—Flower pale pink, well mossed. Growth vigorous. Bu.

Princess Bonnie (H.T.):—Flower rose crimson, sweetly scented, free flowering. Growth vigorous.

Princesse de Béarn (H.P.), Lévêque 1884:—Flower velvety purple, shaded purple garnet, large, full, globular, opening well. Growth vigorous, free flowering. A. Cut. F. G. T.

Princesse de Radzwill (T.), Nabonand 1886:—Flower salmon rose, shaded purple rose, large, full, fragrant. Growth vigorous. A. Cut. T.

Princess de Nassau (Musk):—Flower yellowish straw, cut very sweet, double. Growth vigorous. Bu.

Princess de Sagan (T.):—Flower velvety crimson shaded with blackish purple, reflexed with amaranth; medium size, full. Growth vigorous.

Princesse Etienne de Croy (T.), Ketten Bros. 1898:—Flower amber yellow, shaded deep rose pink and mauve rose to the edges of the petals, very large and full, opening well, of good substance. Growth vigorous, branching, and very free flowering. A. G.

Prinses Juliana (H.T.), M. Leenders & Co. 1918:—Flower deep crimson red, shaded dark velvety crimson, of medium size, fragrant. Growth vigorous, compact. Bed. Cut.

Princess Marie (Evergreen Rose):—Flower clear pink, medium size, full. Growth very vigorous. Ar. Pil. Perg.

Princess Marie Louise (H.T.):—Flower pale rose with deeper centre, good foliage. Growth vigorous.

Princess Marie Mertchersky (H.T.):—Flower bright silvery china rose, washed with rosy carmine, very floriferous. Growth vigorous.

Princess Mary (H.T.), Elisha J. Hicks 1915:—Flower scarlet crimson with yellow anthers, single. Growth moderate. Bed.

Princess Victoria (H.T.):—S. M'Gredy & Son 1921:—Flower rich salmon-cerise with a golden glow at the base, broad petals, perfect form, very free flowering. Growth vigorous.

Prinzessin Hildegard (H.T.), P. Lambert 1914:—Flower clear yellow, sometimes pure sulphur yellow in the centre, changing to cream-yellow, large and full, of good substance, produced on stiff stems; perfumed. Growth vigorous, upright and free branching. Exh. Cut. F.

Professeur Ganiviat (T.), Perrier 1890:—Flower salmon carmine, shaded carmine purple, large, very full. Growth vigorous, very free. Exh.

Prosperity (H. Musk), Rev. J. H.

Pemberton 1919:—Flower white tinted pink in bud, form rosette, large clusters, perpetual flowering. Growth vigorous. Bu.

Psyche (Mult. ramb.), G. Paul & Son 1899:—Flower pale rosy-flesh pink, base of petals suffused with yellow. Growth very vigorous. Ar. Pil. Perg.

Pteracantha (Species):—Curious thorny stems, flowers single; a truly remarkable plant.

Purity (H. Wich), Cooling 1898:—Flower pure white with flesh centre, pointed, globular; handsome foliage, fragrant. Growth very vigorous, weeping standard. Ar. Pil. Perg.

Queen (B.):—Flower buff-rose, free bloomer, large double. Growth vigorous.

Queen Alexandra I. (Mult. ramb.) 1901:—Flower rosy pink flowers, in clusters, semi-double. Growth very vigorous. Ar. Pil. Perg.

Queen Alexandra II. (Single), Rev. J. H. Pemberton 1915:—Flower pale yellow, flushed with pink, perpetual flowering, large and single, in clusters. Growth vigorous.

Queen Mab (C.), Wm. Paul & Son 1896:—Flower rosy-apricot, shaded orange, beautiful in the bud. Growth moderately vigorous. Bed. G.

Queen Mary (H.T.), Alex. Dickson & Sons 1913:—Flower zoned deep, bright canary yellow, bordered at the edges with pure deep carmine, medium size, globular form; fragrant. Growth vigorous; most floriferous. Bed. G.

Queen of Colours (H.T.), Hinner 1902:—Flower imperial pink, large, very free. Growth vigorous.

Queen of Fragrance (H.T.), Wm. Paul & Son 1915:—Flower bright shell-pink tipped with silver, large, double, delicious fragrance. Growth vigorous, flowering freely in summer and autumn. A fine rose, possessing the true old rose scent.

Queen of Queens (H.P.), Wm. Paul & Son:—Flower pink with blush edges, large, full, perpetual flowering, very shoot being crowned with a flower bud. Growth vigorous.

Queen of Spain (H.T.):—Bide 1907:—Flower pale flesh with deeper centre, globular, very double, thick deep petals, opening well, intolerant of wet. Growth moderate. Exh.

Queen of the Belgians (H.T.), Elisha J. Hicks 1916:—Flower rich salmon-pink, buds long and perfect. Growth vigorous. G. Bed. Cut.

Queen of the Musks (Paul's) (Hybrid

Musk), G. Paul 1912:—Flower creamy white to pearl pink, with red buds. Growth vigorous. Bed. G.

Radiance (H.T.), J. Cook 1909:—Flower bright carmine salmon shaded rose and coppery yellow-red, large, full, fragrant. Growth vigorous, very free. A. Cut. G. T.

Rainbow (H.T.):—Flower pink striped and splashed with bright carmine; perfect shaped buds, abundant and continuous. Growth vigorous. Bed. But.

R. Alba (Alba), Linnæus 1753:—Flower white semi-double with grey foliage. Growth moderate. Bu.

Rambler Oriflame (H.N.):—Flower vivid rose suffused with coppery gold, fountain-like sprays, glossy foliage. Growth very vigorous. Ar. P. W.

Rankende Louise-Catherine Breslau (Pernet), W. Kordes 1917:—A very vigorous climbing sport of "Louise-Catherine Breslau." Its flowers, which are of larger size but of the same striking colour than the normal type, are produced in great profusion.

R. Arvensis (Ayr), Hudson 1762:—Flower snow white with golden stamens, single, cupped. Growth very vigorous. Ar. Pil. Perg. S.

Raymond (Pernet), Jos. Pernet-Ducher 1916:—Flower outer petals peach-blossom with salmon carmine or orange carmine centre, with darker colouring at the base of the petals, large, full, globular; long bud. Growth very vigorous, spreading, erect branching; glossy green foliage.

Rayon d'Or (Pernet), Jos. Pernet-Ducher 1910:—Flower cadmium-yellow as the bloom begins to open, toning to sunflower-yellow when fully expanded, large, full, globular, opening freely; buds long and pointed, coppery yellow striped claret red. Growth vigorous, free branching, flowering in great profusion, bronze-green foliage, glossy, immune from mildew. A. Bed. But. Cut. E. Exh. G. T.

R. Banksiæ alboblena (Banksian), Rehder 1902:—Flower white, small, double, in clusters, fragrance of violets. Growth very vigorous; south or west wall; tender. W. (China.)

R. Banksiæ luteoplana (Banksian), Rehder 1902:—Flower straw yellow, small, double, in clusters. Growth very vigorous; south or west wall; tender. W. (China.)

R. blanda (Species), Aiton 1789:—

Flower rose-coloured, single, nearly thornless. Growth vigorous. The Hudson's Bay or Labrador Rose (N. America).

R. bracteata (Macartney), Wendland 1798:—Flower ivory white with golden stamens, large, single, with fruity fragrance. Growth vigorous. W.

R. Galocarpa (Species), Bruant & André 1891:—Flower bright rose-red, medium size, round and single, fragrant. Growth vigorous, vivid scarlet fruits.

R. Canina (Species), Linnæus 1753:—Flower deep to pale pink, single and fragrant. The Wild Dog Rose of Britain. The best rose stock for Budding Roses.

Recuerdo de Antonio Pelufo (T.), Soupert & Notting 1910:—Flower light diaphanous yellow with pink edged petals, large and double, of perfect form, opening well and freely. Growth vigorous, free flowering. A. Cut. Exh. F. T.

R. Carolina (Species), Linnæus 1762:—Flower bright pink, single, in clusters, with red stems and ruddy hips. Growth vigorous. North America.

Red Admiral (H.T.), Wm. Paul & Son 1913:—Flower bright cerise red, large and handsome, produced in masses. Growth vigorous. Bed.

Red Cross (H.T.), Alex. Dickson & Sons 1916:—Flower orange crimson scarlet, Tea rose perfume. Growth vigorous, erect, floriferous; vigorous bronzed branching wood, with waxy leathery foliage. Bed.

Red Damask (D.):—Flower self-red, single, a form of "Rosa Mundi"; scented, free flowering. Growth vigorous.

Red Letter Day (H.T.), Alex. Dickson & Sons 1914:—Flower velvety, brilliant, glowing scarlet crimson, opening to medium-sized curiously cactus-shaped flowers, which do not fade or burn in the sun, as the reflex of the petals is satiny crimson scarlet-colourings devoid of blue or magenta, semi-double. Growth erect and free-branching; free and continuous flowering throughout the season. Bed.

Red Pet (poly pom.), G. Paul 1888:—Flower dark crimson to maroon, miniature. Growth dwarf. Bed. E.

Red Provence or Cabbage Rose (Prov.):—Flower deep rose, very fragrant. Growth vigorous.

Red Riding Hood (poly pom.):—See "Rodhatte."

Red Star (H.T.), H. A. Verschuren & Zonen 1918:—Flower fire red, medium; foliage like "Général Jacqueminot." Exh. Cut. G.

Refulgence (S. Briar), W. Paul &

Son 1908:—Flower scarlet crimson; a good dark hybrid Sweet Briar, almost single. Growth very vigorous. Bu. H.

Reine blanche (Moss), Robert 1857:—Flower pure white, large, full, of flat form. Growth vigorous.

Reine Carola de Saxe (H.T.), André Gamon 1902:—Flower flesh pink, large, full, sweet-scented, elongated bud. Growth vigorous, continuous flowering. Cut. G. T.

Reine Emma des Pays-Bas (T.), Nabonnand 1879:—Flower nankeen yellow, shaded salmon, large, full. Growth moderate, floriferous. A. T.

Reine Marguerite d'Italie (H.T.), Soupert & Notting 1904:—Flower deep carmine, medium, full, sweet. Growth vigorous, branching, very floriferous. G. T.

Reine Marie Christina (T.):—Flower pale flesh, tinged with buff, beautiful in bud. Growth moderate.

Reine Marie Henriette (T.), Levet 1878:—Flower cochineal carmine, large and full, opening well, sweet-scented. Growth very vigorous, climbing, free. A. Cut. Perg. Pil. T.

Reine Mère d'Italie (H.T.), P. Bernaix 1910:—Flower apricot ochre yellow, blended washed in the centre with yellow and deep rose pink, large, fairly full. Growth vigorous, very free.

Reine Olga de Wurtemberg (H.T.), Nabonnand 1881:—Flower bright crimson, free, good shape, freely produced, grand foliage, almost evergreen. Growth very vigorous. Ar. Pil. W.

Reine Olga de Wurtemberg (H.T.), Nabonnand 1881:—Flower bright crimson, nearly evergreen. Growth vigorous. Ar. Pil. Perg. W.

Reinhard Bäderker (Pernet), W. Kordes' Söhne 1918:—Flower resembling "Rayon d'Or" in colour, intense yellow with saturnine red shadings on reverse of petals, very large and full. Growth like "Frau Karl Druschki," vigorous and upright; foliage large, deep glossy green and free from mildew. Cut. F.

Relief (H.T.), H. A. Verschuren & Zonen 1919:—Flower white with light yellow in the centre, large, of fine form. Growth vigorous.

Rembrandt (H.P.), G. A. van Rossem 1914:—Flower with reddish yellow centre, large, full, and perfectly formed. Growth vigorous, hardy; very floriferous.

Réné André (Wich. ramb.), Barbier 1900:—Flower dark saffron yellow, shaded orange red, early, fragrant.

Growth vigorous. Ar. Pil. Perg. E. Weeping Standard. W.

Rene d'Anjou (Moss):—Flower soft pink, well mossed. Growth vigorous. Bu.

Renee Wilmart-Urban (H.T.):—Flower salmon flesh, large, full, good foliage. Growth vigorous.

Renoncule (poly pom.), Barbier & Cie. 1913:—Flower bright salmon rose, of medium size, full, renunculus-shaped. Growth dwarf; free and perpetual flowering. E.

Repans alba (Rug.):—Flower pure white, free, continuous, weeping habit. Vigorous. Bu. H.

Rev. Alan Cheales (H.P.), Paul & Son 1896:—Flower pure lake, with reverse of petals silvery white, large, full, free flowering. Best in cool weather. Distinct. Growth very vigorous. Exh.

Rève d'Or (N.), Ducher 1869:—Flower Naples yellow with salmon centre, large, full, fragrant. Growth vigorous, climbing, free. Exh. Pil.

Rev. F. Page Roberts (H.T.), B. R. Cant & Sons 1921:—Flower golden yellow, fine fruity scent, very full, good bronzy foliage. Growth strong and branching. A. Exh.

Rev. Williamson (Austrian Briar):—Flower coral red, shaded carmine lake, long deep coral red bud. Growth vigorous. G.

Reynolds Hole (H.P.), G. Paul 1873:—Flower geranium red shaded purple garnet with deep carmine violet reflexes, large, full, globular. Growth vigorous. A. Cut. F.

R. Gigantea (Species), Collett & Crepin 1889:—Flower white, single and large, with yellow buds and broad petals. Growth vigorous. Western China.

Rhea Reid (H.T.):—Flower deep crimson, with full centre, an improved "Lady Battersea." Growth vigorous and free. G. F.

R. Hugonis (Species), Hemsley 1905:—Flower brilliant pale yellow, single, with rounded or notched petals. Growth vigorous. Western China.

Richmond (H.T.), E. G. Hill Co. 1905:—Flower pure scarlet red, large, fairly full, generally carried single on long and stiff stems, sweetly perfumed. Growth vigorous, free. A. Cut. Exh. F. G. T.

Rival de Paestum (C.):—Flower pure white, semi-double, good form, sweetly scented. Growth vigorous.

River's Musk (Musk):—Flower pink shaded with buff, very sweetly scented, double. Growth vigorous.

R. Lavigata (Species), Michaux 1803: The Cherokee Rose:—Flower pure white, large, single, with glis-

globular. Growth very vigorous, erect branching; bronzy green foliage.

Serge Basset (H.T.), Jos. Pernet-Ducher 1918:—Flower brilliant garnet red, of medium size, full and nicely shaped. Growth very vigorous, dwarf and branching; deep green foliage; continuous flowering. Bed.

Serica (Species):—Flowers white, four petals cross-wise. Growth vigorous. Bu. G.

Sericea (Species):—Flower white or pale yellow, single, freely produced, foliage handsome. Growth vigorous.

Sericea, pteracantha (Species), Vilmorin 1905:—Flower white, very early, summer flowering, large red thorns on the young wood. Growth vigorous. Bu. G.

Severine (Pernet), Jos. Pernet-Ducher 1918:—Flower coral red colour, fading to prawn red when fully expanded, of medium size, moderately full. Growth very vigorous, branching; bronze-green foliage. Distinct.

Shalimar (Wich), Burrell 1914:—Flower creamy blush lightly flaked rose with picotee edge, large trusses, free flowering. Growth vigorous. Ar. Pil. Perg.

Sheila Wilson (H.T.), Dr. Campbell Wall 1910:—Flower light scarlet with yellow base, single. Growth vigorous. W.

Shower of Gold (Wich), G. Paul & Son 1910:—Flower golden yellow, double, of rosette shape. Growth very vigorous, climbing, numerous laterals are produced, clad with beautiful glossy foliage. Ar. Perg. Pil.

Silver Gem (Poly pom.):—New silver leaved sport from "Orleans Rose." Growth dwarf. Bed.

Silver Moon (Wich ramb.), Henderson 1912:—Flower pale creamy-yellow to silvery-white, large and semi-single. Growth very vigorous. Ar. Pil. Perg.

Silverscent (H.T.), R. Murrell 1919:—Flower silvery blush, perfect shape, on strong stalks, fragrant. Growth vigorous; a bud sport from "Mrs. George Norwood."

Simone Beaumez (H.T.):—Flower flesh colour, sometimes tinted with saffron yellow, centre deeper. Growth vigorous.

Simone Thomas (T.), P. Bernaix 1918:—Flower carmine and blood red shaded with coppery red, passing to rose. Growth vigorous; free flowering.

Simplicity (H.T.), Hugh Dickson, Ltd., 1909:—Flower pure white, scented, immense size, showing gold and yellow anthers, single, free

flowering. Growth vigorous, branching. Bed.

Sinica (Species):—Flowers white, large, bright shining foliage. Growth vigorous, tender, south wall.

Sinica Anemone (Species), F. Schmitt 1895:—Flower silvery pink shaded rose, single, large petals. Growth very vigorous. Ar. Pil. Perg.

Snowdrift I. (Wich.), Walch 1908:—Flower pure white, large and double, in trusses. Growth very vigorous. Ar. Pil. Perg.

Snowdrift II. (Mult. ramb.), Smith 1914:—Flower snow white, medium size in large clusters, free. Growth very vigorous. Ar. Pil. Perg.

Snowflake (Wich), Frank Cant & Co. 1922:—Flower white shading to yellow at base. Like a fall of snow on the green stems and foliage; scented, foliage fine and glossy, late. Growth very vigorous. Ar. Pil. Perg.

Snow Queen (H.P.), Lambert 1900:—Flower pure white, large and full. Syn. "Frau Karl Druschki." Very vigorous. The best white rose in commerce. Esch. Cut. Bed.

Snowstorm (Musk), Paul & Son 1907:—Flower pure white, small, produced in bunches, perpetual flowering, growing to about 5 feet high. W.

Snowwhite (Poly Pom.), P. Lambert 1901:—Flower ivory white, large trusses of semi-double flowers. Growth dwarf. Bed.

Sodenia (Wich), Weigand 1911:—Flower pure brilliant carmine nearly scarlet, fairly full; produced in the same profusion and in larger trusses than in "Dorothy Perkins."

Soleil d'Or (Pernet), Jos. Pernet-Ducher 1900:—Flower golden yellow shaded with orange and crimson, the orange often predominating, large, full, very sweet. Growth very vigorous, flowering both in summer and autumn. Distinct.

Solfaterra (N.):—Flower fine sulphur yellow, large, very double. Growth vigorous, standard. Pil.

Soliel d'Angers (Austrian Briar), Detriche 1909:—Flower deep yellow and vermilion scarlet, free. Growth vigorous. Bu.

Sombreuil (T.), Robert 1850:—Flower creamy-white, changing to milky white, tinged with rose, large, full, fragrant, opening well, produced in panicles. Growth very vigorous, semi-climbing, very floriferous. A. B. Cut. Exh. Pil.

Sonnenlicht (Austrian Briar), Dr. Krüger; introduced by H. Kiese & Co. 1913:—Flower clear canary yellow, semi-double, sweet-scented. Growth vigorous, flowers both in

summer and autumn. Bed. H. P.

Soprano (T.):—Flower bright apricot, in bud, changing to buff, semi-double. Growth vigorous.

Souper & Noiting (Moss), Pernet 1874:—Flower bright rose, large, very full, globular, fragrant. Growth dwarf, floriferous. G.

Source d'Or (Wich), E. Turbat & Cie. 1912:—Flower golden yellow, changing to flesh yellow as the flower expands, large for its class, full. Growth very vigorous, climbing.

Souv. d'Amee Terrel des Genes (C.):—Flower coppery rose and carmine, very free. Growth vigorous.

Souv. de Georges Pernet (Pernet):—Flowers beautiful orient red colour, the end of petals cochineal-carmine, all the flower shaded with yellow, oval bud carried on erect stem, large, full, globular. Growth very vigorous.

Souv. de J. B. Guillot (T.):—Flower deep nasturtium red, shaded with coppery red. Growth vigorous.

Souv. de Jeanne Gabaud (T.):—Flower apricot yellow, occasionally shaded with carmine. Growth moderate.

Souv. de L. Bertrand (Wich):—Flowers chamois yellow shaded with nankeen changing to creamy white after opening, large, full. Very vigorous. Ar. Perg.

Souv. d'Elise (T.):—Flower creamy white pale flesh centre, large, full, perfect form. Growth vigorous. Exh.

Souv. d'Elise Vardon (T.):—Flower creamy white, centre yellowish, very large and full. Growth robust.

Souv. de Madame E. Mulnard (H.T.):—Flower inside of petals brilliant carmine with silvery reflexes, large, full. Growth vigorous.

Souv. de M. Hennion (H.T.):—Flower carmine, shaded with satin rose. Growth vigorous.

Souv. de Mme. Boulet (H.T.):—Flower dark cadmium yellow, free constant, large, full, long but. Growth vigorous.

Souv. D'Emile Floquet (H.T.):—Flower brilliant carmine rose, very large full, of cupped form, fragrant. Growth vigorous.

Souv. de Paul Neyrow (T.):—Flowers creamy white tinted rose, semi-globular pointed centre. Growth vigorous.

Souv. de Philemon Cochet (Rug):—Flower white, double, extra large. Growth vigorous. Bu. H.

Souv. de Pierre Leperdrioux (Rug), Cochet-Cochet 1896:—Flower bright

wine red, semi-double. Growth vigorous. Bu. H.

Souv. de S.A. Prince (T.), Prince 1890:—Flower pure white, large and full. See "The Queen." Exh. F.

Souvenir d'Anne-Marie (H.T.), Ketten Bros. 1902:—Flower yellowish fleshy salmon, outer petals creamy white, large, full, very sweet, elongated bud, opening well. Growth vigorous, free. A. Cut. F. T.

Souvenir de Catherine Guillot (T.), P. Guillot 1895:—Flower orange red, tinted carmine on a yellow ground, large, full, long bud, opening well, very sweet. Growth vigorous, free. A. E. G. T.

Souvenir de Charles Laemmel (Pernet), F. Gillot 1919:—Flower golden and orange yellow, slightly shaded with rose, large, full and fragrant; ovoid bud of clear yellow colour on stiff stem. Growth very vigorous, erect, exceedingly free flowering; foliage deep glossy green.

Souvenir de Clairvaux (T.), E. Verdier 1890:—Flower mauve rose, shaded salmon rose, base of petals golden yellow, medium size, full, sweetly scented. Growth vigorous, erect, floriferous.

Souvenir de Claudius Denoyel (H.T.), C. Chambard 1920:—Flower rich glistening crimson red, tinted with vermilion, very large, cupped form, thick petals, sweetly perfumed; elongated buds of brilliant velvety red colour, borne on rigid stems. Growth very vigorous, upright branching.

Souvenir de Claudius Pernet (Pernet), Jos. Pernet-Ducher 1920:—Flower sunflower yellow colour, deeper in the centre, without any other blending; very large and full, beautifully formed, with elongated deep petals. A vigorous grower, of erect branching habit; brilliant green foliage; few thorns.

Souvenir de E. Guillard (H.T.), C. Chambard 1912:—Flower saffron hue shaded coppery carmine, large, full, sweetly scented, carried erect on long and stiff flower stalks. Growth vigorous, branching, very floriferous.

Souvenir de François Deak (T.), Perotti 1893:—Flower pure white, large, very full, opening well. Growth vigorous, very floriferous. A. F.

Souvenir de Gabriel Levet (T.), Guillot 1884:—Flower salmon white, centre coppery rose, large, full, very sweet. Growth vigorous, floriferous. A. Cut.

Souvenir de George Beckwith (Pernet), Jos. Pernet-Ducher 1919:—Flower shrimp pink tinted chrome yellow, with deeper yellow at base

of petals, large, full, globular, carried on stiff stem; bud shrimp pink tinted orange yellow. Growth vigorous, erect branching, bronze green foliage.

Souvenir de Georges Pernet (Pernet), Jos. Pernet-Ducher 1921:—Flower of beautiful Orient red colour, the end of petals cochineal carmine, shaded with yellow; very large, full and globular; oval bud carried on erect stem. A vigorous grower of branching habit, with few long thorns and bronze green foliage.

Souvenir de Gilbert Nabonnand (T.), Clément Nabonnand 1920:—Flower spring colouring; fire red on a cadmium yellow ground, changing to bright rosy scarlet, edges of petals carmine rose; in autumn deep cerise and Japanese yellow on an apricot yellow base, large, of cupped form; very fragrant. Growth very vigorous and free flowering.

Souvenir de Gomot (H.P.), Veuve Schwartz 1889:—Flower velvety purple garnet with vinous purple reflexes, large, full. Growth very vigorous and free. A. Cut.

Souvenir de Gustave Prat (H.T.), Jos. Pernet-Ducher 1910:—Flower pure sulphur white or light sulphur yellow, without suffusion, very large, fairly full, globular. Growth vigorous, free. A. Cut. Exh. G.

Souvenir de Jean Ketten (H.T.), Ketten Bros. 1900:—Flower interior silvery salmon and carmine pink, outer petals carmine rose, very large and full, sweet-scented, of good form and substance, elongated bud, opening well. Growth vigorous, continuous flowering. A. Cut. G. T.

Souvenir de J. Passage (H.T.), C. Chambard 1912:—Flower coppery saffron hue, slightly shaded carmine and deep yellow, medium, fairly full, sweet-scented, elongated bud, opening well. Growth very vigorous, erect branching.

Souvenir de la Comtesse de Roquette-Buisson (H.T.), Ketten Bros. 1907:—Flower flesh pink, changing to fleshy white with salmon reflexes, large and full, opening well. Growth vigorous, erect, free flowering. Exh. G.

Souvenir de Lady Ashburton (T.), Ch. Verdier 1890:—Flower variable; coppery red and salmon, either tint prevailing at times, large, full, very sweet. Growth vigorous, branching, very free.

Souvenir de la Malmaison (B.), Beluze 1843:—Flower rosy white, very large and full, very sweet. Growth vigorous, hardy, very free flowering. A. Bed. Cut. F.

Souvenir de la Malmaison rose (B.), Beluze 1845:—Flower purple rose shaded deep cerise, large, full, fragrant. Growth moderate, very free. A. Cut. E.

Souvenir de Léonie Viennot (T.), Bernaix 1897:—Flower jonquil yellow shading to amber yellow at the base, changing to china rose shaded cochineal carmine, centre chamois yellow, large, very full. Growth vigorous, climbing. Pil.

Souvenir de Louis van Houtte (H.P.), E. Verdier 1876:—Flower crimson changing to reddish violet, large, full cupped, fragrant. Growth vigorous. A. Cut. F.

Souvenir de Madame Augustine Gillot (Pernet), F. Gillot 1920:—Flower salmon flesh, base of petals yellowish salmon, reverse of petals silvery flesh, large, full, produced single on long stalks; sweet-scented. Growth vigorous, with few thorns; floriferous.

Souvenir de Madame Boulet (H.T.), Jos. Pernet-Ducher 1921:—Flower dark cadmium yellow, large and full; long bud. A vigorous grower, of high spreading branching habit; beautiful bronze green foliage.

Souvenir de Madame Eugène Verdier (H.T.), Jos. Pernet-Ducher 1894:—Flower electric white on a saffron yellow base, large, very full. Growth vigorous, floriferous.

Souvenir de Madame J. Métrol (T.), Bernaix 1887:—Flower brilliant cochineal carmine, very large, double, imbricated. Growth very vigorous, climbing.

Souvenir de Madame Krenger (H.T.), C. Chambard 1919:—Flower pure salmon orange, changing to old coppery rose with age, large, full; beautiful bud of deep salmon orange colour. Growth very vigorous, with few thorns, purple green foliage; continuous flowering. Bed.

Souvenir de Madame Morin-Latue (H.T.), P. Bernaix 1920:—Flower saffron yellow, changing to rosy cream when opening, large and full, buds elongated, carried erect on long stems. Growth vigorous, erect branching; floriferous. Cut.

Souvenir de Maria de Zayas (H.T.), Soupert & Notting 1905:—Flower vivid carmine with deeper shading, large, full, fragrant, of perfect form. Growth vigorous, very floriferous. Cut. F. G.

Souvenir de Marques Loureiro (H.T.), Ketten Bros. 1912:—Flower Lincoln red on a coral red ground extremity of petals changing to purple rose as it expands, base of petals Indian yellow; in autumn light red and carrot red shaded with

purple rose, medium, fairly full, elongated bud, opening well. Growth vigorous, branching, very free flowering. G. T.

Souvenir d'Emile Clero (H.T.), Ketten Bros. 1903:—Flower glowing rosy carmine, clearer in the centre, reverse of petals rosy vermilion, large, fairly full, of cupped form, fragrant. Growth vigorous, very floriferous. Cut. G. T.

Souvenir de Périgueux (H.T.), J. Crobier 1913:—Flower bright brilliant carmine red, large, buds long and pointed, carried on rigid stems. Growth vigorous.

Souvenir de Pierre Notting (T.), Soutert & Notting 1902:—Flower sunflower yellow blended with apricot and coppery yellow, petals bordered carmine rose, large, full. Growth vigorous, free. Distinct. Exh. F. Cut.

Souvenir de Pierre Oger (H.P.), Perrin 1896:—Flower pure cochineal carmine, very large, full, globular, opening well, sweet-scented. Growth vigorous. A. Exh. Cut. G. T.

Souvenir de R. B. Ferguson (Pernet):—Flower golden fawn flushed on the inside of the bloom with a rosy shade of apricot, beautiful buds and foliage, free flowering. Growth vigorous. Bed.

Souvenir de Thérèse Levet (T.), Levett 1882:—Flower ponceau red on a yellow base, large, full, fragrant. Growth moderate.

Souvenir de Victor Hugo (T.), Bonnaire 1885:—Flower flesh, with salmon rose centre, base of petals succinum yellow, large, full, opening well, very sweet. Growth vigorous, floriferous. A. Exh. G. T.

Souvenir de Victor Hugo (H.P.), Pernet 1885:—Flower cochineal carmine, slightly tinted carmine purple, large, full, globular. Growth very vigorous. Cut.

Souvenir de William Robinson (T.), Bernaix 1899:—Flower a lovely combination of salmon pink, nankeen yellow, Naples yellow and crimson carmine, large, full, sweet. Growth vigorous, free. Exh.

Souvenir de William Wood (H.P.), E. Verdier 1864:—Flower velvety purple garnet, large, full, of cupped form. Growth vigorous, floriferous. One of the darkest Roses. A. Cut. Exh. G. T.

Sovereign (Pernet), B. R. Cant & Sons 1922:—Flower deep golden and bronzy yellow, scent fruity, medium size, half full foliage very rich bronze, mildew proof summer and autumn. Growth compact and bushy. Bed.

Souvenir du Dr. Jamain (H.P.), La-

charme 1865:—Flower purple violet, medium, full, fragrant. Growth vigorous. A. Cut.

Souvenir d'un ami (T.), Belot-Desfougères 1846:—Flower bright rose, inside of petals rosy white, large, full, opening well, fragrant. Growth vigorous. A. Cut. F. T.

Souvenir du Président Carnot (H.T.), Jos. Pernet-Ducher 1894:—Flower fleshy white, large, full, highly perfumed, long bud, opening well. Growth vigorous and free flowering. A. Bed. Cut. F. G. T.

Souvenir du Rosériste Rambaux (T.), Dubreuil 1883:—Flower succinum yellow shaded Nilsson rose, large, full, very sweet. Growth very vigorous, very free flowering. T.

Souv. of Henry Graham (H.T.), Alex. Dickson & Sons 1915:—Flower faintly blushed carmine on pearly delicate cream or buff white, large, of perfect imbricated form, on rigid flower stalks, tea perfumed. Growth vigorous and erect; very floriferous. P.

Souvenir of Stella Gray (T.), Alex. Dickson & Sons 1907:—Flower deep orange, with splashes or veinations of yellow, apricot, salmon and crimson, medium, full. Growth moderate, free.

Souvenir of Wootton (H.T.), Cook 1888:—Flower deep rose pink shaded purple rose, large, full, globular, opening well, very sweet. Growth vigorous, very floriferous. A. Cut. F.

Spenser (H.P.), Wm. Paul & Son 1892:—Flower beautiful satin pink, outer petals reflexed with white, very large, fairly full, opening well. Growth robust. A. F.

Splendens (Ayr):—Flowers flesh colour, large, full. Growth very vigorous. Ar. Pil. Perg.

Spong (Prov.):—Flower blush pink, fine small and double. Growth dwarf. Bed. E.

Stadtrat Glaser (H.T.), H. Kiese & Co. 1910:—Flower clear sulphur yellow edged soft red, large, full, long bud, opening well on long and stiff stems. Growth vigorous, free flowering. A. Cut. Exh. T.

Staffa (Scotch):—Flower French white, double, distinct.

Stanwell Perpetual (Perpetual Scotch), Lee:—Flower pale blush, early and late, very fragrant. Growth vigorous. G. Standard H.

Star of Persia (Lutia):—Flower bright yellow with golden stamens, semi-single, about 3 inches across; summer flowering. Pil.

Star of Waltham (H.P.), Wm. Paul & Son 1875:—Flower cochineal carmine changing to carmine purple,

teening trifoliate leaves, almost evergreen. Growth vigorous. W.

R. laxa (Species), Retzius 1803:—Flower white, single, erect growth, clean stems. Vigorous. Siberia. Used as a stock for budding roses.

R. lucens (Species), Wm. Paul & Son 1918:—Flower pure white, single, in clusters, with shining foliage, bronze in winter. Growth vigorous.

R. Macrantha (Species), Lemeunier 1823:—Flower white to flesh and blush pink, large, single, with yellow stamens. Growth vigorous; standards.

R. Manetti (H. Species), Manetti 1820:—Flower rose-coloured, semi-double, erect. Vigorous growth, clean stems and fibrous roots. Growth seedling raised in Italy from *R. fraxinifolia*. Used as a stock for budding roses.

R. Moschata (Species), Miller 1768:—Flower white, with yellow stamens, single, in large trusses, with cloves and musk fragrance. Growth vigorous. Ar. Pil. Perg.

R. Moschata grandiflora (Species), Bernaix 1886:—Flower pure white with golden stamens, single, borne in clusters, with musk fragrance. Growth the most rampant of all climbing roses. Ar. Perg. S.

R. moschata nepalensis (Species), Lindley 1824:—Flower white, with golden stamens, single, borne in clusters. Growth very vigorous. Syn. *R. Brunonii*.

R. Moyesii (Species), Hemsley & Wilson 1906:—Flower rich deep red, shaded with chocolate, large, single, with large red fruits. An introduction from China. Growth vigorous.

R. Multiflora (Species), Thunberg 1784:—Flower white, single, small, in large loose clusters. Used as a stock for budding. Growth vigorous. The Blackberry Rose. Syn. *R. Polyantha*.

R. Multiflora de la Grifferaie (Species), Jamain 1846:—Flower deep rose to blush, semi-double, in clusters. Growth very vigorous. A good stock for *T. Roses*. Pil.

R. nitida (Species), Willdenow 1809:—Flower bright rose-pink, single, with red wood and red foliage in autumn. Growth 12 to 18 inches in height; leaves glossy; coral red hips. Useful for rock garden. Bed. E.

Robert Betten (H.T.), J. C. Schmidt 1919:—Flower pure brilliant deep carmine red, large and full, sweetly fragrant. Growth vigorous, hardy; floriferous. Cut. F.

Robert Craig (Wich):—Flower yellow to white, like "*Alberic Barbier*";

early. Growth very vigorous. Ar. Pil. Perg.

Robert Scott (H.T.), R. Scott & Sons 1901:—Flower rose, large, very full, good foliage. Growth moderate. Exh.

Robin Hood (H.T.):—Flower soft rosy scarlet, full, free, good foliage. Growth vigorous.

Robin Lyth (H.P.), Will Taylor 1898:—Flower dark velvety crimson, good form, not very full, sweetly scented, good foliage. Growth very vigorous, erect. A. Bu.

Robusta (B.):—Flower rich deep crimson, sweetly scented, good foliage. Growth very vigorous. Standard. W.

Roby (Mult. ramb.):—Flower soft rose on a lemon ground, buds carmine, medium size, single, produced in corymbs, free. Growth vigorous. Ar. Pil. Perg.

Rödhätte (poly pom.), D. T. Poulsen 1911:—Flower clear cherry red, fairly large, semi-double. Growth vigorous and free flowering. Bed. Cut.

Roger Lambelin (H.P.), Veuve Schwartz 1890:—Flower dark velvety purple crimson, occasionally spotted white and rose, medium sized, moderately full. Growth vigorous.

Romeo (Wich), Walter Easlea 1919:—Flower deep red, double and of perfect form; resembling a miniature "*Liberty*." But.

Rosa acicularis (Species), Lindley 1820:—Flower pale rose-pink, single, early and hardy, with long scarlet fruits. Growth vigorous. Russia, Japan, and Alaska.

Rosa Altea (Single):—Flower lemon white with yellow anthers; summer flowering, free. Growth vigorous. Pil.

Rosa Evers (H.T.), O. Jacobs; introduced by J. Felberg-Leclerc 1913:—Flower outer petals creamy white, centre delicate flesh rose, large, full, of sweet perfume. Growth vigorous; free flowering. Cut. F.

Rosalind (poly pom.), G. Paul 1907:—Flowers bright pink with deeper buds, small, in large trusses. Growth dwarf. Bed.

Rosa Lucida (Macartney):—Flower rose coloured, single, beautiful reddish foliage, with glossy appearance. Growth vigorous; requires a warm dry situation.

Rosa Lucida Plena (Macartney):—Flower rose coloured, a double miniature flower of "*Rosa Lucida*."

Rosa Mundi (D.):—Flower red, striped white; the best of the striped roses; fragrant. Growth vigorous. This rose must not be confused with the "*York and Lancaster*." G. Bu.

Rose Andrée Messimy (H.T.), P.

Guillot 1914:—Flower brilliant orange ochre, shaded carmine, large, full, of good form. Growth vigorous; free flowering.

Rose Anemone (H. Species), Schmidt 1896:—Flower silvery shell-pink, shaded with rose, large, single, free, with glistening trifoliate leaves. Growth vigorous. Syn. *R. sinica anemone*.

Rose à parfum de l'Hay (rug.), J. Cochereaux 1903:—Flower purple cochineal carmine, very large, fairly full, globular, fragrant. Growth vigorous, floriferous. B.

Rose Apples (Rug.), G. Paul 1906:—Flower pale carmine-rose, semi-double, large petals, free. Growth vigorous. A fragrant form of *R. Rugosa*. Bu. H.

Rose Bradwardine (S. Briar), Lord Penzance 1894:—Flower clear rose colour, large, single. Growth very vigorous. Bu. H.

Rose Clop (H.T.), A. Schwartz 1913:—Flower pale rose tinted carmine with rosy white stripes, reverse of petals pale rose, with carmine rose centre, large, full, fine form; buds elongated. Growth vigorous.

Rose des Peintres (Prov.), Flower rose with deeper centre, very large, full; sweetly scented. Growth vigorous.

Rose d'Espérance (H.T.), H. A. Verschuren & Zonen 1918:—Flower of dark red to deep black colour, after the style of "Château de Clos Vougeot," of medium size. Bed.

Rose d'Evian (T.), Bernaix 1894:—Flower purple rose, very large and double, opening well, sweet. Growth vigorous. A. G.

Rose d'Herbeys (T.), André Schwartz 1902:—Flower deep canary yellow, centre nankeen yellow, tinted carmine and salmon orange, large and full. Growth vigorous, free flowering.

Rose du Barri (H.T.), B. R. Cant & Sons 1911:—Flower pure "Rose du Barri"; semi-double, perpetual flowering. Growth vigorous. Bed.

Rose Premier (H.T.), E. G. Hill 1919:—Flower pure rose-pink, perfect shape and free, fragrant. Growth vigorous.

Rose Romarin (T.), Nabonnand 1888:—Flower carmine lake, base of petals sunflower yellow, large, moderately full. Growth vigorous, climbing, floriferous. Pil.

Roseaie de l'Hay (rug.), Cochet-Cochet 1901:—Flower crimson red, changing to rosy magenta, large, double. Growth very vigorous. B.

Rosette de la Légion d'Honneur (H.T.), Bonnair 1895:—Flower salmon carmine, middle of flower

striped yellow, medium size, fairly full. Growth very vigorous, semi-climbing, free flowering. A. But.

Rosita Mauri (H.T.), Ketten Bros. 1913:—Flower pure deep rose pink, large, full, sweetly scented, elongated bud, produced singly on long and stiff stems. Growth vigorous, erect, free flowering. Bed. Cut.

Rosomane Gravereaux (H.T.), Souper & Notting 1898:—Flower white with tinge of pink, very large and full, sweet. Growth bushy, floriferous.

Rosomane Narcisse Thomas (T.), P. Bernaix 1908:—Flower scarlet shaded crimson, and suffused with apricot yellow, large and full. Growth vigorous, flowering continuously. Distinct. E.

Rouge Angevine (H.P.):—Flower poppy scarlet; huge petals when expanded, not unlike a pæony, scented. Growth vigorous.

Rowena (Wich), Wm. Paul & Sons 1912:—Flower carmine, changing to mauve pink, large sprays. Growth very vigorous. Ar. Pil. Perg.

Rowland Hill (H.P.), R. Mack 1888:—Flower dark velvety purple garnet changing to purple, large, full, imbricated, fragrant. Growth vigorous, floriferous. A. Cut. Exh.

R. pendulina (Species), Linnæus 1753:—Flower purplish crimson, single, pendulous orange fruits. Growth vigorous.

R. pomifera (Species), Herrmann 1762:—Flower bright blush to pink, single, with large apple-like fruits, red and hairy. Growth vigorous. Bu.

R. rubrifolia (Species), Villars 1789:—Flower bright pink with white eye, single, with small trusses, with reddish-grey wood and foliage; summer flowering. Growth vigorous.

R. Ruga (Ayr), Lindley & Clare 1830:—Flower shell pink to flesh to blush white, semi-double, in large clusters, fragrant. Growth very vigorous. Ar. Pil. Perg.

R. Rugosa (Rug.), Thunberg 1784:—Flower rosy-red, large, single, in small clusters, fragrant, with large, round, red fruits. Growth vigorous. Bu. H.

R. rugosa alba (Rug.), Thunberg 1784:—Flower pure white, large and single, fragrant, with large orange-yellow fruits. Growth very vigorous. Bu. H.

R. rugosa atropurpurea (Rug.), G. Paul 1900:—Flower deep blackish-crimson, large, single and fragrant. Growth very vigorous.

R. rugosa delicata (Rug.), Cooling 1898:—Flower clear soft rose colour,

large, single, and fragrant. Growth very vigorous.

R. rugosa fimbriata (Rug.), Morlet 1891:—Flower white tinted blush with fringed petals, like a picotee, fragrant. Growth very vigorous. The Fringed Rugosa.

R. rugosa repens (Rug), G. Paul 1903:—Flower pure white, large, single, and fragrant, with creeping habit. Growth vigorous. The Creeping Rugosa.

R. rugosa rubra (Rug.), Cels 1892:—Flower rich ruby crimson, shaded violet, large, single, and fragrant. A red variety of the alba. Growth very vigorous. Bu. H.

R. Sericea var pteracantha (Single), Paul & Son 1906:—Flowers pure white, single, with 4 petals, in form of Maltese cross. Fern-like foliage, large ruby red spines, early flowering. Growth vigorous, useful for rockwork. Bu.

R. Sericea pteracantha (Species), Franchet 1889:—Flower white and single, early, with large shining crimson thorns on the young wood. Growth vigorous.

R. Setigera (Species), Michaux 1803:—Flower deep pink with golden stamens, single, in small trusses, with rounded red fruits. Growth vigorous. North America. The Prairie Rose.

R. Setipoda (Species), Hemsley & Wilson 1906:—Flower pink, small and single, in large clusters, with bright red fruits and bristly flower stalk. Growth very vigorous. Central China.

R. spinosissima (Species), Linnæus 1753:—Flower white, single, with bristly and prickly stems. Growth vigorous. Europe and Asia. The Burnet Rose of Britain.

R. Spinosissima hispida (Species), Kochne 1893:—Flower sulphur-yellow, large and single. Growth vigorous. Growing in London gardens in 1781. Bu. T.

R. Spinosissima altaica (Species), Rehder 1902:—Flower lemon white with yellow stamens, large and single, with small black fruits like a currant. Growth vigorous. Central Asia.

R. Watsoniana (Single), Crepin 1888:—Flower pinky white, tiny and single, in small clusters, with bamboo-like leaves and trailing stems. Growth vigorous. Found in an American garden in 1878.

R. Wichuriana (Wich), Crepin 1886:—Flower glistening white, single, in clusters, with golden stamens, trailing habit, and glossy leaves. Growth very vigorous. China and Japan. Ar. Pil. Perg. S.

R. Willmottiae (Species), Hemsley & Wilson 1907:—Flower bright pink, single, with broad petals and small leaflets. Growth vigorous. Southwest China.

R. Xanthina (Species), Lindley 1820:—Flower lemon to buttercup yellow, single, with light green and smooth foliage. Growth vigorous. Afghanistan to China.

Rubella (Species):—Flower rose coloured, early, single. Growth vigorous. Bu.

Rubens (T.):—Flower white, slightly tinged with pink, well formed. Growth very vigorous. Exh. Standard.

Rubin (Mult. ramb.), J. C. Schmidt 1899:—Flower bright ruby-red, large, semi-double, produced in large clusters. Growth very vigorous, climbing, hardy; wood and foliage also tinged with red. Distinct. Ar. Perg. Pil.

Rubra (Rug.):—Flower deep rose shaded violet, large, single. Growth vigorous; a variety of "Alba." Bu. H.

Rubra Plena (Microphylla):—Flower rose colour, double, good foliage. Growth vigorous, tender. W.

Rubrifolia (Species), Dr. Swainson 1804:—Flower pale red, small. Growth very vigorous. Most attractive. B. G.

Ruby Gold (T.), J. O'Connor 1891:—Flower golden lemon yellow, centre salmon carmine, large, very full. Growth vigorous. G.

Ruby Queen (Wich ramb.), Conrad & Jones 1899:—Flower bright carmine with white eye, large, semi-double. Growth very vigorous. Ar. Perg.

Ruga (Ayr):—Flower pale flesh, free flowering. Growth very vigorous. Ar. Perg. E.

Rugosa alba (Rug.):—Flower white; a sport from "Rugosa rubra"; single, fine foliage. Growth vigorous. Bu. H. T.

Rugosa rubra (rug.), Thunberg:—Flower violet red, large, single. Growth vigorous. B.

Rugosa rubra plena (rug.), Regel. Syn. "Himalayensis," "Kaiserin des Nordens":—Flower purple violet red, large, double. Growth vigorous. B.

Ruhm von Steinfurth (H.T.), H. Schultheis 1920:—Flower cherry and geranium red, large, very full, of good form, very sweetly scented, buds long, produced single. Growth vigorous, erect branching; ample deep green foliage, free from all disease; exceedingly floriferous. "Frau Karl Druschki" by "General Mac Arthur." Fine for massing,

forcing and cut flower purposes.

Ruth (H.T.):—Flower dark orange, fair size, bold, petals globular. Growth vigorous and compact. Bed.

Sachsengruss (H.P.), Herm. Neubert; introduced by Hoyer & Klemm 1912:—Flower delicate flesh on a white ground, with china rose reflexes in the centre, large, full, Growth similar to "Frau Karl Druschki." Cut. F.

Safrano (T.), Beauregard 1839:—Flower succinum yellow shaded yellowish salmon, large, moderately full. Growth vigorous, floriferous. A. Cut. F. T.

Salamander (H.P.), Wm. Paul & Son 1891:—Flower scarlet crimson, very free. Growth moderate.

Salet (Moss), Robert 1854:—Flower bright rose edged with blush and well mossed. Growth vigorous. Bu.

Sallie (H.T.), B. R. Cant & Sons 1915:—Flower outer petals creamy flesh, gradually deepening towards the centre, with splashes of rich yolk of egg colour, large and full. Growth vigorous; free flowering; foliage bronzy green.

Sammy (Musk):—Flower carmine, perpetual flowering, clusters, semi-single, produced in corymbs. Growth shrub shoots from base 4 and 5 feet high.

Sander's White (Wich), Sander & Sons 1912:—This is the most free blooming of all the double white Wichuraiana crosses; it makes long vigorous growths, which are amply clothed in bright shining leafage, forming an admirable contrast to the large clusters of snow-white flowers. Perg. Pil. Ar.

Sappho (T.), Wm. Paul & Son:—Flower fawn colour, suffused with rose, centre deep yellow. Growth vigorous.

Sarah Bernhardt (H.T.), F. Dubreuil 1906:—Flower bright scarlet crimson, shaded with scarlet, large, semi-double, with large incurved petals. Growth vigorous, semi-climbing, very floriferous. B. Pil. T.

Scarlet Climber (Paul's) (Wich), Wm. Paul & Son 1916:—Flower scarlet, semi-double. Very vigorous. Ar. Pil. Perg. F.

Sceptre (Pernet), S. M'Gredy & Son 1921:—Flower bright flame colour shaded with orange at the base and a yellow reverse, erect, with pointed centre. Growth very vigorous.

Schloss Friedenstein (Mult. ramb.), J. C. Schmidt 1915:—Flower darkish blue with reddish violet centre, large and full, produced in large corymbs.

Growth very vigorous, climbing, deep green foliage, free from mildew. The best blue rose in existence.

Schneeball (Wich):—Flowers snow white, of medium size, produced in clusters. Growth very vigorous. Ar. Pil. Perg.

Schneekopf (Poly pom.):—Flower snow white, large, full, produced in large clusters. Growth dwarf. Bed.

Schneelicht (Rug.), Schmidt 1896:—Flower snow-white, perfect form. Growth very vigorous. Bu. H.

Schneewittchen (poly pom.), P. Lambert 1901:—Flower creamy white, changing to snow-white, small, double, sweet-scented, produced in corymbs. Growth dwarf. T.

Schneezwerg (rug.), P. Lambert 1911:—Flower pure snow-white, of medium size. Growth vigorous, free flowering.

Scipion Cochet (H.P.), E. Verdier 1887:—Flower velvety purple garnet shaded purple brown, large, full. Growth vigorous, erect. A. Cut.

Seabird (H.T.), Hugh Dickson 1913:—Flower clear primrose yellow, paling with age to creamy yellow, medium, of fine form and good substance, produced on long upright stems. Growth vigorous and free branching; flowering freely and continuously. Bed.

Seafoam (H. Brac), Wm. Paul & Son 1919:—Flower milk white flowers, double, a good autumnal rose. Growth vigorous. Ar. W.

Seagull (Musk), Wm. Paul & Son 1916:—Flower white, free, sweetly scented. Growth vigorous.

Seagull (Wich), Pritchard 1907:—Fragrant. Growth vigorous. Pil. ar.

Secretaris Zwart (H.T.), G. A. van Rossem 1918:—Flower bright rose, shaded salmon, large. Growth vigorous; free and late flowering.

Sénateur Mascraud (H.T.), Jos. Pernet-Ducher 1909:—Flower amber yellow, with yolk-of-egg centre, toning to light sulphur yellow as the flower expands, large, full, globular. Growth vigorous, free. A. Cut. Exh. G.

Sénateur Saint-Romme (H.T.), A. Schwartz 1904:—Flower coppery salmon china rose, shaded carmine and saffron hue, large, full. Growth vigorous, very free.

Sénateur Vaisse (H.P.), Guillot p. 1859:—Flower pure cochineal carmine, very large, very full, globular, very sweet. Growth vigorous, free. A. Cut. F. Exh. G.

Senorita Carmen Sert (H.T.), Jos. Pernet-Ducher 1916:—Flower Indian yellow shaded with pale carmine pink, the top of the petals bordered with bright carmine, large, full,

very large, full and sweet. Growth vigorous. A. Cut. G.

Steiler Rambler (Mult. ramb.), M. Leenders & Co. 1915:—Flower brilliant geranium-red, produced in large clusters, which in shape and type very closely resembles "Orléans-Rose." Growth vigorous, climbing.

Stella (Mult. ramb.):—Flowers bright carmine with white centre, single. Growth very vigorous. Ar. Perg.

Stéphanie et Rodolphe (T.), Levet 1881:—Flower nankeen yellow, passing to pale buff, pourtour creamy white, large, full, fragrant. Growth vigorous, climbing. Exh. Perg. Pil.

St. Helena (H.T.), B. R. Cant & Sons 1912:—Flower cream with a pink blush in centre, yellow at the base of petals and in some instances coming yellow well up the centre of the bloom, large, full, perfectly formed, with long shell shaped petals, carried erect. Growth vigorous.

St. Prix de Beuze (C.):—Flower crimson, good foliage. Growth very dwarf. Bed.

Sulphurea (T.), Wm. Paul & Son:—Flower bright sulphur yellow with handsome bronzy foliage. Growth vigorous. Bed. P.

Sultan of Zanzibar (H.P.), G. Paul 1876:—Flower purple shaded purple garnet, tinted purple violet, medium to large, full, globular. Growth moderate. A. Cut. F. G.

Sunbeam (H.T.), B. R. Cant & Sons 1912:—Flower deep yellow with peach shading in the bud state, opening to fawn yellow and old gold. Growth vigorous, free and continuous flowering, with handsome bronzy foliage. But.

Sunburst (H.T.), Jos. Pernet-Ducher 1912:—Flower superb cadmium yellow, with orange yellow centre, large, fairly full, cupped form, the buds generally borne singly on long, stout stems. Growth very vigorous, upright, and free flowering.

Sunny Jersey (Pernet), Le Cornu 1918:—Flower bronze apricot salmon and orange, free. Growth vigorous. A bud sport from "Mme. E. Herriot."

Sunrise (T.), Piper 1899:—Flower reddish carmine, shading to delicate fawn and pale salmon-pink with pointed buds. Growth moderate.

Sunset (T.), P. Henderson & Co. 1883:—Flower deep apricot, large, full, globular, opening well, very sweet. Growth vigorous, very free. A. Cut. Exh. F. G. T.

Sunstar (H.T.), Alex. Dickson 1921:—Flower salmon red with deep crimson base, the flowering growth erect,

branching one of the best roses in cultivation. Bed.

Susie (Poly pom.), Walter Easlea:—Flower peach and salmon with reddish splashes, rosette shape, slow in opening, very double, large. Growth dwarf. Bed.

Suzanne Marie Rodocanachi (H.P.):—Flower soft rosy cerise, large, full. Growth vigorous. Exh.

Suzanne Turbat (poly pom.), E. Turbat & Cie. 1919:—Flower coral red shaded bright pink, large for its class, double. Growth dwarf; very free flowering.

Sweet Briar Common (S. Briar):—Flowers pale pink foliage, very fragrant. Growth very vigorous. Bu. H.

Sweet Briar Double Scarlet (S. Briar):—Flower rosy-red, bright double, sweetly scented. Growth very vigorous. Bu. H.

Sweet Briar Double White (S. Briar):—Flower flesh white. Growth very vigorous. Bu. H.

Sweetheart (Wich):—Flowers white with faint blush, double. Growth very vigorous. Ar. Pil. Perg.

Sweet Lavender (Mult. ramb.), G. Paul 1912:—Flower light lavender pink, with golden stamens, single, large clusters distinct, free. Growth very vigorous. Ar. Pil. Perg.

Sylph (T.), Wm. Paul & Son:—Flower ivory white, tinted with peach, centre creamy pink, large. Growth vigorous.

Sylvia (Mult. ramb.), Wm. Paul & Son 1911:—Flower pale lemon-yellow passing to cream and pure white, small double flowers in large loose sprays. Growth very vigorous. Ar. Pil. Perg.

Tausendschön (Mult. Ram.), J. C. Schmidt 1906:—Flower soft pink in opening, the petals becoming reflexed with carmine-rose when expanding, medium, double, produced in large clusters. Growth very vigorous, climbing, almost thornless. Distinct. Perg. Pil.

Tausendschön White (Mult. ramb.):—Flower pure white; a form of "Tausendschön" (red).

Tea Rambler (Mult. ram.), G. Paul & Son 1903:—Flower coppery pink to soft salmon pink. Growth very vigorous. Ar. Pil. Perg.

Tennyson (H.T.), Wm. Paul & Son:—Flowers pearly white, shaded with flesh and pale pink; very large, full to the centre, and a fine globular form. Growth vigorous.

Teresa Bevan (C.):—Flower coppery orange, shading to deep sal-

mon, free flowering. Growth vigorous. A.

T. F. Crozier (H.T.), Hugh Dickson 1918:—Flower deep canary yellow, large, full and globular, with high-pointed centre. Growth strong vigorous, branching; foliage olive green, mildew proof. Exh.

Thalia (Mult. ramb.), Schmitt 1895:—Flower pure white, small, semi-double, fragrant, produced in clusters, very vigorous, climbing; very hardy. Ar. Perg. Pil. W.

The Bride (T.), May 1886, Syn. "White Catherine Mermet" (De Forest):—Flower amber white, changing to creamy white, edges of petals suffused rose, large, full, imbricated, opening well, very sweet. Growth vigorous, free flowering. A. Bed. Cut. F. G.

The Dawson Rose (Mult. ramb.):—Flower pale rose, semi-double. Growth very vigorous. Ar. Pil. Perg.

The Dowager Countess of Roden (H.T.), Wm. Paul & Son 1919:—Flower bright silvery pink, large and full. Growth very free flowering. Bed. Exh.

The Farquhar (Wich):—Flower large, clusters of soft pink flowers, very rapid grower. Exh.

The Garland (Hybrid Musk), Wells 1835:—Flower fawn buds, nankeen and pink to blush white, large clusters, semi-double. Growth vigorous; summer flowering.

The General (H.T.), J. H. Pemberton 1920:—Flower blood red, flushed orange, large, full-pointed, globular, carried erect; fragrant damask perfume. Growth compact, foliage dark green, wood claret; flowering continuously from early summer to late autumn.

The Lyon (Mult. ramb.):—Flower bright crimson, single; a seedling from "Crimson Rambler."

The Premier (Lucens), G. Paul & Son 1918:—Flower white, semi-double, in large clusters, glossy evergreen foliage. Growth vigorous.

The Queen (T.), Dingee & Conard Co. 1889:—Flower pure white, outer petals suffused rose, large, full, opening well, fragrant. Growth vigorous, floriferous. A. Cut. T.

The Queen Alexandra Rose (Pernet), S. M'Gredy & Son 1918:—Flower intense vermilion, deeply shaded old gold on reverse of petals, large, freely produced. Growth vigorous, deep glossy green, mildew proof. Bed.

Theresa (T.):—Flower rich apricot colour, semi-double; flowers with golden anthers. Growth vigorous.

The Wall Flower (Mult. ramb.):—

Flower soft rosy crimson, freely produced on the full length of the shoots. Growth very vigorous. Ar. Pil. Perg.

Thisbe (Hybrid Musk), Rev. J. H. Pemberton 1918:—Flower chamois-yellow rosettes, in clusters. Growth vigorous. W.

Thoresbyana (Mult. ramb.), Bennett 1840:—Flower white, small, semi-double, flat, produced in panicles. Growth very vigorous, climbing, free. Ar. H. Perg. Pil. W.

Thousand Beauties (Mult. ramb.), J. C. Schmidt 1906:—Flower pink turning to bright rose and carmine, produced in large trusses; summer flowering. Growth very vigorous. Ar. Pil. Perg.

Thusnelda (Rug.):—Flower light salmon pink, semi-double, early and late. Growth vigorous. Bu. H.

Tillier (T.), Bernaix 1891:—Flower rosy flesh, shaded salmon rose and purple rose, medium, fairly full, opening well, fragrant. Growth vigorous, free flowering. A. G. T.

Tim Page (Pernet), Courteney Page 1920:—Flower pure daffodil yellow. Growth sturdy, foliage glossy, mildew proof.

Tinted Venus (Rug.):—Flower blush, large. Growth vigorous. Bu. H.

Tiny Tim (poly pom.), Easlea 1917:—Flower coppery pink, small, in trusses. Growth dwarf. Bed. E.

Tipperary (H.T.), S. M'Gredy & Son 1916:—Flower soft golden yellow, carried erect; sweetly scented. Growth stout, upright, free; free flowering.

Tiptop (poly pom.), Lambert 1909:—Flower orange yellow edged with carmine. Growth dwarf. Bed.

Titania (C.), Wm. Paul & Son 1915:—Flower coppery-crimson in bud state, changing to deep salmon-red when opening, base of petals shaded with clear yellow. Growth bushy and branching; very free flowering. G. Bed.

Tito Hekekyan (H.T.):—Flower rosy coral red shaded with yellow, centre bright coral purple.

Toison d'Or (Pernet), Jos. Pernet-Ducher 1921:—Flower apricot yellow, shaded with orange red, large, full, globular; oval orange yellow bud. Growth spreading branching habit, very free flowering. Bed. G.

Tom Wood (H.P.), Alex. Dickson & Sons 1896:—Flower brownish-red, deep, cupped, sweetly scented. Growth vigorous.

Toreador (Pernet), Wm. Paul & Son 1919:—Flower rosy red, semi-double; buds crimson, outside of petals golden yellow. Growth upright; very free blooming. Distinct. Bed. G.

Totote Gelos (H.T.), Pernet-Ducher 1915:—Flower flesh white shaded with chrome-yellow in the autumn, large, full, and globular, with long and pointed buds.

Tour de Malakoff (Prov.), Soupert & Notting 1856:—Flower purple, changing to dark violet, large, full. Growth vigorous.

Tricolore de Flandre (Gallica), E. van Houtte 1846:—Flower white, striped purple and violet, medium, full. Growth moderate.

Trier (Hybrid Musk), P. Lambert 1904:—Flower creamy-white, edged with fawn, semi-single. Growth vigorous. Bu. Pil. A.

Triomphe de Caen (H.P.):—Flower deep velvety purple, shaded with scarlet crimson, large, full. Growth vigorous.

Triomphe de Pernet père (H.T.), Pernet p. 1890:—Flower lilac rose with cochineal carmine reflexes, large, full. Growth vigorous, erect, very free.

Triomphe Orléanais (poly pom.), J. Peauger 1912:—Flower of bright cherry red colour, large for its class, produced in corymbs. Growth vigorous, erect; foliage bright glossy green.

Triumph (H.T.), E. G. Hill Co. 1906:—Flower deep carmine with dark crimson shadings, large full, elongated bud, fragrant. Growth vigorous, floriferous. A. Cut. F. G. T.

Troubadour (Wich ramb.), Walsh 1909:—Flower crimson, double, with dark glossy foliage, very free growth. Very vigorous. Ar. Pil. Perg.

Tuscany (D.):—Flower very dark and very fragrant. Growth vigorous.

Ulrich Brunner fils (H.P.), A. Lever 1881:—Flower geranium red, changing to cochineal carmine when fully open, large, fairly full, cupped form, opening well, fragrant. Growth vigorous, erect, hardy and very free flowering. A. Bed. Cut. Exh. F. G. T.

Ulster Gem (H.T.), Hugh Dickson 1916:—A single rose, its large shell petals of deep primrose yellow and its prominent and abundant anthers showing conspicuously on the large open flowers, frequently 6 ins. in diameter, and of beautiful outline. Growth free and vigorous, producing its flowers in endless profusion throughout the season. Bed.

Ulster Standard (H.T.), Hugh Dickson 1917:—Flower of bright deep

crimson colour. A single rose of great merits and free branching growth. The shoots, which grow to a uniform height of 2 feet branching into loose corymbs covered with buds, open to large, round flowers of intense deep crimson, with prominent yellow anthers.

Ulster Volunteer (Single), Hugh Dickson 1918:—Flower brilliant cherry-red, white eye, large and single; blooms 5 to 6 inches across, early and late. Growth vigorous.

Una (H. Briar), G. Paul & Son 1900:—Flower pale cream, semi-single, semi-climber; summer flowering. Growth vigorous. Ar. Bu. Pil.

Una Wallace (H.T.), S. M'Gredy & Son 1921:—Flower clear cherry rose with beautifully formed flowers, free and fragrant, good foliage. Growth vigorous. Exh.

Unique Blanche (Prov.), Grimwood 1778:—Flower pure white, medium size, full, fragrant. Growth vigorous.

Unique Jaune (N.), Moreau 1872:—Flower nankeen yellow shaded Japanese yellow suffused salmon rose, medium, fragrant. Growth vigorous, climbing. A. Pil.

Unique Provence:—Syn. White Provence.

United States (Pernet), H. A. Verschuren & Zonen 1918:—Flower deep lemon yellow. Growth like "Arthur R. Goodwin."

Urania (H.P.):—Flower cherry crimson, free, good foliage. Growth vigorous.

Van Houtte (H.P.), Lacharme 1860:—Flower strawberry red shaded crimson and purple garnet, large, full, globular, very sweet. Growth vigorous, free flowering. A. Bed. Cut. Exh. F. G. T.

Vanity (H. Musk), Rev. J. H. Pemberton 1920:—Flower rose-pink, large, semi-single, free, in large clusters. Growth vigorous. Pil.

Veichenblau (Mult. ramb.), J. C. Schmidt 1908:—Flower bluish-purple, of medium size, double, produced in clusters. Growth very vigorous, climbing. Very distinct. B. Pil.

Veluwezoom (H.T.), W. Lourens 1908:—Flower brilliant carmine passing to deep rose, large, full, opening well. Growth vigorous, very free. G.

Verdun (poly pom.), Barbier & Cie. 1918:—Flower bright purple carmine, large, globular form, produced in large corymbs. Growth vigorous, dwarf and branching; floriferous. Bed. P.

Verna Mackay (H.T.), Alex. Dickson & Sons 1912:—Flower delicate ivory sulphur buff, changing to brilliant lemon as the flower expands, medium-sized, of exquisite spiral formation, carried on erect stems, distinctly pot-pourri perfumed. Growth vigorous, erect, free branching.

Verschuren's Liebling (H.T.), H. A. Verschuren & Zonen 1906:—Flower carmine china rose, with coppery reflexes, large, full, fragrant. Growth moderate, robust. Cut.

Vesta (Austrian Briar), Easlea 1918:—Flower coral-red and yellow to rosy scarlet and old rose, single; colour resembles "Mme. E. Herriott"; sweetly perfumed. Growth vigorous. Bed. H.

Vick's Caprice (H.P.), James Vick 1891:—Flower lilac rose, striped white and rose Neyron red, large, full, of cupped form. Growth vigorous, floriferous. A. Cut. F. G.

Vicomte Maurice de Mellon (H.T.):—Flower of apricot and yellowish salmon colouring, with coppery reflexes, washed with peach-blossom, large, full, of elongated egg-shaped formation, opening well; sweetly scented. Growth vigorous branching, free flowering. Bed. Cut.

Victor Hugo (H.P.), Schwartz 1884:—Flower crimson carmine shaded purple, medium to large size, full, globular, fragrant. Growth vigorous. A. Cut.

Victor Teschendorff (H.T.), Raised by Ebeling; introduced by V. Teschendorff 1920:—Flower white with a suffusion of greenish yellow at the base, large, full, high centred.

Victor Verdier (H.P.), Lacharme 1859:—Flower brilliant deep carmine lake, changing to deep rose Neyron red, large, full, globular, with high centre. Growth moderate, free flowering. A. Cut. F. G.

Victory (H.T.), S. M'Gredy & Son 1920:—Flower glowing scarlet-crimson, long and pointed, sweet scented. Growth perfect, foliage bold glossy green; free flowering. Distinct. Bed. F.

Vierge de Cléry (Prov.), Baron-Veillard 1888:—Flower white, large and full. Growth vigorous, floriferous.

Village Maid (G.), Rivers 1840:—Flower white, striped with rose and purple, variable, large and full. Growth vigorous. Bu.

Violacée (Moss), Soupert & Notting 1876:—Flower steel blue shaded with violet, changing to greyish pink, large and full. Growth vigorous.

Violet Blue (Mult. ramb.), Schmidt 1908:—Flower lilac rose to bluish purple and steel blue, small, in

large clusters. Syn. Veilchenblau
Violet Bouyer (H.P.):—Flower white shaded with delicate flesh colour, large, full, well formed, good foliage. Growth vigorous.

Violiniste Emile Lévêque (H.T.), Jos. Pernet-Ducher 1897:—Flower bright flesh pink, shaded yellow, medium size. Growth vigorous, very free.

Violoncelliste Albert Foures (H.T.), J. Croibier & Fils 1920:—Flower orange yellow tinted chamois, large and full. Growth vigorous, glossy green foliage; very free flowering.

Virginian Rambler (Ayr):—In the way of "Dundee Rambler," but the flowers are shaded with pink.

Virginie Demont Breton (N.):—Flower coppery rose, changing to salmon rose, free, sweetly scented. Growth very vigorous.

Viridiflora (C.), Bambridge & Harrison 1856:—Flower green, colour of foliage, of medium size, double. Growth moderate.

Viscount Carlou (H.T.):—Flower warm carmine pink, free flowering, good foliage. Growth vigorous.

Viscountess Enfield (Pernet), Jos. Pernet-Ducher 1910:—Flower coppery old rose shaded with yellow; the inner petals are deeply tinted with carmine, while the centre ones are sometimes striped yellow, large, full, elongated cupped form. Growth vigorous, erect branching, free, perpetual flowering.

Viscountess Folkestone (H.T.), Bennett 1886:—Flower creamy white, shaded salmon rose, large, full, opening well, very sweet. Growth vigorous, exceedingly free flowering. A. Bed. Cut. G. T. Exh.

von Hoetendorf (Pernet), J. C. Schmidt 1916:—Flower yellowish pink with coppery yellow centre, large, full. Growth vigorous, erect branching; handsome foliage.

V. Vivo é Hijos (T.), Bernaix 1894:—Flower carmine rose with salmon and apricot yellow centre, medium, full. Growth vigorous, free. A.

Walter G. Clark (H.T.), Wm. Paul & Son 1917:—Flower deep maroon-crimson shaded black, large, moderately full, very fragrant. Growth very vigorous, with handsome dark green foliage, the young shoots being beautifully tinted with red. A. Bed. Cut.

Walter Speed (H.T.), Alex. Dickson & Sons 1909:—Flower deep lemon yellow, developing to milk white,

large, full. Growth robust, vigorous, erect, free. A.

Waltham Bride (Mult. ramb.), Wm. Paul & Son 1906:—Flower snow white, double, large, clusters, early. Growth very vigorous. Ar. Perg. Pil.

Waltham Climber (H.T.), Wm. Paul & Son 1885:—Flower bright rosy crimson, large, full, imbricated, very sweet. Growth very vigorous, climbing, hardy, free. A.

Waltham Flame (H.T.), Chaplin Bros., Ltd., 1921:—Flower deep apricot shaded bronzy orange, scented, dark green foliage. Growth strong, free, branching habit. Bed.

Waltham Rambler (Mult. ramb.):—Flower rosy pink, single, extra large trusses. Growth very vigorous. Ar. Perg. Pil.

Waltham Scarlet (Single), Wm. Paul & Son 1914:—Flower crimson scarlet, single. Growth vigorous.

Warrior (H.T.), Wm. Paul & Son 1906:—Flower vivid scarlet-crimson, buds blood red, long and handsome, very large, semi-double. Growth vigorous, free. Cut. Bed. F.

Wartburg (Mult. ramb.):—Flower carmine rose with twisted petal like a cactus dahlia, large clusters, free. Growth very vigorous. Ar. Perg. Pil.

W. B. Bennett (H.T.), Bennett 1885:—Flower crimson, large, full, opening well, highly perfumed, long bud. Growth moderate, floriferous. A. Cut. F. T.

W. C. Gaunt (H.T.), Alex. Dickson & Sons 1916:—Flower brilliant (velvet) vermilion, tipped scarlet, reverse of petals crimson maroon, of medium size, pointed and perfectly formed, carried erect; tea-rose perfumed. Growth vigorous, branching, with handsome large oval beech-green foliage. Bed.

Wedding Bells (Mult. ramb.):—Flower rose pink, free. Growth vigorous. Ar. Perg. Pil.

Weddingen (H.T.), P. Lambert 1915:—Flower fresh silvery salmon rose, passing to salmon carmine towards the centre, large, full, fragrant. Growth bushy, erect, hardy; free, continuous flowering.

W. E. Lippiatt (H.T.), Alex. Dickson & Sons 1907:—Flower brilliant velvety crimson, shaded maroon. Growth vigorous. Exh.

Weisser Herumstreicher (Mult. ramb), J. C. Schmidt 1895:—Flower pure white, large for its class, full, produced in clusters. Growth very vigorous, climbing, free. Ar. Perg.

Westfield Star (H.T.), H. Morse 1920:—Flower delicate sulphur-yellow to lemon-white, large, full, and per-

fect shape. Sport from "Ophelia." Growth vigorous, erect.

White Baroness (H.P.):—A white sport from "Baroness Rothschild"; flowers large and double. Growth vigorous, erect.

White Bath (Moss):—Flower paper white. Growth moderate. Bu.

White Caroline Testout (H.T.), S. A. Vosters 1910:—A pure white descendant from the invaluable "Caroline Testout," which it resembles in all save colour. A. Bed. Cut. F. G.

White Cécile Brunner (poly pom.), Easlea 1919:—Flower pure white to sulphur yellow. Growth dwarf. Bed. E.

White Dorothy (Wich), B. R. Cant & Sons 1909:—A pure white sport from the invaluable "Dorothy Perkins," which it resembles in all save colour. Ar. Perg. Pil. S. W.

White Killarney (H.T.), Waban Conservatory 1909:—A pure white sport of the well-known "Killarney." Bed. Exh. Cut. F. G.

White Maman Cochet (T.), Cook 1897:—A sport from "Maman Cochet," with snowy white flowers; usually tinged with blush or cream. A. Bed. Cut. Exh. F.

White Maréchal Niel (T.), Fr. Deegen jr. 1895:—Sport from "Maréchal Niel," with creamy white flowers, outer petals suffused with rose, large and full. Growth very vigorous, climbing. Very distinct. A. F. Exh.

White Moss (Moss):—Flower pure white, semi-double, blooming in clusters. Growth vigorous. Bu. But.

White Ophelia (H.T.), E. G. Hill & Co.:—Flower white. Growth vigorous. Cut. Exh. F.

White Perpetual (Moss):—Flower white, well mossed, pretty in the bud. Growth vigorous. Bu. But.

White Pet (poly pom.), Henderson 1879:—Flower creamy white, double, in clusters, small. Growth dwarf. Bed.

White Provence (Prov.), Grimwood 1777:—Flower paper white, free, summer flowering. Growth vigorous. Bu. G.

White Rambler (Pemberton's) (Mult. ramb.), Rev. J. H. Pemberton 1914:—Flower white rosettes, in large clusters, late flowering. Growth very vigorous.

White Tausendschön (Mult. ramb.), Wm. Paul & Son 1913:—Flower white, sometimes flaked with pink, buds blush white, possessing all the well-known good qualities of "Tausendschön." Bed. F.

Wichmoss (Moss):—Flower deep rosy white, buds well mossed, a

hybrid of *wichuriana* and a moss. Growth vigorous. Bu. But.

Wichuriana (Wich ramb.), species from Japan 1880:—Flower white with yellow anthers, single, fragrant. Growth creeping, very vigorous.

William Allen Richardson (N.), *Veuve Ducher* 1878:—Flower varying from pale buff to apricot yellow, medium, full, sweet-scented, pointed bud. Growth very vigorous, climbing. Distinct. Pil. W.

William Cooper (H.T.), *Hugh Dickson* 1914:—Flower deep rich lake red, large, full and beautifully formed, with high pointed centre, produced in endless profusion. Growth vigorous, free, upright branching, foliage large. G.

William F. Dreer (Pernet), *Howard & Smith* 1920:—The flowers, which are similar in shape to "Los Angeles," and like that variety; these, in expanding, are of a soft silvery shell-pink, the base of the petals of a rich golden-yellow which, at certain stages of development, gives a golden suffusion to the entire flower, this golden suffusion being particularly brilliant early and late in the season.

William Shean (H.T.), *Alex. Dickson & Sons* 1906:—Flower purest pink, veined ochre yellow, very large, full, elongated pointed bud, fragrant. Growth vigorous, free flowering. A. Cut. Exh. G.

William Thomson (poly pom.), *M. Leenders & Co.* 1920:—Flower salmon carmine and bright rose. Growth vigorous and compact; continuous blooming. Bed. F.

Willowmere (Pernet), *Jos. Pernet-Ducher* 1913:—Flower rich shrimp pink shaded yellow in the centre and toning to carmine pink towards the edges of the petals, large, full, of elongated cupped form, carried on long and stout flower stalks; buds long, of carmined coral red colour. Growth very vigorous; erect branching habit, with few thorns, light green foliage.

Wm. R. Smith (T.), *Smith* 1908:—Flower creamy white, tinted lilac rose, very large, very full. Growth vigorous. A. Cut.

Xanthina (Species):—Flower lemon yellow single, early summer flowering, known as "Ecaë." Growth vigorous. G. H.

Xavier Olibo (H.P.), *Lacharme* 1864:—Flower velvety black shaded amaranth and fiery red, large, full, globular, high-centred, very sweet. Growth vigorous. A. Cut.

Yellow Banksia:—See *Banksia Lutea*.

Ynes Druhen (H.T.):—Flower dark velvety red, full, highly perfumed. Growth vigorous.

York and Lancaster (D.):—Flower pale rose or white, sometimes striped, fragrant, summer flowering; "Rosa Mundi" is incorrectly called by this name. Growth, which is similar, is vigorous and free. Bu.

Yves Druhen (H.T.), *E. Buatois* 1921:—Flower dark velvety red, fairly full; highly perfumed. Growth vigorous, branching.

Yvonne (Wich ramb.), *F. Cant & Co.* 1921:—Flower soft pink with deeper centre and yellow base, in large loose trusses, good foliage. Growth very vigorous. Ar. Perg. Pil.

Yvonne Rabier (poly pom.), *Turbat & Co.* 1910:—Flower ivory white, flowers in large clusters, free, perpetual flowering. Growth dwarf. Bed. E.

Yvonne Vacherot (H.T.), *Souper & Notting* 1905:—Flower porcelain white suffused pink, large, full, opening well. Growth vigorous, floriferous. Cut. F. T.

Zenobia (Moss) *Wm. Paul & Son*, 1892:—Flower soft satin rose, large, full, buds well mossed. Growth vigorous. Bu. But.

Zephirine Drouhin (B.), *Bizot* 1873:—Flower bright silvery pink, semi-double, very showy, delicate perfume, thornless. Growth very vigorous. G. Pil. H.

All descriptions of Roses in this Dictionary are edited descriptions of the raisers, introducers and growers, and the author tenders his most sincere thanks for their kindly information and support of his book.

THE LAST WORD.

LET the last word be always the advice of your nurseryman or of an expert. An ill-balanced bed is a source of trouble at the pruning season and often a disappointment at the time of flower.

A letter to any nursery will always secure the necessary information required, and a list of trees suited for any bed in any situation.

DISCRETION.

ON going down my garden path,
I saw two roses kissing,
The one it was the Duchess of —
The other word is missing!

I swore I'd tell the Duke of —
And went to find his Grace.
But, lo! he too was well engaged
In a very shady place.

I turned my back and walked away,
Then all the labels read,
But never, never will I say
Who occupied each bed! T.G.W.H.

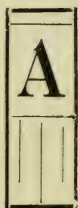
FINIS.

This book has been compiled, printed and published in its entirety by ex-service men of His Majesty's Forces.

Ye Sundial Booke

— by —

T. Geoffrey W. Henslow, M.A., F.R.H.S.



fascinating work containing upwards of 400 pages of line drawings from original sketches of Sundials that exist, both ancient and modern. The most complete & authoritative work on Horology extant

Royal 8vo. 422 pp. Bound White Vellum, Lettered in Gold.

Only a few copies remain unsold. Orders executed in rotation.

Price £1 Net.

To be obtained from—

*THE VICKERY PRESS, Ltd.
187, Westbourne Grove, London, W. 11.*

INDEX.

	PAGE		PAGE
Aphides	104	Continental Growers ...	355
April, Calendar of Work	212	Cutting for Exhibition	129
Arches, Roses for ...	181	Cuttings from Roses ...	93
Artificial Manures	30, 33	,, Briar ...	67
Attar of Roses	7	,, in open ground	94
August, Calendar of		,, Laxa ...	61
Work	216	,, Manetti ...	68
Autumn Roses	170	,, under glass ...	95
Austrian Briar, The ...	166	Damask Rose, The ...	164
Ayrshire Roses, The ...	167	December, Calendar of	
Banks, Roses for	186	Work	220
Banksian Rose, The ...	169	Decoration, Roses for ...	133
Bedding, Roses for ...	186	Depth for Planting ...	42
Beds	40	Disbudding for medalrose	123
Benches, Rose	159	Disbudding of buds ...	117
Berberry-Leaved Rose,		,, .. eyes ...	55
The	175	,, .. shoots ...	118
Black Spot	107	Dog-Rose	64
Blooms	123	Drainage	19
Bourbon Rose, The ...	172	Dressing of Rose Blooms	130
Boursalt Rose, The ...	168	Dwarf Trees	226
Bracken	45	Evergreen Rose, The ...	168
Briar, Austrian	166	Exhibiting, Roses for ...	187
Cutting	67	Exhibition Boxes	127
,, Seedling	69	Fairy Roses	173
,, Standard	65	February, Calendar of	
,, Sweet	167	Work	210
Budding knife	84	Fibrous Roots	17
Budding of Roses ...	80	Forcing of Roses	147
Building	197	Fragrance	115
Burnt Ash	37	French Rose, The	165
Bushes, Roses for ...	185	Frost, Protection against	45
Button-hole Roses ...	133	Fungus	105
Calendar, The Rose		Garden Ornaments ...	203
Growers	209	Garden Roses	58
Canker, Rose Tree ...	107	Garden Refuse	36
Carbon, Value of	29	Gardens, Treatment of	
Caterpillars	101	Soil	20
Cesspool	37	Glass, Roses for culture	
Chalk Soil	19	under	192
China Rose, The	173	Gold Medal Roses of	
Christmas	9	N.R.S.	193
Clay Soil, Treatment of	19	Grafting	89
Climbing Roses,		,, cleft	92
Pruning of	54	,, rind	91
Climbing Roses, under		,, wedge	93
glass	157	,, whip	90
Colour in decoration ...	134	Gravel Soil	20
,, scheme	125	Greek influence on Rose	
"Contentment"	14	growing	5

INDEX (continued)

	PAGE		PAGE
Green Fly	104	May, Calendar of Work	213
Greenhouse	149	Medal Blooms	121
Grubs, Destruction of ...	101	Mildew	105
Guano	36	Microphylla Rose, The	175
Heating of Houses	150	Moisture	18
Hedges, Roses for	180	Moisture in Greenhouses	159
Heeling in of Roses	40	Moss for Exhibition	129
Hoe	18	Moss Roses	163
Holders for labels	41	Motor Mowers	205
House Decoration with		Mulching... ..	35
Roses	141	Musk Rose, The... ..	174
Hybrid Bourbon Roses	166	"My Flower Everlasting"	14
,, China Roses	165	"National Emblem, The"	12
,, Perpetual Roses	171	National Rose Garden... ..	356
,, Tea Roses	172	Night Soil	36
Hybridisation of Roses	71	Nitrates	32
Humus	32	Noisette Rose, The	174
Inarching	79	November, Calendar of	
Insect pests	99	Work	219
January, Calendar of		October, Calendar of	
Work	209	Work	218
Japanese Rose, The	176	Pegging down of Roses	185
Judging of Roses	131	,, selection for	186
,, on points	131	Pergolas of cut timber..	199
July, Calendar of Work	215	,, rustic	199
June, Calendar of Work	214	Pests	100
Labels for Boxes	129	Phosphates	30
,, ,, rose trees	41	Pillar Roses	57
Larvae of insects	103	Pillars, Selections for	182
Late planting of Trees	45	Plans and Planting	
Lawrenceana Rose, The	173	Schemes	221
Layering of wood	96	Planting of Trees	41
Leaf-cutting Bee	104	Planting late in Season	45
Leaf-scorch	107	Polyantha Rose, The	175
Leaves	20	Pompom	135
Leaves for protection		Potash	30
against frost	45	Pot Roses... ..	153
Lime	30	Potting Soil	153
"Live!"	11	Preparation of Rose Beds	18
Liquid Manure	37	Propagation	71
Loam	20	Protection of Trees	45
Macartney Rose, The	175	Provence Roses	163
Manetti stocks	68	Pruning	49
Manures, Classification of	25	,, Autumn versus	
,, digging in of... ..	28	Spring... ..	50
,, farm yard	35	Pruning of Climbers	54
,, fish	37	,, ,, dwarfs	61
,, house	36	,, ,, garden roses	58
Manures, reliable artificials	27	,, ,, pillars	57
,, stable	33	,, ,, roots	153
March, Calendar of Work	211	,, ,, standards	60

INDEX (continued)

	PAGE		PAGE
Pruning of weeping roses	59	Shelter	16
List of Traders in this section:—		Sites for Roses ...	16, 39
Alex Dickson & Sons, Ltd.	228	Soils	15
A. D. Thompson, F.R.H.S.	285	„ for potting ...	153
Bees, Ltd.	301	Soot and sheep manure	37
Benjamin R. Cant & Sons	233	Sooty Mould	107
Burbage Nurseries, Ltd.	253	Spraying against insect pests	101
Chaplin Bros., Ltd. ...	249	Spraying against mildew	155
D. Prior & Son, Ltd. ...	309	„ with pure water	104
Frank Cant & Co. ...	241	Sprays and Buttonholes	133
Gazes	281	Standards, Procuring of stocks	65
George Burch	297	Standards, Roses for ...	183
G. G. Whitelegg & Co....	317	Stocks	63
Henry Merryweather & Sons	257	„ Briar cuttings ...	67
Hugh Dickson, Ltd. ...	237	„ Briar seedlings ...	69
James Carter & Co. ...	273	„ De la Grifferaie ...	64
King's Acre Nurseries...	305	„ Dog Rose	64
R. Wallace & Co., Ltd.	265	„ Laxa	64
R. H. Bath, Ltd....	277	„ Length of	66
Samuel McGredy & Son	245	„ Manetti	64, 68
S. Spooner & Sons ...	293	„ Standard Briars...	64
The Lakeland Nurseries	269	Stone for paths	207
William Ferguson ...	261	Suburban Gardens, Roses for	191
Wm. Paul & Son	289	Suckers	97
Queen of Flowers ...	6	Sulphur, Flowers of ...	105
Red Rust	105	Sweet Briar, the ...	167
Red Spider	155	Tap Roots	16
Roman Influence on Rose Growing... ..	6	Tea Roses	178
Roots, Cutting of ...	153	„ pruning of ...	174
Rose Beds, Preparation of	18	„ selections	188
Sand	19	Thermometer Six's ...	155
Sandy Soil	20	“The Rose Garden” ...	14
Saw	54	“The Time of Roses” ...	11
Scent	115	Thrips	155
Scotch Rose, The ...	167	“To the Wild Rose” ...	11
Secateurs	53	Top dressing	28
„ versus knife... ..	53	Tying, Raffia for ...	88
Seed, Sowing of... ..	69	„ in of buds	86
Seedlings	75	Types of Exhib' Blooms	121
„ growing of in the open ...	76	Unpacking of Trees ...	40
Selections	177	Varieties and Habits ...	161
September, Calendar of Work	217	„ Selections	177
Setting up for Exhibition	126	Ventilation of Greenh'se	155
Shade	16	Walls, Roses for ...	178
Shading of Roses ...	123	Watering	47
		Weeping Standards, Roses for	183
		White Roses, The ...	166
		Wichuraiana Roses ...	170

ORCHIDS.

Armstrong & Brown

F.R.H.S.

Orchid Specialists,

RAISERS, GROWERS, IMPORTERS

:: :: AND EXPORTERS. :: ::



EXPERT ADVICE and Estimates
given for the erection of MODEL
ORCHID HOUSES, which are
acknowledged to be PERFECT
in every detail and give the most
SATISFACTORY RESULTS.



**Hybrids and Rare and Choice Species a
Speciality.**

THE BEST POTTING MATERIALS for ORCHIDS
SUPPLIED. ALSO THE BEST INSECTICIDE.

“Orchidhurst,”

TUNBRIDGE WELLS, Kent, Eng.

Telephone—Tunbridge Wells 1001.
Telegraphic Address—

“Orchid, Tunbridge Wells.

Nearest Station,
Southborough S.E. & C. Rlys.
(31 miles from London).

A SUMMER EVENING'S PASTIME

IN YOUR ROSE GARDEN

"THE CONYNGHAM CUP"

Race Game. It kept many British and Allied Officers in a German Prison Camp happy, and it will do the same for you.



A JUMP AT PUNCEBOSTON

Reproduced by kind permission of The Sport & General Press Agency, Ltd. 45 Essex Street, Strand.

**British Manufacture
throughout.**


**Skill and Chance
combined.**

Price £2 : 10 : 0

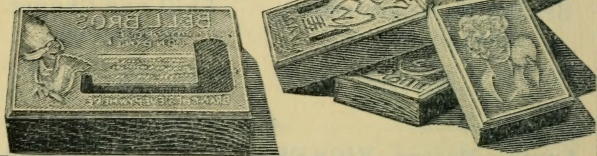
Apply—Messrs **VICKERY, KYRLE & Co. Ltd.**
Publishers of this Book 4, Great Marlborough St. London, W.

BLOCK MAKERS TO THE "ROSE ENCYCLOPÆDIA".

BUILD UP YOUR BUSINESS ON BOURNE'S BLOCKS



A. BOURNE & Co.,
PROCESS ENGRAVERS
WOOD ENGRAVERS, DESIGNERS ETC.
73, LUDGATE HILL,
LONDON, E.C.4.
PHONE CENTRAL 3403



WE SPECIALISE IN HORTICULTURAL BLOCKS.

New York Botanical Garden Library
QL 145 .R6m H4 gen
Henslow, Thomas Geo/The rose encyclopaed



3 5185 00075 4547

PHONE : PARK 2490.

THE
Vickery Press,
LIMITED,

187, WESTBOURNE GROVE,
LONDON, W. 11.

PRINTERS OF THIS ENCYCLOPAEDIA.

Our Specialities :

Three Colour and Half-tone Work.

Horticultural Catalogues. Guides,

Tariffs, Price Lists and Brochures.

ALL ENQUIRIES WELCOMED AND ALL
ESTIMATES FREE.

