



British Museum (Natural History)



Ruwenzori Expedition

1952

Volume II, Number I

Coleoptera : Chrysomelidae

by

G. E. BRYANT

London

Printed by order of the Trustees of the British Museum

Issued March, 1959. Price Three Shillings net

I

Chrysomelidae

By G. E. BRYANT

(Commonwealth Institute of Entomology)

The interesting collection of Chrysomelidae made by D. S. Fletcher during the Ruwenzori Expedition, 1952, up to 13,050 ft., is represented by 78 species totalling 255 specimens, 55 have already been described and I now describe 9 new species. There are several represented by single specimens which I do not propose to describe. Among the subfamilies the Sagrinae are not represented, and the Eumolpinae are poorly represented; as a rule they are very plentiful all over Africa.

The subfamilies are represented as follows:

Criocerinae	4 species
Clytrinae	1 species
Cryptocephalinae	3 species
Eumolpinae	5 species
Chrysomelinae	2 species
Halticinae	23 species
Galerucinae	20 species
Hispinae	3 species
Cassidinae	17 species

All the Types of new species are in the British Museum (Natural History).

CRIOCERINAE

Lema armata Fabricius

Fabricius, 1801, Syst. El. 1:472.

UGANDA: Ruwenzori Range, Semliki Forest, 2850 ft., 22.viii.-3.ix.1952 (*D. S. Fletcher*), 1 specimen.

Lema atrofasciata Jacoby

Jacoby, 1893, Ann. Soc. ent. Belg., 37:263.

UGANDA: Ruwenzori Range, Semliki Forest, 2850 ft., 22.viii.-3.ix.1952 (*D. S. Fletcher*), 1 specimen.

Lema planifrons Weise

Weise, 1901, Arch. f. Naturg., 67:147.

UGANDA: Ruwenzori Range, Semliki Forest, 2850 ft., 22.viii.-3.ix.1952 (*D. S. Fletcher*), 1 specimen.

Lema sp.

UGANDA: Ruwenzori Range, Semliki Forest, 2850 ft., 22.viii.-3.ix.1952 (*D. S. Fletcher*), 1 specimen.

CLYTRINAE

Gynandrophthalma immaculata Lacordaire

Lacordaire, 1848, Mon. Phyt., 2:280.

UGANDA: Ruwenzori Range, Bundibugyo, 3440 ft., 22.viii.-3.ix.1952 (*D. S. Fletcher*), 1 specimen.

CRYPTOCEPHALINAE

Cryptocephalus latebimaculatus Pic

Pic, 1930, Rev. Zool. Bot. Afr., 18:357.

UGANDA: Ruwenzori Range, Semliki Forest, Hot Springs, 2750 ft., 28.viii.-1.ix.1952 (*D. S. Fletcher*), 1 specimen.

Cryptocephalus sp.

UGANDA: Semliki Forest, 2850 ft., 22.viii.-3.ix.1952 (*D. S. Fletcher*), 1 specimen.

Coenobius sp. nr. **C. melanocephalus** Jacoby

UGANDA: Ruwenzori Range, Misigo, 8550 ft., 2-3.viii.1952 (*D. S. Fletcher*), 1 specimen.

EUMOLPINAE

Lefevrea humeralis Weise

Weise, 1914, Ark. Zool., 16:6.

UGANDA: Ruwenzori Range, Semliki Forest, Hot Springs, 2750 ft., 28.viii.-1.ix.1952 (*D. S. Fletcher*), 1 specimen.

Pagria suturalis Lefevre

Lefevre, 1884, Ann. Soc. ent. Fr., (6) 4: Bull. 67.

UGANDA: Ruwenzori Range, Semliki Forest, 2850 ft., 25.viii.-1.ix.1952 (*D. S. Fletcher*), 1 specimen.

Menius costatus Baly

Baly, 1877-1878, Ent. mon. Mag., 14:178.

UGANDA: Ruwenzori Range, Semliki Forest, 2850 ft., 28.viii-1.ix.1952 (*D. S. Fletcher*), 2 specimens.

Syagrus rosae Bryant

Bryant, 1936, Proc. R. ent. Soc. Lond., (13) 5:217, fig.

UGANDA: Ruwenzori Range, Bundibugyo, 3440 ft., 22.viii-3.ix.1952 (*D. S. Fletcher*), 1 specimen.

CHRYSOMELINAE

Chrysomela opulenta Reiche

Reiche, 1850, Voy. Galin. Abyss., 3:405, t. 25, f. 7.

UGANDA: Ruwenzori Range, Semliki Forest, 2850 ft., 22.viii-3.ix.1952 (*D. S. Fletcher*), 1 specimen.

Melasoma marginicollis Achard

Achard, 1926, Rev. Zool. Bot. Afr., 14:49.

UGANDA: Ruwenzori Range, Semliki Forest, 2850 ft. 22.viii-3.ix.1952 (*D. S. Fletcher*), 10 specimens.

HALTICINAE

Podagrica pallidipes Bryant

Bryant, 1942, Bull. ent. Res., 33:231.

UGANDA: Ruwenzori Range, Semliki Forest, 2850 ft., 22.viii-3.ix.1952 (*D. S. Fletcher*), 1 specimen.

Podagrica sp.

UGANDA: Ruwenzori Range, Bundibugyo, 3440 ft., 22.viii-3.ix.1952 (*D. S. Fletcher*), 1 specimen.

Podagrica sp.

UGANDA: Ruwenzori Range, Misigo, 8550 ft., 2-3.viii.1952 (*D. S. Fletcher*), 1 specimen.

Phygasia helvola Dalman

Dalman, 1832, Analecta ent.:78.

UGANDA: Ruwenzori Range, Semliki Forest, 2850 ft., 22.viii-3.ix.1952 (*D. S. Fletcher*), 1 specimen.

Philopona fulvicollis Fabricius

Fabricius, 1775, Syst. Ent.:112.

UGANDA: Ruwenzori Range, Semliki Forest, 2850 ft., 22.viii-3.ix.1952 (*D. S. Fletcher*), 2 specimens.

Torodera octomaculata Weise

Weise, 1902, Arch. f. Naturg., 63, 1:164.

UGANDA: Ruwenzori Range, Semliki Forest, 2850 ft., 22.viii-3.ix.1952 (*D. S. Fletcher*), 2 specimens.

Crepidodera birungana Weise

Weise, 1924, Ark. f. Zool., 16, nr. 22:25.

UGANDA: Ruwenzori Range, Misigo, 8550 ft., 2-3.viii.1952 (*D. S. Fletcher*), 1 specimen.

Crepidodera ruwensorica sp.n. (Figure 1, p. 14)

Flavous, except the suture which is narrowly piceous, and the underside piceous. Head and prothorax impunctate, the elytra very finely and irregularly punctate. L. 2.50 mm.

♂ and ♀: Head flavous, transversely impressed between the antennae, impunctate. Antennae flavous, not quite extending to the middle of the elytra, the first segment the longest, the second short and rounded, the third and fourth equal, slightly longer than the second, the seven apical segments slightly thickened and pubescent. Prothorax flavous, impunctate nitid, transverse the sides slightly rounded, the anterior angles prominent, a deep transverse sulcus at the base, bounded at each side by a perpendicular groove. Elytra flavous with the suture narrowly piceous, the base broader than the base of the prothorax, the sides slightly rounded finely and irregularly punctate. Legs flavous, the male with the anterior tarsi broader. Underside piceous, clothed with fine golden pubescence.

UGANDA: Ruwenzori Range, Semliki Forest, 2850 ft., 22.viii-3.ix.1952 (*D. S. Fletcher*), 27 specimens, *Holotype* and 26 *paratypes*.

Allied to *Crepidodera uniformis* Jacoby from Natal but smaller the elytra with the sides more rounded, and not strongly and regularly punctate, and the underside piceous. Not so elongate and parallel sided.

Aphthona elegantula Laboissière

Laboissière, 1942, Exp. Pac. nat. Albert Miss. de Witte (1933-5), fasc. 39:23.

UGANDA: Ruwenzori Range, Semliki Forest, 2850 ft., 22.viii-3.ix.1952 (*D. S. Fletcher*), 2 specimens.

Longitarsus swynnertoni Bryant

Bryant, 1950, Ann. Mag. nat. Hist. (12), 3:164.

UGANDA: Ruwenzori Range, Lake Bujuku, 13,050 ft., 22-28.vii.1952 (*D. S. Fletcher*), 2 specimens.

Longitarsus sp.

UGANDA: Ruwenzori Range, Semliki Forest, 2850 ft., 22.viii-3.ix.1952 (*D. S. Fletcher*), 1 specimen.

Longitarsus sp.

UGANDA: Ruwenzori Range, Misigo, 8550 ft., 2-3.viii.1952 (*D. S. Fletcher*), 1 specimen.

Gabonia custos Weise

Weise, 1895, Dtsch. ent. Z.: 339.

UGANDA: Ruwenzori Range, Semliki Forest, 2850 ft., 22.viii.-2.ix.1952 (*D. S. Fletcher*), 3 specimens.

Gabonia montivaga sp.n. (Figure 2, p. 14)

Elongate, fulvous, the antennae and legs slightly paler, the head and prothorax impunctate. Elytra strongly and irregularly punctate. L. 3.50 mm.

Head fulvous, impunctate, transversely impressed between the eyes, a longitudinal carina between the base of the antennae, the eyes large and rounded. Antennae fulvous extending to the middle of the elytra, the first segment as long as the second and third together, the third about equal to the first, the third to tenth each equal, the eleventh slightly longer and pointed. Prothorax fulvous nitid and transverse, the anterior angles prominent, the sides slightly rounded. Scutellum fulvous triangular impunctate. Elytra fulvous elongate the sides parallel and rounded at apex, strongly and irregularly punctured. Legs fulvous, the posterior tibiae with a strong apical spur. Underside fulvous impunctate.

UGANDA: Ruwenzori Range, Semliki Forest, 2850 ft., 22.viii.-3.ix.1952 (*D. S. Fletcher*), 3 specimens, *Holotype* and 2 *paratypes*.

Allied to *Gabonia citri* Laboissière but more elongate and the elytra strongly punctured, and the antennae not black.

Chaetocnema pulla Chapuis

Chapuis, 1879, Ann. Mus. civ. Genova, 15: 14.

UGANDA: Ruwenzori Range, Semliki Forest, 2850 ft., 22.viii.-3.ix.1952 (*D. S. Fletcher*), 4 specimens.

Chaetocnema sp.

UGANDA: Ruwenzori Range, Mahoma River, 6700 ft., 13-16.viii.1952 (*D. S. Fletcher*), 1 specimen.

Sebaethe obscura sp.n. (Figure 3, p. 14)

Elongate, pale flavous except the elytra more or less fuscous, with the margins paler and the six apical segments of the antennae black. L. 3 mm.

Head pale flavous, nitid, transversely impressed between the eyes. Antennae extending slightly beyond the middle of the elytra, the first segment twice as long as the second and dilated to the

apex the third segment twice as long as the second and equal to each of the following, the six apical segments black and pubescent. Prothorax pale flavous transverse the sides feebly rounded, slightly contracted to the base and feebly margined. Scutellum flavous triangular impunctate. Elytra elongate wider than the base of the prothorax, rounded to the apex, fuscous with the side margins paler, very finely and closely punctured. Legs and underside flavous.

UGANDA: Ruwenzori Range, Semliki Forest, 2580 ft., 22.viii.-3.ix.1952 (*D. S. Fletcher*), 4 specimens, *Holotype* and 3 *paratypes*.

Allied to *Sebaethe nigripes* Weise but smaller and the colour not so uniform, the pale prothorax and darker elytra.

Sebaethe sp.

UGANDA: Ruwenzori Range, Semliki Forest, 2850 ft., 22.viii.-3.ix.1952 (*D. S. Fletcher*), 1 specimen.

Haltica sp.

UGANDA: Ruwenzori Range, Semliki Forest, 2850 ft., 22.viii.-ix.1952 (*D. S. Fletcher*), 1 specimen.

Sphaeroderma ugandae Bryant

Bryant, 1931, Ann. Mag. nat. Hist. (11), 10:490.

UGANDA: Ruwenzori Range, Misigo, 8550 ft., 2-3.viii.1952 (*D. S. Fletcher*), 1 specimen.

Sphaeroderma sp.

UGANDA: Ruwenzori Range, Bugoya, 4500 ft., 8.viii.1952 (*D. S. Fletcher*), 1 specimen.

Sphaeroderma fletcheri sp.n.

Ovate, fulvous the base of the head and prothorax dark brown, the antennae and legs flavous. Prothorax very finely punctured, the elytra finely punctate-striate. L. 2 mm.

Head with the basal portion dark brown, nitid, the labrum fulvous. Antennae flavous extending just beyond the base of the elytra, the two basal segments more dilated the third to the sixth more slender, the five apical segments thickened and equal to each other. Prothorax dark brown nitid, very finely punctured, transverse widest at the base and contracted in front. Scutellum fulvous triangular impunctate. Elytra fulvous, the sides rounded and tapering to the apex, finely punctate-striate. Legs flavous. Underside fulvous the first ventral segment the longest the second to the fourth equal to each other.

UGANDA: Ruwenzori Range, Misigo, 8550 ft., 2-3.viii.1952 (*D. S. Fletcher*), *Holotype*, 1 specimen.

UGANDA: Ruwenzori Range, Nijinabitaba, 8650 ft., 7-13.vii.1952 (*D. S. Fletcher*), 1 *paratype*.

Allied to *Sphaeroderma exiguum* Weise from Central Africa, but differs in the dark prothorax and in the apical segments of the antennae not black.

GALERUCINAE

Oides typographica Ritsema

Ritsema, 1875, Tijdschr. Ent., 18:21.

UGANDA: Ruwenzori Range, Semliki Forest, 2850 ft., 22.viii.-3.ix.1952 (*D. S. Fletcher*), 1 specimen.

Megaleruca obscura Fabricius

Fabricius, 1801, Syst. El., 1:480.

UGANDA: Ruwenzori Range, Semliki Range, 2850 ft., 22.viii.-3.ix.1952 (*D. S. Fletcher*), 1 specimen.

Megaleruca maculiceps Jacoby

Jacoby, 1886, Ann. Mus. Civ. Genova, 24:124.

UGANDA: Ruwenzori Range, Semliki Forest, 2850 ft., 22.viii.-3.ix.1952 (*D. S. Fletcher*), 1 specimen.

Copa delata Erichson

Erichson, 1843, Arch. f. Naturg., 9:165.

UGANDA: Ruwenzori Range, Semliki Forest, 2850 ft., 22.viii.-3.ix.1952 (*D. S. Fletcher*), 1 specimen.

Luperodes quaternus Fairmaire

Fairmaire, 1880, Natural., 2:316.

UGANDA: Ruwenzori Range, Bundibugyo, 3440 ft., 22.viii.-3.ix.1952 (*D. S. Fletcher*), 1 specimen.

Leptaulaca basalis Weise

Weise, 1902, Arch. f. Naturg., 68:142.

UGANDA: Ruwenzori Range, Semliki Forest, 2850 ft., 22.viii.-3.ix.1952 (*D. S. Fletcher*), 1 specimen.

Asbecesta ruwensorica Weise

Weise, 1912, Deutsche Zentr. Afr-Exp., 4:147.

UGANDA: Ruwenzori Range, Bugoya, 4500 ft., 8.viii.1952 (*D. S. Fletcher*), 1 specimen.

Exora pusilla Gerstaecker

Gerstaecker, 1871, Arch. f. Naturg., 37:84.

UGANDA: Ruwenzori Range, Semliki Forest, 2850 ft., 22.viii.-3.ix.1952 (*D. S. Fletcher*), 12 specimens.

Hyperacantha mimula Weise

Weise, 1903, Deutsche ent. Zeitschr.:43, t. 1, f. 39.

UGANDA: Ruwenzori Range, Nyinabitaba, 8650 ft., 7.vii.1952 (*D. S. Fletcher*), 1 specimen.

Ruwenzorica viridis Laboissière

Laboissière, 1919, Bull. Soc. ent. France, (20):282.

UGANDA: Ruwenzori Range, Lamia Valley, 11,900 ft., 30.vii.1952.

UGANDA: Ruwenzori Range, Nyomaleju, 10,530 ft., 14-19.vii.1952 (*D. S. Fletcher*), 11 specimens.

Pseudorupilia fletcheri sp.n. (Figure 4, p. 14)

Flavous: the head prothorax and elytra somewhat tinged with rufous, the antennae with the apical portion of each segment fuscous, the elytra feebly carinate, finely and irregularly punctate. L. 6-7 mm.

♂ and ♀: Head flavous, the base and a short longitudinal marking rufous, transversely impressed between the eyes, and a short deep median impression extending from this to the base of the antennae, the clypeus and mandibles strongly developed. Antennae extending almost to the apex of the elytra, the first segment the longest the second very short, the third about three times as long as the second, the third to the eleventh equal to each other, the apical portion of each fuscous. Prothorax flavous with feeble rufous markings, widest in front the sides slightly contracted behind the middle to the base, with two transverse irregular impressions across the middle. The scutellum transverse the apex rounded and slightly fuscous. Elytra flavous tinged with rufous feebly carinate with fine irregular punctures, the apex rounded. The pygidium flavous exposed, the apex pointed, with pale scattered pubescence. Legs pale with the apical portion of the femora fuscous. Underside flavous, slightly pubescent, the male with the apical ventral segment strongly notched. The ♀ has the elytra slightly longer.

UGANDA: Ruwenzori Range, Misigo, 8350 ft., 2-3.viii.1952 (*D. S. Fletcher*), 5 specimens, *Holotype* and 4 *paratypes*.

UGANDA: Ruwenzori Range, Mahoma River, 8350 ft., 9.vii.1952 (*D. S. Fletcher*), 2 *paratypes*.

UGANDA: Ruwenzori Range, Nyinabitaba, 8650 ft., 7-13.1952 (*D. S. Fletcher*), 6 *paratypes*.

Allied to *P. ruficollis* Fabricius but differs in being larger, the head and legs not black, more rufous the elytra carinate and punctate.

Monolepta discrepans Weise

Weise, 1912, Tijdschr. Ent., 65:104, 108.

UGANDA: Ruwenzori Range, Misigo, 8550 ft., 2-3.viii.1952 (*D. S. Fletcher*), 23 specimens.

Monolepta pauperata Erichson

Erichson, 1843, Arch. f. Naturg., 9, 1:265.

UGANDA: Ruwenzori Range, Bundibugyo, 3440 ft., 22.viii.-3.ix.1952 (*D. S. Fletcher*), 1 specimen.

Monolepta vincta Gerstaecker

Gerstaecker, 1871, Arc. f. Naturg., 37:83.

UGANDA: Ruwenzori Range, Bugoye, 4500 ft., 5-10.ix.1952 (*D. S. Fletcher*), 1 specimen.

Monolepta duplicata Sahlberg

Sahlberg, 1829, in Thon. Ent. Arch., 2:28, t. 2, f. 33.

UGANDA: Ruwenzori Range, Semliki Forest, 2850 ft., 22.viii.-3.ix.1952 (*D. S. Fletcher*), 1 specimen.

Monolepta tenuicornis Jacoby

Jacoby, 1899, Proc. zool. Soc. Lond.:379.

UGANDA: Ruwenzori Range, Semliki Forest, 2850 ft., 22.viii.-3.ix.1952 (*D. S. Fletcher*), 2 specimens.

Monolepta ruwensorica sp.n. (Figure 5, p. 15)

Above bright metallic green, the underside and legs blue-black. Head and prothorax very minutely punctured, the elytra with slightly stronger punctures. L. 5 mm.

Head bright metallic green, a deep transverse impression between the eyes, very finely punctured. Antennae metallic green extending to the middle of the elytra, the first segment equal to the second and third together, the second very short, the fourth equal to the first, and equal to each of the following to the eleventh, each clothed with fine pubescence. Prothorax bright metallic green, transverse, widest at the base, very finely and closely punctured, the sides narrowly margined, and the anterior angles prominent. Scutellum bright metallic green, triangular, impunctate. Elytra bright metallic green, closely punctured, the punctures stronger than on the prothorax, the sides gradually widening to beyond the middle, and rounded to the apex. Legs blue-black, clothed with fine short pubescence, the posterior tibiae with a long spine, and the first segment of the tarsi very long. Underside blue-black, clothed with fine pubescence.

UGANDA: Ruwenzori Range, Nyinabitaba, 8650 ft., 7-13.vii.1952 (*D. S. Fletcher*), 1 specimen, *Holotype*.

UGANDA: Ruwenzori Range, Misigo, 8580 ft., 2-3.viii.1952 (*D. S. Fletcher*), 1 specimen, *paratype*.

Allied to *Monolepta metallica* Jacoby, from Cameroons, but much smaller, lighter metallic green, the legs and antennae not flavous.

Apophylia sp.

UGANDA: Ruwenzori Range, Bundibugyo, 3440 ft., 22.viii.-3.ix.1952 (*D. S. Fletcher*), 1 specimen.

Platyxantha purpurea sp.n. (Figure 6, p. 15)

Elongate, purple, the antennae and legs black, head and prothorax impunctate, elytra with irregular shallow punctures. L. 7 mm.

♂: Head purple, the labrum and palpi black, a transverse impression between the eyes, and a short longitudinal impression between the base of the antennae. Eyes prominent. Antennae black, extending to the apex of the elytra, the first segment four times as long as the second, the third about equal to the first, the fourth slightly longer than the third and the fourth to the eleventh

equal to each other. Prothorax slightly transverse purple, with two median impressions, the side and basal margins narrowly margined. Scutellum purple triangular. Elytra purple, elongate broader than the base of the prothorax, slightly rugose with irregular shallow punctures. Legs black, the tibiae with dense yellowish pubescence. Underside with the ventral segments of the abdomen purple clothed with scattered pubescence.

UGANDA: Ruwenzori Range, Mahoma River, 8350 ft., 9.vii.1952 (*D. S. Fletcher*), 1 specimen, *Holotype*.

UGANDA: Ruwenzori Range, Nyinablaba, 8650 ft., 7-13.vii.1952 (*D. S. Fletcher*), 1 *paratype*.

UGANDA: Ruwenzori Range, Misigo, 8550 ft., 2-3.viii.1952 (*D. S. Fletcher*), 1 *paratype*.

Allied to *Platyxantha coeruleus* Weise from Sierra Leone, but is more elongate and narrower and differs in colour.

Rohania antennalis sp.n. (Figure 7, p. 15)

Deep metallic green, the antennae and legs flavous, the antennae extending well beyond the apex of the elytra, traces of carinae near the suture. L. 8 mm.

♂ and ♀: Head deep metallic green, impunctate, the eyes very prominent, the labrum with a few scattered golden hairs, transversely impressed between the eyes. Antennae flavous, very long extending well beyond the apex of the elytra (♂ longer than ♀) the first segment more dilated, the second very short, the third longer than the first and second together, the third to the eleventh each about equal and strongly pubescent. Prothorax deep metallic green, transverse, with a deep transverse impression just behind the middle, the anterior angles prominent and rounded, the sides narrowly margined. Scutellum deep metallic green, triangular. Elytra elongate, deep metallic green, broader than the base of the prothorax, slightly rugose with a trace of carinae near the suture. Legs flavous clothed with golden pubescence. Underside deep metallic green, rugose, clothed with feeble pubescence, male with the apical ventral segment trilobed.

UGANDA: Ruwenzori Range, Misigo, 8550 ft., 2-3.viii.1952 (*D. S. Fletcher*), 13 specimens, *Holotype* and 12 *paratypes*.

UGANDA: Ruwenzori Range, Nyinabitaba, 8650 ft., 7-13.vii.1952 (*D. S. Fletcher*), 1 specimen.

Allied to *Rohania apicalis* Laboissière from Angola, but larger and no trace of bronze.

Chapuisia fulva sp.n. (Figure 8, p. 15)

Oblong, fulvous, the antennae legs and underside black. Head and prothorax with fine scattered punctures, the elytra more closely punctured. L. 8 mm.

♂ and ♀: Head fulvous with a few fine scattered punctures, a deep transverse impression between the eyes, the labrum and mandibles black. Antennae black, extending slightly beyond the middle of the elytra, the first segment twice as long as the second, dilated at the apex and nitid, the second to the eleventh rugose and pubescent, the third segment twice as long as the second, the fourth slightly longer than the third, the fourth to the eleventh each equal. Prothorax fulvous, transverse, nitid, with fine scattered punctures, the sides margined and contracted in front. Scutellum dark fulvous, triangular rounded at the apex. Elytra fulvous finely and closely punctured, each with a trace of two feeble carinae. Legs black clothed with dense golden pubescence. Underside black pubescent and closely punctured. Male with the apical ventral segment notched.

UGANDA: Ruwenzori Range, Misigo, 8550 ft., 2-3.viii.1952 (*D. S. Fletcher*), *Holotype* and 2 *paratypes*.

UGANDA: Ruwenzori Range, Nyinabitaba, 8650 ft., 7-13.vii.1952, 2 specimens.

Allied to *Chapuisia collaris* Laboissière from W. Africa, which is darker and has the prothorax black.

Chapuisia fulva var. *pallida* var.n.

Differs in having the basal segments of the antennae pale, the femora pale, and the underside fulvous.

UGANDA: Ruwenzori Range, Ibanda, 4700 ft., 4-12.ix.1952 (*D. S. Fletcher*), 3 specimens.

HISPINAE

Oncocephala nervosa Weise

Weise, 1901, Dtsch. ent. Z.:228.

UGANDA: Ruwenzori Range, Semliki Forest, 2850 ft., 22.viii.-3.ix.1952 (*D. S. Fletcher*), 1 specimen.

Dactylispa misella Weise

Weise, 1901, Dtsch. Ent. Z.:236.

UGANDA: Ruwenzori Range, Bugoya, 4500 ft., 5-10.ix.1952 (*D. S. Fletcher*), 2 specimens.

Dactylispa sp.

UGANDA: Ruwenzori Range, Misigo, 8550 ft., 2-3.viii.1952 (*D. S. Fletcher*), 1 specimen.

CASSIDINAE

Aspidomorpha cordigera Spaeth

Spaeth, 1902, Ann. Soc. ent. Belg., 46:447.

UGANDA: Ruwenzori Range, Semliki Forest, 2850 ft., 22.viii.-3.ix.1952 (*D. S. Fletcher*), 1 specimen.

Aspidomorpha biguttata Fabricius

Fabricius, 1775, Syst. Ent.:91.

UGANDA: Ruwenzori Range, Semliki Forest, 2850 ft., 22.viii.-3.ix.1952 (*D. S. Fletcher*), 2 specimens.

Aspidomorpha fenestrata Olivier

Olivier, 1805, Ent., 6:947:97, t. 4, f. 69.

UGANDA: Ruwenzori Range, Semliki Forest, 2850 ft., 22.viii.-3.ix.1952 (*D. S. Fletcher*), 2 specimens.

***Aspidomorpha quadrimaculata* Olivier**

Olivier, 1808, Ent., 6:945, 97, t. 4, f. 68.

UGANDA: Ruwenzori Range, Semliki Forest, 2850 ft., 22.viii.-3.ix.1952 (*D. S. Fletcher*), 1 specimen.

***Aspidomorpha flavens* Spaeth**

Spaeth, 1912, Ann. Mus. Hung., 10:506.

UGANDA: Ruwenzori Range, Bundibugyo, 3440 ft., 22.viii.-3.ix.1952 (*D. S. Fletcher*), 2 specimens.

UGANDA: Ruwenzori Range, Semliki Forest, 2850 ft., 22.viii.-3.ix.1952 (*D. S. Fletcher*), 3 specimens.

***Aspidomorpha cincta* Fabricius**

Fabricius, 1781, Spec. Ins., 1:109.

UGANDA: Ruwenzori Range, Semliki Forest, 2850 ft., 22.viii.-3.ix.1952 (*D. S. Fletcher*), 4 specimens.

***Aspidomorpha quinquefasciata* Fabricius**

Fabricius, 1801, Syst. El., 1:401.

UGANDA: Ruwenzori Range, Semliki Forest, 2850 ft., 22.viii.-3.ix.1952 (*D. S. Fletcher*), 1 specimen.

***Aspidomorpha tanganykana* Spaeth**

Spaeth, 1916, Ann. Hofmus Wien, 30:44.

UGANDA: Ruwenzori Range, Semliki Forest, 2850 ft., 22.viii.-3.ix.1952 (*D. S. Fletcher*), 1 specimen.

***Aspidomorpha chlorina* Boheman**

Boheman, 1854, Mon. Cassid., 2:259.

UGANDA: Ruwenzori Range, Semliki Forest, 2850 ft., 22.viii.-3.ix.1952 (*D. S. Fletcher*), 2 specimens.

***Aspidomorpha confinis* Klug**

Klug, 1835, Erman's Reise, Ins.:47.

UGANDA: Ruwenzori Range, Bundibugyo, 3440 ft., 22.vii.-3.ix.1952 (*D. S. Fletcher*), 1 specimen.

***Laccoptera corrugata* Sahlberg**

Sahlberg, 1823, Spec. Ins.:60, t. 3, f. 6.

UGANDA: Ruwenzori Range, Semliki Forest, 2850 ft., 22.viii.-3.ix.1952 (*D. S. Fletcher*), 3 specimens.

Lacoptera montivaga Spaeth

Spaeth, 1910, in Sjostedt, Zool. Exped. Kilimandj., 1, 7, Col.:284.

UGANDA: Ruwenzori Range, Semliki Forest, 2850 ft., 22.viii.-3.ix.1952 (*D. S. Fletcher*), 5 specimens.

Chirida aubei Boheman

Boheman, 1855, Mon. Cassid., 3:195.

UGANDA: Ruwenzori Range, Bundibugyo, 3440 ft., 22.viii.-3.ix.1952 (*D. S. Fletcher*), 1 specimen.

Chirida aequinoctialis Olivier

Olivier, 1808, Ent., 6:966, 97, t. 6, f. 92.

UGANDA: Ruwenzori Range, Semliki Forest, 2850 ft., 22.viii.-3.ix.1952 (*D. S. Fletcher*), 2 specimens.

Cassida tosta Klug

Klug, 1835, Erman's Reise, Ins.:47.

UGANDA: Ruwenzori Range, Semliki Forest, 2850 ft., 22.viii.-3.ix.1952 (*D. S. Fletcher*), 1 specimen.

Cassida humerosa Spaeth

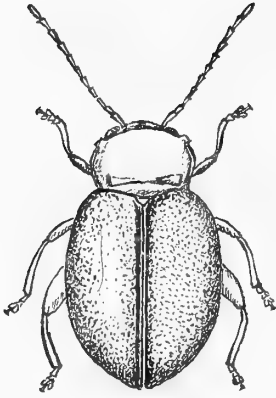
Spaeth, 1902, Ann. Soc. ent. Belg., 46:455.

UGANDA: Ruwenzori Range, Semliki Forest, 2850 ft., 22.viii.-3.ix.1952 (*D. S. Fletcher*), 1 specimen.

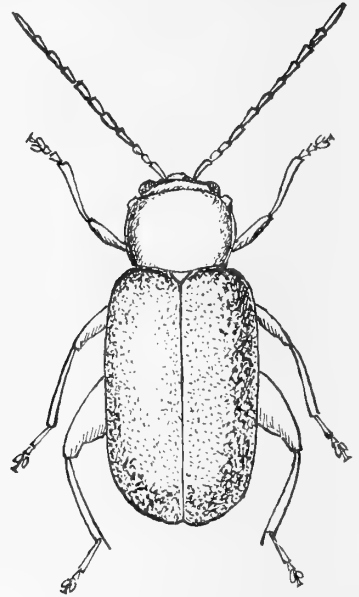
Cassida depicta Boheman

Boheman, 1862, Mon. Cassid., 4:315.

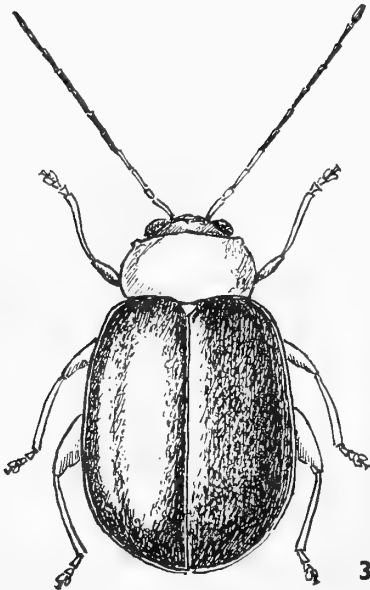
UGANDA: Ruwenzori Range, Semliki Forest, 2850 ft., 22.viii.-3.ix.1952 (*D. S. Fletcher*), 1 specimen.



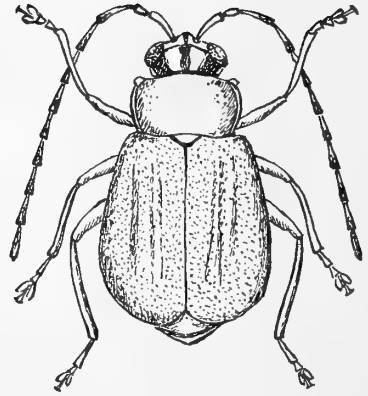
1



2



3



4

FIG.

1. *Crepidodera ruwenzorica* sp. n.
2. *Gabonia montivaga* sp. n.

FIG.

3. *Sebaethe obscura* sp. n.
4. *Pseudorupilia fletcheri* sp. n.

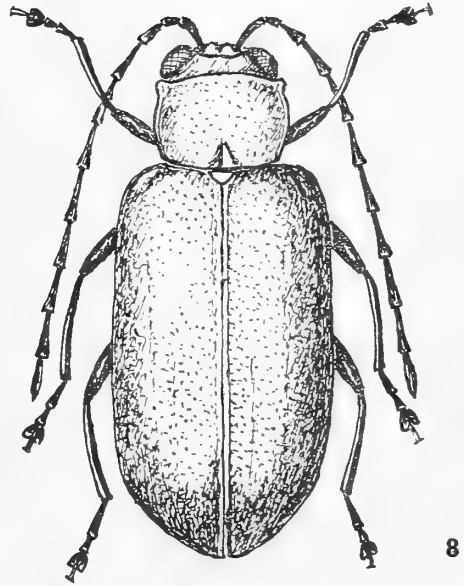
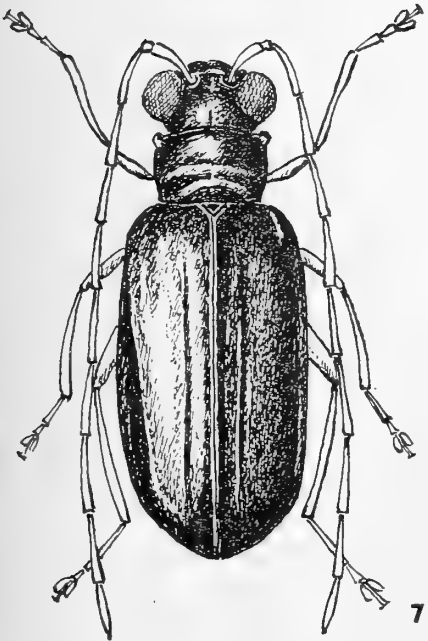
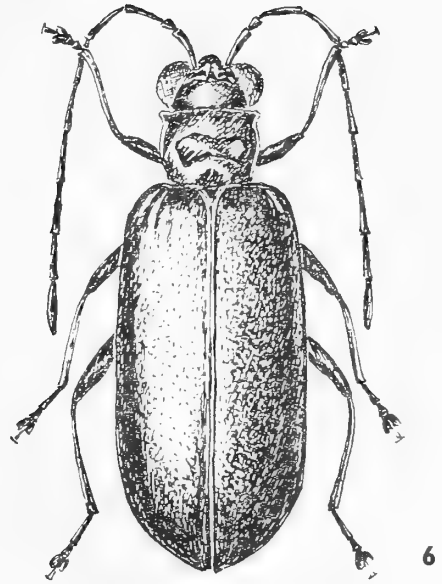



FIG.

5. *Monolepta ruwenzorica* sp. n.
6. *Platyxantha purpurea* sp. n.

FIG.

7. *Rohania antennalis* sp. n.
8. *Chapuisia fulva* sp. n.





MADE AND PRINTED IN GREAT BRITAIN BY
WILLIAM CLOWES AND SONS, LIMITED
LONDON AND BECCLES

