


C A T S

\$1



by Louise Brown Van der Meid

PARROTS AND RELATED BIRDS by Henry Bates and Robert Busenbark. 480 pages. Illus. with 100 Full Color photos and 200 in black and white. Describes all known varieties from parakeets to the most unusual parrots in both pictures and text; feed, house and care for each variety; buying; equipping an aviary; breeding; taming and teaching to talk. \$7.95.



How to Raise and Train

PIGEONS



By WILLIAM H. ALLEN, Jr.

HOW TO RAISE AND TRAIN PIGEONS by William H. Allen, Jr. 128 pages with 21 Full Color photos and over 60 in black and white. Complete guide to pigeon-keeping as a hobby. Full descriptions of almost every breed among utility, show, and racing pigeons. Covers selection, varieties, molting, housing, feeding, mating, breeding, training racing homers, etc. \$3.95.

CATS IN YOUR HOME by Marjorie F. Schrody, with 13 breeds photographed in Full Color, 52 black-and-white photos, 128 pages. Everything you need to know about cats—from selecting a kitten to training and feeding and even exhibiting your prize registered cats at a show. Practical, easy-to-read, easy-to-understand . . . thoughtfully prepared instructions. \$3.95.



THIS IS THE COCKER SPANIEL by Leon F. Whitney, D.V.M. 253 pages. Illustrated with over 100 photos and drawings by Ernest H. Hart. Complete and authoritative book on this show and family dog by a leading author and a noted animal artist; from breeding and raising puppies to shows and field trials. Chapters on feeding and first aid. \$4.95.



THIS IS THE BEAGLE by George D. Whitney, D.V.M. Illustrated with photos and drawings by Ernest H. Hart. 252 pages. Comprehensive and completely authoritative, it covers every aspect of beagling and beagle care from selecting a puppy to training a field champion. Glossary contains over 100 beagling terms and list of all beagle clubs in the country. \$4.95.



THIS IS THE CHIHUAHUA by Maxwell Riddle. 192 pages, 160 photographs and line drawings. Most authentic, up-to-date book ever published on this toy breed, including the history, character and personality of the Chihuahua; feeding, breeding and showing the Chihuahua; how to select the right puppy. \$4.95.



PARAKEETS in YOUR HOME



By MERVIN F. ROBERTS

PARAKEETS IN YOUR HOME by Mervin F. Roberts. 128 pages with 16 Full Color photos and 60 in black-and-white. Gives all the facts of parakeet life and guides the budgie fancier thru all stages—from buying a bird and cage right up to the commercial aspects of breeding. Contains a chapter on teaching your parakeet to talk. \$3.95.



THIS IS THE GERMAN SHEPHERD by Capt. William Goldbecker and Ernest H. Hart. 246 pages, over 100 photographs and over 30 line drawings. Complete book on the breed, its history, how to train, care for and breed this dog, including how to combat diseases. No other book comes close to it in accuracy and scope. Indispensable for owners of German Shepherds. \$4.95.

WHAT DOG FOR ME? by Robert V. Masters. 144 pages, 25 color photos and 118 in black-and-white. A picture-and-text guide to every breed of dog, for identification purposes, for choosing a pet, for learning characteristics. In alphabetical order, cross-indexed. Photos have been chosen from the best of breed in many American kennels. \$3.95.



HOW TO SHOW YOUR OWN DOG by Virginia Tuck Nichols. 252 pages, over 100 photographs and line drawings. Primarily for the novice, this book tells how to train your show animal, the procedure of all kinds of dog competitions, large and small—even chapters on what to do while waiting to be judged; equipment; etc. \$4.95.

Virginia Tuck Nichols



SIAMESE CATS



By LOUISE VAN DER MEID

with photographs by the author

STERLING PUBLISHING CO., Inc.

New York

Distributed to the pet trade by:

T.F.H. PUBLICATIONS, Inc.

Jersey City 2, N. J.

How to Raise and Train

TITLES IN THIS SERIES

(some still in preparation)

COCKER SPANIELS	POMERANIANS
POODLES	DALMATIANS
GERMAN SHEPHERDS	BOSTON TERRIERS
COLLIES	AIREDALES
BOXERS	PUGS
AFGHANS	SCOTTISH TERRIERS
MINIATURE SCHNAUZERS	BULLDOGS
DACHSHUNDS	PEKINGESE
CHIHUAHUAS	SHETLAND SHEEPDOGS
BEAGLES	GREAT DANES
DOBERMAN PINSCHERS	IRISH SETTERS
MIXED BREED & PEDG'D PUP	WELSH TERRIERS
HOUSEBREAK & TRAIN DOG	SPRINGER SPANIELS
YORKSHIRE TERRIERS	MALTESE TERRIERS
WEIMARANERS	ENGLISH COCKERS
BASSET HOUNDS	GERMAN POINTERS

CREDITS

The author wishes to thank the following people who provided photographs and valuable information for this book: Mr. and Mrs. Harold Andre, Mrs. Ernestine Beaver, Mr. and Mrs. Bill Cummings, Mr. and Mrs. Gerlisky, Alice Hahn, Mrs. Lorraine Hinkley, Mrs. Fredric Hokin, Mrs. Norbert Longtin, Mrs. Elsie Quinn, Mrs. Jeanne Singer, Dr. Fern Smith, Mrs. Leona Wright and the Palos Verdes Bird Farm.



Contents

1. THE SACRED CATS OF SIAM 5
Kinds of Siamese . . . Characteristics of the Siamese . . .
Siamese Standards
2. SELECTING YOUR SIAMESE KITTEN. 19
Your Kitten's Age and Appearance . . . Cost . . . Pedigree
. . . Why Not Buy Two Kittens?
3. CARING FOR YOUR SIAMESE 27
Bringing Your Kitten Home . . . Grit Box . . . Other Pets
in the Household . . . Diet . . . Outdoor Training . . .
Grooming Your Siamese
4. PROTECTING THE HEALTH OF YOUR SIAMESE 47
Bronchitis (Colds) . . . Hair Balls . . . Skin Troubles . . .
Constipation . . . Diarrhea . . . Distemper (Enteritis) . . .
Fleas . . . Neutering and Spaying
5. BREEDING YOUR SIAMESE AND RAISING
KITTENS 55
When to Breed . . . Choosing a Mate . . . The Expectant
Mother . . . Caring for the Mother and Kittens
6. CAT CLUBS AND SHOWS 62



The graceful, affectionate Siamese has a personality all his own. Once you've had a Siamese cat take over your home and your heart, you'll never want to be without one.

I. The Sacred Cats of Siam

The Siamese cats' colorful background is as unique as this exotic breed itself. In ancient Siam (present-day Thailand), Siamese cats were held in such high esteem that only persons of royal blood were allowed to own them. However, the Siamese cats were not merely pampered ornamental pets. They were considered sacred, and were used as guard cats in the temples and shrines throughout the land.

Until the late 1800's, Siamese cats were found only in Siam, but at that time the ruling potentate gave some to the English royal family as a mark of his esteem. Shortly afterward, in about 1880, Siamese cats began to appear in English cat shows, achieving moderate success.

A few years later the king of Siam gave some Siamese cats to his American friends. In 1903, at their first public showing in the United States, the Siamese cats gained immediate acceptance.

It was in 1924 that the first scientifically planned strains of Siamese were bred. These long-haired animals, called Malayan Persians, resulted from crossing Persians and inbreeding them.

KINDS OF SIAMESE

Today four types of Siamese cats are recognized in the United States: Seal Point, Blue Point, Chocolate Point and Frost Point. These names are applied in accordance with the color of the cat's "points"—feet, tail, ears and mask.

The Seal Point is the most popular because of the striking contrast between its cream body and the dark brown points.

The mask, ears, legs, feet and tail are almost black. The nose pad and paws are the same color as the points.

The Blue Point makes as affectionate a pet as the Seal Point, but it is not quite as popular because the points are not as extreme and dramatic. The body has a silvery, cold blue cast, with grayish-blue points that are darker than the body. The nose and paws are blue.

The Chocolate Point, first recognized in England, has an ivory-colored body with warm-looking milk-chocolate points. The nose pad and paws are rose color. This type of Siamese is still rare and expensive in the United States.

The Frost Point (sometimes called Lavender or Lilac Point) has a pale, cold-looking body with bluish-gray points that often have a definite pink cast. The paw pads are pink. This type is still rare in the United States.

(See color photos on pages 20 and 21.)

There are other exotic types of Siamese that have not yet been officially recognized or shown. The Red Point Siamese (also called Color Point) has a white coat with deep red points.

The dramatic contrast between body color and "points" contributes to the exotic appearance of the Siamese. Dignified in repose, nimble in movement, he is a truly beautiful creature.





It's a rare moment when the Siamese stays in one place to be photographed. Always curious, he is constantly on the move and difficult to photograph or paint. Yet he remains a sought-after model.

CHARACTERISTICS OF THE SIAMESE

Early Siamese cats often had kinked tails, but breeders now strive for a thin, long-tapering tail. The Siamese is long and muscular. The eyes, which are sometimes crossed, should be slanting and blue. The face is wedge-shaped, and the ears are large. The coat is short and sleek.

The appearance of the Siamese cat has fascinated artists, sculptors and photographers for a long time. Because of the cat's speed and constant motion, he is one of the most difficult pets to capture on film or canvas. Yet the Siamese is extremely photogenic, and if you have the utmost patience, you will be able to take rewarding pictures.

After becoming acquainted with the physical appearance of the Siamese cat, you will want some knowledge of his personality traits to help you decide if this is the pet for you. Most pet owners seem to be *very* attracted to the Siamese cat or not at all interested. Somehow there is no lukewarm feeling about this dramatic fellow.



All loneliness is banished when a Siamese joins you. He'll follow you around, sit when you sit, and demand your attention. He likes to be talked to, and will happily conduct a "conversation" with you, purring contentedly or commenting in his distinctive guttural voice.

The Siamese loves to talk and carry on conversations, and his mew is different from other cats'. Many people enjoy the company of such a talkative animal. But if you do not like the Siamese cat's guttural voice, or if you live in close quarters where his crying might disturb your neighbors, a Siamese is probably not a wise choice.

This you can be certain of—there will be little time for boredom once the Siamese cat has joined your family. He is devoted and affectionate. He is also curious and full of mischief. The Siamese can be trained not to sneak food from the table—an annoying trick most cats delight in.

Some Siamese cat owners say their pets act more like dogs than cats. Many Siamese enjoy travelling in automobiles, and they can be trained to take walks on leash. They can even learn to chase a ball, sit up, and "say prayers."

A friend tells the story of returning home from a trip too exhausted to pay much attention to his Siamese. The possessive cat felt so neglected that he jumped into the bathtub where his owner was soaking, in an attempt to get some petting. He did get a good rubdown, and even though his master didn't get a chance to relax and peacefully soak himself, he has never stopped laughing at his cat's devoted attentions.

You couldn't find a pet more devoted than a Siamese. He'll make you feel that you're the most important, best-loved person in the world. Indeed, his devotion is so strong that he'll be jealous when you pay attention to anyone else. Yet he will remain independent and determined to have his own way.





Above: If your child is taught to be gentle and considerate with your Siamese, the cat will respond in kind.

Opposite page: It's difficult for a child to realize that the Siamese is more than a plaything to be pulled around and mauled. Once your child understands that the cat has feelings too, a firm friendship will be established →

If you want a beautiful, clean, intelligent, unpredictable but affectionate friend, buy a Siamese kitten. After you've had your first one, you'll never want to be without one again.

SIAMESE STANDARDS

The following standards have been adopted by the Cat Fanciers' Association, Inc. These standards follow closely the standards of other national organizations. You should realize that not even the most perfect specimen can fulfill the standards in every detail.

Here, then, are the standards.

SEAL POINT

BODY COLOR15
Even pale fawn or cream, shading gradually into a lighter color on the stomach and chest. The coat color should not be gray. In judging body color in older cats, allowance should be made for darker coats as Siamese generally darken with age but there should be definite contrast between body color and points. Kittens, lighter in color. Point allotment: Proper color, 4 points; Proper shading, 4; Evenness of color, 7.

POINTS10
Mask, ears, legs, feet, and tail, dense and clearly defined, all of the same shade of deep seal brown. Mask should be connected by





The head on the ideal Siamese is long, tapering from the ears to a narrow muzzle. The chin should not recede, and the head in profile should come in a straight line from the center of the forehead to the tip of the nose.

tracings with the ears, except in kittens. Point allotment: Mask, 2; Ears, 2; Legs, 2; Feet, 2; Tail, 2.

BODY TYPE20

The body should be medium in size, dainty, long and svelte. Males to be proportionately larger than females. Neck, long and slender. Legs, proportionately slim; hind legs slightly higher than the front. Feet, small and oval in shape. Tail, long and tapering with no visible kinks. Point allotment: Body, 7; Neck, 4; Legs and feet, 5; Tail, 4.

HEAD20


Head should be long and should taper in straight lines from the ears to a narrow muzzle, with no break at the whiskers. The receding chin caused by the failure of the upper and lower teeth to meet in a straight line shall be considered a serious fault. The skull is to be flat, and the nose is to be a continuation of the forehead with no break. In profile, a straight line is to be seen from the center of the forehead to the tip of the nose. Allowance is to be made for jowls in the stud cat. There should be the width of an eye between the eyes. Ears rather large and pricked, wide at the base. Allotment of points: Long flat profile, 6; Fine muzzle, 4; Non-receding chin, 4; Width between eyes, 2; Ears, 4.

EYES—COLOR AND SHAPE.....20

Eyes shall be clear and of a vivid deep blue color. Eye aperture almond in shape and slanting towards the nose in true Oriental fashion. Point allotment: Color, 10 (clear, 5; deep blue, 5); Shape, 10 (Oriental, 5; uncrossed 5).

Males are larger than females, but both have a dainty, long and svelte body with a long, tapering tail.





The Siamese coat has been called "chiffon velvet" and it's an apt description. The crossed eyes of the cat on the right are characteristic of the breed, but selective breeding is eliminating the trait today. The eyes should be clear blue and almond in shape.

COAT10
 Short, fine in texture, glossy, and lying close to the body. Allotment of points: Short coat, 3; Fine coat, 2; Glossy coat, 2; Close coat, 3.

CONDITION 5
 Good physical constitution. Not fat; inclined to muscle.

BLUE POINT

The above standard is to apply to the Blue Point Siamese except that the coat is to be bluish-white, changing gradually to an oyster white on stomach and chest. Points to be of a much darker blue, but of the same tone as the coat. There must be no fawn in the coat. Kittens, lighter in color. Eyes, China blue.

CHOCOLATE POINT


The Seal Point standard applies to the Chocolate Point Siamese with the following exceptions: Points—milk chocolate color, the ears, mask, legs, feet, and tail to be even in color. The ears should not be darker than the other points. Eyes, clear, bright China blue. Pale or slaty eyes are to be discouraged. Body, ivory color all over. Gray or dingy shading to be a fault. Foot pads, cinnamon pink.

FROST POINT *(temporary standard)*

BODY COLOR15
Even glacial white without shading.

POINTS.....10
Frost gray of pinkish tone. In the mature cat, the mask, legs, feet, and the outer surface of the ears to be as even in color as possible. The mask to be complete and to be connected by tracings with the ears.

The Siamese standard is the ideal breeders are striving to reach. Even the most perfect specimen will probably fall short in some respect, but if you are planning to show your Siamese you should compare him with these standards.



SHAPE—BODY AND TAIL.....15
 Same as for Seal Points, but generally smaller in size. The Frost Point matures when between two and three years of age. The cat must not be penalized for size if it is well proportioned and of good conformation.

HEAD AND EARS.....20
 Same as for Seal Points. Inner surface of the ears, a delicate peach blossom tone. Nose, leather, a faded lilac at the tip.

EYES.....20
 Shape and slant as for Seal Points. Color, clear China blue. Pale or slaty eyes discouraged.

COAT AND CONDITION.....15
 Same as for Seal Points. *Note:* Color of foot pads in Frost Points, salmon pink.




UNDESIRABLE FOR ALL SIAMESE

Round-headed, fat, thick-set specimens. Hood—a continuation or an extension of the point coloring over the top of the head, around the sides and under the throat. The mask instead of fading away gradually at throat, makes a distinct change in color so it would appear that a hood was tied around the head. Tracings to the ears are lost as the mask continues up between the ears. Rough or shaggy coats. Odd eye color; gray or yellowish tinge in eyes; crossed eyes. Belly and hip spots. Tabby or ticked markings. Light hairs in points. White feet or toes. Receding chin. Gray coat in Seal Points. Fawn coat in Blue Points.



This sleek, well cared for Siamese has the desirable long neck, large upright ears and glossy coat.



You'll find, when you go to buy a Siamese kitten, that he chooses you rather than the other way round. When the little ball of fluff extends a paw and rubs against you inquisitively, the bargain will be sealed. Unless you're planning to breed or show your cat, you needn't be too concerned about pedigree. Just be sure the kitten is healthy, with bright eyes, glossy coat and active manner.



2. Selecting Your Siamese Kitten


The best time to buy a Siamese kitten is in the spring, when you can train and exercise him out-of-doors. If you want to show or breed your pet, it is a good idea to visit the winter or early spring shows and talk to the breeders of Siamese cats about obtaining a spring kitten. If you're not concerned about showing, but want a lovable pet at a reasonable price, you can safely buy a healthy, affectionate kitten from a reliable pet dealer or cattery.

The closer to home you can find your kitten, the easier it will be for him to get to his new home warm and rested. Long trips are hard on such little fellows. It will be more convenient for you, too, if you live fairly near the breeder or seller, for you can return to ask for advice later and be certain of his continued interest in the kitten's growth and development.

YOUR KITTEN'S AGE AND APPEARANCE


Try to select a kitten that is between 8 and 10 weeks old. If kittens are weaned and taken from the mother cat when they are too young, they may always be "wool- or cloth-suckers." This is an annoying habit that is very difficult to break.

You can't tell too much about the young kitten's future appearance, for his markings are still light. There are, nevertheless, some things you should look for. The kitten should not be skinny but chunky, weighing about 2 pounds. He should have good muscle tone, with a minimum of fat. Lift him up and see if he has



Above: The Chocolate Point Siamese has an ivory body and points the color of milk chocolate.


Below: The Frost Point, still very rare, is an even glacial white, with the points a frosty gray with a pinkish tone.






Above: A champion Seal Point poses with his trophies. The Seal Point, the most popular of all Siamese cats, has a coat that shades from pale fawn to cream, with deep seal brown points.

Below: This fine example of a Blue Point has a bluish-white coat that gradually becomes oyster white on the stomach and chest. The points are the same tone as the coat, but much darker.





Two kittens are double enjoyment, but not twice as much trouble. They'll keep each other company, and their rough and tumble play will constantly amuse you.

a heavy feel. This is indicative of good health. His eyes should be large, clear and slanting toward the ears, which should be large. "Smutty-coated" kittens often develop better than white kittens. A long body, small feet and a long, tapering tail are favorable points to consider.

An open coat and hair strands might indicate worms or nervousness. Check the ears for bad odor or brown wax which might indicate ear mites. Check the kitten's fur for fleas or signs of skin disease. Do not choose a kitten that has a running nose or eyes.


Remember that if you are choosing a kitten solely for a pet, disposition is far more important than show points.


COST

It is not necessary to pay championship prices, but a “bargain kitten” needs to be checked thoroughly for good health. A good Siamese should cost between \$25 and \$35. Usually a female is slightly lower in price than a male, but bear in mind that it will cost more to spay a female if you wish to take this step. Be cautious about buying at an exceptionally low price, since kittens with a background of defective health are frequently sold that way.

If you are seeking a champion, the price, naturally, will be higher. Get the advice of a trustworthy dealer or other Siamese expert.

A breeder may give you a special price if you buy two kittens. However, it's not a good idea to raise a brother and sister together unless you keep them from interbreeding.





A Siamese cat is a devoted mother. Here a 6-week-old kitten is getting a tender bath while his littermate awaits his turn.

PEDIGREE

A pedigree, the tracing of the kitten's lineage, is important even if you don't plan to show or breed your Siamese. The ancestry will give you some idea of your kitten's disposition and potential quality.

WHY NOT BUY TWO KITTENS?

Two kittens can be easier to raise than one. Quite often a breeder is so happy to see two kittens brought up together that he will give the new owner a special price. Two kittens will play, eat and snuggle up for naps together. They will adjust very rapidly to their new family, since they won't suffer the loneliness that the "only baby" experiences. Instead of being more trouble, two



A lap full of cat hairs is the occupational hazard of the Siamese owner, but the love and companionship received more than make up for it.

kittens can be less trouble than one. If there are children in the family, they can divide the responsibility—and the pleasure.

On the other hand, you might find it more difficult if the kittens are not spayed or neutered. It is not wise to bring up a brother and sister together unless you prevent them from interbreeding.



What more perfect scene of domestic bliss? Mother Siamese watches her kittens as they enjoy a hearty meal.

3. Caring for Your Siamese


BRINGING YOUR KITTEN HOME

Have your nursery ready before your new kitten arrives. If supplies are already at hand, it will be much easier for both of you. To leave the kitten in the car or to carry him through the pet shop while you're madly picking out food, bed, kitty litter, etc., is not the best way to adjust your kitten to his new situation. Of course you may be able to buy the essential beginning supplies at the same shop where you purchase your kitten and then bring everything home together. In any event, try to get your kitten settled in a warm bed as soon as possible.

Don't let him run freely through the house for a few days. He is very apt to disappear under a bed or behind a television set and be too frightened to come out for several hours.

Be ready to give the kitten attention and affection when he cries, but let him rest and sleep without too much handling for a few weeks. Don't let the children wear him out with rough play. A Siamese learns fast (for good or bad) and, in spite of his naturally affectionate disposition, he will learn to bite and scratch if he is abused or teased.

A small, warm laundry room or bathroom is a good place to keep your kitten when you first bring him home. A kitten loves to sleep in a box or basket. A cardboard box is suitable for his first bed, but when he is full grown, it is a good idea to invest in a commercial cat bed or basket, available at all pet shops. Some breeders find that their cats like to sleep in the cat carriers used for travelling.



Above: Your Siamese should have his own bed. Your pet shop will have a great variety to choose from. Line the bed with a soft blanket and kitty will be very comfortable.

Below: The whole family surveys the world from a basket. Mother and father hover protectively over their kittens.





Most Siamese get along very well with the family dog, but no matter how friendly the two are, they shouldn't share a bed.

Line the bed with a washable flannel or soft cloth blanket, and sprinkle a little flea powder under the blanket to help prevent fleas. A hot water bottle wrapped in a cloth will give a new lonesome kitten something warm to snuggle up to, and it will serve as a substitute for his mother during the first few days. The ticking of an alarm clock nearby will also be comforting.

A little catnip will encourage the kitten to sleep in his bed. "Cat cozies" are also warm and comfortable. They are knitted or crocheted pads that curl up on the sides, making a box or basket nice and warm for your Siamese kitten.

Newspaper is not a good lining for the kitten's bed unless it is covered with a blanket. The newsprint sometimes rubs off on the cat's fur, and he could get sick if he licked enough printer's ink off himself.

As soon as he settles down, you may give him something to eat.




Who needs dolls when there's a beautiful Siamese to play with and mother?

Some kittens are not very hungry during the first day or two in a new home, but the sooner your kitten eats a few meals, the faster will he begin to belong to your family. Offer him the same kinds of food he had been eating before you brought him home. If he is not interested, remove the food and try again later. Small kittens usually need 4 small meals daily. A good diet for the young kitten and for the older cat is given on pages 35-36.

Most kittens like to drink lots of water, so place a filled bowl near your new pet's bed.

GRIT BOX


So far you've taken care of the kitten's bed and board. The other essentials to have ready for your new kitten are a flat box or plastic pan, and deodorized grit or litter. A bit of grit sprinkled in the pan will attract the kitten. After each meal, place him in his grit box, and he will be housetrained very quickly. You can dispose of the used grit and there will be no unpleasant cat odor about the house. Don't try to pinch pennies by using sand or dirt instead of



Above: A grit box is essential for your cat. If you train him in its use when he is young, going to it will become a habit.

Below: Young cats enjoy playing with the grit and kicking it around. Newspapers under the pan will make your housekeeping job easier.





In ancient Siam, a pair of Siamese cats were a symbol of good fortune. Even today, the owner of these two beauties must consider himself very fortunate.

the inexpensive deodorized preparations for sale in pet shops. You own a Siamese kitten because you love a beautiful pet and want to keep him in an attractive home. You don't want a new kitten to spoil your home with bad odors.

The one disadvantage of a grit box is that the larger kitten loves to play in the grit and kick it around. Lots of newspapers under the box, frequent sweepings and great patience will be necessary until your young athlete can do his digging outdoors.

OTHER PETS IN THE HOUSEHOLD

Do you have a dog too? Quite often the family dog will adopt a new kitten and keep it washed and warm. Remember to pet and praise the dog and give him as much attention as you give the kitten. This will prevent jealousy.

If there is an older cat in the family, use caution until the old-

The Siamese is laughing with joy as his German Shepherd friend shows his affection.





An older dog will often adopt new kittens and become their protector. Be sure you give your dog an equal amount of attention and praise, to prevent jealousy.

timer accepts the newcomer. Don't leave the two alone until you know that they are friends. Here again, be sure to pet the older cat often, or he will become jealous and he might try to hurt the kitten.

Usually pets adjust quickly to their own family—including other animals. The older cat or dog will soon accept his new little brother or sister and eventually they'll become inseparable.

Siamese kittens can even be trained to get along with such traditional cat victims as birds, rabbits and fish. It is important to anticipate the kitten's interest in a pet bird and scold him every time he gets a wild gleam in his eye, signifying impending danger to the bird. He can soon be trained to leave the bird or any other natural enemy alone. A friend's Siamese cat always drinks water from the fish bowl. He never tries to hurt the fish

and never drinks from any other bowl. The fish, on the other hand, doesn't get excited or frightened when the cat suddenly puts his face in the water, guzzles his drink and walks contentedly away.

DIET

For breakfast your little kitten will be satisfied with a small amount of warm milk mixed with any baby cereal. Ask your pet shop what kitten food is recommended. Give the kitten as much as he can eat. Repeat this meal at about 4 o'clock in the afternoon.

For lunch and supper, give the kitten some soft meats or cat foods which are not watery. Soft, boneless fish and scraped beef are good. Prepared cat foods are good too because they are of the proper consistency. Boiled fish is better than fried or broiled.

Some breeders give their kittens small amounts of raw chopped meat twice a week. Opinions vary on this subject, but a teaspoonful

Whoever coined the expression "getting along like cats and dogs" could never have seen a sight like this.





A well-balanced diet will keep your Siamese healthy. If he becomes a picky eater, don't cater to his whims. When he is hungry enough, he'll eat what you know is right for him.

could hardly do much damage, so if your kitten likes a little raw chopped meat, let him have some occasionally.


All food is best served at room temperature.

Ask your veterinarian (and you should choose one you can depend on as soon as you acquire your kitten) if you should supplement the diet with vitamins. Kittens that are confined can't eat grass, and supplementary minerals and vitamins are necessary for good health. You should ask the vet also about protective inoculations for the kitten.

As the kitten gets older, his appetite will grow and you should increase the amount of food you give him. As he reaches his fourth month, he can be fed more solid foods and less milk and cereals. From the fourth to the eighth month 3 meals a day will usually suffice: feed him meat or fish twice a day and milk once. After the eighth month your Siamese will be a real member of the family and you can offer him table scraps. Make sure his diet includes plenty of fish, meat, milk, cereals, vegetables, bones (hard ones that will not splinter) and hard cat meal. Two meals a day, one in the morning and another in the evening, are sufficient



**Above: Always have a bowl of fresh water available for your pet.
Below: Cats, unlike dogs, know when they've had enough, and will rarely overeat.
If your Siamese doesn't clean his bowl, take it away and wait until his next mealtime
to feed him.**



when your cat has reached this age. Just make sure he has enough food to satisfy his appetite, and keep a saucer of water available at all times.

OUTDOOR TRAINING

As soon as the kitten is older, you can begin housebreaking him outdoors if the weather is warm. Take him out immediately after his meals and keep him out for as long as necessary. Once he learns the purpose of the trip, he can be relied on to do his business as quickly as possible.

If you want to walk your Siamese on a leash, a cat harness is the safest and most secure type of collar to attach it to. A matching harness and leash look very smart on the Siamese cat too. Your cat may balk at first when you try to get him to walk on leash, but if you're patient and gentle he'll soon cooperate.

If your Siamese goes outdoors by himself, be sure that he wears a collar with an identification tag. You can teach him, too, to come when called. Start by summoning him to his meals with the call "kitty, kitty," then add his name until he recognizes it and responds.





Above: It has been said that Siamese cats are easily trained to walk on a leash, but this isn't always true. First let him sniff and play with the harness or collar until he gets used to it. Before you put it on him, reassure him with gentle words and pats. After a few days, introduce him to the leash—a light one—and let him walk around the house with it dragging behind him. Then it's time to lead him around. If he balks, you may have to drag him a bit, being gentle but firm.

Below: All cats love playthings, and your pet shop will offer a large choice.





One of the distinctions of Siamese cats is that they can be taught to retrieve. Toss a ball to your pet and he'll soon catch it, bring it back, and ask you to throw it again.

Below: A rubber mouse is made to be pounced upon and triumphantly caught. If it is filled with catnip, it will please your Siamese even more.




If he is allowed to run loose outdoors, you can buy an elastic cat collar that will allow him to pull his head free if the collar gets caught on a fence. You might want to protect the birds by having your cat wear a bell, but remember that the bell will warn mice as well. If your Siamese wanders far from home, an identification tag for his collar is a wise investment.

GROOMING YOUR SIAMESE

Even with a short-haired cat such as your Siamese, regular grooming is important. Buy a steel comb and a special cat brush at your pet shop. Weekly brushing and combing will keep your Siamese's coat in good condition. If you're sure to remove all loose hairs, your cat will not shed on the furniture. Regular brushing also prevents the cat from licking loose hair and getting sick from fur balls. To get a smooth unruffled gloss on the cat's coat, rub it after brushing with the palm of your hand, or with a chamois, leather glove or silk scarf.


Regular grooming is essential if your Siamese is to retain his sleek and lovely coat. Make weekly combing and brushing part of your routine, and during spring and summer when your cat is shedding, hold the beauty sessions more often.

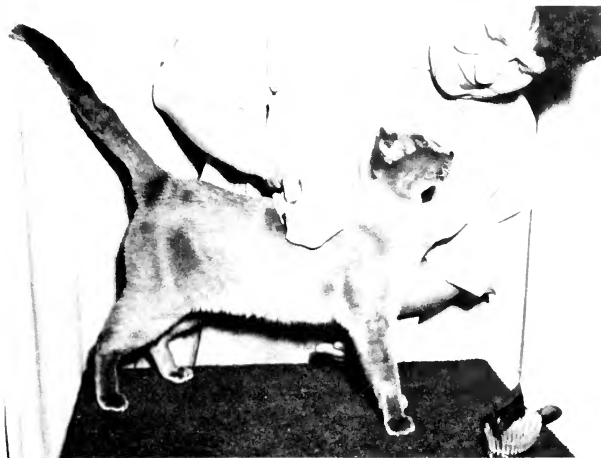




Above: Brushing and combing, to remove dead hairs helps both you and your cat. The hair will remain in the grooming tools instead of on your furniture and clothing, and it will prevent the cat from developing hair balls that form when he licks himself and swallows hair.

Below: Grooming should be pleasant for both of you. Your Siamese, loving attention, will enjoy your gentle care, and you will know that he is as beautiful as he can be.





Above: After brushing, rub his coat with a chamois, leather glove, silk scarf or the palm of your hand to bring out the smooth gloss that is so attractive.

Below: If your cat runs loose or uses a scratching post frequently, you may never need to trim his nails. But if they do become too long, you should clip them. Your vet will show you how to do it without cutting into the quick.





The cat's rough tongue is like a brush and he will spend a lot of time cleaning himself. A friend will be glad to help with the part he can't reach himself.

During the grooming session you should clean the cat's ears with a cotton swab moistened with mineral oil, being careful not to probe too deeply. Gently wipe his eyes with the damp cotton too. Use a flea powder or spray that is especially made for cats.

Your Siamese will need a bath only in an emergency, when he has gotten so dirty that there is no alternative. (Never bathe a young kitten.) The dry shampoo sold in pet shops is the easiest to use. Just follow the directions. It's best to have a friend hold and calm the cat with sweet consoling chatter while you wash and rinse him. Use warm water and dry him with a towel as quickly as possible. If you use dry or liquid shampoo on the cat's face, be especially careful not to irritate his eyes. (If you must bathe your Siamese to heal a skin disease, follow the vet's recommendations for the shampoo and rinse.) After the bath, do not let your cat become chilled; keep him in a warm, dry spot for several hours afterwards.

If your cat is allowed outdoors, he will probably keep his claws worn down to a short length, but if he doesn't have this opportunity, you should clip them with special clippers obtainable at the pet shop, groomer's or vet's. Ask your vet to show you how to do it so you don't cut into the quick and injure a blood vessel.

A scratching post will also serve as a good means of keeping your cat's nails short—and it will save your favorite chair at the same time. Scratching posts in a wide price range are available at your pet shop.



A scratching post is more than a toy. It provides needed exercise for your Siamese and keeps his nails trimmed. At the same time it protects your furniture and rugs. Many scratching posts sold in pet shops are sprinkled with catnip which your cat will find very inviting. If you attach a ball on a string or long rubber band to the top, your Siamese will have a fine time batting it around.



No two Siamese cats are alike in personality. Yet they all retain a hunting instinct inherited from wild ancestors and they spend much time stalking some invisible prey.

4. Protecting the Health of Your Siamese

If your Siamese acts sick and listless, won't eat, throws up, or exhibits any symptoms of illness, take his temperature with a rectal thermometer. If his temperature is over 102°, call your vet right away.

Don't ever try to diagnose or treat an ailment yourself. However, a knowledge of the various cat ailments and their symptoms will help keep you delicately attuned to your Siamese's daily condition.

BRONCHITIS (COLDS)

Cats sometimes have a malady that resembles the colds to which we humans often fall victim. Since cats cannot catch colds as humans do, the term "bronchitis" is used. If your Siamese shows the typical "cold" symptoms, keep him indoors, in a warm spot. Feed him warm milk and see that he gets plenty of rest. If the illness persists or gets worse, it's time to call the vet.

HAIR BALLS

A cat is always cleaning himself and licking his wounds. This may keep him spotless and help wounds to heal, but another complication may result. Hair gets on the cat's tongue and sticks in his throat. The cat will try to cough it up, but often swallows it and a ball of hair accumulates in the intestines where it may

poison him. If you know that this is the trouble and can't get the vet immediately, you can try an emergency remedy. First, give the cat a spoonful of vegetable shortening, butter or some similar greasy but digestible substance. This will remove the hair from his throat. Then give him a strong laxative to help him pass the hair ball. Sometimes this treatment works, sometimes it doesn't. The vet can take over from there.

SKIN TROUBLES

Skin troubles are fairly rare among cats. If your Siamese should be unfortunate enough to have exzema, mange or ringworm, call the vet. When grooming the cat, be alert for these symptoms: dry hair, reddened skin, blisters, spots or scabby skin.

CONSTIPATION

If your cat is unable to pass his wastes, or has difficulty, there is reason to suspect that his diet is wrong. A teaspoonful of mineral oil, castor oil or olive oil will soon clear up the situation, but you must check the cat's diet to be sure the case does not become a chronic ailment. Most cats chew on grass to aid them in proper bowel regulation. Keep this in mind if your cat is kept indoors.

DIARRHEA

A poor diet is generally the cause of diarrhea too. Once the cause of the disorder is discovered, use any anti-diarrhea medicine your vet or pet shop recommends. If the condition becomes chronic, it is serious and requires professional treatment.

DISTEMPER (ENTERITIS)

It is virtually impossible for a layman to diagnose this dread disease. Running eyes and fever are but two of the symptoms, but they are symptoms of bronchitis too. So don't try to determine what ails your cat—just call the vet immediately.



Unless your Siamese gets so dirty that you have no alternative, you should never have to bathe him. If brushing alone is not enough to get him clean, try a dry shampoo that is available at your pet shop.

FLEAS


Every animal has some sort of external parasite that attacks it. Cats are no exception. If your cat has fleas, lice or mites, there are plenty of powders to solve the problem. Go to a reputable pet shop, choose a name brand, and follow the directions on the container. Do not use *dog* flea preparations on your cat.

NEUTERING AND SPAYING

A neutered pet requires the least amount of care, but once you take this step you can no longer breed or show your Siamese. The operation for spaying a female cat is not dangerous and recuperation takes only a few days. If you do not intend to raise Siamese kittens, your female will be less noisy and more content at home if she cannot come into season.

The neutering operation on the male cat is much simpler and less expensive than on the female. While you can no longer use

If you are raising a brother and sister together, it is wise to have them altered. There is no danger if the operation is performed at the right time, and your cats will be better pets.



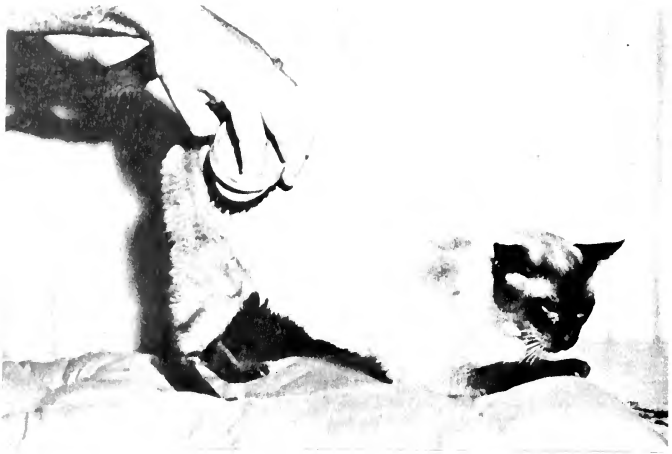


A healthy cat is a happy cat. Most Siamese are strong, but you should know what to do in the event of sickness. Just as with children, there are some illnesses you can treat yourself; others require a doctor's help.

the cat for a stud, he will make a far better house pet after "altering." He will not "spray" about the house, he will not gallivant and fight with other males, and he will be much more affectionate and relaxed after his operation.


Both neutered males and spayed females are extremely affectionate if they are altered prior to the appearance of sexual desires. Your vet will tell you the best time to have the operation performed.

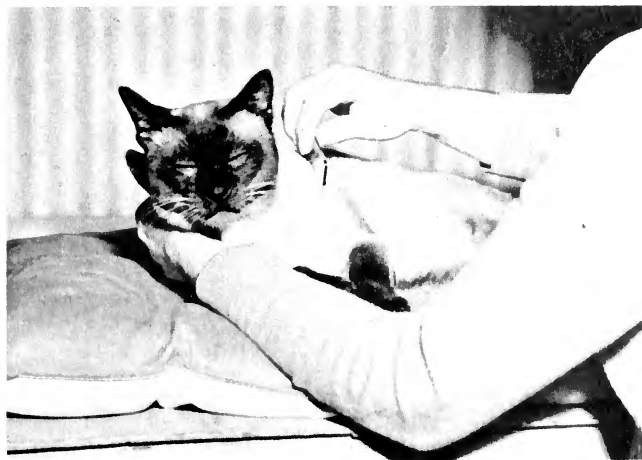
After the operation, do not overfeed your cat, or he will gain weight very easily.




Above: Lo Kai Ling, a pet of the Palos Verdes Bird Farm in California, shows his appreciation for brushing by stretching and purring contentedly.

Below: Many "dog people" who do not generally care for cats become very fond of Siamese. Their loyalty and affection are more like that of the dog than other breeds of cat.





Above: Combing does more than improve the appearance of the Siamese. Eliminating loose hairs can prevent dangerous hair balls from forming in the intestines. Below: Cat carriers are relatively inexpensive and a great convenience when you are travelling with your pets. Most Siamese enjoy seeing new people and new places while being carried in a comfortable case. Line the carrier with paper and fold a blanket over part of the bottom.





If your Siamese doesn't want you to read your paper, you'll probably end up by meeting his demands—unless you learn to read around him.

5. Breeding Your Siamese and Raising Kittens

Many Siamese cat owners become so enthused over their pets that they decide to breed them and enjoy raising the kittens. (During all the years that I have been photographing cats, every Siamese breeder I met said that his primary reason for raising Siamese was love of the cat. Honors at shows and financial profit can be gained, but this is just the “gravy”—regard and affection for Siamese are why novice pet owners begin breeding.)

Before you decide that you want to breed Siamese cats too, there are three things to consider:

1. You must love your Siamese cat and want to take care of her kittens.

2. You must have time for kittens. If you work, and there is nobody at home during the day, the mother cat and kittens will not receive proper care.

3. You must have a large, light room. Kittens need space to play.

If you can meet all three of these requirements, you are ready to breed Siamese cats.

WHEN TO BREED

It is preferable to wait until your Siamese is at least a year old before mating. Never mate a cat that is less than 8 months old.

The breeding season for all cats is fairly regular, although it does depend quite a bit upon the weather. As soon as the snows begin



Many Siamese can be leash-trained more easily with a harness than with a collar. There's no chance of the harness slipping off, as a collar can. Your pet shop will have harnesses made especially for cats, and with patient training you will soon be able to show off your pet all over town.

to melt and the flowers begin to sprout, the Siamese may be expected to come into season. The prelude to a female coming into season is unmistakable. She is very fussy about herself and her appearance. She likes to be let out for longer periods of time and she craves more affection and stroking than normally. Sometimes she begins to roll on the floor and makes crooning noises. This behavior may last for a few weeks if she is not allowed to be mated, but more often it only lasts for a short period—from 3 days to a week.

This period of heat is repetitious, and unless the cat is mated she may go through it every month throughout the spring and summer.


CHOOSING A MATE

How can you find a good stud cat to mate with your female? It is advisable to visit a cat show and look over the Siamese cats on exhibition. You can also get good advice from experienced cat breeders, pet dealers and authorities on pedigrees.

A stud with a pedigree is very important if you want top-quality Siamese kittens with good dispositions and lovable personalities. Some authorities claim that cats without pedigrees are not as even-tempered as those with pedigrees and that they tend to have short, chunky statures and kinked tails. The kittens are often dark-hued. Of course kittens without a pedigree cannot be shown and will sell for much lower prices.

One authority gives the following helpful information. The mating of two Blue Points will probably yield all Blue Point kittens. The mating of two Seal Points will probably yield Seal Points.

If you are breeding your Siamese and want a healthy, beautiful litter of kittens like these, choose the father with care. He should make up for whatever bodily deficiencies your female has and of course should be free of disease and have a good disposition.





Don't wait until the last minute to choose the stud cat. Make your arrangements well in advance of your cat's season. During your female's pregnancy, do not over-feed her but add calcium and vitamins to her diet.

However, a Seal Point with a Blue Point heritage mated with a Blue Point will yield some Blue Point kittens. Both parents must have Blue Point genes if there are to be any Blue Point kittens.

Try to choose a stud that is strong in any traits in which your female is weak. It helps, too, if the male Siamese lives nearby. Leave your female with the male for several days. The owner of the stud cat should be a person who understands Siamese breeding. The studhouse or room should be clean, and the cattery should be free of any disease or infection.

There should be a chair or stool for the male to retire to, and a box or carrier for the female to rest in between matings. The two animals should not be left in the same room during the female's entire stay. They should be kept in different parts of the house and re-introduced from time to time.

After your bred female returns home, don't let her outside for several days. There still may be a chance of breeding again and

her litter would contain both purebred and mixed-blood kittens. If such a *cat-astrophe* does occur, her chances for having future purebred litters are still good.

THE EXPECTANT MOTHER

The pregnant Siamese cat's nipples will swell and get pink in about a month. The kittens usually arrive 63 to 65 days after breeding. During the period of pregnancy the cat should be kept warm and well fed. Increase her meals if she is hungry, and add a vitamin supplement. Some cats seem to demand more sleep during this time and some even have symptoms similar to morning sickness.

Keep the cat away from dogs and other animals that might excite her, and have her stay where noisy children won't disturb her. Don't worm her or bathe her. Daily brushing will keep her clean.

When the time for the birth approaches, prepare a special box

Newborn Siamese kittens are smaller than other breeds, but they grow rapidly. They are all white and gradually change their color and develop the characteristic points.





Let the mother continue to nurse the kittens until they are about 6 or 7 weeks old. Then you can begin weaning them on evaporated milk and warm water.

and line the bottom with a blanket or soft cloth. This is all the cat needs—she can take care of the rest herself.

CARING FOR THE MOTHER AND KITTENS

Once the actual time of birth arrives, the mother will probably need little assistance. However, if she seems to have difficulty giving birth, or if the kittens take more than 12 hours in coming, it is wise to call the vet for help.

After the kittens arrive, give the mother a saucer of milk. She will love to hear her kittens praised, so tell her what beautiful babies she has and leave the family alone for a quiet rest.

The mother will usually stay in the box, nursing and washing her babies, for a night and a day. If she has trouble feeding the kittens because her breasts are not in the proper condition, ask the advice of your vet.

When the mother leaves the kittens to eat and relieve herself, you can clean the box and put down clean bedding. Sprinkle a


little cat flea powder under it. A clean bed every day helps to prevent fleas.

The pedigree kittens will be white, blind and toothless. The first few days of their life is the easiest time for you to tell their sex, but it is best if you don't handle the tiny kittens until their eyes are open. Wait until they are 8 to 10 days old before you touch them or pick them up. If the young kittens are disturbed by too much traffic, the mother cat will try to hide them in another spot.

The kittens can be weaned on evaporated milk and warm water when they are about 6 or 7 weeks old. The mother cat will help you train them to use the grit box at this age, and the rest of their care is the same as for your own kitten when she first came to live with you.

You'll hate to part with any of the kittens, but a houseful of mischievous animals will probably be too much for you. You should have no trouble finding good homes for the litter. Your pet shop owner may be interested in buying a kitten. Word of mouth is usually the best advertisement, and friends who know that your Siamese has had kittens will tell others. Don't be surprised if you find strangers on your doorstep, eager for a kitten of their own. A notice placed on the bulletin board of your neighborhood market may also be used to good advantage in selling kittens, and an ad in your local newspaper is a tried and true method.

Your cat will miss her kittens for a short time after you find homes for them, but soon she'll be giving all her attention to you again.



6. Cat Clubs and Shows

If you join a cat club you will get a great deal of helpful information about cats and you will be able to exhibit your Siamese and compete for cups and awards sponsored by the club. The cat clubs also help to keep the Siamese cat standards very high and their publications contain material that will interest you.

There are five organizations in the United States that are devoted to all breeds of cats, including Siamese:

American Cat Association (A.C.A.)

American Cat Fanciers' Association (A.C.F.A.)

Cat Fanciers' Association (C.F.A.)


Cat Fanciers' Federation (C.F.F.)

United Cat Federation (U.C.F.)

These organizations charter individual clubs which hold shows throughout the country and grant championship awards.

In order to be shown, your Siamese must be registered with the organization of your choice. To be eligible for a stud book number your cat must be descended from three generations of purebred Siamese cats. A complete litter may be registered, or you may want to determine the show prospects of the cats first, and then register only those with good possibilities. The fee in most associations is \$2, and a registration form will be sent to you upon request.

There is also The Siamese Cat Society of America, Inc. It does not sponsor shows, but aids in setting the desired standards for Siamese cats.



No special preparation is necessary for showing your Siamese if you have been grooming him regularly.

You can join any organization that has a chartered club in your area. If there is more than one club nearby, the choice is up to you. At the club meetings you will become acquainted with people who have a similar interest in cats and you will learn more about health, grooming, show organization procedures and so forth.

There are no shows for Siamese cats only, but short-haired cat shows include the Siamese. If you are interested in showing your Siamese, find out when shows take place in your area, and ask to have your name put on the mailing list.

Cats 4 to 8 months of age must be entered in the kitten class. The novice class is for cats between 8 months and 2 years of age that have never won a blue ribbon (depending on the organization). Cats between 8 months and 2 years that have won ribbons, and all cats over 2 years of age, must be entered in the open class.



A roomful of trophies will prove you were right all along—your Siamese is a very special cat!

The number of points awarded toward a championship depends upon the number of entries in the show. You can find out all the details from the club you join.

Once you decide that you want to show your Siamese, get him used to being handled by strangers. Buy a cat carrier and take him on short trips in it until he feels at home there. Continue his regular grooming and make sure that he is in good health. On the day of your show, gather up your cat, his water dish and litter pan. You might bring his bed and blanket too, for you cannot take him home until the show is over. Do not feed him too heavily on the morning of the show, for he will travel more comfortably.


Unless your Siamese is frightened by strangers or other cats, the experience of being shown will be fun and profitable for both of you. Awards and titles will make the price of kittens increase considerably. Perhaps more important, your Siamese will receive the recognition you know he deserves!

HOW TO RAISE AND TRAIN A BEAGLE by Mary Alice Ward and Sara M. Barbarese. 64 pages with 10 photos and cover in Full Color and over 40 photos and drawings in black-and-white. Guidebook to an excellent hunting dog and housedog. Standards; buying; care of puppy; care of adult; training; care of female; raising puppies; showing. \$1.00



By MARY ALICE WARD and SARA M. BARBARESE

HOW TO RAISE AND TRAIN A PEDIGREED OR MIXED BREED PUPPY by Arthur Liebers. 64 pages with 11 pages and cover in Full Color and over 25 in black-and-white. Choosing a puppy, feeding, grooming, your puppy's health, house-breaking, training, showing, breeding and caring for new-barn puppies. From "nursery" through "grammar school." \$1.00



HOW TO RAISE AND TRAIN BUDGERIGARS by William H. Allen, Jr. with 23 photos in Full Color and over 20 in black-and-white by Louise Van Der Meid. 64 pages. Breeding; sexing; cage, aviary or colony feeding; banding; characteristics; standards; housing; raising; training a budgie; teaching budgie to talk; keeping budgie healthy and happy. \$1.00.

How to Raise and Train a



By SARA M. BARBARESE

HOW TO RAISE AND TRAIN A BOXER by Sara M. Barbarese. 64 pages with 11 photos and cover in Full Color and 33 in black-and-white. Boxer standards; buying your boxer; care of the puppy; caring for the adult; how to train your boxer; caring for the female and raising puppies; showing your boxer. Simply written for dog-owners of all ages. \$1.00.

HOW TO RAISE AND TRAIN A CHIHUAHUA by Estelle Ferguson and Sara M. Barbarese. 64 pages with 10 photos and 40 in black-and-white. Covers both long-and short-haired. Standards; buying; care of the puppy; caring for the adult; training; caring for the female and raising puppies; showing your Chihuahua. \$1.00.

How to Raise and Train a
CHIHUAHUA



By ESTELLE FERGUSON and SARA M. BARBARESE

HOW TO RAISE AND TRAIN A DACHSHUND by Lois Meistrell and Sara M. Barbarese. 64 pages with 11 photos and cover in Full Color and 36 in black-and-white. Information on miniature and full size Dachshunds, short-, wire- or long-haired. Standards; buying; care of puppy; care of the adult; how to train; raising; showing. \$1.00.

How to Raise and Train a



By LOIS MEISTRELL and SARA M. BARBARESE



HOW TO HOUSEBREAK AND TRAIN YOUR DOG by Arthur Liebers. 80 pages with 10 photos and cover in Full Color and over 40 in black-and-white. When to start training, housebreaking your puppy, training to live with humans, obedience training, advanced obedience training, training for fun. Complete handbook of canine care takes over the education of the dog. \$1.00.

How to Raise and Train a
German Shepherd

By SARA M. BARBARESE



HOW TO RAISE AND TRAIN A GERMAN SHEPHERD by Sara M. Barbarese. 64 pages with 9 photos and cover in Full Color and 25 in black-and-white. German shepherd standards; buying your German Shepherd; care of the puppy; caring for the adult; how to train your Shepherd; caring for the female and raising puppies; showing your German Shepherd. \$1.00.

HOW TO RAISE AND TRAIN A

HOW TO RAISE AND TRAIN A POODLE by Evelyn Miller. 64 pages with 8 photos and cover in Full Color and over 40 in black-and-white. Poodle standards; bringing your puppy home; grooming your poodle; how to train your poodle; how to keep your poodle healthy. You want to have the clipping charts in this book. \$1.00.



By EVELYN MILLER

HOW TO RAISE AND TRAIN A PET HAMSTER by Mervin F. Roberts. 48 pages with 16 photos and cover in Full Color and over 25 in black-and-white. Concise instructions on buying, feeding, housing and raising golden hamsters as pets. Commercial tricks and techniques, hamsters in research, hamster diseases. \$1.00.

How to Raise and Train a



By Mervin F. Roberts

Full Color DOG Books at \$1 each

How to Raise and Train

TITLES IN THIS SERIES

(some still in preparation)

COCKER SPANIELS

POODLES

GERMAN SHEPHERDS

COLLIES

BOXERS

AFGHANS

MINIATURE SCHNAUZERS

DACHSHUNDS

CHIHUAHUAS

BEAGLES

DOBERMAN PINSCHERS

MIXED BREED & PEDG'D PUP

HOUSEBREAK & TRAIN DOG

YORKSHIRE TERRIERS

WEIMARANERS

BASSET HOUNDS

POMERANIANS

DALMATIANS

BOSTON TERRIERS

AIREDALES

PUGS

SCOTTISH TERRIERS

BULLDOGS

PEKINGESE

SHETLAND SHEEPDOGS

GREAT DANES

IRISH SETTERS

Published by T. F. H. Publications, Inc.

245 Cornelison Avenue, Jersey City 2, N. J.

