

40
666
EPT

SUPPLEMENT TO THE LITERATURE
FOR THE
"AMPHIBIANS AND REPTILES OF TEXAS" 1987



JAMES R. DIXON

Department of Wildlife and Fisheries Sciences
Texas A&M University



SMITHSONIAN
HERPETOLOGICAL INFORMATION
SERVICE
NO. 94

1993

**SMITHSONIAN
HERPETOLOGICAL
INFORMATION
SERVICE**

The SHIS series publishes and distributes translations, bibliographies, indices, and similar items judged useful to individuals interested in the biology of amphibians and reptiles, but unlikely to be published in the normal technical journals. Single copies are distributed free to interested individuals. Libraries, herpetological associations, and research laboratories are invited to exchange their publications with the Division of Amphibians and Reptiles.

We wish to encourage individuals to share their bibliographies, translations, etc. with other herpetologists through the SHIS series. If you have such items please contact George Zug for instructions on preparation and submission. Contributors receive 50 free copies.

Please address all requests for copies and inquiries to George Zug, Division of Amphibians and Reptiles, National Museum of Natural History, Smithsonian Institution, Washington DC 20560 USA. Please include a self-addressed mailing label with requests.

INTRODUCTION

Approximately 675 new literature citations are included for Texas species of amphibians and reptiles since Dixon's "Amphibians and Reptiles of Texas" in 1987. I have surveyed these publications for their content and the Texas species they include. Fossil citations are appended at the end of the species accounts under the general term "Fossil Literature". The literature citations below each species account consists of a series of coded numbers. These numbers refer to articles that are referenced in the "literature cited" section following the species accounts. The numbers are sequential and the author citations alphabetical. If I have not included an article concerning Texas amphibians and reptiles that you are aware of, please send the reference to me.

Several name changes have been proposed for amphibian and reptile species occurring in Texas since the publication of "Amphibians and Reptiles of Texas" in 1987. I have included these changes. I have retained the "old" name in parentheses, preceding the current proposed name.

I am also aware that some name changes have not been accepted by the herpetological community. Some of these changes are based on the evolutionary species concept, rather than the biological species concept. Perhaps Smith and Smith (1993) have the most appropriate solution, I quote.. ""in summary, then, populational individuality of given magnitude, both genetic and phyletic, is a prerequisite for taxonomic recognition at either specific or subspecific levels; reproductive integrity is required, in addition, for recognition at the species level. Since both species and subspecies are involved in application of biological and phyletic criteria of taxonomic validity, we suggest the term "biophyletic taxonomic concept" as a compromising alternative to the terms "biological" or "evolutionary" species concepts that are too readily interpreted as conflicting rather than complimentary."".

SPECIES ACCOUNTS

Order CAUDATA (SALAMANDERS)

Siren intermedia lesser siren

0231.010, 0340.050, 0622.208, 0625.404, 0626.510, 0718.100, 0718.105.

Ambystoma maculatum spotted salamander

0231.010, 0454.338, 0718.100, 0718.105, 1072.125.

Ambystoma opacum marbled salamander

0231.010, 0718.100, 0718.105, 1072.125

Ambystoma talpoideum mole salamander
0231.010, 0340.050, 0718.100, 0718.105, 1072.125

Ambystoma texanum smallmouth salamander
0198.605, 0216.610, 0231.010, 0622.260, 0718.100, 0718.105, 0732.117, 0802.311.

Ambystoma tigrinum tiger salamander
0231.010, 0458.500, 0495.085, 0522.200, 0529.550, 0611.115, 0626.510, 0718.100, 0718.105,
0720.232, 0720.233.

Amphiuma tridactylum three-toed amphiuma
0231.010, 0626.510, 0718.100, 0718.105.

Desmognathus auriculatus southern dusky salamander
0231.010, 0718.100, 0718.105

Eurycea latitans Cascade Caverns salamander
0231.010, 0340.050, 0718.100, 0718.105, 0746.307.

Eurycea nana San Marcos salamander
0231.010, 0312.141, 0340.050, 0391.002, 0718.100, 0718.105, 0746.307.

Eurycea neotenes Texas salamander
0231.010, 0312.141, 0391.002, 0622.123, 0622.170, 0718.100, 0718.105, 0746.307.

Eurycea quadridigitata dwarf salamander
0231.010, 0312.141, 0391.002, 0718.100, 0718.105, 1072.125.

Eurycea tridentifera Blanco blind salamander
0231.010, 0312.141, 0340.050, 0718.100, 0718.105, 0746.307.

Eurycea troglodytes Valdina Farms salamander
0231.010, 0312.141, 0391.002, 0718.100, 0718.015.

(Typhlomolge) Eurycea rathbuni Texas blind salamander
0059.430, 0231.010, 0312.141, 0391.002, 0718.100, 0718.105, 0746.307.

(Typhlomolge) Eurycea robusta Comal blind salamander
0231.010, 0312.141, 0340.050, 0391.002, 0718.100, 0718.105.

Plethodon glutinosus slimy salamander
0231.010, 0312.141, 0391.002, 0481.002, 0611.130, 0718.100, 0718.105.

Necturus beyeri Gulf Coast waterdog
0231.010, 0312.141, 0391.002, 0718.100, 0718.105.

Notophthalmus meridionalis black-spotted newt
0231.010, 0312.141, 0340.050, 0391.002, 0718.100, 0718.105, 0784.020.

Notophthalmus viridescens red-spotted newt
0231.010, 0312.141, 0391.002, 0718.100, 0718.105.

Order SALIENTIA (FROGS AND TOADS)

Rhinophrynus dorsalis Mexican burrowing toad
0231.010, 0312.141, 0340.050, 0391.002, 0718.100, 0718.105.

Scaphiopus bombifrons Plains spadefoot
0231.010, 0312.141, 0391.002, 0611.115, 0718.100, 0718.105, 1081.175.

Scaphiopus couchii Couch's spadefoot
0231.010, 0312.141, 0391.002, 0611.115, 0626.510, 0707.100, 0707.101, 0707.102, 0718.100,
0718.105, 0747.141, 1081.175.

Scaphiopus holbrookii eastern spadefoot
0205.002, 0231.010, 0312.141, 0391.002, 0718.100, 0718.105, 0860.030, 1072.125.

Scaphiopus multiplicatus New Mexico spadefoot
0231.010, 0312.141, 0391.002, 0602.516, 0718.100, 0718.105.

(Hylactophryne) Eleutherodactylus augusti barking frog
0231.010, 0312.141, 0391.002, 0718.100, 0718.105, 0720.233.

Leptodactylus (fragilis) labialis white-lipped frog
0231.010, 0312.141, 0430.050, 0391.002, 0718.100, 0718.105.

(Syrrhophus) Eleutherodactylus cystignathoides
Rio Grande chirping frog
0049.100, 0139.650, 0231.010, 0312.141, 0340.050, 0391.002, 0470.010, 0622.171, 0718.100,
0718.105.

(Syrrhophus) Eleutherodactylus guttilatus spotted chirping frog
0231.010, 0312.141, 0340.050, 0391.002, 0626.510, 0718.100, 0718.105.

(Syrrhophus) Eleutherodactylus marnockii Cliff chirping frog
0231.010, 0312.141, 0391.002, 0718.100, 0718.105, 0720.232, 0720.233, 0860.030.

Acris crepitans northern cricket frog
0231.010, 0312.141, 0391.002, 0602.514, 0622.150, 0718.100, 0718.105, 0720.232, 0791.045,
0791.055, 0791.056, 1048.541, 1050.165, 1072.125.

Hyla chrysoscelis Cope's gray treefrog
0231.010, 0312.141, 0391.002, 0718.100, 0718.105, 1072.125.

Hyla cinerea green treefrog
0056.100, 0222.005, 0321.010, 0312.141, 0391.002, 0718.100, 0718.105, 0786.100, 0860.030.

(Hyla) Pseudacris crucifer spring peeper
0231.010, 0312.141, 0391.002, 0626.510, 0718.100, 0718.105, 1072.125.

Hyla squirella squirrel treefrog
0231.010, 0312.141, 0391.002, 0718.100, 0718.105, 0780.050.

Hyla versicolor gray treefrog
0231.010, 0312.141, 0391.002, 0617.510, 0718.100, 0718.105, 0786.215.

Pseudacris clarkii spotted chorus frog
0231.010, 0312.141, 0391.002, 0622.150, 0718.100, 0718.105, 0732.115, 0802.311.

Pseudacris streckeri Strecker's chorus frog
0231.010, 0312.141, 0391.002, 0622.112, 0622.150, 0626.510, 0699.301, 0718.100, 0718.105,
0860.030.

Pseudacris triseriata striped chorus frog
0231.010, 0312.141, 0391.002, 0718.100, 0718.105, 0732.730, 1072.125.

Smilisca baudinii Mexican treefrog
0231.010, 0312.141, 0340.050, 0391.002, 0718.100, 0718.105.

Bufo americanus American toad
0231.010, 0312.141, 0391.002, 0718.100, 0718.105, 0797.101.

Bufo cognatus Great Plains toad
0231.010, 0312.141, 0384.210, 0391.002, 0573.501, 0602.512, 0611.115, 0718.100, 0718.105,
0720.239.

Bufo debilis green toad
0231.010, 0312.141, 0391.002, 0611.115, 0622.150, 0622.180, 0718.100, 0718.105, 1040.200.

Bufo houstonensis Houston toad

0231.010, 0312.141, 0340.050, 0384.264, 0391.002, 0622.150, 0718.100, 0718.105, 0725.401, 0746.308, 0797.101.

Bufo marinus giant toad

0231.010, 0312.141, 0340.050, 0391.002, 0718.100, 0718.105.

Bufo punctatus red-spotted toad

0231.010, 0312.141, 0391.002, 0611.115, 0626.510, 0718.100, 0718.105, 0802.311.

Bufo speciosus Texas toad

0231.010, 0312.141, 0391.002, 0611.115, 0718.100, 0718.105, 0720.238.

Bufo valliceps Gulf Coast toad

0205.002, 0231.010, 0312.141, 0384.262, 0391.002, 0622.150, 0718.100, 0718.105, 0732.105, 0780.050, 0791.050, 0797.101, 1040.200, 1048.548, 1072.125.

Bufo (woodhousii) velatus east Texas toad

0231.010, 0312.141, 0391.002, 0718.100, 0718.105, 0797.101.

Bufo woodhousii Woodhouse's toad

0056.100, 0204.318, 0205.002, 0216.631, 0231.010, 0384.210, 0391.002, 0602.514, 0602.515, 0622.150, 0718.100, 0718.105, 0780.050, 0791.050, 0797.101, 0974.501, 0974.502, 1040.200, 1072.125.

Rana areolata crawfish frog

0231.010, 0312.141, 0391.002, 0626.510, 0718.100, 0718.105.

Rana berlandieri Rio Grande leopard frog

0231.010, 0312.141, 0384.210, 0391.002, 0611.115, 0622.150, 0718.100, 0718.105, 0732.710, 1040.200

Rana blairi Plains leopard frog

0170.361, 0231.010, 0312.141, 0391.002, 0529.550, 0622.150, 0718.100, 0718.105, 0720.238, 1040.200.

Rana catesbeiana bullfrog

0231.010, 0312.141, 0384.210, 0391.002, 0432.012, 0611.115, 0622.150, 0625.401, 0625.403, 0625.404, 0626.510, 0718.100, 0718.105, 1072.125.

Rana clamitans green frog

0231.010, 0312.141, 0391.002, 0432.011, 0718.100, 0718.105, 0789.300, 1072.125.

Rana grylio pig frog

0231.010, 0312.141, 0391.002, 0718.100, 0718.105, 0780.050.

Rana palustris pickerel frog

0231.010, 0312.141, 0391.002, 0718.100, 0718.105.

Rana pipiens northern leopard frog

0231.010, 0312.141, 0391.002, 0611.115, 0718.100, 0718.105, 0720.232, 0720.238.

Rana sphenoccephala southern leopard frog

0231.010, 0312.141, 0391.002, 0622.150, 0718.100, 0718.105, 0720.238, 0780.051, 0789.300, 1040.200, 0172.125.

Gastrophryne carolinensis eastern narrowmouth frog

0231.010, 0312.141, 0391.002, 0626.510, 0718.100, 0718.105, 0780.050, 1072.125.

Gastrophryne olivacea Great Plains narrowmouth frog

0231.010, 0312.141, 0391.002, 0611.115, 0622.150, 0622.261, 0718.100, 0718.105, 0802.311, 1040.200.

Hypopachus variolosus sheep frog

0231.010, 0312.141, 0340.050, 0391.002, 0718.100, 0718.105.

Orders CROCODYLIA and TESTUDINES

ALLIGATORS AND TURTLES

Alligator mississippiensis American alligator

0231.010, 0312.141, 0340.050, 0391.002, 0528.100, 0545.710, 0622.266, 0625.403, 0625.404, 0718.100, 0718.105, 0822.041, 0860.030, 1050.169, 1050.501, 1063.520, 1063.540.

Chelydra serpentina common snapping turtle

0231.010, 0312.141, 0391.002, 0399.205, 0510.535, 0573.516, 0622.188, 0624.401, 0626.510, 0681.180, 0718.100, 0718.105, 0860.030, 1046.050, 1050.169.

Macrolemys temmincki alligator snapping turtle

0231.010, 0312.141, 0340.050, 0391.002, 0510.535, 0681.180, 0718.100, 0718.105, 0746.501, 1050.169.

Kinosternon flavescens yellow mud turtle

0205.002, 0231.010, 0312.141, 0391.002, 0495.085, 0510.533, 0510.533, 0545.535, 0545.710,

0573.510, 0602.511, 0611.115, 0622.264, 0622.277, 0718.100, 0718.105, 0720.238, 0786.334, 1042.181, 1046.050, 1050.169.

Kinosternon hirtipes Mexican mud turtle

0231.010, 0312.141, 0340.050, 0391.002, 0510.533, 0510.535, 0545.710, 0718.100, 0718.105, 1050.169.

Kinosternon subrubrum eastern mud turtle

0231.010, 0312.141, 0391.002, 0510.533, 0510.535, 0545.710, 0625.401, 0625.403, 0718.100, 0718.105, 1046.050, 1050.169.

Sternotherus carinatus razorback musk turtle

0231.010, 0312.141, 0355.700, 0391.002, 0432.010, 0510.533, 0545.710, 0626.510, 0718.100, 0718.105, 1042.181, 1050.169, 1100.080.

Sternotherus odoratus stinkpot

0222.005, 0231.010, 0312.141, 0391.002, 0510.533, 0545.710, 0625.403, 0625.404, 0718.100, 0718.105, 1046.050, 1100.080.

Chrysemys picta painted turtle

0231.010, 0312.141, 0391.002, 0510.535, 0718.100, 0718.105, 1050.169.

Deirochelys reticularia chicken turtle

0231.010, 0312.141, 0391.002, 0480.305, 0510.535, 0545.710, 0718.100, 0718.105, 1050.169.

Graptemys caglei Cagle's map turtle

0231.010, 0312.141, 0391.002, 0510.535, 0545.606, 0545.607, 0545.608, 0545.710, 0622.277, 0718.100, 0718.105, 1046.050, 1050.169.

Graptemys kohnii Mississippi map turtle

0231.010, 0312.141, 0391.002, 0510.535, 0626.510, 0718.100, 0718.105, 1050.169.

Graptemys pseudogeographica false map turtle

0231.010, 0312.141, 0391.002, 0462.200, 0510.535, 0545.710, 0718.100, 0718.105, 1050.169.

Graptemys versa Texas map turtle

0205.002, 0231.010, 0312.141, 0391.002, 0510.535, 0545.710, 0548.020, 0622.277, 0632.005, 0718.100, 0718.105, 1050.169.

Malaclemys terrapin diamondback terrapin

0231.010, 0312.141, 0340.050, 0391.002, 0510.535, 0718.100, 0718.105, 1050.169.

Pseudemys concinna river cooter

0205.002, 0231.010, 0312.141, 0391.002, 0480.306, 0510.535, 0625.401, 0626.510, 0718.100,

0718.105, 1050.169.

Pseudemys texana Texas river cooter

0149.308, 0205.002, 0231.010, 0312.141, 0353.915, 0391.002, 0510.535, 0545.605, 0622.200, 0622.264, 0622.267, 0626.510, 1042.181, 1046.050, 1050.169.

Terrapene carolina eastern box turtle

0205.002, 0231.010 0312.141, 0353.826, 0384.210, 0388.800, 0391.002, 0495.085, 0510.535, 0545.710, 0622.264, 0625.401, 0718.100, 0718.105, 1046.050, 1050.169, 1072.125.

Terrapene ornata ornate box turtle

0205.002, 0231.010, 0312.141, 0391.002, 0510.532, 0510.535, 0611.115, 0622.263, 0625.401, 0626.510, 0718.100, 0718.105, 0786.340, 0860.030, 1046.050, 1050.169, 1072.125.

Trachemys gaigeae Big Bend slider

0231.010, 0312.141, 0353.503, 0391.002, 0510.535, 0718.100, 0718.105, 1050.169.

Trachemys scripta slider

0060.180, 0149.200, 0205.002, 0231.010, 0312.141, 0391.002, 0509.230, 0510.535, 0522.200, 0545.710, 0602.100, 0611.115, 0622.160, 0622.262, 0622.264, 0622.277, 0625.401, 0625.403, 0625.404, 0626.510, 0718.100, 0718.105, 0720.232, 1046.050, 1050.169.

Gopherus berlandieri Texas tortoise

0198.400, 0231.010, 0312.141, 0391.002, 0510.535, 0529.461, 0545.710, 0602.530, 0714.141, 0718.100, 0718.105, 0786.340, 1046.050, 1050.169.

(Trionyx muticus) Apalone mutica smooth softshell

0231.010, 0312.141, 0391.002, 0510.535, 0545.710, 0718.100, 0718.105, 1050.169, 1061.122.

(Trionyx spiniferus) Apalone spinifera spiny softshell

0205.002, 0231.010, 0312.141, 0391.002, 0510.535, 0622.129, 0622.264, 0622.280, 0625.401, 0718.100, 0718.105, 0720.232, 1046.050, 1050.169, 1061.122.

Caretta caretta loggerhead sea turtle

0005.210, 0205.002, 0231.010, 0312.141, 0315.201, 0510.535, 0585.210, 0718.100, 0718.105, 1050.169, 1071.800.

Chelonia mydas green sea turtle

0005.210, 0231.010, 0312.141, 0340.050, 0391.002, 0510.535, 0718.100, 0718.105, 0819.005, 1050.169, 1071.800.

Eretmochelys imbricata hawksbill sea turtle

0231.010, 0312.141, 0340.050, 0391.002, 0510.535, 0718.100, 0718.105, 1050.169, 1071.800.

Lepidochelys kempii Kemp's ridley sea turtle

0004.005, 0005.210, 0204.050, 0204.053, 0205.002, 0231.010, 0312.141, 0375.985, 0391.002, 0510.535, 0545.220, 0545.825, 0573.680, 0602.150, 0718.100, 0718.105, 0819.020, 1050.169, 1071.800, 1072.165, 1084.160.

Dermochelys coriacea leatherback sea turtle

0005.210, 0231.010, 0312.141, 0340.050, 0391.002, 0718.100, 0718.105, 1050.169, 1071.800.

Order SQUAMATA

LIZARDS

Coleonyx brevis Texas banded gecko

0231.010, 0296.121, 0296.400, 0312.141, 0391.002, 0434.150, 0498.228, 0611.115, 0718.100, 0718.105, 1046.050, 1050.169.

Coleonyx reticulatus reticulated gecko

0231.010, 0296.121, 0296.400, 0312.141, 0391.002, 0434.150, 0522.200, 0718.100, 0718.105, 1050.169.

(Cyrtodactylus scaber) Cyrtopodion scabrum rough-scaled gecko

0231.010, 0312.141, 0391.002, 0622.175, 0718.100, 0718.105, 1050.169.

Hemidactylus turcicus Mediterranean gecko

0113.710, 0204.080, 0216.281, 0231.010, 0312.141, 0391.002, 0498.228, 0622.275, 0718.100, 0718.105, 0722.015, 0780.050, 0786.050, 0802.311, 0817.001, 0817.002, 0817.003, 0817.004, 1040.230, 1040.235, 1046.050, 1050.169.

Anolis carolinensis green anole

0231.010, 0312.141, 0391.002, 0393.080, 0532.220, 0714.160, 0718.100, 0718.105, 0780.050, 0860.030, 1042.184, 1046.050, 1050.169, 1072.125.

Anolis sagrei brown anole

0231.010, 0312.141, 0391.002, 0545.806, 0718.100, 0718.105, 1050.169.

Cophosaurus texanus greater earless lizard

0026.179, 0231.010, 0312.141, 0391.002, 0393.080, 0495.615, 0532.001, 0611.115, 0622.115, 0718.100, 0718.105, 0736.500, 1046.050, 1050.169, 1072.115.

Crotaphytus collaris collared lizard

0026.177, 0149.110, 0204.318, 0205.002, 0231.010, 0312.141, 0384.210, 0391.002, 0393.080, 0522.200, 0611.115, 0622.109, 0718.100, 0718.105, 0736.500, 0860.030, 1046.050, 1050.169.

Crotaphytus reticulatus reticulated collared lizard

0026.178, 0231.010, 0312.141, 0391.002, 0495.085, 0522.200, 0714.160, 0718.100, 0718.105, 1050.169.

Ctenosaura pectinata western spiny-tailed iguana

0231.010, 0312.141, 0391.002, 0718.100, 0718.105, 1050.169

Gambelia wislizenii leopard lizard

0231.010, 0312.141, 0391.002, 0611.115, 0718.100, 0718.105, 1050.169

Holbrookia lacerata spot-tailed earless lizard

0149.300, 0231.010, 0312.141, 0391.002, 0718.100, 0718.105, 1046.050, 1050.169.

Holbrookia maculata lesser earless lizard

0231.010, 0312.141, 0391.002, 0611.115, 0718.100, 0718.105, 0736.500, 1050.169.

Holbrookia propinqua keeled earless lizard

0000.010, 0231.010, 0233.401, 0233.402, 0233.425, 0233.426, 0233.501, 0312.141, 0391.002, 0714.160, 0718.100, 0718.105, 1046.050, 1050.169.

Phrynosoma cornutum Texas horned lizard

0149.110, 0231.010, 0312.141, 0391.002, 0611.115, 0622.110, 0625.403, 0714.160, 0718.100, 0718.105, 0720.233, 0723.100, 0736.500, 0746.306, 0819.501, 1046.050, 1050.169.

Phrynosoma douglassii short-horned lizard

0231.010, 0312.141, 0391.002, 0611.115, 0718.100, 0718.105, 0819.501, 1050.169.

Phrynosoma modestum roundtail horned lizard

0026.175, 0231.010, 0312.141, 0391.002, 0611.115, 0718.100, 0718.105, 0819.501, 1050.169.

Sceloporus (cyanogenys) serrifer blue spiny lizard

0026.171, 0205.002, 0231.010, 0312.141, 0391.002, 0714.142, 0714.160, 0718.100, 0718.105, 1050.169.

Sceloporus graciosus sagebrush lizard

0026.174, 0231.010, 0312.141, 0391.002, 0611.115, 0718.100, 0718.105, 0820.225, 1050.169.

Sceloporus grammicus mesquite lizard

0026.176, 0231.010, 0312.141, 0391.002, 0439.210, 0714.160, 0718.100, 0718.105, 0820.235, 1050.169.

Sceloporus magister desert spiny lizard

0026.180, 0231.010, 0312.141, 0391.002, 0522.200, 0611.115, 0718.100, 0718.105, 1050.169.

Sceloporus merriami canyon lizard

0059.610, 0231.010, 0312.141, 0323.238, 0391.002, 0427.190, 0427.200, 0427.201, 0498.220, 0498.225, 0622.122, 0643.515, 0708.300, 0718.100, 0718.105, 0789.150, 1050.169.

Sceloporus olivaceus Texas spiny lizard

0026.181, 0149.110, 0198.605, 0205.002, 0231.010, 0312.141, 0391.002, 0495.085, 0522.200, 0532.001, 0609.400, 0622.115, 0622.117, 0626.510, 0643.515, 0718.100, 0718.105, 0860.011, 1046.050, 1050.169.

Sceloporus poinsettii crevice spiny lizard

0026.172, 0149.110, 0205.002, 0231.010, 0312.141, 0391.002, 0522.200, 0611.115, 0714.160, 0718.100, 0718.105, 1046.050, 1050.169.

Sceloporus undulatus eastern fence lizard

0149.110, 0218.100, 0231.010, 0233.420, 0312.141, 0391.002, 0393.080, 0495.085, 0609.400, 0622.122, 0663.515, 0714.160, 0718.100, 0718.105, 0860.010, 0860.011, 1046.050, 1050.169, 1072.125.

Sceloporus variabilis rosebelly lizard

0026.173, 0231.010, 0312.141, 0391.002, 0714.160, 0718.100, 0718.105, 1046.050, 1050.169.

Urosaurus ornatus tree lizard

0231.010, 0312.141, 0391.002, 0718.100, 0718.105, 1046.050, 1050.169.

Uta stansburiana side-blotched lizard

0231.010, 0312.141, 0359.210, 0391.002, 0611.115, 0718.100, 0718.105, 1050.169.

Eumeces anthracinus coal skink

0231.010, 0312.141, 0391.002, 0718.100, 0718.105, 1050.169, 1072.125.

Eumeces fasciatus five-lined skink

0231.010, 0312.141, 0391.002, 0393.080, 0495.085, 0718.100, 0718.105, 0720.232, 0780.050, 1040.240, 1050.169, 1072.125.

Eumeces laticeps broadhead skink

0231.010, 0233.403, 0312.141, 0391.002, 0718.100, 0718.105, 0802.311, 1050.169, 1072.125.

Eumeces multivirgatus many-lined skink

0231.010, 0312.141, 0391.002, 0622.236, 0718.100, 0718.105, 1050.169.

Eumeces obsoletus Great Plains skink

0231.010, 0312.141, 0391.002, 0391.007, 0393.080, 0480.300, 0495.085, 0611.115, 0626.510, 0718.100, 0718.105, 1046.050, 1050.169.

Eumeces septentrionalis prairie skink

0231.010, 0312.141, 0391.002, 0622.114, 0718.100, 0718.105, 0860.030, 1042.181, 1046.050, 1050.169.

Eumeces tetragrammus four-lined skink

0231.010, 0312.141, 0391.002, 0393.080, 0532.400, 0588.371, 0718.100, 0718.105, 1046.050, 1050.169.

Scincella lateralis ground skink

0198.605, 0231.010, 0312.141, 0391.002, 0718.100, 0718.105, 0780.050, 1040.240, 1046.050, 1050.169, 1072.125.

Cnemidophorus dixonii gray-checked whiptail

0231.010, 0312.141, 0391.002, 0622.156, 0622.233, 0718.100, 0718.105, 0746.305, 0860.030, 1049.245, 1050.169.

Cnemidophorus exsanguis Chihuahuan spotted whiptail

0231.010, 0293.875, 0312.141, 0391.002, 0611.115, 0622.121, 0718.100, 0718.105, 0822.031, 0968.100, 1050.169.

Cnemidophorus gularis Texas spotted whiptail

0149.110, 0231.010, 0257.190, 0312.141, 0388.805, 0388.810, 0391.002, 0487.610, 0622.113, 0622.122, 0622.156, 0622.220, 0622.230, 0718.100, 0718.105, 0721.045, 0721.050, 0822.031, 1027.251, 1042.181, 1046.050, 1049.201, 1049.202, 1049.203, 1049.210, 1049.213, 1049.214, 1049.225, 1049.226, 1049.230, 1049.234, 1049.250, 1050.169, 1072.100.

Cnemidophorus inornatus little striped whiptail

0231.010, 0233.175, 0259.500, 0312.141, 0391.002, 0611.115, 0622.122, 0622.156, 0718.100, 0718.105, 1050.169, 1072.100.

Cnemidophorus laredoensis Laredo striped whiptail

0231.010, 0293.875, 0312.141, 0391.002, 0622.118, 0622.122, 0718.100, 0718.105, 0721.040, 0721.045, 0721.050, 0721.051, 1049.201, 1049.202, 1049.203, 1049.210, 1049.213, 1049.214, 1049.226, 1049.230, 1049.234, 1049.250, 1050.169.

Cnemidophorus (marmoratus) tigris western whiptail

0231.010, 0312.141, 0391.002, 0473.431, 0473.432, 0611.115, 0622.118, 0622.122, 0622.156, 0622.233, 0718.100, 0718.105, 0721.050, 0816.121, 1042.195, 1049.195, 1049.230, 1050.169.

Cnemidophorus neomexicanus New Mexico whiptail

0223.175, 0231.010, 0257.191, 0257.210, 0312.141, 0391.002, 0611.115, 0622.120, 0718.100, 0718.105, 1050.169.

Cnemidophorus septemvittatus plateau spotted whiptail

0223.175, 0231.010, 0257.190, 0312.141, 0391.002, 0622.122, 0622.156, 0622.233, 0718.100,

0718.105, 0816.121, 1050.169.

Cnemidophorus sexlineatus six-lined racerunner

0223.175, 0231.010, 0257.175, 0312.141, 0391.002, 0622.122, 0622.136, 0622.233, 0718.100, 0718.105, 0721.050, 0802.311, 0860.030, 1027.252, 1046.050, 1049.202, 1049.203, 1049.215, 1049.226, 1050.169, 1072.115, 1072.125.

Cnemidophorus tesselatus Colorado checkered whiptail

0231.010, 0293.875, 0312.141, 0391.002, 0611.115, 0622.118, 0622.122, 0622.156, 0622.190, 0622.233, 0718.100, 0718.105, 0746.305, 0816.121, 1050.169, 1072.100.

Cnemidophorus uniparens desert grassland whiptail

0231.010, 0259.500, 0293.875, 0312.141, 0391.002, 0611.115, 0718.100, 0718.105, 1050.169.

Gerrhonotus liocephalus Texas alligator lizard

0149.110, 0205.008, 0231.010, 0257.200, 0312.141, 0391.002, 0393.080, 0426.250, 0532.001, 0622.128, 0718.100, 0718.105, 0720.233, 1046.050, 1050.169.

Ophisaurus attenuatus slender glass lizard

0231.010, 0312.141, 0391.002, 0393.080, 0480.301, 0718.100, 0718.105, 0720.238, 0860.030, 1042.181, 1046.050, 1050.169.

SNAKES

Leptotyphlops dulcis Texas blind snake

0052.500, 0149.110, 0198.605, 0231.010, 0312.141, 0393.080, 0394.005, 0564.089, 0626.510, 0718.100, 0718.105, 1040.202, 1046.100, 1050.169.

Leptotyphlops humilis western blind snake

0137.010, 0231.010, 0312.141, 0718.100, 0718.105, 1050.169.

Arizona elegans glossy snake

0204.318, 0205.002, 0231.010, 0312.141, 0315.270, 0377.270, 0522.200, 0626.510, 0718.100, 0718.105, 0720.233, 0720.237, 1046.100, 1050.169.

Carphophis amoenus worm snake

0231.010, 0312.141, 0718.100, 0718.105, 1050.169.

Cemophora coccinea scarlet snake

0231.010, 0312.141, 0377.130, 0626.510, 0718.100, 0718.105, 0860.030, 1050.169.

Coluber constrictor racer

0204.318, 0231.010, 0312.141, 0372.005, 0377.130, 0377.135, 0529.550, 0625.402, 0625.404, 0718.100, 0718.105, 0720.237, 0720.238, 0802.421, 1040.202, 1046.100, 1050.169, 1072.125.

Coniophanes imperialis black-striped snake

0231.010, 0312.141, 0718.100, 0718.105, 1050.169.

Diadophis punctatus ringneck snake

0231.010, 0312.141, 0393.080, 0480.307, 0718.100, 0718.105, 0720.237, 1046.100, 1050.169.

Drymarchon corais indigo snake

0231.010, 0312.141, 0718.100, 0718.105, 1046.100, 1050.169.

Drymobius margaritiferus speckled racer

0231.010, 0312.141, 0718.100, 0718.105, 1050.169.

Elaphe bairdi Baird's rat snake

0231.010, 0312.141, 0522.200, 0579.215, 0718.100, 0718.105, 1046.100, 1050.169.

Elaphe guttata corn snake

0222.005, 0231.010, 0312.141, 0393.080, 0495.085, 0522.200, 0529.550, 0622.111, 0622.126, 0718.100, 0718.105, 0720.233, 0720.237, 0720.238, 1040.202, 1046.100, 1050.169.

Elaphe obsoleta rat snake

0149.110, 0204.318, 0231.010, 0312.141, 0377.125, 0377.135, 0384.261, 0393.080, 0522.200, 0529.550, 0579.215, 0625.401, 0625.403, 0626.510, 0643.520, 0718.100, 0718.105, 0720.233, 0720.238, 0780.050, 0789.305, 0860.030, 1040.202, 1046.100, 1050.169, 1072.125.

(Elaphe) Bogertophis subocularis Trans-Pecos rat snake

0231.010, 0312.141, 0319.101, 0532.001, 0532.002, 0611.115, 0718.100, 0718.105, 0720.237, 0746.480, 1050.169.

Farancia abacura mud snake

0231.010, 0312.141, 0377.135, 0625.402, 0625.403, 0625.404, 0626.510, 0718.100, 0718.105, 1050.169.

Ficimia streckeri Mexican hooknose snake

0231.010, 0312.141, 0454.331, 0718.100, 0718.105, 1050.169.

Gyalopion canum western hooknose snake

0137.010, 0231.010, 0312.141, 0718.100, 0718.105, 0720.237, 1050.169.

Heterodon nasicus western hognose snake

0222.005, 0231.010, 0312.141, 0377.135, 0529.550, 0718.100, 0718.105, 0720.232, 0720.238, 1046.100, 1050.169.

Heterodon platyrhinos eastern hognose snake

0026.170, 0149.110, 0231.010, 0312.141, 0377.130, 0377.135, 0625.402, 0625.403, 0718.100, 0718.105, 0780.050, 1040.202, 1046.100, 1050.169, 1072.125.

Hypsiglena torquata night snake

0231.010, 0312.141, 0312.180, 0393.080, 0480.310, 0718.100, 0718.105, 0720.237, 1040.202, 1046.100, 1050.169.

Lampropeltis alterna gray-banded kingsnake

0231.010, 0312.141, 0522.200, 0718.100, 07618.105, 1050.169.

Lampropeltis calligaster prairie kingsnake

0204.318, 0231.010, 0312.141, 0384.210, 0480.302, 0529.550, 0564.090, 0718.100, 0718.105, 0860.030, 1040.202, 1046.100, 1050.169, 1072.125.

Lampropeltis getulus common kingsnake

0204.318, 0205.002, 0231.010, 0312.141, 0315.271, 0495.085, 0522.200, 0529.550, 0625.401, 0625.403, 0718.100, 0718.105, 0720.233, 0720.237, 0720.238, 0816.350, 1040.202, 1046.100, 1050.169, 1072.125.

Lampropeltis triangulum milk snake

0216.632, 0231.010, 0312.141, 0391.005, 0495.085, 0522.200, 0529.550, 0622.297, 0718.100, 0718.105, 0720.231, 0720.233, 0720.237, 1046.100, 1050.169.

Leptodeira septentrionalis cat-eyed snake

0231.010, 0312.141, 0718.100, 0718.105, 1050.169.

Masticophis flagellum coachwhip

0149.110, 0204.318, 0205.002, 0231.010, 0232.200, 0312.141, 0315.250, 0377.130, 0377.135, 0393.080, 0522.200, 0529.550, 0622.154, 0625.401, 0625.402, 0625.403, 0625.404, 0687.505, 0718.100, 0718.105, 0720.237, 0736.500, 0977.435, 1040.202, 1046.100, 1050.169, 1072.125.

Masticophis taeniatus striped whipsnake

0149.110, 0205.002, 0231.010, 0312.141, 0393.080, 0626.510, 0718.100, 0718.105, 0720.237, 1046.100, 1050.169.

Nerodia cyclopion green water snake

0231.010, 0312.141, 0718.100, 0718.105, 1050.169.

Nerodia erythrogaster plainbelly water snake

0231.010, 0312.141, 0377.130, 0377.135, 0529.550, 0579.210, 0622.265, 0625.401, 0626.510, 0630.002, 0718.100, 0718.105, 0720.232, 0720.237, 0780.050, 1042.181, 1046.100, 1050.169, 1072.125.

Nerodia fasciata southern water snake

0231.010, 0312.141, 0377.130, 0377.135, 0495.085, 0579.210, 0579.217, 0718.100, 0718.105, 0860.030, 1050.169.

Nerodia harteri Harter's water snake

0231.010, 0312.141, 0315.272, 0340.050, 0579.210, 0616.260, 0622.265, 0718.100, 0718.195, 0786.330, 0786.350, 0813.490, 0820.200, 0878.100, 1040.235, 1050.169.

Nerodia rhombifer diamondback water snake

0149.110, 0231.010, 0312.141, 0315.261, 0377.125, 0377.130, 0480.303, 0625.401, 0718.100, 0718.105, 1050.169.

Nerodia sipedon northern water snake

0231.010, 0312.141, 0718.100, 0718.105, 1050.169.

Opheodrys aestivus rough green snake

0149.110, 0231.010, 0312.141, 0377.125, 0377.130, 0377.135, 0480.308, 0718.100, 0718.105, 0720.237, 0802.311, 2040.202, 1042.182, 1046.100, 1050.169, 1072.125.

Opheodrys vernalis smooth green snake

0231.010, 0312.141, 0438.101, 0718.100, 0718.105, 1050.169.

Pituophis melanoleucus bullsnake

0204.318, 0205.002, 0231.010, 0312.141, 0384.210, 0393.080, 0522.200, 0532.001, 0605.800, 0605.803, 0718.100, 0718.105, 0720.233, 0720.237, 0720.238, 0976.260, 1040.202, 1046.100, 1050.169.

Regina grahamii Graham's crayfish snake

0231.010, 0312.141, 0626.510, 0718.100, 0718.105, 1046.100, 1050.169.

Regina rigida glossy crayfish snake

0231.010, 0312.141, 0377.135, 0718.100, 0718.105, 1050.169.

Rhinocheilus lecontei longnose snake

0231.010, 0312.141, 0393.080, 0522.200, 0718.100, 0718.105, 1050.169.

Salvadora deserticola Big Bend patchnose snake

0231.010, 0312.141, 0718.100, 0718.105, 1050.169.

Salvadora grahamiae mountain patchnose snake

0149.110, 0198.605, 0231.010, 0312.141, 0718.100, 0718.105, 1040.202, 1050.169.

Sonora semiannulata ground snake

0149.110, 0231.010, 0312.141, 0393.080, 0622.235, 0626.510, 0718.100, 0718.105, 1040.202,

1046.100, 1050.169.

Storeria dekayi brown snake

0205.001, 0231.010, 0257.150, 0312.141, 0377.130, 0377.135, 0625.404, 0718.100, 0718.105, 1040.202, 1046.100, 1050.169.

Storeria occipitomaculata redbelly snake

0231.010, 0312.141, 0377.130, 0377.135, 0718.100, 0718.105, 1050.169.

Tantilla atriceps Mexican blackhead snake

0231.010, 0312.141, 0718.100, 0718.105, 1050.169.

Tantilla gracilis flathead snake

0149.110, 0222.001, 0231.010, 0312.141, 0377.135, 0622.127, 0718.100, 0718.105, 0822.001, 1040.245, 1050.169.

Tantilla hobartsmithi southwestern blackhead snake

0231.010, 0312.141, 0718.100, 0718.105, 1050.169.

Tantilla nigriceps Plains blackhead snake

0216.630, 0231.010, 0312.141, 0718.100, 0718.105, 1050.169.

Tantilla rubra Big Bend blackhead snake

0231.010, 0312.141, 0718.100, 0718.105, 0860.030, 1050.169.

Thamnophis cyrtopsis blackneck garter snake

0149.110, 0231.010, 0312.141, 0718.100, 0718.105, 0820.200, 0860.030, 1046.100, 1050.169.

Thamnophis marcianus checkered garter snake

0149.110, 0231.010, 0312.141, 0377.101, 0377.110, 0377.125, 0643.520, 0718.100, 0718.105, 0720.237, 0723.020, 0736.500, 0816.805, 0820.200, 1040.100, 1050.169.

Thamnophis proximus western ribbon snake

0149.110, 0231.010, 0312.141, 0377.130, 0377.135, 0384.210, 0522.200, 0529.550, 0626.510, 0718.100, 0718.105, 0720.235, 0720.237, 0820.200, 1040.202, 1046.100, 1050.169, 1072.125.

Thamnophis radix Plains garter snake

0231.010, 0312.141, 0717.100, 0718.105, 1050.169.

Thamnophis sirtalis common garter snake

0231.010, 0312.141, 0529.550, 0622.119, 0718.100, 0718.105, 0720.235, 1040.202, 1046.100, 1050.169, 1072.125.

Trimorphodon biscutatus Lyre snake

0231.010, 0312.141, 0718.100, 0718.105, 1050.169.

Tropidoclonion lineatum lined snake

0231.010, 0312.141, 0393.080, 0495.085, 0622.108, 0818.100, 0718.105, 0720.232, 0860.030, 1040.202, 1046.100, 1050.169.

Virginia striatula rough earth snake

0231.010, 0312.141, 0377.150, 0480.309, 0718.100, 0718.105, 0780.050, 0860.030, 1040.202, 1040.241, 1046.100, 1050.169.

Virginia valeriae smooth earth snake

0231.010, 0312.141, 0377.130, 0377.135, 0718.100, 0718.105, 0743.050, 1046.100, 1050.169.

Micrurus fulvius coral snake

0204.319, 0231.010, 0312.141, 0377.130, 0522.200, 0718.100, 0718.105, 1050.169, 1072.125.

Agkistrodon contortrix copperhead

0149.110, 0204.319, 0205.002, 0231.010, 0312.141, 0377.125, 0377.130, 0377.135, 0393.080, 0422.010, 0522.200, 0573.515, 0626.510, 0630.140, 0663.900, 0718.100, 0718.105, 0720.233, 1050.169, 1071.100, 1072.125.

Agkistrodon piscivorus cottonmouth

0216.280, 0231.010, 0312.141, 0377.130, 0377.135, 0422.010, 0522.200, 0625.401, 0625.402, 0625.403, 0625.404, 0718.100, 0718.105, 0860.030, 1050.169, 1071.100, 1072.125.

Crotalus atrox western diamondback rattlesnake

0149.110, 0204.318, 0204.319, 0231.010, 0312.141, 0384.210, 0495.085, 0522.200, 0529.550, 0532.001, 0605.800, 0622.124, 0625.401, 0625.402, 0625.404, 0663.900, 0718.100, 0718.105, 0819.521, 1003.500, 1040.202, 1046.100, 1050.169, 1050.500, 1063.510, 1063.530, 1071.100.

Crotalus horridus timber rattlesnake

0231.010, 0312.141, 0340.050, 0393.080, 0495.085, 0718.100, 0718.105, 1050.169, 1071.100.

Crotalus lepidus rock rattlesnake

0204.319, 0231.010, 0312.141, 0522.200, 0532.001, 0663.900, 0718.100, 0718.105, 1046.100, 1050.169, 1071.100.

Crotalus molossus blacktail rattlesnake

0204.319, 0231.010, 0312.141, 0532.001, 0663.900, 0718.100, 0718.105, 1046.100, 1050.169, 1071.100.

Crotalus scutulatus Mojave rattlesnake

0204.319, 0231.010, 0312.141, 0532.001, 0663.900, 0699.310, 0718.100, 0718.105, 1050.169, 1071.100.

Crotalus viridis western rattlesnake

0204.318, 0204.319, 0231.010, 0312.141, 0529.550, 0663.900, 0699.310, 0718.100, 0718.105, 0736.500, 1003.500, 1050.169, 1071.100.

Sistrurus catenatus Massasagua

0204.319, 0231.010, 0312.141, 0393.080, 0480.304, 0522.200, 0630.001, 0718.100, 0718.105, 0906.500, 1040.202, 1050.169, 1071.100.

Sistrurus miliarius pigmy rattlesnake

0231.010, 0312.141, 0377.130, 0522.200, 0626.510, 0630.001, 0704.258, 0718.100, 0718.105, 1050.169, 1071.100.

FOSSIL LITERATURE

The fossil literature may or may not be keyed to extant species listed in this report. All literature to fossil species from Texas were taken from the Zoological Record.

0055.200, 0149.500, 0198.420, 0212.525, 0216.210, 0218.200, 0278.050, 0299.080, 0350.004, 0356.201, 0384.210, 0388.500, 0495.085, 0495.450, 0508.050, 0508.051, 0508.052, 0526.201, 0573.810, 0585.050, 0625.401, 0625.402, 0625.403, 0625.404, 0700.010, 0700.020, 0700.025, 0713.050, 0720.231, 0720.232, 0720.234, 0720.236, 0732.115, 0784.020, 0784.065, 0794.350, 0880.500, 0974.600, 0974.601, 0974.602, 1071.750, 1081.185, 1081.187.

Literature Cited

Smith, H.M., and R.B. Smith. 1993. Synopsis of the Herpetofauna of Mexico. Volume VII. Bibliographic Addendum IV and Index, Bibliographic Addenda II-IV 1979-1991. University of Colorado Press, Niwot, 1082 Pp.

**TEXAS HERPETOLOGICAL LITERATURE FROM 1987 TO 1992, INCLUDING
ARTICLES MISSED IN EARLIER SEARCHES**

The format follows Dixon, J.R., 1987. Amphibians and Reptiles of Texas.

- 0000.010. Adams, C.S., and W.E. Cooper, Jr. 1988. Oviducal morphology and sperm storage in the keeled earless lizard, Holbrookia propinqua. Herpetologica 44(2):190-197.
- 0004.005 Allen, C.H.; and A.L. Barr. 1989. Promoting conservation of Kemp's Ridley sea turtle through public education. in: Caillouet, C.W., and A.M. Landry, (eds.); Proceedings of the first international symposium on Kemp's Ridley sea turtle biology, conservation and management, 260 Pp.; Texas A&M Univ., Galveston.
- 0004.010. Allen, L.J.S., M.P. Moulton, and F.L. Rose. 1990. Persistence in an age-structured population for a patch-type environment. Nat. Resource Model. 4(2):197-214.
- 0005.210. Amos, A.F. 1989. Recent standings of sea turtles, cetaceans and birds in the vicinity of Mustang Island, Texas. in: Caillouet, C.W., and A.M. Landry (eds.); Proceedings of the first international symposium on Kemp's ridly sea turtle biology, conservation and management, 260 Pp.; Texas A&M Univ., Galveston.
- 0009.231. Anonymous. 1986. Release of head started Kemp's Ridley sea turtles in Texas waters. Bull. British Herpetol. Soc. 16:8-9.
- 0026.170. Axtell, R.W. 1987. More accurate range portrayal, even on smaller maps? Axtell's answer to Blem's protestations. Herpetol. Rev. 18(1):9-10.
- 0026.171. Axtell, R.W. 1987. Interpretive atlas of Texas lizards. No. 2. Sceloporus cyanogenys pp. 1-7, privately printed by author.
- 0026.172. Axtell, R.W. 1987. Interpretive atlas of Texas lizards. No. 3 Sceloporus poinsetti pp. 1-16, privately printed by the author.
- 0026.173. Axtell, R.W. 1988. Interpretive atlas of Texas lizards. No. 4. Sceloporus variabilis. pp. 1-11, privately printed by the author.
- 0026.174. Axtell, R.W. 1988. Interpretive atlas of Texas lizards. No. 5. Sceloporus graciosus. pp. 1-4, privately printed by the author.
- 0026.175. Axtell, R.W. 1988. Interpretive atlas of Texas lizards. No. 6. Phrynosoma modestum. pp. 1-18, privately printed by the author.
- 0026.176. Axtell, R.W. 1988. Interpretive atlas of Texas lizards. No. 7. Sceloporus grammicus. pp. 1-6, privately printed by the author.
- 0026.177. Axtell, R.W. 1989. Interpretive atlas of Texas lizards. No. 8. Crotaphytus collaris. pp. 1-38, privately printed by the author.
- 0026.178. Axtell, R.W. 1989. Interpretive atlas of Texas lizards. No. 9. Crotaphytus reticulatus. pp. 1-8, privately printed by the author.
- 0026.179. Axell, R.W. 1991. Interpretive atlas of Texas lizards. No. 10. Cophosaurus texanus. pp. 1-41, privately printed by the author.
- 0026.180. Axtell, R.W. 1992. Interpretive atlas of Texas lizards. No. 12. Sceloporus magister. Pp. 1-8, privately printed by the author.
- 0026.181. Axtell, R.W. 1992. Interpretive atlas of Texas lizards. No. 11. Sceloporus olivaceus. Pp. 1-42, privately printed by the author.

- 0049.100. Baldauf, R.J. 1987. Houston invaded by frogs...and few people know it. *Explorer* 29(1):4-6.
- 0052.500. Baldrige, R.S. and D.E. Wivagg. 1992. Predation on imported fire ants by blind snakes. *Texas J. Sci.* 44(2):250-252.
- 0055.200. Barck, A. 1992. Paleontology of the Glen Rose Formation (Lower Cretaceous), Hood County, Texas. *Texas J. Sci.* 44(1):3-24.
- 0056.100. Barrass, A.N. 1986. The effects of highway noise on the phonotactic and reproductive behavior of selected anurans. *Diss. Abst. Internatl. (B)* 46(8):2609.
- 0059.430. Bechler, D.L. 1988. Courtship behavior and spermatophore deposition by the subterranean salamander, *Typhlomolge rathbuni* (Caudata, Plethodontidae). *Southwest.Nat.* 33(1):124-126.
- 0059.610 Bennett, A.F., and R.B. Huey. 1991. Studying the evolution of physiological performance. in: *Oxford surveys in evolutionary biology*. Vol. 7. pp. 251-284, edited by D.J. Futuyma and J. Antonovics, Oxford Univ. Press.
- 0059.715. Berman, D.S., R.R. Reisz, and D.A. Eberth. 1987. *Seymouria sanjuanensis* (Amphibia: Batrachosauria) from Lower Permian Cutler Formation on north-central New Mexico and the occurrence of sexual dimorphism in that genus questioned. *Can. J. Earth Sci.* 24(9):1769-1784.
- 0060.180 Bickham, J.W. 1990. Flow cytometry as a technique to monitor the effects of environmental genotoxins of wildlife populations. *Environ. Sci. Res.* 38:97-108.
- 0113.710. Bloom, R.A. and M.Y.H. Farooqui 1992. Concentrations of nonprotein sulfhydryls in the Mediterranean gecko, *Hemidactylus turcicus* (Gekkonidae: Squamata). *Texas J. Sci.* 44(1):75-78.
- 0137.010. Boundy, J., and T.G. Balgooyen. 1988. Record lengths for some amphibians and reptiles from the western United States. *Herpetol. Rev.* 19(2):26-27.
- 0139.650. Brach, V. 1992. Discovery of the Rio Grande chirping frog in Smith County, Texas (Anura: Leptodactylidae). *Texas J. Sci.* 44(4):490.
- 0149.110. Brennan, J.N. 1945. Field investigations pertinent to Bullis fever: preliminary report on the species of ticks and vertebrates occurring at Camp Bullis, Texas. *Tex. Rep. Biol. Med.* 3(1):112-121.
- 0149.200. Brewer, K., and F.C. Killebrew. 1986. The annual testicular cycle of *Pseudemys scripta elegans* (Emydidae) in the Texas Panhandle. *Southwest. Nat.* 31(3):299-305.
- 0149.300. Bridegam, A.S., and B.E. Smith. 1987. Geographic Distribution. *Holbrookia lacerata*. *Herpetol. Rev.* 18(2):40.
- 0149.308. Bridegam, A.S., A.T. Patterson, B.E. Smith, C.M. Garrett, and M.R. Mateja. 1991. Geographic Distribution. *Pseudemys texana*. *Herpetol. Rev.* 22(1):25.
- 0149.500. Brinkman, D. 1988. Size-dependent criteria for estimating relative age in *Ophiacodon* and *Dimetrodon* (Reptilia: Pelycosauria) from the Admiral and Lower Belle Plains Formations of west-central Texas. *J. Vert. Paleontol.* 8(2):172-180.
- 0170.361 Brown, L.E. 1992. *Rana blairi*. *Cat. Amer. Amphib. Rept.* 536.1-536.6.
- 0198.400. Bury, R.B., and E.L. Smith. 1986. Aspects of the ecology and management of the tortoise *Gopherus berlandieri* at Laguna Atascosa, Texas. *Southwest. Nat.* 31(3):387-394.
- 0198.420. Busbey, A.B., III. 1986. *Pristichampsus* cf. *P. vorax* Eusuchia: Pristichampsinae) from the Uintan of West Texas. *J. Vert. Paleontol.* 6(1):101-103. 0198.605. Butterfield, B.P., S.E. Trauth, T.W. Steward, V.R. McDaniel and P. McLarty. 1991. New county records of amphibians and reptiles from Texas. *Herpetol. Rev.* 22(1):28.

- 0204.050. Caillouet, C.W., D.B. Koi, C.T. Fontaine, T.D. Williams, W.J. Browning, and R.M. Harris. 1986. Growth and survival of Kemp's Ridley sea turtle, Lepidochelys kempfi, in captivity. NOAA Tech. Mem. NMFS-SEFC-186, 34 pp.
- 0204.053. Caillouet, C.W., and A.M. Landry (eds.). 1989. Proceedings of the first international symposium on Kemp's Ridley sea turtle biology, conservation and management. 260 Pp., Texas A&M Univ., Galveston.
- 0204.080. Calaway, M.S., J.F. Cordes, and J.M. Walker. 1988. Geographic Distribution. Hemidactylus turcicus turcicus. Herpetol. Rev. 19(1):19.
- 0204.318. Campbell, J.A., D.R. Formanowicz, and E.D. Brodie. 1989. Potential impact of rattlesnake roundups on natural populations. Tex. J. Sci. 41(3):301-317.
- 0204.319. Campbell, J.A. and W.W. Lamar. 1989. The venomous reptiles of Latin America. Cornell University Press, Ithaca, N.Y., 425 Pp.
- 0205.001. Camper, J.D., and J.R. Dixon. 1988. Albinism in the Texas brown snake, Storeria dekayi. Bull. Chicago Herpetol. Soc. 23(5):73.
- 0205.002. Camper, J.D., and J.R. Dixon. 1988. Evaluation of a microchip marking system for amphibians and reptiles. Tex. Parks Wildl. Dep., Res. Pub. 7100-159, 22 Pp.
- 0205.008. Carignan, J.M.. 1988 Geographic Distribution. Gerrhonotus liocephalus infernalis. Herpetol. Rev. 19(3):60.
- 0212.525. Carroll, R.L. 1990. A tiny microsauro from the lower Permian of Texas: size constraints in Paleozoic tetrapods. Palaeontology 33(4):893-909.
- 0216.210. Catterjee, S. 1986. Malerisaurus langstoni, a new diapsid reptile from the Triassic of Texas. J. Vert. Paleontol. 6(4):297-312.
- 0216.280. Cheatham, M. 1988. Geographic Distribution. Agkistrodon piscivorus leucostoma. Herpetol. Rev. 19(1):19.
- 0216.281. Cheatham, M. 1988. Geographic Distribution. Hemidactylus turcicus turcicus. Herpetol. Rev. 19(1):17-18.
- 0216.610. Childs, E. 1987. A new county record for the small mouth salamander in north central Texas. Herpetology 17(2):22-23.
- 0216.630. Chiszar, D., and H.M. Smith. 1992. Geographic Distribution. Tantilla nigriceps. Herpetol. Rev. 23(4):124.
- 0216.631. Chiszar, D., and H.M. Smith. 1992. Geographic Distribution. Bufo woodhousei. Herpetol. Rev. 23(4):122.
- 0216.632. Chiszar, D., and H.M. Smith. 1992. Geographic Distribution. Lampropeltis triangulum celaenops. Herpetol. Rev. 23(4):124.
- 0218.100. Christian, K.A., C.R. Tracy, and W.P. Porter. 1986. The effect of cold exposure during incubation of Sceloporus undulatus eggs. Copeia 1986(4):1012-1014.
- 0218.200. Clack, J.A. and R. Holmes. 1988. The braincase of the anthracosaur Archeria crassidisca with comments on the interrelationships of primitive tetrapods. Paleontology (London) 31(1):85-107.
- 0222.001. Cobb, V.A. 1990. Reproductive notes on the eggs and offspring of Tantilla gracilis (Serpentes: Colubridae) with evidence of communal nesting. Southwestern Nat. 35(2):222-224.
- 0222.005. Cobb, V.A., and L.M. Cobb. 1991. New county records for amphibians and reptiles of east Texas. Herpetol. Rev. 22(1):27-28.
- 0223.175. Cole, C.J., H.C. Dessauer, and G.F. Barrowclough. 1988. Hybrid origin of a unisexual species of whiptail lizard, Cnemidophorus neomexicanus, in western North America: new evidence and a review. Am. Mus. Nov. (2905):1-38.

- 0231.010. Conant, R., and J.T. Collins. 1992. A field guide to reptiles and amphibians: Eastern/Central North America. Houghton Mifflin Co., Boston, third Ed., 450 Pp.
- 0232.200. Conn, D.B., and C.T. McAllister. 1990. An aberrant acephalic Metacestode and other parasites of Masticophis flagellum (Reptilia: Serpentes) from Texas. J. Helminthol. Soc. Wash. 57(2):140-145.
- 0233.401. Cooper, W.E., Jr. 1986. Chromatic components of female secondary sexual coloration: influence on social behavior of male keeled earless lizards (Holbrookia propinqua). Copeia 1986(4):980-986.
- 0233.402. Cooper, W.E., Jr. 1988. Aggressive behavior and courtship rejection in brightly and plainly colored female keeled earless lizards (Holbrookia propinqua). Ethology 77:265-278.
- 0233.403. Cooper, W.E., Jr. 1988. Eumeces laticeps (Schneider). Cat. Am. Amphib. Rept. 445.1-445.3.
- 0233.420. Cooper, W.E., Jr. and A.J. Billy. 1988. Life history notes. Sauria. Sceloporus undulatus consobrinus. Coloration. Herpetol. Rev. 19(2):34.
- 0233.425. Cooper, W.E., Jr. and D. Crews. 1987. Hormonal induction of secondary sexual coloration and rejection behavior in female keeled earless lizards, Holbrookia propinqua. Animal Behav. 35(4):1177-1187.
- 0233.426. Cooper, W.E., Jr. and D. Crews. 1988. Sexual coloration, plasma concentrations of sex steroid hormones, and responses to courtship in the female keeled earless lizard (Holbrookia propinqua). Hormones Behav. 22:12-25.
- 0233.501 Cooper, W.E., Jr. and L.J. Guillette. 1991. Observations on activity, display behavior, coloration, and androgen levels in the keeled earless lizard, Holbrookia propinqua. Amphib.-Rept. 12(1):57-66.
- 0257.150. Cordes, J.E. 1988. Geographic Distribution. Storeria dekayi texana (Texas brown snake). Herpetol. Rev. 19(1):21.
- 0257.175. Cordes, J.E. and J.M. Walker. 1987. Geographic Distribution. Cnemidophorus sexlineatus viridis. Herpetol. Rev. 18(2):40.
- 0257.190. Cordes, J.E., J.M. Walker and R.M. Abuhteba 1990. Cnemidophorus gularis septemvittatus (Teiidae) from Pecos County, Texas. Tex. J. Sci. 42(2):209-210.
- 0257.191. Cordes, J.E., J.M. Walker, and R.M. Abuhteba. 1990. Genetic homogeneity in geographically remote populations of parthenogenetic Cnemidophorus neomexicanus (Sauria: Teiidae). Tex. J. Sci. 42(3):303-305.
- 0257.200. Cordes, J.E., J.M. Walker and M.S. Calaway. 1987. Geographic Distribution. Gerrhonotus liocephalus infernalis. Herpetol. Rev. 18(2):40.
- 0257.210. Cordes, J.E., J.M. Walker, J.F. Scudday and R.M. Abuhteba. 1989. Distribution and habitat of the parthenogenetic whiptail lizard, Cnemidophorus neomexicanus (Sauria: Teiidae) in Texas. Tex. J. Sci. 41(4):425-428.
- 0259.500. Crews, D., and L.J. Long. 1991. Pseudocopulation in nature in a unisexual whiptail lizard. An. Behavior 42(3):512-514.
- 0278.050. Dalquest, W.W. and M.J. Kocurko. 1986. Geology and vertebrate paleontology of a lower Permian delta margin in Baylor County, Texas. Southwest. Nat. 31(4):477-492.
- 0293.875. Dessauer, H.C., and C.J. Cole. 1989. Diversity between and within nominal forms of unisexual teiid lizards, pp. 49-71; in: Evolution and Ecology of Unisexual Vertebrates, edited by R.M. Dawley and J.P. Bogart. Bull. N.Y. St. Mus. (466).
- 0296.121. Dial, B.E. 1990. Predator-prey signals: chemosensory identification of snake predators

- by eublepharid lizards and its ecological consequences. pp. 555-565; in: D.W. McDonald, D. Muller-Schwarze and S.E. Natynczuk (eds.), *Chemical Signals in Vertebrates 5*; Oxford Univ. Press, New York.
- 0296.400. Dial, B.E., and L.L. Grismer. 1992. A phylogenetic analysis of physiological-ecological character evolution in the lizard genus Coleonyx and its implications for historical biogeographic reconstruction. *Syst. Biol.* 41(2):178-195.
- 0299.080. Dilkes, D.W. 1990. A new trematopsid amphibian (Temnospondyli: Dissorophoidea) from the Lower Permian of Texas. *J. Vertebr. Paleontol.* 10(2):222-243.
- 0312.141. Dixon, J.R. 1987. *Amphibians and reptiles of Texas*. W.L. Moody Jr. Nat. Hist. Ser. No. 8, i-xii, 434 pp. Texas A&M Univ. Press, College Station.
- 0312.180. Dixon, J.R. and R.H. Dean. 1986. Status of the southern populations of the night snake (Hypsiglena: Colubridae) exclusive of California and Baja California. *Southwest. Nat.* 31(3):307-318.
- 0315.200. Dodd, C.K., Jr. 1990. Caretta Rafinesque. *Cat. Am. Amphib. Rept.* 482.1-482.2.
- 0315.201. Dodd, C.K., Jr. 1990. Caretta caretta (Linnaeus). *Cat. Am. Amphib. Rept.* 483.1-483.7.
- 0315.250. Dorcas, M.E. 1990. Geographic Distribution: Masticophis flagellum flagellum. *Herpetol. Rev.* 21(1):23.
- 0315.260. Dorcas, M.E., and M.B. Harvey. 1990. Geographic Distribution: Graptemys kohnii. *Herpetol. Rev.* 21(2):39.
- 0315.261. Dorcas, M.E., and M.B. Harvey. 1990. Geographic Distribution: Nerodia rhombifer. *Herpetol. Rev.* 21(2):41.
- 0315.270. Dorcas, M.E., and J.R. Mendelson III. 1990. Geographic Distribution: Arizona elegans arenicolor (sic). *Herpetol. Rev.* 21(1):23.
- 0315.271. Dorcas, M.E., and J.R. Mendelson III. 1990. Geographic Distribution: Lampropeltis getulus holbrooki. *Herpetol. Rev.* 21(1):23.
- 0315.272. Dorcas, M.E. and J.R. Mendelson, III 1991. Distributional notes on Nerodia harteri harteri in Parker and Palo Pinto Counties, Texas. *Herpetol. Review* 22(4):117-118.
- 0319.101. Dowling, H.G. and R.M. Price. 1988. A proposed new genus for Elaphe subocularis and Elaphe rosalie. *The Snake* 20:52-63.
- 0319.800. Dubois, A. and W.H. Heyer. 1992. Leptodactylus labialis, the valid name for the American white-lipped frog (Amphibia: Leptodactylidae). *Copeia* 1992(2):584-585.
- 0323.238. Dunham, A.E., B.W. Grant and K.L. Overall. 1989. Interfaces between biophysical and physiological ecology and the population ecology of terrestrial vertebrate ectotherms. *Physiol. Ecol.* 62(2):335-355.
- 0332.001. Easteal, S. 1986. Bufo marinus (Linnaeus). *Cat. Am. Amphib. Rept.* 395.1-395.4.
- 0340.050. Edwards, R.J., G. Longley, R. Ross, J. Ward, R. Matthews, and B. Stewart. 1989. A classification of Texas aquatic communities with special consideration toward the conservation of endangered and threatened taxa. *Tex. J. Sci.* 41(3):231-240.
- 0350.004. Elder, R.L. 1987. Taphonomy and paleoecology of the Dockum Group, Howard County, Texas. *J. Ariz.-Nev. Acad. Sci.* 22(1):85-94.
- 0353.501. Ernst, C.H. 1988. Chrysemys Gray. *Cat. Am. Amphib. Rept.* 438.1-438.8.
- 0353.502. Ernst, C.H. 1990. Pseudemys gorzugi Ward. *Cat. Am. Amphib. Rept.* 461.1-461.2.
- 0353.503. Ernst, C.H. 1992. Trachemys gaigeae. *Cat. Am. Amphib. Rept.* 538.1-538.4.
- 0353.804. Ernst, C.H., J.W. Gibbons, and S.S. Novak. 1988. Chelydra Schweigger. *Cat. Am. Amphib. Rep.* 419.1-419.4.
- 0353.825. Ernst, C.H., and J.F. McBreen. 1991. Terrapene. *Cat. Am. Amphib. Rept.*

- 511.1-511.6.
- 0353.826. Ernst, C.H., and J.F. McBreen. 1991. Terrapene carolina. Cat. Am. Amphib. Rept. 512.1-512.13.
- 0353.915. Etchberger, C.R., and J.B. Iverson. 1990. Pseudemys texana Baur. Cat. Am. Amphib. Rept. 485.1-485.2.
- 0355.700. Ewert, M.A., and C.E. Nelson. 1991. Sex determination in turtles: diverse patterns and some possible adaptive values. *Copeia* 1991(1):50-69.
- 0356.201. Farlow, J.O. 1987. A guide to lower Cretaceous dinosaur footprints and tracksites of the Palaty River Valley, Somervell County, Texas. Baylor Univ., 1987:1-109.
- 0359.210. Ferguson, G.W., H.W. Snell, and A.J. Landwer 1990. Proximate control of variation of clutch, egg, and body size in a west Texas population of Uta stansburiana stejnegeri (Sauria: Iguanidae). *Herpetologica* 46(2):227-238.
- 0372.005. Fitch, H.S., W.S. Brown and W.S. Parker. 1981. Coluber mormon, a species distinct from C. constrictor. *Trans. Kansas Acad. Sci.* 84(4):196-203.
- 0372.608. Fletcher, M.R. 1989. The National Park Service's role in the introduction of the Kemp's Ridley sea turtle. Pp. 7-9; in: Caillouet, C.W. and A.M. Landry (eds.), proceedings of the first international symposium on Kemp's Ridley sea turtle biology, conservation and management, 290 Pp., Texas A&M Univ., Galveston.
- 0375.985. Fontaine, C.T., K.W. Indelicato and J.P. Flanagan 1990. A congenital lung disorder in a juvenile head-started Kemp's Ridley sea turtle (Lepidochelys kempi). *Herpetol. Review* 21(4):80-81.
- 0377.101. Ford, N.B., and J.P. Karges. 1987. Reproduction in the checkered garter snake, Thamnophis marcianus, from southern Texas and northeastern Mexico: Seasonality and evidence for multiple clutches. *Southwest. Nat.* 32(1):93-101.
- 0377.110. Ford, N.B. and M.L. O'Bleness. 1986. Species and sexual specificity of pheromone trails of a garter snake, Thamnophis marcianus. *J. Herpetol.* 20(2):259-262.
- 0377.120. Ford, N.B. and G.A. Shuttlesworth. 1986. Effects of variation in food intake on locomotory performance of juvenile garter snakes. *Copeia* 1986(4):999-1001.
- 0377.125. Ford, N.B. and V.A. Cobb. 1992. Timing of courtship in two colubrid snakes of the southern United States. *Copeia* 1992(2):573-577.
- 0377.130. Ford, N.B., V.A. Cobb and W.W. Lamar. 1990 Reproductive data on snakes from northeastern Texas. *Tex. J. Sci.* 42(4):355-368.
- 0377.135. Ford, N.B., V.A. Cobb, and J. Stout. 1991. Species diversity and seasonal abundance of snakes in a mixed pine-hardwood forest of eastern Texas. *Southwest. Nat.* 36(2):171-177.
- 0384.210. Frank, R.M. 1964. The vertebrate paleontology of Texas caves. *Texas Speleological Survey* 2(3):1-43.
- 0384.261. Freed, P.S. 1989. An amelanistic Texas rat snake (Elaphe obsoleta lindheimeri). *Herpetopathologia* 1(1):125-127.
- 0384.262. Freed, P.S. 1992. An anomalous Gulf Coast toad, Bufo valliceps. *Bull. Chicago Herpetol. Soc.* 27(7):149.
- 0384.264. Freed, P.S. and K. Neitman. 1988. Notes on predation on the endangered Houston toad, Bufo houstonensis. *Tex. J. Sci.* 40(4):454-456.
- 0388.500. Gallup, M.R. 1989. Functional morphology of the hind-foot of the Texas sauropod Pleurocoelus sp. indet. *Geol. Soc. Am. Spec. Pap. (Reg. Stud.)* No. 238:71-74.
- 0388.800. Gannon, M.R. 1987. New western distributional record of Terrapene carolina

- triunguis. *Tex. J. Sci.* 39(3):293.
- 0388.805. Gannon, M.R., and K.B. Willis 1990. Clutch size and parasitism of the Texas spotted whiptail Cnemidophorus gularis (Sauria: Teiidae) from south-central Texas. *Southwestern Nat.* 35(2):215-217.
- 0388.810. Gannon, M.R., M.R. Willig, K.B. Willis, and M.P. Moulton. 1990. Intraspecific comparisons of diet of Cnemidophorus gularis (Sauria: Teiidae) in central Texas. *Tex. J. Sci.* 42(3):263-272.
- 0391.002. Garrett, J.M. and D.G. Barker. 1987. A field guide to reptiles and amphibians of Texas. *Tex. Month. Press, Austin* 225 Pp.
- 0391.005. Garrett, C.M. 1992. Geographic Distribution: Lampropeltis triangulum amaura. *Herpetol. Review* 23(1):27.
- 0391.007. Garrett, C.M., and B.E. Smith. 1991. Geographic Distribution. Eumeces obsoletus. *Herpetol. Rev.* 22(1):26.
- 0391.011. Garrett, C.M., M.R. Mateja, B.E. Smith, A.T. Patterson and A.S. Bridegam. 1991. Geographic Distribution. Rana utricularia utricularia. *Herpetol. Rev.* 22(1):24.
- 0393.080. Gehlbach, F.R. 1991. The east-west transition zone of terrestrial vertebrates in central Texas: a biogeographical analysis. *Texas J. Sci.* 43(4):415-427.
- 0394.005. Gehlbach, F.R. and R.S. Baldrige. 1987. Live blind snakes (Leptotyphlops dulcis) in eastern screech owl (Otis asio) nests: a novel commensalism. *Oecologia (Berl)* 71(4):560-563.
- 0399.205. Gibbons, J.W., S.S. Novak and C.H. Ernst. 1988. Chelydra serpentina (Linnaeus). *Cat. Am. Amphib. Rept.* 420.1-420.4.
- 0422.100. Godfrey, C.R. and J.R. Cole. 1986. Blunder in their footsteps. *Nat. Hist.* 95(8):4,6,8,10-12.
- 0426.250. Good, D.A. 1988. Phylogenetic relationships among gerrhonotine lizards: an analysis of external morphology. *Univ. Calif. Pub. Zool.*, 121:1-139.
- 0427.190. Grant, B.W. 1990. Trade-offs in activity time and physiological performance for thermoregulating desert lizards, Sceloporus merriami. *Ecology* 71(6):2323-2333. 0427.200. Grant, B.W. and A.E. Dunham. 1988. Thermally imposed time constraints on the activity of the desert lizard Sceloporus merriami. *Ecology* 69(1):167-176.
- 0427.201. Grant, B.W. and A.E. Dunham 1990. Elevational covariation in environmental constraints and life histories of the desert lizard, Sceloporus merriami. *Ecology* 71(5):1765-1776.
- 0432.010. Green, D. and D. Thomas. 1989. Geographic Distribution. Sternotherus carinatus. *Herpetol. Rev.* 20(1):14.
- 0432.011. Green, D. and D. Thomas. 1989. Geographic Distribution. Rana c. clamitans. *Herpetol. Rev.* 20(1):11-12.
- 0432.012. Green, D. and D. Thomas. 1989. Geographic Distribution. Rana catesbeiana. *Herpetol. Rev.* 20(1):11.
- 0434.150. Grimser, L.L. 1988. Phylogeny, taxonomy, classification, and biogeography of eublepharid geckos, Pp. 369-469; in: *Phylogenetic relationships of the lizard families*, edited by R. Estes and G. Pregill, 631 Pp. *Stanford Univ. Press, Stanford, Ca.*
- 0438.101. Grobman, A.B. 1992. Metamerism in the snake Ophedrys vernalis, with a description of a new subspecies. *J. Herp.* 26(2):175-186.
- 0439.210. Guillette, L.T. Jr. and D.A. Bearce. 1986. The reproductive and fat body cycles of the lizard, Sceloporus grammicus disparilis. *Trans. Kansas Acad. Sci.* 89(1-2):31-39.

- 0454.331. Hardy, L.M. 1990. *Ficimia* Gray. Cat. Am. Amphib. Rept. 471.1-471.
- 0454.338. Hardy, L.M. and M.C. Lucas. 1991. A crystalline protein is responsible for dimorphic egg jellies in the spotted salamander, *Ambystoma maculatum* (Shaw) (Caudata: Ambystomatidae). Comp. Biochem. Physiol. A. Comp. Physiol. 100(3):653-660.
- 0458.500. Harshberger, J.C., F.L. Rose and L.C. Cullen. 1989. Histopathology of skin, connective tissue, pigment cell and liver neoplasms in neotenic *Ambystoma tigrinum* from a sewage lagoon. Herpetopathologia 1(1):19-27.
- 0462.200. Harvey, M.B. 1992. The distribution of *Graptemys pseudogeographica* on the upper Sabine River. Texas J. Sci. 44(2):257-258.
- 0465.050. Hawthorne, J.M. 1990. Dinosaur track-bearing strata of the Lampasas Cut Plain and Edwards Plateau, Texas. Baylor Geol. Stud. Bull. 49:1-47.
- 0470.010. Hayes-Odum, L.A. 1990. Observations on reproduction and embryonic development in *Syrhophus cystignathoides campi* (Anura: Leptodactylidae). Southwest. Nat. 35(3):358-361.
- 0472.120. Hedin, M.C., P.D. Sudman, I.F. Greenbaum and J.W. Sites. 1990. Synaptonemal complex analysis of sex chromosome pairing in the common ground skink, *Scincella lateralis* (Sauria, Scincidae). Copeia 1990(4):1114-1122.
- 0473.431. Hendricks, F.S. and J.R. Dixon. 1986. Systematics and biogeography of *Cnemidophorus marmoratus* (Sauria: Teiidae). Tex. J. Sci. 38(4):327-402.
- 0473.432. Hendricks, F.S. and J.R. Dixon. 1988. Regenerated tail frequencies in populations of *Cnemidophorus marmoratus* (Reptilia: Teiidae). Southwest. Nat. 33(1):121-124.
- 0480.300. Hibbitts, T.D. 1991. Geographic Distribution. *Eumeces obsoletus*. Herpetol. Rev. 22(2):65.
- 0480.301. Hibbitts, T.D. 1991. Geographic Distribution. *Ophisaurus attenuatus attenuatus*. Herpetol. Rev. 22(2):66.
- 0480.302. Hibbitts, T.D. 1991. Geographic Distribution. *Lampropeltis calligaster calligaster*. Herpetol. Rev. 22(2):67.
- 0480.303. Hibbitts, T.D. 1991. Geographic Distribution. *Nerodia rhombifer*. Herpetol. Rev. 22(2):68.
- 0480.304. Hibbitts, T.D. 1991. Geographic Distribution. *Sistrurus catenatus edwardsii*. Herpetol. Rev. 22(2):68.
- 0480.305. Hibbitts, T.D. 1992. Geographic Distribution. *Deirochelys reticularia miaria*. Herpetol. Rev. 23(3):88.
- 0480.306. Hibbitts, T.D. 1992. Geographic Distribution. *Pseudemys concinna metteri*. Herpetol. Rev. 23(3):88.
- 0480.307. Hibbitts, T.D. 1992. Geographic Distribution. *Diadophis punctatus arnyi*. Herpetol. Rev. 23(3):91.
- 0480.308. Hibbitts, T.D. 1992. Geographic Distribution. *Opheodrys aestivus*. Herpetol. Rev. 23(3):92.
- 0480.309. Hibbitts, T.D. 1992. Geographic Distribution. *Virginia striatula*. Herpetol. Rev. 23(3):93.
- 0480.310. Hibbitts, T.D. 1992. Life History Notes. *Hypsiglena torquata* (night snake). Predation. Herpetol. Rev. 23(4):120.
- 0481.001. Highton, R. 1986. *Plethodon serratus* Grobman. Cat. Am. Amphib. Rept. 394.1-394.2.
- 0481.002. Highton, R. 1989. Biochemical evolution in the slimy salamanders of the *Plethodon glutinosus* complex in the eastern United states. Part 1. Geographic protein variation. Illinois Biol. Mongr. 57:1-78.

- 0487.610. Holland, R.L. and H.M. Smith. 1992. Geographic Distribution. Cnemidophorus gularis gularis. Herpetol. Rev. 23(4):123.
- 0495.085. Holman, J.A. and A.J. Winkler. 1987. A mid-Pleistocene (Iviringtonian) herpetofauna from a cave in southcentral Texas. Pearce-Sellars Ser., Tex. Mem. Mus. 44:1-17.
- 0495.350. Holmes, R. 1989. The skull and axial skeleton of the lower Permian anthracosauroid amphibian Archeria crassidisca Cope. Paleontogr. Abt. A. Palaeozool.-Stratigr. 207(4-6):161-206.
- 0495.450. Hook, R.W., and N. Hotton, III 1991. A new sphenacodontid pelycosaur (Synapsida) from the Wichita Group, Lower Permian of north-central Texas. J. Vertebr. Paleontol. 11(1):37-44.
- 0495.615. Howland, J.M. 1992. Life history of Cophosaurus texanus (Sauria: Iguanidae): environmental correlates and interpopulational variation. Copeia 1992(1):82-93.
- 0498.220. Huey, R.B. and A.E. Dunham. 1987. Repeatability of locomotor performance in natural populations of the lizard Sceloporus merriami. Evolution 41(5):1116-1120.
- 0498.225 Huey, R.B., A.E. Dunham, K.L. Overall, and R.A. Newman. 1990. Variation in locomotor performance in demographically known populations of the lizard, Sceloporus merriami. Physiol. Zool. 63(5):845-872.
- 0498.228. Huey, R.B., P.H. Niewiarowsky, J. Kaufmann, and J.C. Herron. 1989. Thermal biology of nocturnal ectotherms: is sprint performance of geckos maximal at low body Temperatures?. Physiol. Zool. 62(2):488-504
- 0508.050. Hunt, A.P. and S.G. Lucas 1990. Re-evaluation of "Typothorax" meadei, a late Triassic aetosaur from the United States. Palaeontol. Z 64(3/4):317-328.
- 0508.051. Hunt, A.P. and S.G. Lucas. 1991. A new rhynchosaur from the Upper Triassic of west Texas, and the biochronology of the Late Triassic rhynchosaurs. Paleontology (Oxf) 34(4):927-938.
- 0508.052. Hunt, A.P. and S.G. Lucas. 1991. The Paleorhinus biochron and the correlation of the non-marine Upper Triassic of Pangaea. Paleontology (Oxf) 34(4):487-501.
- 0509.230. Ingold, D.A. and W.E. Patterson. 1988. Population of red-eared sliders in a Texas farm pond. Bull. Maryland Herpetol. Soc. 24(2):27-40.
- 0510.531. Iverson, J.B. 1986. A checklist with distribution maps of the turtles of the world. J.B. Iverson, Publ., Paust Printing, Richmond, 282 pp.
- 0510.532. Iverson, J.B. 1991 Patterns of survivorship in turtles (order Testudines). Can. J. Zool. 69:385-391.
- 0510.533. Iverson, J.B. 1991. Phylogenetic hypotheses for the evolution of modern kinosternine turtles. Herpetol. Mongr. 5:1-27.
- 0510.535. Iverson, J.B. 1992 A revised checklist with distribution maps of the turtles of the world. privately printed, Richmond, IN., 363 Pp.
- 0512.025. Jacobson, N.L. 1989. Breeding dynamics of the Houston toad. Southwest. Nat. 34(3):374-380.
- 0522.200. Jester, S.L., C.E. Adams and J.K. Thomas. 1990. Commercial trade in Texas nongame wildlife. Tex. Agr. Exp. Sta. Pub., College Station. 74 Pp.
- 0526.201. Johnson, E. 1987. Vertebrate remains, Pp. 49-89.in: Lubbock Lake: Lake Quarternary Studies on the Southern High Plains, edited by E. Johnson, Pp. 179. Texas A&M Univ. Press, College Station.

- 0528.100. Jones, D., and L. Hayes-Odum. 1990. Life History Notes: Alligator mississippiensis (American Alligator). Behavior. Herpetol. Rev. 21(3):59-60.
- 0528.501. Jones, C. and J.R. Goetze. 1991. Vertebrate remains found in barn owl pellets from Wilbarger County, Texas. Texas J. Sci 43(3):326-238.
- 0529.461. Judd, F.W. and F.L. Rose. 1989. Egg production by the Texas tortoise, Gopherus berlandieri, in southern Texas. Copeia 1989(3):588-596.
- 0529.550. Kasper, S., and D. Parmley. 1990. A late Pleistocene herpetofauna from the lower Texas panhandle. Tex. J. Sci. 42(3):289-294.
- 0532.001. Kauffeld, C.F. 1960. The search for subocularis. Bull. Phil. Herpetol. Soc. 8(2):13-19.
- 0532.002. Kauffeld, C.F. 1960. The search for subocularis. Bull. Phil. Herpetol. Soc. 8(3):9-15.
- 0532.220. Keck, M.B. and P.D. Klawinski 1991. Geographic Distribution: Anolis carolinensis. Herpetol. Review 22(4):134.
- 0532.400. Keck, M.B., J.R. Mendelson, III, and D.P. Dawson 1991. Geographic Distribution: Eumeces tetragrammus brevilineatus. Herpetol. Review 22(3):102-103.
- 0545.220. Kerivan, J.M. 1989. Sea-Arama Marineworld and Kemp's Ridley sea turtle: a look into the future. Pp. 36-39; in: Caillouet, C.W. and A.M. Landry (eds.) Proceedings of the first international symposium on Kemp's Ridley sea turtle biology, conservation and management, 260 Pp., Texas A&M Univ., Galveston.
- 0545.531. Killebrew, F.C. 1990. REVIEW: Amphibians and reptiles of Texas: with keys, taxonomic synopsis, bibliography and distribution maps. Herpetologica 46(1):128-129.
- 0545.605. Killebrew, F.C. and D. Porter. 1989. Life History Notes. Pseudemys texana (Texas River Cooter). Size Maximum. Herpetol. Rev. 20(3):70.
- 0545.606. Killebrew, F.C. and D. Porter. 1989. Life History Notes. Graptemys caglei (Cagle's map turtle). Size maxima. Herpetol. Rev. 20(3):70.
- 0545.607. Killebrew, F.C. and D. Porter. 1990. Life History Notes. Graptemys caglei. Size. Herpetol. Rev. 21(4):92.
- 0545.608. Killebrew, F.C., and D.A. Porter. 1991. Geographic Distribution. Graptemys caglei. Herpetol. Rev. 22(1):24.
- 0545.710. King, F.W., and R.L. Burke, (eds.). 1989 Crocodilians, tuatara, and turtle species of the world. pp. 1-219, Assoc. Syst. Coll. Wash., D.C.
- 0545.806. King, K.K., D. Caazos and F.W. Judd. 1987. Anolis sagrei (Sauria: Iguanidae) established in southern Texas. Tex. J. Sci. 39(3):289-290.
- 0545.825. King, R.E. 1989. Beach temperature versus polystyrene foam box temperature in the incubation of Kemp's Ridley sea turtle eggs. Pp. 71-76, in: Caillouet, C.W., and A.M. Landry (eds.), Proceedings of the first international symposium on Kemp's ridley sea turtle biology, conservation and management, 260 Pp., Texas A&M Univ., Galveston.
- 0548.020. Kizirian, D.A., W.K. King and J.R. Dixon. 1990. Life History Notes: Graptemys versa (Texas map turtle). Size Maximum and Diet. Herpetol. Rev. 21(3):60.
- 0564.089. Klawinski, P.D., and M.B. Keck 1991. Geographic Distribution: Leptotyphlops dulcis dulcis. Herpetol. Review 22(4):135.
- 0564.090. Klawinski, P.D. and M.B. Keck 1991. Geographic Distribution: Lampropeltis calligaster calligaster. Herpetol. Review 22(4):135.
- 0573.501. Krupa, J.J. 1990. Bufo cognatus Say. Cat. Am. Amphib. Rept. 457.1-457.8.
- 0573.510. Ladd, C.G. 1989. Geographic Distribution. Kinosternon f. flavescens. Herpetol. Rev. 20(1):14.

- 0573.515. Ladd, C.G. and G. G. Galbraith. 1989. Geographic Distribution. Agkistrodon contortrix. Herpetol. Rev. 20(1):14.
- 0573.516. Ladd, C.G. and G.G. Galbraith. 1989. Geographic Distribution. Chelydra serpentina. Herpetol. Rev. 20(1):14.
- 0573.680. Landry, A.M. 1989. Morphometry of captive-reared Kemp's Ridley sea turtles. Pp. 220-231, in: Caillouet, C.W. and A.M. Landry (eds.), proceedings of the first international symposium on Kemp's Ridley sea turtle biology, conservation and management, 260 Pp. Texas A&M Univ., Galveston.
- 0573.810. Langston, W. Jr., and E.C. Olson. 1986. Carrollia craddocki, a new genus and species of microsauro from the Lower Permian of Texas. Pearce-Sellers Ser., Tex. Mem. Mus. 43:1-20.
- 0578.050. Laurin, M. 1988. ABSTRACT: The osteology and relationships of an early Permian diapsid from Texas. J. Vert. Paleontol. 8(3)(Suppl.):19a-20a.
- 0578.051. Laurin, M. 1991. The osteology of a Lower Permian eosuchian from Texas and a review of diapsid phylogeny. Zool. J. Linn. Soc. 101(1):59-65.
- 0579.210. Lawson, R. 1987. Molecular studies of Thamnophine snakes:1. The phylogeny of the genus Nerodia. J. Herpetol. 21(2):140-157.
- 0579.215. Lawson, R., and C.S. Lieb. 1990. Variation and hybridization in Elaphe bairdi (Serpentes: Colubridae). J. Herpetol. 24(3):280-292.
- 0579.217. Lawson, R., A.J. Meier, P.G. Frank and P.E. Moler 1991. Allozyme variation and systematics of the Nerodia fasciata-Nerodia clarkii complex of water snakes (Serpentes: Colubridae). Copeia 1991(3):639-659.
- 0585.050. Lehman, T.M. 1989. Chasmosaurus mariscalensis sp. nov., a new ceratopsian dinosaur from Texas. J. Vertebr. Paleontol. 9(2):137-162.
- 0585.210. Leong, J.W., D.L. Smith, D.B. Revera, J.C. Clary, D.H. Lewis, J.L. Scott, and A.R. Di Nuzzo. 1989. Health care and diseases of captive-reared loggerhead and Kemp's Ridley sea turtles. Pp. 178-201, in: Caillouet, C.W. and A.M. Landry (eds.), Proceedings of the first international symposium on Kemp's Ridley sea turtle biology, conservation and management. 260 Pp., Texas A&M Univ., Galveston.
- 0588.371. Lieb, C.S. 1990. Eumeces tetragrammus (Baird). Cat. Am. Amphib. Rept. 492.1-492.4.
- 0602.100. Lockwood, S.F., B.S. Holland, J.W. Bickham, B.G. Hanks and J.J. Bull. 1991. Interspecific genome size in a turtle (Trachemys scripta) exhibiting temperature-dependent sex determination. Can. J. Zool. 69:2306-2310.
- 0602.150. Loetscher, I.M. 1989. the role of Sea Turtle Inc., pp. 25-26; in: Caillouet, C.,W. and A.M. Landry (eds.), Kemp's ridley sea turtle conservation and public awareness. Proceedings of the first international symposium on Kemp's Ridley sea turtle biology, conservation and management, 260 Pp., Texas A&M Univ., Galveston.
- 0602.511. Long, D.R. 1986. Clutch formation in the turtle Kinosternon flavescens (Testudines: Kinosternidae). Southwest. Nat. 31(1):1-8.
- 0602.512. Long, D.R. 1987. Reproductive and lipid patterns in a semiarid-adapted anuran, Bufo cognatus. Tex. J. Sci. 39(1):1-13.
- 0602.514. Long, D.R. 1987. A comparison of energy substrates and reproductive patterns of two anurans, Acris crepitans and Bufo woodhousei. Compr. Biochem. Physiol. (A)87(1):81-91.
- 0602.515. Long, D.R. 1988. Mullerian ducts in male Bufo woodhousei. Southwest. Nat. 32:240-243.
- 0602.516. Long, D.R. 1989. Energetics and reproduction in female Scaphiopus multiplicatus from western Texas. J. Herpetol.23(2):176-179.

- 0602.530. Long, D.R. and F.L. Rose 1989. Pelvic girdle size relationships in three turtle species. *J. Herpetol.* 23(3):315-318.
- 0602.545. Long, R.A. and K.L. Ballew 1986. Aetosaur dermal armor from the Late Triassic of southwestern North America, with special reference to material from the Chinle Formation of Petrified Forest National Park. *Mus. nth. Ariz. Press Bull., ser. No. 54*, 1985:45-68.
- 0605.800. Loughry, W.J. 1987. Differences in experimental and natural encounters of black-tailed prairie dogs and with snakes. *Animal Behav.* 35(5):1568-1570.
- 0605.801. Loughry, W.J. 1987. The dynamics of snake harassment by black-tailed prairie dogs. *Behaviour* 103(1-3):27-48.
- 0605.802. Loughry, W.J. 1988. Population differences in how black-tailed prairie dogs deal with snakes. *Behav. Ecol. Sociobiol.* 22(1):61-67.
- 0605.803. Loughry, W.J. 1989. Discrimination of snakes by two populations of black-tailed prairie dogs. *J. Mammal.* 70(3):627-630.
- 0609.400. Lundelius, E.L. Jr. 1957. Skeletal adaptations in two species of Sceloporus. *Evolution* 11(1):65-83.
- 0611.115. MacMahon, J.A. 1985. *The Audubon Society Nature Guides: Deserts*. Alfred A. Knopf, NY, 638 pp.
- 0611.130. Maha, G.C., and L. R. Maxson. 1989. Biochemical evolution in the slimy salamanders of the Plethodon glutinosus complex in the eastern United States. Part 2. Immunological analysis of geographic variation in plasma proteins. *Illinois Biol. Mongr.* 57:79-153.
- 0616.260. Mathews, A.E. 1989. Conflict, controversy, and compromise: the Concho water snake (Nerodia harteri paucimaculata) versus the Stacy Dam and Reservoir. *Environ. Mgmt.* 13(3):297-307.
- 0617.510. Maxson, L.R., E. Pepper and R.D. Maxson 1977. Immunological resolution of a diploid-tetraploid species complex of tree frogs. *Science* 197:1012-1013.
- 0622.108. McAllister, C.T. 1986. Geographic Distribution. Tropidoclonion lineatum texanum. *Herpetol. Rev.* 17(3):67.
- 0622.109. McAllister, C.T. 1987. Life History Notes: Crotaphytus collaris collaris. Seasonal activity. *Herpetol. Rev.* 18(1):15.
- 0622.110. McAllister, C.T. 1987. Geographic Distribution: Phrynosoma cornutum. *Herpetol. Rev.* 18(1):20.
- 0622.111. McAllister, C.T. 1987. Geographic Distribution. Elaphe guttata emoryi. *Herpetol. Rev.* 18(1):20.
- 0622.112. McAllister, C.T. 1987. Protozoan and Metazoan parasites of Strecker's chorus frog, Pseudacris streckeri streckeri (Anura Hylidae), from north-central Texas. *Proc. Helminthol. Soc. Wash.* 54(2):271-274.
- 0622.113. McAllister, C.T. 1987. Ingestion of spinose ear ticks, Otobius megnini (Acari: Argasidae) by a Texas spotted whiptail, (Cnemidophorus gularis gularis (Sauria: Teiidae). *Southwest. Nat.* 32(4):511-512.
- 0622.114. McAllister, C.T. 1987. Life History Notes: Eumeces septentrionalis obtusirostris. Reproduction. *Herpetol. Rev.* 18(4):75.
- 0622.115. McAllister, C.T. 1988. Mesocestoides sp. tetrathyridia (Cestoidea: Cyclophyllidea) in the iguanid lizards, Cophosaurus texanus and Sceloporus olivaceus, from Texas. *J. Wildl. Dis.* 24(1):160-163.
- 0622.116. McAllister, C.T. 1988. Geographic Distribution: New County records for amphibians

- and reptiles of north central Texas. Herpetol. Rev. 19(3):61, 63.
- 0622.117. McAllister, C.T. 1989. Eggs and hatchlings of the Texas spiny lizard, Sceloporus olivaceus Sauria: Iguanidae), from northcentral Texas. Bull. Chicago Herpetol. Soc. 24(4):79.
- 0622.118. McAllister, C.T. 1990. Helminth parasites of unisexual and bisexual whiptail lizards (Teiidae) in North America 1. The Colorado checkered whiptail (Cnemidophorus tessellatus). J. Wildl. Dis. 26(1):139-142.
- 0622.119. McAllister, C.T. 1990. Geographic Distribution: Thamnophis sirtalis annectans. Herpetol. Rev. 21(1):24.
- 0622.120. McAllister, C.T. 1990. Helminth parasites of unisexual and bisexual lizards (Teiidae) in North America. II. The New Mexico whiptail (Cnemidophorus neomexicanus). J. Wildl. Dis. 26(3):403-406.
- 0622.121. McAllister, C.T. 1990. Helminth parasites of unisexual and bisexual whiptail lizards (Teiidae) in North America. III. The Chihuahuan spotted whiptail (Cnemidophorus exsanguis). J. Wildl. Dis. 26(4):544-546.
- 0622.122. McAllister, C.T. 1990. Helminth parasites of unisexual and bisexual whiptail lizards (Teiidae) in North America. IV. The Texas spotted whiptail (Cnemidophorus gularis). Tex. J. Sci. 42(4):381-388.
- 0622.123. McAllister, C.T. 1990. Metacercaria of Clinostomum complanatum (Rudolphi, 1814) (Trematoda: Digenea) in a Texas salamander, Eurycea neotenes (Amphibia: Caudata), with comments on C. marginatum (Rudolphi, 1819). J. Helminthol. Soc. Wash. 57:69-71.
- 0622.124. McAllister, C.T. 1990. Geographic Distribution: Crotalus atrox. Herpetol. Review 21(4):97.
- 0622.125. McAllister, C.T. 1991. Protozoan, helminth, and arthropod parasites of the spotted chorus frog, Pseudacris clarkii (Anura: Hylidae), from north-central Texas. J. Helminthol. Soc. Wash. 58(1):51-56.
- 0622.126. McAllister, C.T., 1991. Geographic Distribution. Elaphe guttata emoryi. Herpetol. Rev. 22(2):67.
- 0622.127. McAllister, C.T. 1991. Geographic Distribution. Tantilla gracilis. Herpetol. Rev. 22(2):68.
- 0622.128. McAllister, C.T. 1991. First report of Mesocestoides sp. tetrathyridia (Cyclophllidea: Mesocestoididae) in the Texas alligator lizard, Gerrhonotus liocephalus (Sauria: Anguidae) from Coahuila, Mexico. Tex. J. Sci. 43(3):325-326.
- 0622.129. McAllister, C.T. 1992. Geographic Distribution. Apalone spinifera pallida Herpetol. Rev. 23(4):122.
- 0622.135. McAllister, C.T. and D.K. Bibb. 1991 Geographic Distribution. Notophthalmus viridescens louisianensis. Herpetol. Rev. 22(2):62.
- 0622.136. McAllister, C.T. and D.K. Bibb. 1991. Geographic Distribution. Cnemidophorus sexlineatus sexlineatus. Herpetol. Rev. 22(2):65.
- 0622.137. McAllister, C.T. and D.K. Bibb. 1991. Geographic Distribution. Regina grahamii Herpetol. Rev. 22(2):68.
- 0622.153. McAllister, C.T. and D.B. Conn. 1990. Occurrence of Tetrathyridia of Mesocestoides sp. (Cestoidea: Cyclophyllidea) in North American anurans (Amphibia). J. Wildl. Dis. 26(4):540-543.
- 0622.154. McAllister, C.T., D.B. Conn, P.S. Freed, and D.A. Burdick. 1991. A new host and locality record for Mesocestoides sp. Tetrathyridia(Cestoidea: cyclophyllidea), with a summary of the genus from snakes of the world. J. Parasitol. 77(2):329-331.

- 0622.156. McAllister, C.T., J.E. Cordes, and J.M. Walker. 1991. Helminth parasites of unisexual and bisexual whiptail lizards (Teiidae) in North America. VI. The Gray-checked whiptail (Cnemidophorus dixonii). *Tex. J. Sci.* 43(3):309-314.
- 0622.157. McAllister, C.T., J.E. Cordes, and J.M. Walker. 1991. Helminth parasites of unisexual and bisexual whiptail lizards (Teiidae) in North America. 5. Mesocestoides sp. Tetrathyridia (Cestoidea: Cyclophyllidea) from four species of Cnemidophorus. *J. Wildl. Dis.* 27(3):494-497.
- 0622.160. McAllister, C.T. and B.D. Earle 1989. Geographic Distribution: Trachemys scripta elegans. *Herpetol. Rev.* 20(1):14.
- 0622.170. McAllister, C.T. and L.C. Fitzpatrick 1989. The effect of thermal acclimation on oxygen consumption in the salamander, Eurycea neotenes. *J. Herpetol.* 23(4):439-442.
- 0622.171. McAllister, C.T. and P. Freed. 1992. Larval Abbreviata sp. (Spruiurida: Physalopteridae) in introduced Rio Grande chirping frogs, Syrrophus cystignathoides campi (Anura: Leptodactylidae), from Houston, Texas. *Texas J. Sci.* 44(3):359-361.
- 0622.175. McAllister, C.T., P.S. Freed, S.J. Upton, D.A. Burdick, and N.A. Wilson. 1991. Parasites of the roughtail gecko, Cyrtopodion scabrum (Sauria: Gekkonidae), from Galveston, Texas. *Tex. J. Sci.* 43(2):199-204.
- 0622.180. McAllister, C.T. and K.L. Fry 1986. Geographic Distribution: Bufo debilis debilis. *Herpetol. Rev.* 17(4):91.
- 0622.190. McAllister, C.T. and J.E. Keirans 1987. Additional records of tick (Acari: Ixodidae: Argasidae) ingestion by whiptail lizards, genus Cnemidophorus. *Tex. J. Sci.* 39(3):287-288.
- 0622.200. McAllister, C.T. and W.W. Lamar 1987. Life History Notes. Pseudemys texana. Size Maxima. *Herpetol. Rev.* 18(4):73.
- 0622.208. McAllister, C.T. and V.R. McDaniel. 1992. Occurrence of larval Contracecum sp. (Ascaridida: Anisakidae) in Rio Grande lesser siren, Siren intermedia texana (Amphibia: Caudata), from south Texas. *J. Helminthol. Soc. Wash.* 59(2):239-240.
- 0622.220. McAllister, C.T., N.J. Scott, Jr., and B.E. Smith 1987. Geographic Distribution: Cnemidophorus gularis gularis. *Herpetol. Rev.* 18(1):20.
- 0622.230. McAllister, C.T., J.F. Scudday and M. Nelson 1986. Geographic Distribution: Cnemidophorus gularis gularis. *Herpetol. Rev.* 17(4):92.
- 0622.233. McAllister, C.T., S.E. Trauth, and D.B. Conn. 1991 Helminth parasites of unisexual and bisexual whiptail lizards (Teiidae) in North America. VII. The six-lined racerunner, Cnemidophorus sexlineatus. *Texas J. Sci.* 43(4):391-397.
- 0622.235. McAllister, C.T., S.E. Trauth, V.R. McDaniel and R.B. McAllister. 1991. Geographic Distribution. Sonora semiannulata. *Herpetol. Rev.* 22(3):103.
- 0622.236. McAllister, C.T., S.E. Trauth, V.R. McDaniel, and R.B. McAllister. 1991. First record of the many-lined skink, Eumeces multivirgatus (Sauria: Scincidae), in Presidio County, Texas. *Texas J. Sci.* 43(4):439.
- 0622.260. McAllister, C.T. and S.J. Upton 1987. Endoparasites of the smallmouth salamander, Ambystoma texanum (Caudata: Ambystomidae) from Dallas County, Texas. *Proc. Helminthol. Soc. Wash.* 54(2):258-261.
- 0622.261. McAllister, C.T. and S.J. Upton 1987. Parasites of the Great Plains narrowmouth toad (Gastrophrynbe olivacea) from northern Texas. *J. Wildl. Dis.* 23(4):686-688.
- 0622.262. McAllister, C.T. and S.J. Upton 1988. Eimeria trachyemydis n. sp. (Apicomplexa: Eimeriidae) and other eimerians from the red-eared slider, Trachemys scripta elegans (Reptilia: Testudines), in northcentral Texas. *J. Parasitol.* 74(6):1014-1017.
- 0622.263. McAllister, C.T. and S.J. Upton 1989. Eimeria ornata n. sp. (Apicomplexa: Eimeriidae)

- from the ornate box turtle, Terrapene ornata ornata (Reptilia: Testudines), in Texas. J. Protozool. 36(2):131-133.
- 0622.264. McAllister, C.T. and S.J. Upton 1989. The Coccidia (Apicomplexa: Eimeriidae) of Testudines, with descriptions of three new species. Can. J. Zool. 67:2459-2467.
- 0622.265. McAllister, C.T. and S.J. Upton 1989. Coccidian parasites (Apicomplexa: Eimeriidae) of Nerodia spp. (Serpentes: Colubridae), with a description of a new species of Eimeria. J. Protozool. 36(3):271-274.
- 0622.266. McAllister, C.T., and S.J. Upton. 1990. The Coccidia (Apicomplexa: Eimeriidae) of Crocodylia, with descriptions of two new species from Alligator mississippiensis (Reptilia: Alligatoridae) from Texas. J. Parasitol. 6(3):332-336.
- 0622.267. McAllister, C.T. and S.J. Upton 1992. A new species of Eimeria (Apicomplexa; Eimeriidae) from Pseudemys texana (Testudines: Emydidae), from north-central Texas. Texas J. Sci. 44(1):37-41.
- 0622.270. McAllister, C.T., S.J. Upton, and D.M. Boyer 1990. Eimeria dixonii sp. n. (Apicomplexa: Eimeriidae) from an introduced population of common house geckos, Hemidactylus frenatus (Sauria: Gekkonidae) in Dallas County, Texas. J. Helminthol. Soc. Wash. 57(1):1-4.
- 0622.275. McAllister, C.T., S.J. Upton and P.S. Freed 1988. Eimeria lineri sp. n. (Apicomplexa: Eimeriidae) from the Mediterranean gecko, Hemidactylus turcicus (Sauria: Gekkonidae), in Louisiana and Texas. Proc. Helminthol. Soc. Wash. 55(2):256-259.
- 0622.277. McAllister, C.T., S.J. Upton, and F.C. Killebrew. 1991. Coccidian parasites (Apicomplexa: Eimeridae) of Graptemys caglei and Graptemys versa (Testudines: Emydidae) from Texas. J. Parasitol. 77(3):500-502.
- 0622.280. McAllister, C.T., S.J. Upton and L.D. McCaskill. 1990. Three new species of Eimeria (Apicomplexa: Eimeridae)(Testudines: Trionchidae) in Texas, with a redescription of E. amydae. J. Parasitology 76(4):481-486.
- 0622.288. McAllister, C.T., S.J. Upton and S.E. Trauth. 1990. Coccidian parasites (Apicomplexa: Eimeriidae) of Chelydra serpentina (Testudines: Chelydridae) of Arkansas and Texas, U.S.A., with descriptions of Isospora chelydrae sp. n. and Eimeria serpentina sp. n. Can. J. Zool. 68:865-868.
- 0622.297. McAllister, C.T., R. Ward and K.L. Williams 1987. Noteworthy milk snakes (Lampropeltis triangulum) from Texas. Southwest. Nat. 32(3):406-408.
- 0625.401. McClure, W.L. 1986. Faunal analysis of 41FB34. J. Houston Archeol. Soc. 86:1-7.
- 0625.402. McClure, W.L. 1987. Snakes of Allen Creek Sites. J. Houston Archeol. Soc. 88:9-10.
- 0625.403. McClure, W.L. 1987. Faunal analysis of 41FB37. J. Houston Archeol. Soc. 89:1-6.
- 0625.404. McClure, W.L. 1989. The vertebrates of 41FB32. J. Houston Archeol. Soc. 93:15-21.
- 0626.510. McCord, J.S., Jr. and M.E. Dorcas 1989. New Texas herpetological distribution records from the University of Texas at Arlington collection of vertebrates. Herpetol. Rev. 20(4):94,96.
- 0630.001. McCranie, J.R. 1988. Description of the hemipenis of Sistrurus ravus (Serpentes: Viperidae). Herpetologica 44(1):123-127.
- 0630.002. McCranie, J.R. 1990. Nerodia erythrogaster (Forster). Cat. Am. Amphib. Rept. 500.1-500.8.
- 0630.140. McCrystal, H.K. and R.J. Green 1986. Life History Notes: Agkistrodon contortrix pictigaster. Feeding. Herpetol. Rev. 17(3):61.
- 0632.005. McKinney, J.M. 1987. Life History Notes: Graptemys versa. Maximum Size. Herpetol.

- Rev. 18(1):17.
- 0643.515. Mendell, D.P., J.W. Sites and D. Graur 1989. Speciation evolution: a phylogenetic test with allozymes in Sceloporus (Reptilia). *Cladistics* 5:49-61.
- 0643.520. Mengden, G.A. and A.D. Stock 1980. Chromosomal evolution in Serpentes: a comparison of G and C chromosome banding patterns of some colubrid and boid genera. *Chromosoma* 79:53-64.
- 0663.900. Minton, S.A., Jr. 1955. Some health problems for the medical zoologist in the Big Bend country. *Indiana Univ. Med. Cen. Quart. Bull.*, October, pp 81-84.
- 0681.180. Moore, B. 1987. A new county record of the common snapping turtle. *Herpetology* 17(2):1-3.
- 0687.505. Mueller, J.M. and M.J. Whiting 1989. Life History Notes: Masticophis flagellum testaceus. *Predation. Herpetol. Rev.* 20(3):72-73.
- 0699.301. Murphy, J.C. 1979. Pseudacris streckeri, a small frog with an interesting history. *Bull. Chicago Herpetol. Soc.* 14(4):120-129.
- 0699.310. Murphy, R.W. and C.B. Crabtree 1988. Genetic identification of a natural hybrid rattlesnake: Crotalus scutulatus scutulatus x C. viridis viridis. *Herpetologica* 44(1):119-123.
- 0700.010. Murry, P.A. 1986. Vertebrate paleontology of the Dockum Group, western Texas and eastern New Mexico, pp 109-137; in: *The beginning of the Age of the Dinosaurs. Faunal change across the Triassic-Jurassic Boundary.* edited by K. Padian, 378 pp. Cambridge University Press., Cambridge.
- 0700.020. Murry, P.A. and G.D. Johnson 1987. Clear Fork vertebrates and environments from the Lower Permian of north-central Texas. *Tex. J. Sci.* 39(3):253-266.
- 0700.025. Murry, P.A., D.A. Winkler, and L.L. Jabobs. 1991. An azhdarchid pterosaur humerus from the Lower Cretaceous Glen Rose Formation of Texas. *J. Paleontol.* 65(1):167-170.
- 0704.258. Nelson, M.A. 1988. Geographic Distribution: Sistrurus miliarius streckeri. *Herpetol. Rev.* 19(1):20-21.
- 0707.100. Newman, R.A. 1987. Effects of density and predation on Scaphiopus couchi tadpoles in desert ponds. *Oecologia* 7(2):301-307.
- 0707.101. Newman, R.A. 1988. Adaptive plasticity in development of Scaphiopus couchi tadpoles in desert ponds. *Evolution* 42(4):774-783.
- 0707.102. Newman, R.A. 1989. Developmental plasticity of Scaphiopus couchi tadpoles in an unpredictable environment. *Ecology* 70(6):1775-1787.
- 0708.300. Niewiarowski, P.H. and S.R. Waldschmidt. 1992. Variation in metabolic rates of a lizard: use of SMR in ecological contexts. *Funct. Ecol.* 6(1):15-22.
- 0712.015. Odendaal, F.S., M.D. Rausher, B. Beurey, and J. Nunez-Faran 1987. Predation by Anolis lizards on Battus philenor raises questions about butterfly mimicry systems. *J. Lepidophist Soc.* 41(3):141-144.
- 0713.050. Olson, E.C. 1989. the Arroyo Formation (Leonardian; Lower Permian) and its vertebrate fossils. *Bull. Tex. Mem. Mus. No.* 35:1-25.
- 0714.141. Olson, R.E. 1987. Evaporative water loss in the tortoise Gopherus berlandieri in ambient temperature regimes. *Bull. Maryland Herpetol. Soc.* 23(3):93-100.
- 0714.142. Olson, R.E. 1987. Taxonomic revision of the lizards Sceloporus serrifer and cyanogenys of the Gulf coastal plain. *Bull. Maryland Herpetol. Soc.* 23(4):158-167.
- 0714.160. Olson, R.E., B. Marx and R. Rome 1987. Descriptive dentition morphology of lizards of Middle and North America II. Iguanidae. *Bull. Maryland Herpetol. Soc.* 23(1):12-34.

- 0718.100. Owen, J.G. 1989. Patterns of herpetofaunal species richness: relation to temperature, precipitation, and variance in elevation. *J. Biogeogr.* 16:141-150.
- 0718.105. Owen, J.G. and J.R. Dixon 1989. An ecogeographic analysis of the herpetofauna of Texas. *Southwest. Nat.* 34(2):165-180.
- 0720.231. Parmley, D. 1987. Lampropeltis similis from the Coffee Ranch local fauna (Hemphillian Land mammal age) of Texas. *Tex. J. Sci.* 39(2):123-128.
- 0720.232. Parmley, D. 1988. Additional Pleistocene amphibians and reptiles from the Seymour Formation, Texas. *J. Herpetol.* 22(1):82-87.
- 0720.233. Parmley, D. 1988. Middle Holocene herpetofauna of Klein Cave, Kerr County, Texas. *Southwest. Nat.* 33(3):378-382.
- 0720.234. Parmley, D. 1988. Late Pleistocene anurans from Fowlkes Cave, Culberson County, Texas. *Tex. J. Sci.* 40(3):357-358.
- 0720.235. Parmley, D. 1988. Early Hemphillian (Late Miocene) snakes from the Higgins Local fauna of Lipscomb County, Texas. *J. Vert. Paleontol.* 8(3):322-327.
- 0720.236. Parmley, D. 1989. A plethodontid vertebra from the Mid-Hemphillian of Texas. *Tex. J. Sci.* 41(4):434-435.
- 0720.237. Parmley, D. 1990. Late Pleistocene snakes from Fowlkes Cave, Culberson County, Texas. *J. Herpetol.* 24(3):266-274.
- 0720.238. Parmley, D. 1990. A Late Holocene herpetofauna from Montague County, Texas. *Tex. J. Sci.* 42(4):412-415.
- 0721.040. Paulissen, M.A. and J.M. Walker 1989. Pseudocopulation in the parthenogenetic whiptail lizard Cnemidophorus laredoensis (Teiidae). *Southwest. Nat.* 34(2):296-298.
- 0721.045. Paulissen, M.A., J.E. Cordes and J.M. Walker 1989. Notes on the thermal biology of the Laredo whiptail Cnemidophorus laredoensis (Teiidae). *Tex. J. Sci.* 41(2):224-228.
- 0721.050. Paulissen, M.A., J.M. Walker and J.E. Cordes 1988. Ecology of syntopic clones of the parthenogenetic whiptail lizard, Cnemidophorus laredoensis. *J. Herpetol.* 22(3):331-342.
- 0721.051. Paulissen, M.A., J.M. Walker, and J.E. Cordes. 1992. Can parthenogenetic Cnemidophorus laredoensis (Teiidae) coexist with its bisexual congeners? *J. Herp.* 26(2):153-158.
- 0722.015. Pence, D.B. and K.W. Selcer 1988. Effects of pentastome infection on reproduction in a southern Texas population of the Mediterranean gecko, Hemidactylus turcicus turcicus. *Copeia* 1988(3):565-572.
- 0723.020. Perry-Richardson, J.P., C.W. Schofield and N.B. Ford 1990. Courtship of the grater snake, Thamnophis marcianus, with a description of a female behavior for coitus interruption. *J. Herpetol.* 24(1):76-78.
- 0723.100. Peslak, J., Jr. 1986. An observation on the social interaction of Texas horned lizards (Phrynosoma cornutum). *Southwest. Nat.* 31(4):552.
- 0725.401. Peterson, K.H. and S.R. Mays 1989. Adnormal epidermis in the Houston toad (Bufo houstonensis). *Herpetopathologica* 1(2):49-51.
- 0732.105. Pierce, B.A. and J. Montgomery 1989. Effects of short-term acidification on growth rates of tadpoles. *J. Herpetol.* 23(2):97-102.
- 0732.115. Pierce, B.A. and P.H. Whitehurst. 1990. Pseudacris clarki (Baird). *Cat. Am. Amphib. Rept.* 458.1-458.3.
- 0732.117. Pierce, B.A. and D.K. Wooten. 1992. Acid tolerance of Ambystoma texanum from central Texas. *J. Herp.* 26(2):230-232.
- 0732.710. Platz, J.E. 1991, Rana berlandieri. *Cat. Am. Amphib. Rept.* 508.1-508.4.

- 0732.730. Platz, J.E. and D.C. Forester 1988. Geographic variation in mating call among four subspecies of the chorus frog: Pseudacris triseriata (Wied). *Copeia* 1988(4):1062-1066.
- 0736.500. Porter, C.A., M.J. Hamilton, J.W. Sites, and R.J. Baker 1991. Location of ribosomal DNA in chromosomes of squamate reptiles: systematic and evolutionary implications. *Herpetologica* 47(3):271-280.
- 0743.050. Powell, R., J.T. Collins, and L.D. Fish. 1992. Virginia valeriae. *Cat. Am. Amphib. Rept.* 552.1-552.6.
- 0746.305. Price, A.H. 1986. Cnemidophorus tessellatus (Say). *Cat. Am. Amphib. Rept.* 398.1-398.2.
- 0746.306. Price, A.H. 1990. Phrynosoma cornutum (Harlan). *Cat. Am. Amphib. Rept.* 469.1-469.7.
- 0746.307. Price, A.H. 1992. Central Texas salamander studies. Performance Rept. Texas, Fed. Aid Proj. No. E-1-E, Job No. 3.4, 34 pp.
- 0746.308. Price, A.H. 1992. Houston toad (Bufo houstonensis) status survey. Performance Rept., Texas, Fed. Aid Proj. No. E-1-3, Job No. 8.0, 23 pp.
- 0746.480. Price, R.M. 1990. Bogertophis Dowling and Price. *Cat. Am. Amphib. Rept.* 497.1-497.2.
- 0746.501. Pritchard, P.C.H. 1989. Alligator snapping turtle: biology and conservation. Milwaukee Pub. Mus., 104 Pp., Milwaukee, Wisconsin.
- 0747.141. Punzo, F. 1991. Feeding ecology of spadefooted toads (Scaphiopus couchi and Spea multiplicata) in western Texas. *Herpetol. Rev.* 22(3):79-80.
- 0780.050. Redmer, M. 1987. Observations on the urban herpetofauna of Beaumont, Texas. *Bull. Chicago Herpetol. Soc.* 22(12):190-191.
- 0780.051. Redmer, M. 1992. Life history notes: Rana sphenoccephala. Variation. *Herpetol. Rev.* 23(2):58-59.
- 0784.020. Reilly, S.M. 1990. Biochemical systematics and evolution of the eastern North American newts, Notophthalmus (Caudata: Salamandridae). *Herpetologica* 46(1):51-59.
- 0784.065. Reisz, R.R., D.S. Berman and D. Scott. 1992. The cranial anatomy and relationships of Secondontosaurus, an unusual mammal-like reptile (Synapside: Sphenacodontidae) from the Early Permian of Texas. *Zool. J. Linn. Soc.* 104(2):127-184.
- 0786.050. Riley, J., C.T. McAllister and P.S. Freed 1988. Raillettiella teagueselfi n. sp. (Pentastomidae: Cephalobaenida) from the Mediterranean gecko, Hemidactylus turcicus (Sauria: Gekkonidae), in Texas. *J. Parasitol.* 74(3):481-486.
- 0786.100. Roberts, D.T., and P.D. Shilling. 1991 Geographic Distribution. Hyla cinerea. *Herpetol. Rev.* 22(3):102.
- 0786.215. Romano, P.R. and J.C. Vaughn 1986. Restriction endonuclease mapping of ribosomal RNA genes: sequence divergence and the origin of the tetraploid tree frog Hyla versicolor. *Biochem. Genet.* 24(5-6):329-347.
- 0786.330. Rose, F.L. 1989. Aspects of the biology of the Concho water snake (Nerodia harteri paucimacumata). *Tex. J. Sci.* 41(2):115-131.
- 0786.334. Rose, F.L., R. Paxton and C.H. Britton 1989. Gastric oxyuriasis and its consequences in yellow mud turtles (Kinosternon flavescens) associated with sewage effluent. *Herpetopathologia* 192):53-64.
- 0786.340. Rose, F.L., M.E.T. Scioli and M.P. Moulton 1988. Thermal preferentia of Berlandier's tortoise (Gopherus berlandieri) and the ornate box turtle (Terrapene ornata). *Southwest. Nat.* 33(3):357-361.

- 0786.350. Rose, F.L. and K.W. Selcer 1989. Genetic divergence of the allopatric populations of Nerodia harteri. *J. Herpetol.* 23(3):261-267.
- 0788.220. Rossman, D.A., and V. Wallach. 1991. Virginia. *Cat. Am. Amphib. Rept.* 529.1-529.4.
- 0789.150. Ruby, D.E. and A.E. Dunham 1987. Variation in home range size along an elevational gradient in the iguanid lizard Sceloporus merriami. *Oecologia* 71(3):473-480.
- 0789.300. Rudolph, D.C. and J.G. Dickson. 1990. Streamside zone width and amphibian and reptile abundance. *Southwest. Nat.* 35(4):472-476.
- 0789.305. Rudolph, D.C., H. Kyle and R.N. Conner 1990. Red-cockaded woodpeckers vs rat snakes: the effectiveness of the resin barrier. *Wilson Bull.* 102(1):14-22.
- 0791.045. Ryan, M.J., R.B. Cocroft and W. Wilczynski 1990. The role of environmental selection in intraspecific divergence of mate recognition signals in the cricket frog, Acris crepitans. *Evolution* 44(7):1869-1872.
- 0791.050. Ryan, M.J. and B.K. Sullivan 1989. Transmission effects on temporal structure in the advertisement calls of two toads, Bufo woodhousei and Bufo valliceps. *Ethology* 80(1-4):182-189.
- 0791.055. Ryan, M.J. and W. Wilczynski 1988. Coevolution of the sender and receiver: effect of local mate preference in cricket frogs. *Science* 240(4860):1786-1788.
- 0791.056. Ryan, M.J. and W. Wilczynski. 1991. Evolution of intraspecific variation in the advertisement call of a cricket frog (Acris crepitans, Hylidae). *Biol. J. Linn. Soc.* 44(3):249-271.
- 0794.350. Sander, P.M. 1989. Early Permian depositional environments and pond bonebeds in central Archer County, Texas. *Paleogeogr. Palaeoclimatol. Palaeoecol.* 69(1-2):1-21.
- 0797.101. Sanders, O. 1986. The heritage of Bufo woodhousei Girard in Texas (Salientia: Bufonidae). *Occ. Pap. Strecker Mus., Baylor Univ., No. 1*, 28 pp.
- 0802.311. Schafer, T.C. and S. Kasper 1989. Additional herpetological records for Texas. *Tex. J. Sci.* 41(3):337-338.
- 0802.421. Schatti, B. and L.D. Wilson 1986. Coluber Linnaeus. *Cat. Am. Amphib. Rept.* 399.1-399.4.
- 0813.490. Scott, N.J., T.C. Maxwell, O.W. Thornton, L.A. Fitzgerald and J.W. Flury 1988. Distribution, habitat, and future of Harter's water snake, Nerodia harteri, in Texas. *J. Herpetol.* 23(4):373-389.
- 0816.121. Scudday, J.F. 1988. All-female lizard populations, an advanced form of sexual reproduction. *Chihuahuan Desert Disc.* 23:4-5.
- 0816.350. Secor, S.M. 1987. Courtship and mating behavior of the speckled kingsnake, Lampropeltis getulus holbrooki. *Herpetologica* 43(1):15-28.
- 0816.805. Seigel, R.A., M.M. Huggins and N.B. Ford 1987. Reduction in locomotor ability as a cost of reproduction in gravid snakes. *Oecologia* 73:481-485.
- 0817.001. Selcer, K.W. 1986. Life history of a successful colonizer: the Mediterranean gecko, Hemidactylus turcicus, in southern Texas. *Copeia* 1986(4):956-962.
- 0817.002. Selcer, K.W. 1987. Seasonal variation in fatbody and liver mass of the introduced Mediterranean gecko, Hemidactylus turcicus, in Texas. *J. Herpetol.* 21(1):74-78.
- 0817.003. Selcer, K.W. 1987. Factors affecting reproductive output of Mediterranean geckos, Hemidactylus turcicus (Sauria Gekkonidae). *Diss. Abst. Internatl. B Sci. Eng.* 47(10):4036.
- 0817.004. Selcer, K.W. 1990. Egg-size relationships in a lizard with fixed clutch size: variation in a population of the Mediterranean gecko. *Herpetologica* 46(1):15-21.
- 0819.005. Shaver, D.J. 1989. Geographic Distribution. Chelonia mydas. *Herpetol. Rev.* 20(1):14.

- 0819.006. Shaver, D.J. 1992. Life history notes: Lepidochelys kempii. Reproduction. Herpetol. Rev. 23(2):59.
- 0819.020. Shaver, D.S. and A.H. Chaney. 1989. An analysis of unhatched Kemp's Ridley sea turtle eggs. Pp. 82-89, in: Caillouet, C.W. and A.M. Landry (eds.), Proceedings of the first international symposium on Kemp's Ridley sea turtle biology, conservation and management, 260 Pp., Texas A&M Univ., Galveston.
- 0819.501. Sherbrooke, W.C. 1987. Defense head posture in horned lizards (Phrynosoma: Sauria: Iguanidae). Southwest. Nat. 32(4):512-515.
- 0819.521. Sheridan, B.S., G.R. Wilson and P.J. Weldon 1989. Aerobic bacteria from the skin of the rattlesnake, Crotalus atrox. J. Herpetol. 23(2):200-202.
- 0820.200. Shine, R. 1991. Intersexual dietary divergence and the evolution of sexual dimorphism in snakes. Am. Nat. 138(1):103-122.
- 0820.225. Sites, J.W., C.A. Porter and P. Thompson 1987. Genetic structure and chromosomal evolution in the Sceloporus grammicus complex. Natl. Geogr. Res. 3(3):343-362.
- 0820.235. Sites, J.W., P. Thompson and C.A. Porter 1988. Cascading chromosomal speciation in lizards: a second look. Pacific Sci. 42(1-2):89-104.
- 0821.305. Small, B.J. 1987. Late Triassic aetosaurs from Texas: their biostratigraphic and taxonomic significance. J. Vert. Paleontol. 7(3)(Supplement):26A.
- 0822.001. Smith, B.E., A.S. Bridegam and C.M. Garrett. 1990. Geographic Distribution: Tantilla gracilis. Herpetol. Rev. 21(2):42.
- 0822.031. Smith, D.D. 1989. A comparison of food habits of sympatric Cnemidophorus exsanguis and Cnemidophorus gularis (Lacertilia, Teiidae). Southwest. Nat. 34(3):418-420.
- 0822.041. Smith, D.D. and J.W. Campbell 1987. Glutamine synthetase in liver of the American alligator, Alligator mississippiensis. Compr. Biochem. Physiol. (B)86(4):755-762.
- 0822.051. Smith, D.D. and W.W. Milstead 1971. Stomach analysis of the crevice spiny lizard (Sceloporus poinsetti). Herpetologica 27(2):147-149.
- 0860.010. Smith, H.M., E.L. Bell, J.S. Applegarth, and D. Chiszar. 1992. Adaptive convergence in the lizard superspecies Sceloporus undulatus. Bull. Maryland Herpetol. Soc. 28(4):123-149.
- 0860.011. Smith, H.M., D. Chiszar, and W. Marmie. 1991. Peripheral variation in the lizard Sceloporus olivaceus and its hybridization with S. undulatus. Bull. Maryland Herpetol. Soc. 27(3):128-145.
- 0860.012. Smith, H.M., D. Chisar and R.B. Smith 1983. Comparison of regional taxonomic densities. Bull. Phil. Herpetol. Soc. 29:9-13.
- 0860.030. Smith, H.M. and J.R. Dixon 1987. The amphibians and reptiles of Texas: a guide to records needed for Mexico. Bull. Maryland Herpetol. Soc. 23(4):154-157.
- 0878.100. Soule, M.E. 1989. Risk analysis for the Concho water snake. Endangered Species Update 6(10):19-25.
- 0880.500. Strandhardt, B.R. 1987. New Late Cretaceous-Paleocene vertebrates and paleoenvironments in Big Bend National Park, Trans-Pecos, Texas. J. Vert. Paleontol. 7(3)(Supplement):26A.
- 0906.500. Stille, B. 1987. Dorsal scale microdermatoglyphics and rattlesnake (Crotalus and Sistrurus) phylogeny (Reptilia: Viperidae: Crotalinae). Herpetologica 43(1):98-104.
- 0968.100. Stuart, J.N. 1991. Cnemidophorus exsanguis. Cat. Am. Amphib. Rept. 516.1-516.4.
- 0974.501. Sullivan, B.K. 1989. Mating system variation in Woodhouse's toad (Bufo woodhousei). Ethology 83(1):60-68.

- 0974.502. Sullivan, B.K. 1989. Interpopulational variation in vocalizations of Bufo woodhousei. J. Herpetol. 23(4):368-373.
- 0974.520. Sullivan, B.K. and W.E. Wagner, Jr. 1988. Variation in advertisement and release calls, and social influences on calling behavior in the Gulf coast toad (Bufo valliceps). Copeia 1988(4):1014-1020.
- 0974.600. Sumida, S.S. 1987. Two different vertebral forms in the axial column of Labidosaurus (Captorhinomorpha: Captorhinidae). J. Paleontol. 61(1):155-167.
- 0974.601. Sumida, S.S. 1989. The appendicular skeleton of the Early Permian genus Labidosaurus (Reptilia, Captorhinomorpha, Captorhinidae) and the hind limb musculature of captorhinid reptiles. J. Vertebr. Paleontol. 9(3):295-313.
- 0974.602. Sumida, S.S. 1989. New information on the pectoral girdle and the vertebral column in Lupeosaurus (Reptilia, Pelycosauria). Can. J. Earth Sci. 26(7):1343-1349.
- 0974.615. Sumida, S.S. and R.E. Lombard. 1991. The atlas-axis complex in the Late Paleozoic genus Diadectes and the characteristics of the atlas-axis complex across the amphibian to amniote transition. J. Paleontol. 65(6):973-983.
- 0976.260. Sweet, S.S. and W.S. Parker. 1990. Pituophis melanoleucus (Daudin). Cat. Am. Amphib. Rept. 474.1-474.8.
- 0977.435. Tabor, S.P. and J.W. Dragoo 1977. Geographic Distribution: Masticophis flagellum testaceus. Herpetol. Rev. 18(2):41.
- 1003.500. Thireau, M. 1991. Types and historically important specimens of rattlesnakes in the Museum National d'Histoire Naturelle (Paris). Smithsonian Herpetol. Info. Serv., No. 87:1-10.
- 1027.251. Trauth, S.E. 1987. Natural nests and egg clutches of the Texas spotted whiptail, Cnemidophorus gularis gularis (Sauria: Teiidae), from northcentral Texas. Southwest. Nat. 32(2):279-281.
- 1027.252. Trauth, S.E. 1992. A new subspecies of the sixlined racerunner, Cnemidophorus sexlineatus (Sauria: Teiidae), from southern Texas. Texas J. Sci. 44(4):437-443.
- 1040.200. Upton, S.J. and C.T. McAllister 1988. The Coccidia (Apicomplexa: Eimeriidae) of Anura, with descriptions of four new species. Can. J. Zool. 66:1822-1830.
- 1040.201. Upton, S.J. and C.T. McAllister 1988. Three new species of Eimeria (Apicomplexa: Eimeriidae) from Nerodia rhombifera (Serpentes: Colubridae) from Texas. J. Protozool. 35(4):511-513.
- 1040.202. Upton, S.J., and C.T. McAllister. 1990. The Eimeria (Apicomplexa: Eimeriidae) of Serpentes, with descriptions of three new species from colubrid snakes. Can. J. Zool. 68:855-864.
- 1040.230. Upton, S.J., C.T. McAllister and P.S. Freed 1988. Eimeria turcicus n. sp. (Apicomplexa: Eimeriidae) from the Mediterranean gecko, Hemidactylus turcicus (Sauria: Gekkonidae). J. Protozool. 35(1):24-25.
- 1040.235. Upton, S.J., C.T. McAllister, P.S. Freed and S.M. Barnard 1989. Cryptosporidium spp. in wild and captive reptiles. J. Wildl. Dis. 25(1):20-30.
- 1040.240. Upton, S.J., C.T. McAllister, and S.E. Trauth. 1991. Two new species of Coccidia (Apicomplexa: Eimeriidae) from Eumeces fasciatus Sauria: Scincidae) in Arkansas, Can. J. Zool. 69:2028-2030.
- 1040.241. Upton, S.J., C.T. McAllister and S.E. Trauth. 1992. Description of the oocysts of two new species of Eimeria (Apicomplexa: Eimeriidae) from the rough earth snake Virginia

- striatula (Serpentes: Colubridae) in Texas and Arkansas. Syst. Parasit., 23:51-54.
- 1040.245. Upton, S.J., C.T. McAllister, S.E. Trauth, and D.K. Bibb. 1992. Description of two new species of coccidia (Apicomplexa: Eimeriidae) from flat-headed snakes, Tantilla gracilis (Serpentes: Colubridae) and reclassification of misnomer species within the genera Isospora and Sarcocystis from snakes. Trans. Am. Microsc. Soc. 111(1):50-60.
- 1042.181. Vance, T. 1987. Notes concerning locality data on some Texas reptiles. Herpetology 17(2):4-15.
- 1042.182. Vance, T. 1987. A literature summary regarding the occurrence of the rough green snake in Texas. Herpetology 17(2):16-18.
- 1042.183. Vance, T. 1987. Presence of an epidermal fungus on a diamondback water snake from north central Texas. Herpetology 17(2):19-21.
- 1042.184. Vance, T. 1991. Morphological variation and systematics of the green anole, Anolis carolinensis (Reptilia: Iguanidae). Bull. Maryland Herpetol. Soc. 27(2):43-89.
- 1042.195. Vance, T., F.S. Hendricks, J.R. Dixon, and H.M. Smith. 1991. The status of Cnemidophorus tigris reticuloriens Vance, 1978 (Reptilia: Lacertilia). Bull. Maryland Herpetol. Soc. 27(2):95-98.
- 1046.050. Vermersch, T. G. 1992. Lizards and turtles of South-central Texas. Eakin Press, Austin, 170 Pp.
- 1046.100. Vermersch, T.G., and R.E. Kuntz. 1987. Snakes of South-central Texas. Eakin Press, Austin 137 Pp.
- 1048.540. Wagner, W.E. Jr. 1989. Social correlates of variation in male calling behavior in Blanchard's cricket frog, Acris crepitans blanchardi. Ethology 82(1):27-45.
- 1048.541. Wagner, W.E. Jr. 1989. Graded aggressive signals in Blanchard's cricket frog: vocal responses to opponent proximity and size. Animal Behav. 38(6):1025-1038.
- 1048.548. Wagner, W.E. and B.K. Sullivan. 1992. Chorus organization in the Gulf coast toad (Bufo valliceps): male and female behavior and the opportunity for sexual selection. Copeia 1992(3):647-658.
- 1049.201. Walker, J.M. 1987. Habitat and population destruction and recovery in the parthenogenetic whiptail lizard, Cnemidophorus laredoensis (Sauria: Teiidae) in southern Texas. Tex. J. Sci. 39(1):81-88.
- 1049.202. Walker, J.M. 1987. Distribution and habitat of the parthenogenetic whiptail lizard Cnemidophorus laredoensis (Sauria: Teiidae). Am. Midl. Nat. 117(2):319-332.
- 1049.203. Walker, J.M. 1987. Distribution and habitat of a new major clone of a parthenogenetic whiptail lizard (genus Cnemidophorus) in Texas and Mexico. Tex. J. Sci. 39(4):313-334.
- 1049.210. Walker, J.M. and J.E. Cordes 1990. Whiptail lizards (genus Cnemidophorus) on ersatz substrates in southern Texas. Southwestern Nat. 35(1):89-91.
- 1049.213. Walker, J.M., R.M. Abuhteba, and J.E. Cordes. 1991. Copulation in nature between all-female Cnemidophorus laredoensis and gonochoristic Cnemidophorus gularis (Teiidae). Southwest. Nat. 36(2):242-244.
- 1049.214. Walker, J.M., R.M. Abuhteba, and J.E. Cordes. 1991. Morphological and experimental verification of hybridization between all female Cnemidophorus laredoensis B and gonochoristic Cnemidophorus gularis. (Squamata: Teiidae). Herpetologica 47(2):152-264.
- 1049.215. Walker, J.M., J.E. Cordes and R.M. Abuhteba. 1989. Geographic Distribution. Cnemidophorus sexlineatus. Herpetol. Rev. 20(1):12.
- 1049.225. Walker, J.M., J.E. Cordes and M.A. Paulissen 1987. Life History Notes:

- Cnemidophorus gularis gularis. Reproduction. Herpetol. Rev. 18(2):34-35.
- 1049.226. Walker, J.M., J.E. Cordes and M.A. Paulissen 1989. Hybrids of two parthenogenetic clonal complexes and a gonochoristic species of Cnemidophorus, and the relationship of hybridization to habitat characteristics. J. Herpetol. 23(2):119-129.
- 1049.230. Walker, J.M., J.E. Cordes, R.M. Abuhteba and M.A. Paulissen 1990. Additions to the distributional ecology of two parthenogenetic clonal complexes in the Cnemidophorus laredoensis subgroup (Sauria: Teiidae) in Texas and Mexico. Tex. J. Sci. 42(2):129-135.
- 1049.234. Walker, J.M., W.C. Guest, J.E. Cordes and M.A. Paulissen 1989. Morphological and chromosomal evidence of hybridization between all-female Cnemidophorus laredoensis and gonochoristic Cnemidophorus gularis. Copeia 1989(4):1059-1064.
- 1049.245. Walker, J.M., J.E. Cordes, J.F. Scudday, R.V. Kilambi, and C.C. Cohn. 1991. Activity, temperature, age, size, and reproduction in the parthenogenetic whiptail lizard Cnemidophorus dixoni in the Chinati Mountains in Trans-Pecos Texas. Am. Midl. Nat. 126(2):256-268.
- 1049.250. Walker, J.M., S.E. Trauth, J.M. Britton and J.E. Cordes 1986. Burrows of the parthenogenetic whiptail lizard Cnemidophorus laredoensis (Teiidae) in Webb Co., Texas. Southwest. Nat. 31(3):408-410.
- 1050.165. Ward, R., C.J. Rutledge and E.G. Zimmerman 1987. Genetic variation and population subdivision in the cricket frog Acris crepitans. Biochem. Syst. Ecol. 15(3):377-384.
- 1050.169. Ward, R., E.G. Zimmerman, and T.L. King. 1990. Multivariate analyses of terrestrial reptile distribution in Texas: an alternate view. Southwest. Nat. 35(4):441-445.
- 1050.500. Warwick, C. 1989. Atrocity, Texas. BBC (British Broadcast Corp.) Wildl. 7(8):508-513.
- 1050.501. Warwick, C. 1990. Crocodilian slaughter methods, with special reference to spinal cord severance. Tex. J. Sci. 42(2):191-198.
- 1061.120. Webb, R.G. 1988. Type and type locality of Sceloporus poinsettii Baird and Girard (Sauria: Iguanidae). Tex. J. Sci. 40(4):407-415.
- 1061.121. Webb, R.G. 1990. Description of a new subspecies of Bogertophis subocularis (Brown) from northern Mexico (Serpentes: Colubridae). Tex. J. Sci. 42(3):227-241. 1061.122.
- Webb, R.G. 1990. Trionyx Geoffroy Saint-Hilaire. Cat. Am. Amphib. Rept. 487.1-487.7.
- 1063.300. Weir, J. 1992. Bogertophis subocularis, the Trans-Pecos rat snake - natural history, captive care, and reproductive biology. Herpetile 17(1):28-38.
- 1063.510. Weldon, P.J. and D.B. Fagre. 1989. Responses of canids to scent gland secretions of the western diamondback rattlesnake (Crotalus atrox). J. Chem. Ecol. 15(5):1589-1604.
- 1063.520. Weldon, P.J. and H.W. Sampson 1988. The gular glands of Alligator mississippiensis: histology and preliminary analysis of lipoidal secretions. Copeia 1988(1):80-86.
- 1063.530. Weldon, P.J., H.A. Lloyd and M.S. Blum. 1990. Glycerol monoethers in the scent gland secretions of the western diamondback rattlesnake (Crotalus atrox; Serpentes, Crotalinae). Experientia 46:774-775.
- 1063.540. Weldon, P.J., A. Shafagati and J.W. Wheeler 1987. Lipids in the gular gland secretion of the American alligator (Alligator mississippiensis). Z Naturforsch Sect C Biosci 42(11-12):345-349.
- 1071.100. Werner, F. 1922. Synopsis der schlangenfamilien der Amblycephaliden und Viperiden. Archiv. fur Naturgeschichte 88(A):185-244.
- 1071.750. Westgate, J.W. 1989. Lower vertebrates from an estuarine facies of the Middle Eocene Laredo Formation (Claiborne Group), Webb County Texas. J. Vertebr.

- Paleontol. 9(3):282-284.
- 1071.800. Whistler, R.G. 1989. Kemp's Ridley sea turtle strandings along the Texas coast 1983-1985. Pp. 43-50, in: Caillouet, C.W. and A.M. Landry (eds.), Proceedings of the first international symposium on Kemp's Ridley sea turtle biology, conservation and management, 260 Pp., Texas A&M Univ., Galveston.
- 1072.100. White, D.H. and A.J. Krynskiy 1986. Wildlife in some areas of New Mexico and Texas accumulate elevated DDE residues, 1983. Arch. Environ. Contam. Toxicol. 15(2):147-157.
- 1072.110. Whitehurst, P.H. and B.A. Pierce 1991. The relationship between allozyme variation and life history traits of the spotted chorus frog, Pseudacris clarkii. Copeia 1991(4):1032-1039.
- 1072.115. Whiting, M.J., J.C. Godwin and M.K. Coldren. 1991. Life history notes. Cnemidophorus sexlineatus and Cophosaurus texanus. Spider Predation. Herpetol. Rev. 22(2):58.
- 1072.125. Whiting, R.M., Jr., R.R. Fleet and V.A. Rakowitz 1987. Herpetofauna in loblolly and shortleaf pine stands of east Texas. USFS Gen. Texh. Rep. SO No. 68:39-48.
- 1072.165. Wibbels, T., Y.A. Morris, D.W. Owens, G.W. G.A. Dienberg, J. Noell, J.K. Leong, R.E. King, and R. Marquez-Millan. 1989. Predicted sex ratios from the international Kemp's Ridley sea turtle head start research project. Pp. 77-81, in: Caillouet, C.W. and A.M. Landry (eds.), Proceedings of the first international symposium on Kemp's Ridley sea turtle biology, conservation and management, 260 Pp., Texas A&M Univ., Galveston.
- 1072.160. Wibbels, T., F.C. Killebrew, and D. Crews. 1991. Sex determination in Cagle's map turtle: implication for evolution, development and conservation. Can. J. Zool. 69(10):2693-2396.
- 1081.175. Wiens, J.J. and T.A. Titus. 1991. A phylogenetic analysis of Spea (Anura: Pelobatidae). Herpetologica 47(1):21-28.
- 1081.180. Wilson, R.V., and G.R. Zug. 1991. Lepidochelys kempii. Cat. Am. Amphib. Rept. 509.1-509.8.
- 1081.185. Winkler, D.A. 1987. Vertebrate-bearing Eolian Unit from the Ogallala Group (Miocene) in northwestern Texas. Geology (Boulder) 15(8):705-708.
- 1081.187. Winkler, D.A. and P.A. Murry 1989. Paleoecology and hysilophodontid behavior at the Proctor Lake dinosaur locality (Early Cretaceous), Texas. Geol. Soc. Am. Spec. Pap. (Reg. Stud.) No. 238:55-61.
- 1081.190. Winkler, D.A., L.L. Jacobs, J.R. Branch, P.A. Murry, W.R. Downs and P. Trudell 1988. The Proctor Lake dinosaur locality, Lower Cretaceous of Texas. Hunteria 2(5):1-8.
- 1084.160. Wood, J.R. and F.E. Wood. 1989. Captive-rearing and breeding Kemp's Ridley sea turtle at Caiman Island Turtle Farm (1983) LTD. Pp. 237-246, in: Caillouet, C.W. and A.M. Landry (eds.), Proceedings of the first international symposium on Kemp's Ridley sea turtle biology, conservation and management, 260 Pp., Texas A&M Univ., Galveston.
- 1100.080. Zug, G.R. 1986. Sternotherus Gray. Cat. Am. Amphib. Rept. 397.1-397.3.



0
66
LPT

**BIOGRAPHICAL SKETCH AND BIBLIOGRAPHY
OF
WILFRED T. NEILL**



**ERNEST LINER¹, C. J. MCCOY²
& DAVID L. AUTH³**

¹Houma, Louisiana

²Carnegie Museum of Natural History

³Florida Museum of Natural History



**SMITHSONIAN
HERPETOLOGICAL INFORMATION
SERVICE
NO. 95**

1993

**SMITHSONIAN
HERPETOLOGICAL
INFORMATION
SERVICE**

The SHIS series publishes and distributes translations, bibliographies, indices, and similar items judged useful to individuals interested in the biology of amphibians and reptiles, but unlikely to be published in the normal technical journals. Single copies are distributed free to interested individuals. Libraries, herpetological associations, and research laboratories are invited to exchange their publications with the Division of Amphibians and Reptiles.

We wish to encourage individuals to share their bibliographies, translations, etc. with other herpetologists through the SHIS series. If you have such items please contact George Zug for instructions on preparation and submission. Contributors receive 50 free copies.

Please address all requests for copies and inquiries to George Zug, Division of Amphibians and Reptiles, National Museum of Natural History, Smithsonian Institution, Washington DC 20560 USA. Please include a self-addressed mailing label with requests.

INTRODUCTION

Although his last scientific publication in a herpetological journal appeared more than 25 years ago, the name of Wilfred T. Neill will be familiar to students of amphibians and reptiles. Over a span of twenty-six years (1940-1966), Neill was a voluminous contributor to the major herpetological journals (*Copeia*, *Herpetologica*), to many regional journals, and to his "own" **Publications of the Research Division of Ross Allen's Reptile Institute**. Moreover, Neill published many works in anthropology, mainly dealing with the native Indians of southeastern United States. In addition to this flood of scholarly writing, which included several books, Neill wrote hundreds of nature notes for a wide variety of popular outlets including the magazine **Florida Wildlife** and many newspapers.

This massive publication record has never been completely chronicled. The authors of this bibliography independently started compiling bibliographies of Neill's writings. When we discovered our mutual interest we pooled our respective lists and learned to our surprise that Neill was more prolific than any of us suspected. As a result, we decided to prepare a complete bibliography, not just a herpetological bibliography. In an earlier list prepared by Neill he included abstracts of his works from **Biological Abstracts**; these are not included. Also we have not included the various reprintings of booklets for Ross Allen's Reptile Institute, unless they were revised editions.

Neill wrote a weekly column for the 38th Bomb Group Newspaper, 5th Air Force called "Know Your Guinea" in 1943-1944 and "Around the Philippines" in 1945, while he was in military service. In 1950, 1951, and 1952, he supplied weekly drawings with captions called "Creatures in the Wild", which according to him ran in 120 Florida newspapers. Some articles included in "Creatures in the Wild" are articles on the diamondback rattlesnake, coral snake, cottonmouth, canebrake rattlesnake, copperhead, pigmy rattlesnake, alligators, American crocodile, wildcat, armadillo, blind lizard, Florida panther, black widow spider, ivory billed woodpecker, jaguarundi, king snake, alligator snapping turtle, Audubon's caracara, soft-shelled turtle, saltwater snakes, Key deer, Florida manatee, coachwhip, black snake, garter snake, Everglades ratsnake, red ratsnake, boa constrictor, woodchuck, tegu lizard, Allen secures rare specimens, Allen milks deadly bushmaster, raccoon, fox squirrel, toucan, bats, horned toads, jerboa marsupial, porcupine, tiger salamander, and horned owl. Possibly Neill got his artistic talent from his uncle, John R. Neill, a famous illustrator of books and magazines from the first half of this century, who is probably best known for having illustrated 35 of the Oz books beginning with the second in 1904.

In 1974, he wrote a weekly column on early life in Florida called "Pioneer Past" for the Pasco-Hernando edition of the St. Petersburg Times. Although these are noteworthy, and a credit to his productivity, they are not included in this bibliography and no effort has been made to trace them.

From what we have learned in gathering this bibliography Neill authored or co-authored about 272 papers and books, not including the numerous newspaper articles. He authored 165 papers and books alone, another 98 with E. Ross Allen and ten with other authors. Herpetological articles (186) account for the major part of this total followed by anthropology (35), mammalogy (25), ornithology (7), ichthyology (4), biogeography (2), invertebrates (2), botany (2), book reviews (2), and general (7). Some of these publications could be classified into two or more categories but for simplicity we have placed them only in one so as not to distort the figures. In the herpetological area, he published 127 papers and books alone, 56 with Allen, and 3 with other authors for a total of 186.

A diligent search of libraries and standard bibliographic sources including the interlibrary loan system has failed to produce any information on whether three historical novels, **Wildcat in the West**, **Birdwoman's Real Story**, **Quanna Parker's Magic Button**, he supposedly had written were published or copyrighted. In the absence of any hard evidence that they actually were published, they are not included in this bibliography.

During the National Library week of April 16-22, 1967 Neill was honored along with five other authors in New Port Richey, Florida. In October, 1974, The Pasco Times had a week-long series on the history of the New Port Richey area in celebration of the city's 50th birthday, written by Neill, and concluded the series with a special edition of The Pasco Times.

Neill described twelve taxa alone and two with E. Ross Allen. Of these fourteen taxa five are still recognized, the other seven being placed in synonymy (see Table I). Of the five taxa still recognized three have been listed by Florida (**Rare and Endangered Biota of Florida Volume III. Amphibians and Reptiles**, ed. by Paul E. Moler, 1992) as threatened, rare (*Amphiura pholeter*); status undetermined and a candidate for listing at the Federal level (*Pseudobranchius striatus lustricolus*); and status undetermined (*Farancia erythrogramma seminola*). Two taxa were named for him and are still recognized (see Table II).

TABLE I

 Taxa named by Neill and their present status

- Hyla phaeocrypta ogechiensis Neill, 1948 = Hyla avivoca
 Viosca, 1928
- Lampropeltis getulus goini Neill & Allen, 1949 = Lampropeltis
g. getula (Linnaeus, 1766) X Lampropeltis g. floridana
 Blanchard, 1919
- Plethodon glutinosus grobmani Allen & Neill, 1949 = Plethodon
grobmani Allen & Neill, 1949
- Elaphe obsoleta rossalleni Neill, 1949 = Elaphe o. rossalleni
 Neill, 1949
- Desmognathus perlapsus Neill, 1950 = Desmognathus ochrophaeus
 Cope, 1859
- Desmognathus fuscus carri Neill, 1951 = Desmognathus
auriculatus (Holbrook, 1838)
- Pseudobranchus striatus lustricolus Neill, 1951 =
Pseudobranchus s. lustricolus Neill, 1951
- Nyctimystes loveridgei Neill, 1954 = Litoria genimaculata
 (Horst, 1883)
- Natrix septemvittata mabila Neill, 1963 = Regina
septemvittata (Say, 1825)
- Amphiuma pholeter Neill, 1964 = Amphiuma pholeter Neill, 1964
- Farancia erytrogramma seminola Neill, 1964 = Farancia e.
seminola Neill, 1964
- Syrrhophus leprus cholorum Neill, 1965 = Eleutherodactylus
leprus (Cope, 1879)
- Ficimia publia wolffsohni Neill, 1965 = Ficimia publia Cope,
 1866
- Kinosternon mopanum Neill, 1965 = Kinosternon l. leucostomum
 (Dumeril & Bibron, in Dumeril & Dumeril, 1851)

TABLE II

Taxa named after Wilfred T. Neill and their present status

Tantilla relicta neilli Telford, 1966 = Tantilla relicta neilli Telford, 1966

Sibon neilli Henderson, Hoeyers & Wilson, 1977 = Sibon sanniola neilli Henderson, Hoeyers & Wilson, 1977

In 1991 a very appropriate paper by one of the authors (Auth) was published in the **Gainesville Herpetological Society Newsletter**, VII (8): 9-15. It is reproduced here in its entirety with slight changes.

WILFRED T. NEILL - FLORIDA'S
PREMIER HERPETOLOGIST

by David L. Auth

One could get into quite a lively discussion trying to decide who has contributed most to our knowledge of Florida amphibians and reptiles. Some people who come to mind, Archie Carr, Coleman Goin, and Walter Auffenberg, have contributed mightily, but entered other areas of major interest: sea turtles, Colombian amphibians and textbook writing, and tortoises and varanid lizards, respectively. Ross Allen certainly educated and entertained thousands of people with his showmanship, lectures, and publications (he published over 130 articles and papers as author or coauthor). Nonetheless, I believe Wilfred T. Neill qualifies for the title of Florida's premier herpetologist, contributing 143 papers and articles on Southeastern U. S. herpetology, with emphasis on Florida and Georgia. Overall, he wrote over 235 papers and articles, five scientific books, several historical novels, and approximately 800 newspaper articles.

Wilfred T. Neill was born in Augusta, Georgia on January 12, 1922. A true Georgia native, he did not really leave the state until the age of 28. He went to high school in Augusta and received his Bachelor of Science degree from the University of Georgia in Athens in May, 1941, at the age of 19. His first herpetological note, on Eumeces

egregius in Georgia, was published in *Copeia* in 1940. One of his first jobs was teaching German and zoology at Augusta Junior College. He traveled to Indonesia during summer break, learning one of the local languages. This early interest eventually resulted in his book **20th Century Indonesia**, published by Columbia University Press in 1973. In it Neill discussed the natural, political, social, and religious history of the country.

World War II interrupted Neill's teaching responsibilities. He joined the Army Air Corps and served from 1942 to 1945, in Indonesia, Luzon, New Guinea, and Okinawa. "I really enjoyed myself during the war!" Wilfred said recently in an interview. He managed to do some collecting, as the herps from Lingayan, Luzon, in the Florida Museum of Natural History's collection attest. The ERA-WTN Collection of Ensil Ross Allen and Wilfred Trammel Neill, assembled mostly by Neill over many years, was sold in part to Rutgers University and later transferred to the American Museum of Natural History (Gloyd & Conant, 1990). Although he was based in Florida from 1949 until now, Neill's experiences during military service greatly broadened his perspective, as foreign travel has done for many biologists.

Neill returned to Augusta after the war, teaching at Richmond Academy during 1946 and 1947. This military school was allied both physically and administratively with Augusta Junior College, to which Neill returned during 1947 to 1949, rising to the rank of professor of zoology. By the time he was hired by Ross Allen in 1949, Neill had already published thirty papers, in *Copeia* and *Herpetologica*, the two major herpetological journals in the United States.

In 1929, Ross Allen moved to Silver Springs, Florida, from Winter Haven and in 1931, with two partners, started a "reptile institute" at one of the most beautiful and biologically alive places on earth, the head springs of the Silver River east of Ocala. Allen was a handsome, muscular, energetic 24 years old (Neill was 10 at the time). By 1933, Allen became the sole manager of the business, but he continued to lease the land from one of his partners and never owned the institute which bore his name. Before World War II, Allen made his money through collecting and selling amphibians and reptiles and extracting snake venom. Although the public was admitted for a token fee, the institute was for many years a working affair rather than a tourist attraction. During World War

II, 72,000 poisonous snakes of twenty-seven different varieties were milked at "Ross Allen's Reptile Institute, Inc.," supplying 90 percent of all the venom used to produce antivenin for U. S. troops (Neill, 1950). To keep pace with changing times after the war, Allen converted part of the institute into a tourist attraction, with caged reptile exhibits, venom extraction shows, alligator shows, a mock-up of a Seminole Indian village, and a gift shop. He became a showman, lecturer, movie actor, and technical adviser to movie makers. The product-oriented work of the institute, including the venom extraction and the research, went on behind the scenes. The sale of the venom and gift shop curios, the admission fees, and Allen's other pursuits paid for the research effort.

Wilfred began buying reptiles from Ross Allen in 1932 and later, still a boy, "accompanied him on expeditions" (Neill, 1950). In 1949 Allen formed a research division at the institute. Always worrying about his lack of formal education, he hired the 28-year old Neill to be his research director. Neill brought an academic scientific expertise and additional writing and artistic skills to the operation, freeing Allen from some of his responsibilities. It was a professional relationship which would last fourteen years and have a profound impact on Florida herpetology.

Neill stayed mainly behind the scenes at the institute, maintaining the research animals, many at his home, collecting, writing, and developing academic ties, first with faculty and graduate students at the University of Florida and then more broadly, as President of the S. E. Division of the American Society of Ichthyologists and Herpetologists. He married in 1951, and his wife and he had one son, but the marriage soon ended in divorce. Wilfred never remarried. He published at least 91 articles and papers with Ross Allen from 1949 to 1962, an additional 91 on his own, and six with other authors, making this his most productive period herpetologically. Many young people visited, worked, and studied at the reptile institute. Neill instituted a seminar program with faculty and graduate students from the Biology Department at the University of Florida, including Archie Carr, Coleman Goin, and James Oliver. Interested parties would alternate seminars at the Biology Department in Gainesville and at Silver Springs. Partially as a result of these experiences at the institute, academic interest in herpetology blossomed. Neill became a mentor for many people during these years and for some time afterward.

In 1950, Neill started drawing wildlife cartoons for a local newspaper. Telling the story of Florida's reptiles and other life forms, these cartoons were quickly picked up by another 54 newspapers. Starting in 1950 and ending in 1968, Allen and Neill wrote over 60 articles on Florida's vertebrates in **Florida Wildlife**, the popular magazine of the Florida Game and Fresh Water Fish Commission. These two men did more to educate Floridians about reptiles than anyone to this day. No one has adequately filled the void since Allen's death and Neill's retirement (Wilfred now lives at the Lakeland Health Care Center in Lakeland, Florida), to the great detriment of Florida's herpetofauna.

Soon after arriving at the institute, Neill developed an additional academic interest in anthropology, sparked by the Seminole Indians and their village re-creation and enhanced by Wilfred's friendship with Ripley P. Bullen, Curator of Anthropology at the Florida State Museum. Starting in 1952, Neill wrote 20 anthropological papers and later, two books: **Reptiles and Amphibians in the Service of Man** (1974) and **Archeology and a Science of Man** (1978). He also became President of the Florida Anthropological society and organized anthropology and herpetology conferences at Silver Springs and Rainbow Springs.

Ross Allen first visited British Honduras (Belize) in 1937. Something about the country must have intrigued him, for in 1957 he initiated a series of five collecting trips to Belize, resulting in over 1,500 specimens added to the ERA-WTN Collection and another 12 papers written primarily by Neill between 1959 and 1965. The crew on the 1959 trip included ten people in addition to Allen and Neill. K. P. Schmidt's 1941 herptile list for the country was considerably expanded. The process continues to this day, with C. J. McCoy, Curator of Herpetology at the Carnegie Museum, working on revisions to the known herpetofauna of Belize.

Neill was the classic field naturalist and collector. He knew Florida habitats better than anyone in the state, and remembered where he found each specimen, as well as each individual's color pattern and external morphology. (He had a "photographic memory"). He described at least four new species and ten new subspecies of amphibians and reptiles, some of which are still considered valid. He carried a mattock (a heavy, pick-like hand tool with flattened blades), which he used to tear apart fallen logs.

Wilfred had quite a droll sense of humor. On field trips he would sometimes predict the presence of a specific species under a specific log, and find the species after a bit of ripping with his mattock. Some of his companions wondered whether he salted the site beforehand. During his graduate school days (see below), he would hand a fellow student a pickled Crotalis durissus or whatever from British Guiana (Guyana) and say "Look what I found in Polk County!" He fooled quite a few members of the younger generation with the ERA-WTN Collection. During his anthropological studies, Neill learned how to quickly fashion fluted points by the same method the native peoples used, by hitting one rock against another (Neill, 1952). One time a member of the Anthropology Department at the Florida State Museum had to perform a "patina test" on some Neill finds, to prove their antiquity was not quite what the discoverer professed!

Allen and Neill had a falling out in 1962 during the Belize period, resulting in Neill's permanently leaving Silver Springs and moving to New Port Richey, where he cared for his retired parents. Neill's financial status has been rather poor ever since. He worked in a gas station, but still managed to publish five papers in 1963.

In January of 1964 at the urging of Walter Auffenberg, the new Curator of Herpetology at the Florida State Museum, Wilfred, then 43 years old, moved to Gainesville to work in the Seagle Building in downtown Gainesville, identifying and cataloguing amphibians and reptiles. He soon decided to enter graduate school at the University of Florida, enrolling in the spring term to start work on his doctorate in zoology. 1964 was to be another productive year, with nine papers published, including the still standard work, "Taxonomy, Natural History, and Zoogeography of the Rainbow Snake, Farancia erytrogramma (Palisot de Beauvois)."

One day in the fall of 1964, after working in the Ichthyology Collection with Dr. Carter Gilbert, Wilfred abruptly disappeared and returned to New Port Richey. By the end of 1964, he had written or coauthored 228 articles and papers and had a long-standing regional reputation. Forced to take the standard class schedule of a beginning graduate student, Neill simply could not tolerate the major demotion in status. The zoology department waived the requirement for a research project for the Ph.D., but demanded Wilfred take the usual classes. In addition, Neill chose Pierce Brodkorb, with whom he had copublished a paper back in 1956, as his major professor. Neill and

Brodkorb soon developed a significant personality clash. In the view of Carl Gans, who was doing postdoctoral work at the Florida State Museum at the time and who presently is one of the most renowned herpetologists in the United States, it is a great sorrow that Neill was not quickly awarded his doctorate based on his proven productivity and obvious contributions to herpetology, rather than being forced to temporarily bottle up more than twenty years of independent thought. He could have secured a decent academic position, rather than returning to New Port Richey. Whether Wilfred would have fit into the quickly changing academic scene, with its new requirements for statistical data analysis and decreasing emphasis on descriptive biology, will never be known.

I will not detail Neill's life after leaving Gainesville, other than to briefly describe his continued productivity. During the years between 1965 and 1978, he wrote five books, including the classic **The Last of the Ruling Reptiles: Alligators, Crocodiles, and Their Kin** (1971). One book he wanted to write but never got to was "David in China," about the discoverer of the Chinese giant salamander, Andrias davidianus. Although his writing of scientific papers declined after 1966, he started writing for the Pasco-Hernando Edition of the St. Petersburg Times, creating a weekly column about early life in Florida called "Pioneer Past." He taught night classes at Pasco-Hernando Junior College in New Port Richey. And for a change of pace, he wrote several historical novels about the lives of western Indians, including **Wildcat in the West**, **Birdwoman's Real Story**, and **Quanna Parker's Magic Button**.

Wilfred T. Neill's contributions to Southeastern herpetology have been recognized by the scientific community, most recently in the introductions of Ray and Pat Ashton's three books on Florida's amphibians and reptiles. Kraig Adler plans to include Wilfred in his second volume on Contributions to the History of Herpetology, to be published eventually by the Society for the Study of Amphibians and Reptiles. But, to my knowledge, this present article, only a thumbnail sketch, represents the most extensive description of the breath of Neill's accomplishments. In the public's memory, he was largely overshadowed by Ross Allen. His scientific contributions have not been fully recognized, both because of his personality and because Ross Allen's Reptile Institute was a tourist attraction as well as a research facility. Neill's longer papers, especially "Historical

Biogeography of Present-day Florida" (1957) and "The Occurrence of Amphibians and Reptiles in Saltwater Areas, and a Bibliography" (1958), are still cited extensively and represent synthetic works ahead of their time.

Since I discovered last year that, contrary to a rumor circulated among herpetologists for many years, Wilfred was not dead, he has had visits by myself, Fred Antonio, Ray Ashton, and Paul Moler and would like to talk with others interested in Florida herpetology. Call first to let him know you are coming.

Bibliography

- Gloyd, H. K., and R. Conant. 1990. Snakes of the Agkistrodon complex, a monographic review. SSAR. 614 pp.
- Neill, W. T. 1940. Eumeces egregius in Georgia. Copeia 1940(2):266.
- . 1950. Ross Allen's Reptile Institute, Silver Springs, Florida. Published privately by the Institute. 32 pp.
- . 1952. The manufacture of fluted points. Fla. Anthropologist V(1-2):9-16.
- . 1957. Historical biogeography of present-day Florida. Bull. Fla. State Mus. Biol. Sci. Ser. 2:175-220.
- . 1958. The occurrence of amphibians and reptiles in saltwater areas, and a bibliography. Bull. Marine Sci. Gulf and Caribbean 8:1-97.
- . 1964. Taxonomy, natural history, and zoogeography of the rainbow snake, Farancia erytrogramma (Palisot de Beauvois). Amer. Mid. Nat. 71(2):257-295.
- . 1969. The Geography of Life. Columbia Univ. Press. N.Y. 480 pp.
- . 1971. The Last of the Ruling Reptiles: Alligators, Crocodiles, and Their Kin. Columbia Univ. Press. N. Y. 486 pp.
- . 1973. 20th Century Indonesia. Columbia Univ. Press. N.Y. 413 pp.
- . 1974. Reptiles and Amphibians in the Service of Man. Pegasus: Div. of Bobbs-Merrill Co., Inc. N. Y. 248 pp.
- . 1978. Archeology and A Science of Man. Columbia Univ. Press. N.Y. 321 pp.
- , H. J. Gut, and P. Brodkorb. 1956. Animal remains from four preceramic sites in Florida. Amer. Antiquity pp. 383-395.

March 8, 1991

ACKNOWLEDGEMENTS

We would like to express our appreciation to Kraig Adler, Ronn Altig, Ray Ashton, I. Lehr Brisbin, Jr., Charles C. Carpenter, C. Kenneth Dodd, Jr., William H. Gleason, Victor H. Hutchinson, Roy McDiarmid, Paul E. Moler, Douglas A. Rossman and Francis Rose for discussing this project, looking up references and other courtesies. "Bill" Gleason worked with E. Ross Allen and Neill and supplied Liner with much material on them. Ms. Joyce Allyn of Great Outdoors Publishing Co. of St. Petersburg, Fla. contributed in clarifying some dates and titles published by them. Drs. James B. Richardson III and David R. Watters provided access to library materials in the Division of Anthropology, Carnegie Museum of Natural History. Dr. William T. Hagen of the History Department, University of Oklahoma was consulted regarding the historical novels. Ms. Melissa Tuttle provided access to the facilities of the Western History Collection of the University of Oklahoma. Ms. Melissa Kramer and Ms. Margaret Shaffer of the Terrebonne Parish Public Library system, Houma, La. was helpful in checking some library sources. The St. Petersburg Times, St. Petersburg, Fla. provided some helpful information. The Gainesville Herpetological Society granted permission to reproduce Auth's paper.

BIBLIOGRAPHY OF WILFRED T. NEILL

- Neill, Wilfred T. 1940. Eumeces egregius in Georgia. Copeia 1940: 266.
- . 1941. Notes on pine snakes from Georgia and South Carolina. Copeia 1941: 56.
- . 1941. A collection of salamanders from Georgia. Copeia 1941: 177.
- . 1941. A dicephalic queen snake. Copeia 1941: 266.
- . 1941. A case of albinism in Diadophis p. punctatus. Copeia 1941: 266.
- . 1946. Notes on Crocodylus novae-guineae. Copeia 1946: 17-20.
- . 1946. An autophagous lizard. Copeia 1946: 104.
- . 1946. Notes on banded water snakes from Georgia. Copeia 1946: 255-256.
- . 1946. An unusual habitat for frogs and lizards. Copeia 1946: 258.
- . 1947. Size and habits of the cottonmouth moccasin. Herpetologica 3: 203-205.

- . 1947. Rana grylio in South Carolina. Copeia 1947: 206.
- . 1947. Notes on Georgia snakes of the genus Elaphe. Copeia 1947: 207-208.
- . 1947. Range of Pituophis m. melanoleucus restricted. Herpetologica 4: 29-30.
- . 1947. Doubtful type localities in South Carolina. Herpetologica 4: 75-76.
- . 1947. A collection of amphibians from Georgia. Copeia 1947: 271-272.
- . 1948. Hibernation of amphibians and reptiles in Richmond County, Georgia. Herpetologica 4: 107-114.
- . 1948. Use of scent glands by prenatal Sternotherus minor. Herpetologica 4: 148.
- . 1948. The lizards of Georgia. Herpetologica 4: 153-158.
- . 1948. Spiders preying on reptiles and amphibians. Herpetologica 4: 158.
- . 1948. Odor of young box turtles. Copeia 1948: 130.
- . 1948. Salamanders of the genus Pseudotriton from Georgia and South Carolina. Copeia 1948: 134-136.
- . 1948. Extra-uterine embryos in snakes. Copeia 1948: 139.
- . 1948. The yellow tail of juvenile copperheads. Herpetologica 4: 161.
- . 1948. Unusual behavior of Storeria dekayi dekayi in Georgia. Herpetologica 4: 163.
- . 1948. A new subspecies of tree-frog from Georgia and South Carolina. Herpetologica 4: 175-179.
- . 1948. The musk turtles of Georgia. Herpetologica 4: 181-183.
- . 1948. The status of the salamander Desmognathus quadramaculatus amphileucus. Copeia 1948: 218.
- . 1948. An unusual variant of Plethodon glutinosus in South Carolina. Copeia 1948: 247-251.
- . 1949. The distribution of milk snakes in Georgia. Herpetologica 5: 8.
- . 1949. Juveniles of Siren lacertina and S. i. intermedia. Herpetologica 5: 19-20.
- . 1949. A series of Manculus from Georgia. Herpetologica 5: 29-30.
- . 1949. Hybrid toads in Georgia. Herpetologica 5: 30-32.
- . 1949. The status of Hyla flavigula. Copeia 1949: 78.
- . 1949. A new subspecies of rat snake (genus Elaphe), and notes on related forms. Herpetologica 5, (Suppl. 2): 1-12. Coastal Plain of Georgia. The Oriole 14: 11.
- . 1949. Forms of Ophisaurus in the southeastern United States. Herpetologica 5: 97-100.
- . 1949. The status of Baird's chorus-frog. Copeia 1949: 227-228.

- . 1949. Two cases of snake bite in New Guinea. *Copeia* 1949: 228-229.
- . 1949. A checklist of the amphibians and reptiles of Georgia. Ross Allen's Reptile Inst., Silver Springs, Florida 4 pp.
- . 1949. Little blue herons breeding in the juvenile plumage. *The Oriole* 14: 17-18.
- . 1949. Head bobbing, a widespread habit of snakes. *Herpetologica* 5: 114-115.
- . 1949. Ross Allen's Reptile Institute at Florida's Silver Springs. Ross Allen's Reptile Inst., Silver Springs, Florida 24 pp.
- . 1949. Increased rate of ecdysis in injured snakes. *Herpetologica* 5: 115-116.
- . 1950. Taxonomy, nomenclature, and distribution of southeastern cricket frogs, genus Acris. *Amer. Midl. Nat.* 43: 152-156.
- . 1950. Ontogenetic changes in the coloration of the snake Cemophora coccinea. *Copeia* 1950: 62.
- . 1950. How to preserve reptiles and amphibians for scientific study. *Spec. Publ., Ross Allen's Reptile Inst., Silver Springs, Florida* (2): 1-15.
- . 1950. The status of the Florida brown snake, Storeria victa. *Copeia* 1950: 155-156.
- . 1950. An estivating bowfin. *Copeia* 1950: 240.
- . 1950. A new species of salamander, genus Desmognathus, from Georgia. *Publ. Research Div., Ross Allen's Reptile Inst., Silver Springs, Florida* 1: 1-6.
- . 1950. Reptiles and amphibians in urban areas of Georgia. *Herpetologica* 6: 113-116.
- . 1950. A channel catfish with a forked barbel. *Copeia* 1950: 317.
- . 1950. Ross Allen's Reptile Institute. Ross Allen's Reptile Inst., Silver Springs, Florida. 32 pp.
- . 1951. Amphibians and reptiles of a fifteen-acre tract in Georgia. *Amer. Midl. Nat.* 45: 241-244.
- . 1951. A bromeliad herpetofauna in Florida. *Ecology* 32: 140-143.
- . 1951. The taxonomy of North American soft-shelled turtles, genus Amyda. *Publ. Research Div., Ross Allen's Reptile Inst., Silver Springs, Florida* 1: 7-24.
- . 1951. Herpetology and nature training school at Silver Springs, Florida. Ross Allen's Reptile Inst., Silver Springs, Florida
- . 1951. A new subspecies of dusky salamander, genus Desmognathus, from south-central Florida. *Publ. Research Div., Ross Allen's Reptile Inst., Silver Springs, Florida* 1: 25-38.

- . 1951. A new subspecies of salamander, genus Pseudobranchus, from the Gulf Hammock region of Florida. Publ. Research Div., Ross Allen's Reptile Inst., Silver Springs, Florida 1: 39-46.
- . 1951. The eyes of the worm lizard, and notes on the habits of the species. Copeia 1951: 177-178.
- . 1951. Notes on the natural history of certain North American snakes. Publ. Research Div., Ross Allen's Reptile Inst., Silver Springs, Florida 1: 47-60.
- . 1951. Florida's air-plants and their inhabitants. Florida Nat. 24: 61-66.
- . 1951. Notes on the role of crawfishes in the ecology of reptiles, amphibians, and fishes. Ecology 32: 764-766.
- . 1951. The type locality of the Mediterranean gecko, Hemidactylus t. turcicus (Linnaeus). Copeia 1951: 311.
- . 1952. Florida's Seminole Indians. Forward by E. Ross Allen. Ross Allen's Reptile Inst., Silver Springs, Florida. 81 pp.
- . 1952. The reptiles of Florida. Part 1. Florida Nat. 25: 11-16.
- . 1952. Hoary bat in a squirrel's nest. J. Mammal. 33: 113.
- . 1952. The spread of the armadillo in Florida. Ecology 33: 282-284.
- . 1952. The manufacture of fluted points. Florida Anthropol. 5: 9-16.
- . 1952. The pygmy rattlesnake, Sistrurus miliarius barbouri, in southwestern Florida. Copeia 1952: 48.
- . 1952. New records of Rana virgatipes and Rana grylio in Georgia and South Carolina. Copeia 1952: 194-195.
- . 1952. Remarks on salamander voices. Copeia 1952: 195-196.
- . 1952. Burrowing habits of Hyla gratiosa. Copeia 1952: 196.
- . 1952. Unusual rattles from Silver Springs, Florida. Florida Anthropol. 5: 33-35.
- . 1953. Dugouts of the Mikasuki Seminole. Florida Anthropol. 6: 77-84.
- . 1953. Notes on the supposed association of artifacts and extinct vertebrates in Flagler County, Florida. Amer. Antiquity 19: 170-171.
- . 1953. A Florida specimen of LeConte's lump-nosed bat. J. Mammal. 34: 382.
- . 1953. Two erythristic racoons from Florida. J. Mammal. 34: 500.
- . 1954. Evidence of venom in snakes of the genera Alsophis and Rhadinaea. Copeia 1954: 59-60.
- . 1954. A new species of frog, genus Nyctimystes, from

Papua. Copeia 1954: 83-85.

- . 1954. Artifacts from the Bluffton Midden, Volusia County, Florida. Florida Anthropol. 7: 11-17.
- . 1954. Graters of the Mikasuki Seminole. Florida Anthropol. 7: 75.
- . 1954. Records and taxonomic allocations of amphibians and reptiles in the southeastern United States. Publ. Research Div., Ross Allen's Reptile Inst., Silver Springs, Florida 1: 75-96. (Note: Cover on this article says Ranges and..., whereas the title over the article says Records and...).
- . 1954. Note on the Florida burrowing owl and some new records for the species. Florida Nat. 27: 67-70.
- . 1954. Coracles or skin boats of the southeastern Indians. Florida Anthropol. 7: 119-126.
- . 1954. Strange names of Florida towns and rivers. Florida Wildl. 8 (5): 17, 41-42, 44.
- . 1955. An historic Indian burial from Columbia County, Georgia. Southern Indian Studies 7: 3-9.
- . 1955. Posture of chilled newts (Diemyctylus viridescens louisianensis). Copeia 1955: 61.
- . 1955. The identity of Florida's "Spanish Indians." Florida Anthropol. 8: 43-57.
- . 1955. The calumet ceremony of the Seminole Indians. Florida Anthropol. 8: 83-88.
- . 1955. Deadly cottonmouth or harmless water snake? Florida Wildl. 9 (2): 22-23, 44.
- . 1955. The site of Osceola's village in Marion County, Florida. Florida Historical Quart. 33: 240-246.
- . 1956. Preparation of rubber by the Florida Seminole. Florida Anthropol. 9: 25-28.
- . 1956. Another device for collecting lizards. Copeia 1956: 123-124.
- . 1956. The possibility of an undescribed crocodile on New Britain. Herpetologica 12: 174-176.
- . 1956. Florida's Seminole Indians. Forward by E. Ross Allen. (2nd rev. ed.). Ross Allen's Reptile Inst., Silver Springs, Florida. 128 pp.
- . 1956. Sailing vessels of the Florida Seminole. Florida Anthropol. 9: 79-86.
- . 1957. Distributional notes on Georgia amphibians, and some corrections. Copeia 1957: 43-47.
- . 1957. The status of Rana capito stertens Schwartz and Harrison. Herpetologica 13: 47-52.
- . 1957. Objections to wholesale revision of type localities. Copeia 1957: 140-141.

- . 1957. The rapid mineralization of organic remains in Florida, and its bearing on supposed Pleistocene records. Quart. J. Florida Acad. Sci. 20: 1-13.
- . 1957. Some misconceptions regarding the eastern coral snake, Micrurus fulvius. Herpetologica 13: 111-118.
- . 1957. Historical biogeography of present-day Florida. Bull. Florida State Mus., Biol. Sci. Ser. 2: 175-220.
- . 1957. The vanished sea wolves. Florida Wildl. 10 (9): 16-17, 38.
- . 1957. Notes on metamorphic and breeding aggregations of the eastern spadefoot, Scaphiopus holbrooki (Harlan). Herpetologica 13: 185-187.
- . 1957. Homing by a squirrel treefrog, Hyla squirella Latreille. Herpetologica 13: 217-218.
- . 1957. Notes on the pygopodid lizards, Lialis burtoni and L. jicari. Copeia 1957: 230-232.
- . 1957. When the auks came to Florida. Florida Wildl. 11 (4): 22-25.
- . 1957. The vipers of Queimada Grande. Nature Mag. 50: 188-190, 220.
- . 1957. A note on the Seminole burial from Hialeah, Florida. Florida Anthropol. 10: 11-13.
- . 1958. The occurrence of amphibians and reptiles in saltwater areas, and a bibliography. Bull. Marine Sci. Gulf & Caribbean 8: 1-97.
- . 1958. The varied calls of the barking treefrog, Hyla gratiosa LeConte. Copeia 1958: 44-46.
- . 1958. Luminous life. Nature Mag. 51: 177-180.
- . 1958. A stratified early site at Silver Springs, Florida. Florida Anthropol. 11: 33-52.
- . 1959. The camp site at Silver Springs: It's history and wildlife. 8 pp. In: Ross Allen's annual boy scout day and camp out, by E. Ross Allen. Ross Allen's Reptile Inst., Silver Springs, Florida. 19 pp.
- . 1960. Dicephaly in snakes. Bull. Philadelphia Herp. Soc. 8 (6): 6.
- . 1960. The causative agent of reptile pneumonia. Bull. Philadelphia Herp. Soc. 8 (6): 6-7.
- . 1960. The caudal lure of various juvenile snakes. Quart. J. Florida Acad. Sci. 23: 173-200.
- . 1960. Nature and man in British Honduras. Md. Nat. 30: 2-14.
- . 1961. Trailing the jaguarondi. Florida Wildl. 15 (2): 10-13.
- . 1961. Snakes swallowing irregurgitable objects. Bull.

Philadelphia Herp. Soc. 9 (1): 17.

- . 1961. River frog swallows eastern diamondback rattlesnake. Bull. Philadelphia Herp. Soc. 9 (1): 19.
- . 1961. How to preserve reptiles and amphibians for scientific study. (2nd rev. ed.) Spec. Publ., Ross Allen's Reptile Inst., Silver Springs, Florida (2): 1-19.
- . 1961. Giant rattlesnakes-past and present. Florida Wildl. 15 (1): 10-13.
- . 1962. Hunters of the glades. Florida Wildl. 15 (8): 10-13, 30.
- . 1962. The reproductive cycle of snakes in a tropical region, British Honduras. Quart. J. Florida Acad. Sci. 55: 234-253.
- . 1963. A new subspecies of the queen snake, Natrix septemvittata, from southern Alabama. Herpetologica 19: 1-9.
- . 1963. Polychromatism in snakes. Quart. J. Florida Acad. Sci. 26: 194-216.
- . 1963. Hemidactylum Tschudi. Four-toed salamander. Cat. Amer. Amphib. Rept. :1.
- . 1963. Hemidactylum scutatum (Schlegel). Four-toed salamander. Cat. Amer. Amphib. Rept. :2.1-2.2.
- . 1963. Notes on the Alabama waterdog, Necturus alabamensis Viosca. Herpetologica 19: 166-174.
- . 1963. Three new projectile point types, believed early. Florida Anthropol. 16: 99-104.
- . 1964. The association of Suwannee Points and extinct animals in Florida. Florida Anthropol. 17: 17-32.
- . 1964. A new species of salamander, genus Amphiuma, from Florida. Herpetologica 20: 62-66.
- . 1964. Viviparity in snakes: Some ecological and zoogeographical considerations. Amer. Nat. 98: 35-55.
- . 1964. Taxonomy, natural history, and zoogeography of the rainbow snake, Farancia erythrogramma (Palisot de Beauvois). Amer. Midl. Nat. 71: 257-295.
- . 1964. Biogeography: The Distribution of Animals and Plants. Biol. Sci. Curriculum Study Pamphlet (18). D.C. Heath & Co., Boston, MA. 36 pp.
- . 1964. Frogs introduced on islands. Quart. J. Florida Acad. Sci. 27: 127-130.
- . 1964. The phylogenetic position of Dugandia bicincta (Serpentes: Colubridae). Herpetologica 20: 194-197.
- . 1964. Notes on Pipa snethlageae Müller, and a range extension. Herpetologica 19: 275-276.
- . 1964. Trilisa Pond, an early site in Marion County, Florida. Florida Anthropol. 17: 187-200.

- . 1965. Isolating mechanisms in snakes. *Quart. J. Florida Acad. Sci.* [1964] 27: 333-347.
- . 1965. Florida's Seminole Indians. Foreward by E. Ross Allen. 2nd ed. Great Outdoors Publ. Co., St. Petersburg, Florida iv + 128 pp. (This edition is the same as the 1956 edition except that it was reset and divided into chapters. In a later reprint it was changed to a perfect-bound book with a new cover painting by Guy Labree).
- . 1965. A third specimen of the Ecuadorian salamander Bolitoglossa chica. *Herpetologica* 20: 285-286.
- . 1965. Notes on the five Amazonian species of Podocnemis (Testudinata: Pelomedusidae). *Herpetologica* 20: 287-294.
- . 1965. New and noteworthy amphibians and reptiles from British Honduras. *Bull. Florida State Mus., Biol. Sci. Ser.* 9: 77-130.
- . 1965. Notes on aquatic snakes, Natrix and Tretanorhinus, in Cuba. *Herpetologica* 21: 62-67.
- . 1966. Westo Bluff, a site of the Old Quartz Culture in Georgia. *Florida Anthropol.* 19: 1-10.
- . 1966. Notes on Bothrops hyoprora (Serpentes: Crotalidae). *Herpetologica* 22: 235-239.
- . 1966. An Eden-like projectile point from South Carolina. *Florida Anthropol.* 19: 143-144.
- . 1967. The Gila monsters. *Golden West* 3(6): 8, 55-56.
- . 1968. Florida frogs: From pond to pan. *Florida Wildl.* 21 (8): 14-17.
- . 1968. Snake eat snake. *Florida Wildl.* 21(12): 22-25.
- . 1968. (Review of) *Plants and Archaeology*, by G. W. Dimpleby. *Florida Anthropol.* 21: 40-41.
- . 1968. The Galphin Trading Post at Silver Bluff, South Carolina. *Florida Anthropol.* 21: 42-54.
- . 1968. An Indian and Spanish site on Tampa Bay, Florida. *Florida Anthropol.* 21: 106-116.
- . 1969. *The Geography of Life*. Columbia Univ Press, N.Y. xiv + 480 pp.
- . 1969. (Review of) *Louisiana's Ancients of Man*, by J. Ashley, Jr. *Florida Anthropol.* 22: 41-42.
- . 1971. A Florida paleo-Indian implement of ground stone. *Florida Anthropol.* 24: 61-70.
- . 1971. *The Last of the Ruling Reptiles*. Columbia Univ. Press, N.Y. ix + 486 pp.
- . 1973. *Twentieth-Century Indonesia*. Columbia Univ. Press,

N.Y. 413 pp.

- . 1974. Reptiles and Amphibians in the Service of Man. Pegasus; N.Y. ix + 248 pp.
- . 1976. The Seminole pumpkin. The Florida Anthropol. 29: 129-132.
- . 1976. Ecological data bearing on the age of Kirk Serrated points in Florida. Florida Anthropol. 29: 153-159.
- . 1977. Knapping in Florida during the Historic Period. Florida Anthropol. 30: 14-17.
- . 1978. Archeology and a science of man. Columbia Univ. Press, N. Y. 321 pp.
- and E. Ross Allen. 1949. A new kingsnake (genus Lampropeltis) from Florida. Herpetologica 5 (5 Special): 101-105.
- and ----. 1950. Eumeces fasciatus in Florida. Copeia 1950: 156.
- and ----. 1954. Algae on turtles: Some additional considerations. Ecology 35: 581-584.
- and ----. 1955. Metachrosis in snakes. Quart. J. Florida Acad. Sci. 18: 207-215.
- and ----. 1956. Secondarily ingested food items in snakes. Herpetologica 12: 172-174.
- and ----. 1957. Deiroptyx, Cuba's reptilian oddity. Nature Mag. 50: 39-41, 52.
- and ----. 1957. The laminal spurs of the juvenile gopher tortoise, Gopherus polyphemus (Daudin). Copeia 1957: 307.
- and ----. 1959. Studies on the amphibians and reptiles of British Honduras. Publ. Research Div., Ross Allen's Reptile Inst., Silver Springs, Florida 2(1): 1-76.
- and ----. 1959. The rediscovery of Thamnophis praeocularis (Bocourt) in British Honduras. Herpetologica 15: 223-227.
- and ----. 1959. Additions to the British Honduras herpetofaunal list. Herpetologica 15: 235-240.
- and ----. 1960. Noteworthy snakes from British Honduras. Herpetologica 16: 145-162.

- and ----. 1961. Further studies on the herpetology of British Honduras. *Herpetologica* 17: 37-52.
- and ----. 1961. Colubrid snakes (Tantilla, Thamnophis, Tropidodipsas) from British Honduras and nearby areas. *Herpetologica* 17: 90-98.
- and ----. 1962. Parturient anaconda, Eunectes gigas Latreille, eating own abortive eggs and foetal membranes. *Quart. J. Florida Acad. Sci.* 25: 73-75.
- and ----. 1962. Reptiles of the Cambridge Expedition to British Honduras, 1959-60. *Herpetologica* 18: 79-91.
- and James M. Boyles. 1957. The eggs of the crowned snake, Tantilla coronata. *Herpetologica* 13: 77-78.
- and ----. 1960. Notes on the Florida pine mouse, Pitymys parvulus Howell. *J. Mammal.* 36: 138-139.
- and Ripley P. Bullen. 1955. Muskrat remains from a prehistoric Indian site in Jackson County, Florida. *J. Mammal.* 36: 138.
- and George R. Ferguson. 1976. Spanish trade pipes from Marion County, Florida. *Florida Anthropol.* 29: 126-128.
- , H. J. Gut and P. Brodkorb. 1956. Animal remains from four preceramic sites in Florida. *Amer. Antiquity* 21: 383-395.
- and J. C. McKay. 1968. A supposed "Florida Folsom" point: A refutation. *Florida Anthropol.* 21: 122-124.
- and Francis L. Rose. 1949. Nest and eggs of the southern dusky salamander, Desmognathus fuscus auriculatus. *Copeia* 1949: 234.
- and ----. 1953. Records of the green watersnake, Natrix cyclopion floridana, in South Carolina and Georgia. *Copeia* 1953: 127.
- Allen, E. Ross and Wilfred T. Neill. 1949. A checklist of the amphibians and reptiles of Florida. Ross Allen's Reptile Inst., Silver Springs, Florida. 4 pp.
- and ----. 1949. Increasing abundance of the alligator in the eastern portion of its range. *Herpetologica* 5: 109-112.
- and ----. 1949. A new subspecies of salamander (genus Plethodon) from Florida and Georgia. *Herpetologica* 5: 112-114.
- and ----. 1950. Keep them alive! How to keep snakes, lizards, turtles, alligators, and crocodiles in captivity.

- Special Publ., Ross Allen's Reptile Inst., Silver Springs, Florida (1): 1-24.
- and ----. 1950. The alligator snapping turtle, Macrochelys temminckii, in Florida. Special Publ., Ross Allen's Reptile Inst., Silver Springs, Florida (4): 1-15.
- and ----. 1950. The eastern diamondback rattlesnake. Florida Wildl. 4 (2): 10-11.
- and ----. 1950. The vertical position of the pupil in crocodilians and snakes. Herpetologica 6: 95-96.
- and ----. 1950. The cottonmouth moccasin. Florida Wildl. 4 (3): 8-9, 16.
- and ----. 1950. The pygmy rattlesnake. Florida Wildl. 4 (4): 10-11.
- and ----. 1950. The coral snake. Florida Wildl. 4 (5): 14-15, 22.
- and ----. 1950. The life history of the Everglades rat snake, Elaphe obsoleta rossalleni. Herpetologica 6: 109-112.
- and ----. 1950. Cleaning mammal skeletons with meal worms. J. Mammal. 31: 464.
- and ----. 1950. The cane-brake rattlesnake. Florida Wildl. 4(6): 18-19, 35.
- and ----. 1950. The copperhead. Florida Wildl. 4 (7): 18-19, 33.
- and ----. 1951. The hog-nose snake. Florida Wildl. 4 (8): 14-15, 19.
- and ----. 1951. The king snake. Florida Wildl. 4 (10): 14-15, 19.
- and ----. 1951. An albinistic barred owl from Florida. Florida Nat. 24: 80-81.
- and ----. 1951. The coachwhip. Florida Wildl. 5 (3): 9, 29.
- and ----. 1951. The snapping turtles. Florida Wildl. 5 (4): 11, 25-26.
- and ----. 1951. The gopher. Florida Wildl. 5 (7): 10, 32.
- and ----. 1952. Skinks and fence lizards. Florida Wildl. 5 (8): 13, 55-56.
- and ----. 1952. The Florida crocodile. Nature Mag. 45: 77-80.
- and ----. 1952. The box turtles. Florida Wildl. 5 (9): 16, 38.
- and ----. 1952. Notes on the abundance of the Everglades mink. J. Mammal. 33: 113-114.
- and ----. 1952. The southern pine snake. Florida Wildl. 5 (10): 18-19.
- and ----. 1952. The "glass-snake", a legless lizard. Florida Wildl. 5 (11): 9, 23.
- and ----. 1952. The Florida crocodile. Florida Wildl. 6

- (2): 6, 33.
- and ----. 1952. The indigo snake. Florida Wildl. 6 (3): 44-47.
- and ----. 1952. The water snake. Florida Wildl. 6 (4): 13, 39.
- and ----. 1952. The American alligator. Florida Wildl. 6 (5): 8-9, 44.
- and ----. 1952. The diamondback terrapin. Florida Wildl. 6 (6): 8, 42.
- and ----. 1952. The garter snake. Florida Wildl. 6 (7): 8-9.
- and ----. 1952. Florida alligators and crocodiles. Ross Allen's Reptile Inst., Silver Springs, Florida 4 pp. (reprint from Florida Wildl. 6 (2): 6, 33 and 6 (5): 8-9, 44).
- and ----. 1953. The yellow rat snake. Florida Wildl. 6 (8): 6-7.
- and ----. 1953. The red rat snake. Florida Wildl. 6 (9): 8-9.
- and ----. 1953. The red-bellied mud snake. Florida Wildl. 6 (10): 8-9.
- and ----. 1953. The short-tailed snake. Florida Wildl. 6 (11): 8-9.
- and ----. 1953. The bushmaster of South America. Nature Mag. 46: 247-248.
- and ----. 1953. The race-runner lizard. Florida Wildl. 6 (12): 46-47.
- and ----. 1953. A xanthic largemouth bass (Micropterus) from Florida. Copeia 1953: 116-117.
- and ----. 1953. The treefrog, Hyla septentrionalis, in Florida. Copeia 1953: 127-128.
- and ----. 1953. Juveniles of the tortoise Gopherus polyphemus. Copeia 1953: 128.
- and ----. 1953. The fresh-water terrapins. Florida Wildl. 7 (1): 9-9.
- and ----. 1953. The Florida brown snake. Florida Wildl. 7 (2): 5.
- and ----. 1953. The Florida soft-shelled turtle. Florida Wildl. 7 (3): 4-5.
- and ----. 1953. The green turtle. Florida Wildl. 7 (4): 19, 32.
- and ----. 1953. The Florida panther. Florida Wildl. 7 (6): 9, 33.
- and ----. 1954. Giant shrimp of the fresh water. Florida Wildl. 7 (8): 23, 27.
- and ----. 1954. The Florida deer. Florida Wildl. 7 (9): 21, 37.
- and ----. 1954. Bullfrogs of Florida. Florida Wildl. 7

- (10): 20-21, 40.
- and ----. 1954. Juveniles of Brooks' kingsnake, Lampropeltis getulus brooksi. Copeia 1954: 59.
- and ----. 1954. The Florida otter. Florida Wildl. 7 (11): 19, 44.
- and ----. 1954. The Florida worm lizard. Florida Wildl. 7 (12): 21, 34.
- and ----. 1954. The flying squirrel. Florida Wildl. 8 (1): 35, 41.
- and ----. 1954. The black widow spider. Florida Wildl. 8 (2): 24, 38.
- and ----. 1954. Florida's air-plants. Florida Wildl. 8 (3): 19, 37.
- and ----. 1954. Owls of Florida. Florida Wildl. 8 (4): 19, 38.
- and ----. 1954. The gray fox. Florida Wildl. 8 (5): 19, 38.
- and ----. 1954. The Florida black bear. Florida Wildl. 8 (6): 23, 40.
- and ----. 1954. The Florida spotted skunk. Florida Wildl. 8 (8): 31, 38.
- and ----. 1954. Raccoon preyed upon by panther and rattlesnake. Everglades Nat. Hist. 2: 46.
- and ----. 1954. Keep them alive! How to keep snakes, lizards, turtles, alligators, and crocodiles in captivity. (2nd ed.). Special Publ., Ross Allen's Reptile Inst., Silver Springs, Florida (1): 1-26.
- and ----. 1955. Spanish moss. Florida Wildl. 8 (8): 19, 47.
- and ----. 1955. The Florida bobcat. Florida Wildl. 8 (9): 20.
- and ----. 1955. Rabbits of the southeast. Florida Wildl. 8 (10): 23, 48.
- and ----. 1955. Establishment of the Texas horned toad, Phrynosoma cornutum, in Florida. Copeia 1955: 63-64.
- and ----. 1955. The Florida opossum. Florida Wildl. 8 (11): 35, 47.
- and ----. 1955. Raccoons of Florida. Florida Wildl. 8 (12): 35, 45.
- and ----. 1955. The fox squirrel. Florida Wildl. 9 (1): 35, 45.
- and ----. 1955. The armadillo in Florida. Florida Wildl. 9 (3): 10, 38.
- and ----. 1955. The striped skunk. Florida Wildl. 9(4): 6, 42.
- and ----. 1955. The eastern gray squirrel. Florida Wildl. 9(5): 7, 49.


- and ----. 1955. The wild turkey. Florida Wildl. 9(7): 7, 38.
- and ----. 1956. Effect of marine toad toxins on man. Herpetologica 12: 151.
- and ----. 1956. Some color abnormalities in crocodilians. Copeia 1956: 124.
- and ----. 1957. Some interesting rattlesnakes from southern British Guiana. Herpetologica 13: 67-74.
- and ----. 1957. Another record of the Atlantic leatherback, Dermochelys c. coriacea, nesting on the Florida coast. Copeia 1957: 143-144.
- and ----. 1957. White whales of the Amazon. Nat. Hist. 66: 324-329.
- and ----. 1957. The gecko-like habits of Anolis lucius, a Cuban anole. Herpetologica 13: 246-247.
- and ----. 1958. Giant toad from the tropics. Florida Wildl. 12(4): 30-32, 42.
- and ----. 1959. Doubtful locality records in British Honduras. Herpetologica 15: 227-233.
- and ----. 1959. Keep them alive! How to keep snakes, lizards, turtles, alligators, and crocodiles in captivity. (3rd ed.). Special Publ., Ross Allen's Reptile Inst., Silver Springs, Florida (1): 1-28.
- and ----. 1961. The American alligator. In Alligators and crocodiles in Florida. Pamphlet of the Florida Game and Fresh Water Fish Commission, Tallahassee, Florida.
- Ferguson, George R. and Wilfred T. Neill. 1977. The age of the Santa Fe projectile point type. Florida Anthropol. 30: 18-21.
- Gut, H. J. and Wilfred T. Neill. 1953. Bone artifacts, resembling projectile points from preceramic sites in Volusia County, Florida. Florida Anthropol. 6: 93-94.





40
666
EPT

**ON THE DISTRIBUTION
OF
CERTAIN SOUTH AMERICAN TURTLES
(TESTUDINES: TESTUDINIDAE & CHELIDAE)**



P. E. VANZOLINI

**Museu de Zoologia
Universidade de São Paulo**



**SMITHSONIAN
HERPETOLOGICAL INFORMATION
SERVICE
NO. 97**

1994

SMITHSONIAN
HERPETOLOGICAL
INFORMATION
SERVICE

The SHIS series publishes and distributes translations, bibliographies, indices, and similar items judged useful to individuals interested in the biology of amphibians and reptiles, but unlikely to be published in the normal technical journals. Single copies are distributed free to interested individuals. Libraries, herpetological associations, and research laboratories are invited to exchange their publications with the Division of Amphibians and Reptiles.

We wish to encourage individuals to share their bibliographies, translations, etc. with other herpetologists through the SHIS series. If you have such items please contact George Zug for instructions on preparation and submission. Contributors receive 50 free copies.

Please address all requests for copies and inquiries to George Zug, Division of Amphibians and Reptiles, National Museum of Natural History, Smithsonian Institution, Washington DC 20560 USA. Please include a self-addressed mailing label with requests.

COVER ILLUSTRATION. Geochelone carbonaria, from Pritchard and Trebbau, 1984, 'The Turtles of Venezuela'; reproduced with permission of the Society for the Study of Amphibians and Reptiles.

INTRODUCTION

It is a truism that no study of geographical distribution can be better than its primary data. In this respect South American herpetology has not been fortunate. Few papers published in recent years are based on ample, correctly interpreted locality records.

Difficulties with foreign languages contribute to the problem at all stages, from the first spelling of the locality in the field, to transcribing handwritten or printed names, to refereeing, and to proofreading. Lack of historical knowledge and of collateral reading add their share of errors. In some cases, unawareness of distributional patterns on a subcontinental scale and lack of personal acquaintance with ecological features lead zoologists familiar with a given corner of South America to uncritical extrapolations.

I find it necessary to discuss some recent cases of more than trivial relevance. Unfortunately, these are but examples of problems that continue to arise.

THE DISTRIBUTION OF GEOCHELONE CARBONARIA AND G. DENTICULATA

Pritchard and Trebbau (1984), in their "The Turtles of Venezuela" have attempted to place the fauna of that country in a continent-wide context. They have, among other things, compiled very extensive locality lists. These lists are certain to become standard references, but their very uneven quality has led to some unsound conclusions.

In what I consider the most important case, Pritchard and Trebbau state (loc.cit.: 4) that "... in the discussion of Geochelone carbonaria, for which subspecies, though definable, have not yet been recognized, we have indulged in a more detailed geographic analysis of the entire species." It is my point that their discussion is not well grounded.

Their problems begin with the type locality (loc. cit.: 207): "Type locality: 'Capitary' (?), Rio Amazonas, Brazil." Spix's (1824: 23) actual statement is: "Habitat, sub cognomine 'Capitary' (?) ad flumen Amazonum" or translated: inhabits, under the appellation Capitari (?) the vicinity of the river of the Amazon. There is no place called "Capitary" in the Spix and Martius itinerary (Vanzolini, 1981). The question mark most probably refers to the application to a tortoise of the name "capitari", usually restricted to male Podocnemis expansa, but not infrequently applied to large males of other species. There is good reason

(Vanzolini, 1981: xxv) to consider Spix's "flumen Amazonum" as the stretch of the Rio Amazonas between the mouth of the Negro, at 03°08'S, 59°55'W, and the mouth of the Furo do Tajapurú, at 01°02'S, 51°2'W. Until sound reasons justify a restriction, I believe the type locality should be left as vague as that.

The distribution of the species in Brasil is treated by Pritchard and Trebbau in two places. First (loc.cit.: 213), as part of the general discussion: "G. carbonaria appears to be absent from the middle and upper Rio Amazon. There are no records for Peru or Ecuador, nor for the western states of Brasil (Acre, Rondônia, and Amazonas), apart from a single specimen (MZUSP 2275) from Nova Olinda, Amazonas. Conceivably, this locality refers instead to Nova Olinda in the state of Ceará, rather than Amazonas."

Second, in Appendix A, "Locality records", they say (loc.cit.: 391): "Note: All Amazonas records are suspect. There are no recent records for Manaus, and Manaus was for years an exporting center for wildlife from a very large area of Brasil. Villa Bella is a town in Departamento Beni, Bolivia. "Amazonas" probably refers to the river system rather than the state. MZUSP 2275, reportedly from Nova Olinda, Amazonas, is probably from Nova Olinda, Ceará."

MZUSP 2275 was bought by me on 21 February 1972, for the expedition's (EPA: Expedição Permanente da Amazônia) kitchen, at Nova Olinda, on the Rio Madeira (03°53'S, 59°06'W). Its field number is 72.0417. Routinely questioned, the seller said that he had caught the animal in his own plot of land, near the town. Were he lying, the possibility is still remote that the specimen was imported from Nova Olinda, Ceará, more than 2,500 km to the east and not on the Amazon river system.

I find it curious that Pritchard and Trebbau (who could have settled the matter with a letter to me) chose to question the locality, rather than the identification. According to them, denticulata would be normal in the Madeira; as a matter of form, I checked the identification.

MZUSP 2275 consists of the shell and head, the latter in alcohol; this is our routine for chelonians used as food. The original identification was made by Regina Lucia Spieker, who curates our chelonians. There are at times difficult specimens of Geochelone, but the present one, examined against Williams's 1960 paper, came out as perfect carbonaria on all counts, even to the constriction of the carapace characteristic of males.

At the same station on 20 February 1972, we collected a specimen of Phrynops nasutus wermuthi, MZUSP 2639. This specimen is cited by Pritchard and Trebbau (loc. cit.: 388) with no reservations as to the locality. In fairness, I do not think they would advocate the presence of P. n. wermuthi in Nova Olinda, Ceará.

We have another specimen of G. carbonaria from the same general area. MZUSP 2896 (field number 75.0899) was also bought by myself for the kitchen on October 30, 1975, from Mundurucu Indians, at their village Coatá (also spelled Quatá, 04°13'S, 59°16'W) on the Rio Canumã. It is a female and had nine large and six small eggs. Again the head and shell are preserved, and they perfectly fulfill Williams' criteria for carbonaria.

On November 17, 1984, a Museum party collected one female G. carbonaria (MZUSP 3086) crossing the road close to the town of Colorado d'Oeste (13°06'S, 61°24'W) in Rondônia.

Considering the extraordinary growth of the city of Manaus in the last 30 years, this locality will not be discussed here, but it remains to consider the MCZ specimen from Villa Bella cited by Williams (1960). Villa Bella, as Pritchard and Trebbau very properly state, is the name of a town in Bolivia. Meaning approximately "Pleasantville", it is also the name of a few dozen other localities in Latin America. Thus, the path of its identification should be not through simple reference to current gazetteers, but through the pedigree of the specimen. This specimen was donated by the Rev. J.C. Fletcher (E.E. Williams, pers. comm.), therefore the locality is in the Lower Amazon (see text and notes in Kidder and Fletcher, 1941). The locality, an important one, then known as Villa Bella is now Parintins (02°37'S, 56°44'W).

There are thus at least three specimens of Geochelone carbonaria, both old and recent, from the state of Amazonas, and one from Rondônia; Pritchard and Trebbau's tenet cannot be upheld. One wonders what would have led them to take such an extreme position, dismissing so readily data from two collections known as reliable. It would seem that only a strong theoretical point or a very ample empirical basis would justify such an action. A theoretical approach is of course justified in the case of restricted distributions in Amazonia, but none is expounded in the text. On the other hand, an examination of the locality records indicates that the empirical basis is poor.

I have plotted (Map 1) over Pritchard and Trebbau's figure 36,

"Distribution of Geochelone carbonaria in South America", the four localities discussed above, plus eleven others, of specimens in the MZUSP collection accepted and cited by Pritchard and Trebbau as proper G. carbonaria. It is easy to see that figure 36 does not correctly portray the evidence contained in the text. These eleven localities, not challenged by the authors, fall outside the area they assign to G. carbonaria, but fit very well with the questioned records.



MAP 1. Distribution of Geochelone carbonaria. Base map, Pritchard and Trebbau's (1984) figure 36. Solid circle, localities cited by Pritchard & Trebbau. Open circle, new localities: 1, Nova Olinda; 2, Aldeia Coatá; 3, Parintins, (former Villa Bella); 4, Monte Cristo, Aveiro & Fordlandia; 5, Santarém & Taperinha; 6, Lago Jacaré, As Pedras & Boca do Cumirá-Miri; 7, Colorado d'Oeste.

This disturbing conclusion, i.e., that Pritchard and Trebbau did not make proper use of their own distributional data, is strengthened by an examination of their Appendix A, the list of all localities used in preparing the distributional maps. This appendix is extremely heterogeneous, and errors of all types abound. Taking into account substance rather than form, I shall leave aside mistakes in accentuation (e.g. "Orteguazá"), cedille (e.g. "Araça" for Araca), change of letters (e.g. "Placida de Castro" for Plácido; "Araca" for Araçu), which annoy the orderly mind and undermine confidence in the work, but do not really cause excessive trouble in identifying the locality. I shall leave out also mistakes that prevent the precise identification of the locality, but not of the general area. For instance, "Outian Rio Uneuixi, near Tapurucuara (EPA 73.0854)" (Podocnemis expansa) contains a misreading of a handwritten name: Outian is actually Antran. But the Uneuixi is a short river and, on the geographical scale used, the information is valid.

Taking into account, then, only errors that really put at risk the mapping of species distribution, I still find too many of them in Pritchard and Trebbau's list. Here are some examples:

"Brasil, Goiás. Basily Lampiere (MN 53)". (Podocnemis expansa). Basily Lampiéri is the collector (U. Caramaschi, in

litt.). The mistaking of collectors' names for localities is too common an error in specimen lists. For instance, Raul de los Rios, a Peruvian who contributed to the collections of the American Museum of Natural History, has been more than once honored as a place name.

"Brasil: Goiás: Rio Panauá, Rio Acati-Paraná (R. Mittermeier, pers. comm.)". The Paraná do Panauá runs into the Auati-paraná at 02°00'S, 66°11'W in the state of Amazonas, not Goiás. (Podocnemis unifilis).

"Brasil, Pará: Igarapé, Belém (MZUSP 2693)". This is not, as suggested, an igarapé (creek) in or near the city of Belém, Para. It is an igarapé called Belém, at 03°55'S, 69°37'W, in the state of Amazonas, near the Colombian border, about 21 degrees of longitude from Belém. (Platemys platycephala).

"Brasil, Amazonas: Lagoa Silva, Saracu (MCZ 2601)". The correct locality is Lago Saracá, Silves (Dick, 1977). (Rhinoclemmys punctularia).

"Brasil, Goiás: Maripasoula (ZSM unnumbered)". Maripasoula (03°38'N, 54°02'W) is in French Guiana, on the right bank of the river Marouini (=Marowijne).

"Brasil, Pernambuco: Pacao (UMMZ 103242)". The locality is Poção (08°11'S, 36°43'W). (Kinosternon scorpioides).

The faulty map of G. carbonaria and these mistakes in the general list of localities make it necessary to examine the treatment of denticulata by Pritchard and Trebbau. In this regard there are also serious problems. Three localities cited on the list are omitted from the respective map (their figure 40): Anápolis in Goiás, Descalvado in Mato Grosso and Nioaque (old spelling Nioac) in Mato Grosso do Sul. As it can be seen in my Map 2, and will be commented below, the inclusion of these localities considerably changes the general picture.

Pritchard and Trebbau (loc. cit.: 226) state that the "easternmost limit of the Amazonian distribution appears to be reached at the Serra do Tiracambú, Edo. Maranhão, and the Serra Dourada, Goiás".

In fact, the easternmost limit of the distribution of G. denticulata coincides with the easternmost limit at the hylaea itself, a little to the east of the Rio Gurupi, on the Pará-Maranhão border, close to two MZUSP localities cited by Pritchard

and Trebbau: Aldeia Araçu (not "Araca", 02°35'S 46°05'W), on the Igarapé Gurupi-Una, and Chatão (02°18'S, 46°21'W) on the Rio Gurupi. The Serra do Tiracambu (03°15'S, 46°30'W) is an unimportant mesa, some 40 km long and 300 m high, not known to play any biogeographical role. I do not know that it has ever been explored zoologically.



MAP 2. Distribution of Geochelone denticulata. Base map, Pritchard and Trebbau's (1984) figure 40. Localities: 1, Descalvado; 2, Anápolis; 3, Nioaque.

As to the Serra Dourada, it is hard to understand how it ever entered the picture. It is some 300 km north of Anápolis and is not known for any biogeographical peculiarities. Additionally, neither locality has anything to do with Amazonia, both being located in the heartland of the savanna-like cerrados (Ab'Saber, 1977).

Descalvado (16°43'S, 57°42'W) is on the northern reaches of the Mato Grosso Pantanal, a seasonally flooded complex tectonic depression of peculiar ecology (Correia-Filho, 1946; Schaller, 1983). Nioaque (21°14'S, 55°49'W), the southernmost record, is on the southwestern edge of the cerrados, approaching the southern Pantanal.

Finally, the citation of Barra do Corda, Maranhão, is a mistake. The good series (23 specimens) that I collected there in 1955 contains all G. carbonaria.

Summarizing, I have the impression that Pritchard and Trebbau did not actually try to plot their non-Venezuelan localities. If they had, the too numerous errors would have become evident and would not have been used as support for sweeping statements. As it is, the distributional maps and the respective comments contradict one another, Pritchard and Trebbau wrongly criticize responsible locality records and, most importantly, they fail to emphasize the main point in the distribution of the two species.

This point is that they are not bound to major morphoclimatic domains, but that the two tortoises occur in both open and forested formations and that there are no other apparent regularities. This

point was first stressed by Williams in his 1960 paper, and no novel contribution has been made since to the matter. There are thus two problems to consider: the topo-ecological distribution of the forms in the open formations and the rationale of their overall distributions. Whether both species of Geochelone follow an Iguana iguana model (Trajano and Ghiringhello, 1978), equally at home and with no apparent morphological differentiation in the forest and in open, even semiarid situations, or are limited in the latter to gallery forest or wooded enclaves, is a matter to be settled by so far nonexistent field work.

On the other hand, this independence from morphoclimatic domains has been well discussed by Heyer (1979) for species of Leptodactylus. These have been shown by serological methods (Heyer and Maxson, 1982) to be old, mid-Tertiary species, immune to Quaternary cycles of speciation related to climatic events. I would guess that the two Geochelone in question tend to follow this model. However, a study of their geographical differentiation demands collections covering the entire area with samples amenable to statistical treatment. This is clearly not the present situation.

PHRYNOPS GEOFFROANUS IN AMAZONIA

Pritchard and Trebbau (loc. cit.: 115) in their figure 19, "Distribution of Phrynops geoffroanus", show a wide hiatus in Brazilian Amazonia. We have one specimen, MZUSP 2682, collected (19 September 1969) at Alter do Chão (02°32'S, 54°57'W), Pará on the Rio Tapajós (Map 3). I captured this specimen at night on a beach; the late Fred Medem, my companion on that field trip, autopsied the turtle, a female with ripe eggs, and kept notes.

The importance of this find is not so much the range extension itself, but the indication that the species is rare or hard to find. The Tapajós has been very thoroughly collected by many herpetologists, and this is the only specimen so far. In these conditions, negative distributional evidence must be used with much discretion.

TYPE LOCALITY OF PLATEMYS RADIOLATA AND COMMENT ON P. SPIXII

Rhodin, Silva and Mittermeier (1984), in a study of the distribution of Platemys radiolata and spixii (both now Acanthochelys) cite the type locality of the former as São Paulo: Sebastianopolis (= São Sebastião) (23°45'S, 45°25'W)". This

interpretation is a grave error. "Sebastianopolis" used to be the erudite name of the city of São Sebastião do Rio de Janeiro, Rio de Janeiro, in the state of the same name, and the latter is the proper type locality of type locality of Emys radiolata Mikan, 1820.



MAP 3. Distribution of Phrynops geoffroanus. Base map, Pritchard and Trebbau's (1984) figure 19.

Another confusion, though with no taxonomic or nomenclatural consequence, occurs with regard to an A. spixii locality: "São Paulo: Rio Ypanema, near Moji-Guaçu Lake (22°20'S, 46°55'W): Siebenrock, 1904: 28".

The actual Siebenrock quotation, in his paper on the Brazilian turtles in Vienna, is: "Rio Ypanema, aus den Seen bei Mogiguaiú, Provinz São Paulo". Both Rio Ipanema (modern spelling) and Mogi Guaçu (corrected spelling) are good Natterer localities, but they are 135 km apart. I consulted Dr. Franz Tiedemann, Naturhistorisches Museum Wien, who gave as his opinion that "Rio Ypanema", "aus den Seen bei Mogi Guaiú" and "Provinz Sao Paulo" are three independent localities. In fact, examination of Siebenrock's table (loc. cit.) shows that indeed he used commas to separate individual place names; e.g., "Rio Negro bei Marabitanos,

Barra do Rio Negro, Rio Solimões", are undoubtedly three localities, not an explicitation of a single locality (Hydraspis rufipes). His use of the indication Provinz in the case of A. spixii, however, makes it probable that only two localities are involved, both in the then Province, now State, of São Paulo: the Rio Ipanema (enters the Sorocaba from the south at 23°34'S, 47°36'W) and some pond near the city of Mogi Guaçu (coordinates of the city correctly given by Rhodin et al.).

Acknowledgements. - Data on localities were kindly supplied by Drs. E.E. Williams (Museum of Comparative Zoology), Ulisses Caramaschi (Museu Nacional, Rio de Janeiro) and Franz Tiedemann (Naturhistorisches Museum Wien). W. Ronald Heyer criticized an early draft. Francisca Carolina do Val drew the maps.

LITERATURE CITED

- Ab'Saber, A.N., 1977. Os domínios morfoclimáticos na América do Sul. Primeira aproximação. Geomorfologia (Inst. Geogr. Univ. S. Paulo) 52: 21 pp.
- Correia-Filho, V., 1946. Pantanaís matogrossenses. (Devassamento e ocupação). Instituto Brasileiro de Geografia e Estatística (Biblioteca Geográfica Brasileira, Série A, Publicação 3). Rio de Janeiro. xiii + 170 pp.
- Heyer, W.R., 1979. Systematics of the pentadactylus species group of the frog genus Leptodactylus (Amphibia, Leptodactylidae). *Smithson. Contrib. Zool.* 301: 43 pp.
- Heyer, W.R. & L.R. Maxson, 1982. Distribution, relationships, and zoogeography of lowland frogs. The Leptodactylus complex in South America, with special reference to Amazonia In G.T. Prance (ed.), *Biological Diversification in the Tropics*. Pp. 375-388. Columbia University Press, New York.
- Kidder, D.F. and J.C. Fletcher, 1941. O Brasil e os brasileiros (esboço histórico e descritivo). São Paulo: Companhia Editora Nacional (Série 5a, "Brasiliana", vols. 205-205 A). Translation of "Brazil and the Brazilians (portrayed in historical and descriptive sketches", 7th. ed., Philadelphia: Childs and Peterson, reviewed and annotated by Edgard Sussekind de Mendonça.
- Pritchard, P.C.H. and P. Trebbau, 1982. The Turtles of Venezuela. Society for the Study of Amphibians and Reptiles. viii + 401 pp., pls
- Rhodin, A.G.L., R. Rocha e Silva and R.A. Mittermeier, 1984. Distribution of the South American chelid turtles Platemys radiolata and P. spixii. *Copeia* 1984 (3): 780-786.
- Schaller, G.B., 1983. Mammals and their biomass on a Brazilian ranch. *Arq. Zool. S. Paulo* 31(1): 1-36.
- Siebenrock, F., 1904. Schildkröten von Brasilien. *Denkschr. Math. - Naturw. Kl. Kais. Akad. Wiss. Wien* 76: 1-28, pls.

Spix, J.B., 1824. Species novae testudinum quas in itinere annis MDCCCXVII-MDCCCXX Brasiliam ... colligit et descripsit ... C.P.F. de Martius, Monachii: 24 ., pls.

Trajano, E. and A. Ghiringhello, 1978. Comparação entre as proporções corporais de Iguana i. iguana da região das caatingas e da hileia amazônica (Sauria, Iguanidae). Papeis Avulsos Zool. S. Paulo 32(10): 107-115.

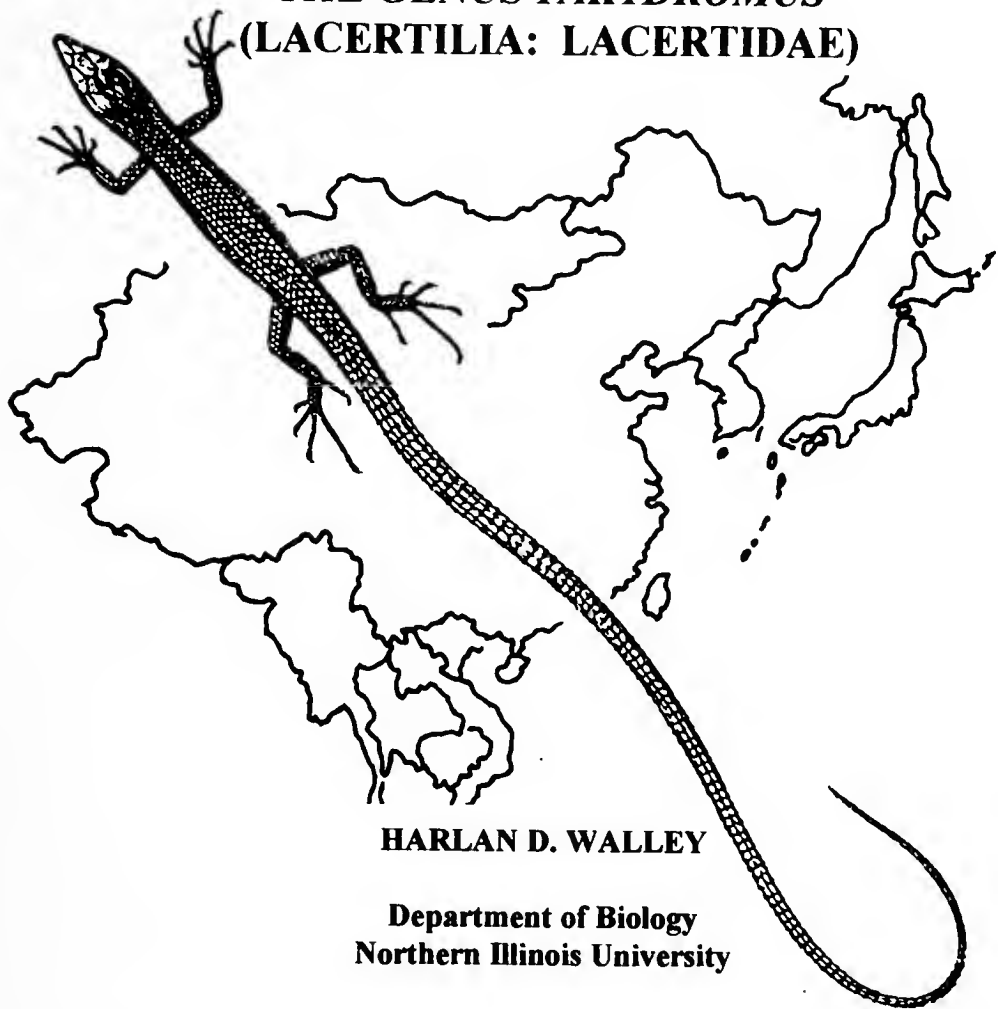
Vanzolini, P.E., 1981. The scientific and political context of the Bavarian Expedition to Brasil. In K. Adler (ed.), Herpetology of Brasil by J.B. von Spix and J.G. Wagler, fac-similar reprint. Pp. ix-xxix. Society for the Study of Amphibians and Reptiles.

Williams, E.E., 1960. Two species of tortoises in northern South America. Breviora Mus. Comp. Zool. 120: 13 pp.




L
540
5666
REPT

**BIBLIOGRAPHY
OF
THE GENUS *TAKYDROMUS*
(LACERTILIA: LACERTIDAE)**



HARLAN D. WALLEY
Department of Biology
Northern Illinois University



**SMITHSONIAN
HERPETOLOGICAL INFORMATION
SERVICE
NO. 96**

1993

**SMITHSONIAN
HERPETOLOGICAL
INFORMATION
SERVICE**

The SHIS series publishes and distributes translations, bibliographies, indices, and similar items judged useful to individuals interested in the biology of amphibians and reptiles, but unlikely to be published in the normal technical journals. Single copies are distributed free to interested individuals. Libraries, herpetological associations, and research laboratories are invited to exchange their publications with the Division of Amphibians and Reptiles.

We wish to encourage individuals to share their bibliographies, translations, etc. with other herpetologists through the SHIS series. If you have such items please contact George Zug for instructions on preparation and submission. Contributors receive 50 free copies.

Please address all requests for copies and inquiries to George Zug, Division of Amphibians and Reptiles, National Museum of Natural History, Smithsonian Institution, Washington DC 20560 USA. Please include a self-addressed mailing label with requests.

INTRODUCTION

The present bibliography arose of a literature search for a revision of the genus Takydromus. The literature is diverse in topic coverage, and with the recent surge of field work, and publications from the Orient, I felt that a cross-referenced bibliography of the genus would be a valuable contribution to the field of herpetology. So many publications are from obscure journals, not readily obtainable, and easily overlooked in revisions. Biological Abstracts and Zoological Records were the major source of information, although bibliographies and symposium volumes were also valuable sources of information. All aspects of the biology of Takydromus are cited in the following bibliography. The cross referenced index is somewhat general, although the species index should be complete. Literature searching ceased on January 1, 1993.

Under each subject heading is listed an author's name followed by the date for reference to a more complete citation in the literature section at the end of the bibliography. A reference may refer to a paper containing an extensive discussion of a specific topic, or merely a brief statement or abstract. In a recent letter from Dr. F.J. Obst, I was informed of the loss of all type material of Takydromus (Tachydromus) in the Dresden Museum during World War II.

I am especially grateful to Theodore Papenfuss, Hidetoshi Ota, and Ermi Zhao for supplying a number of references I had not previously encountered. I am also especially grateful to Wolfgang Boehme who was particularly helpful during the final stages of preparing this manuscript.

SUBJECT INDEX

- Activity: Lin & Lee, 1988; Saint-Girons & Saint-Girons, 1956; Wang, 1964.
- Alkaline Phosphatases: Iwahashi, 1951.
- Anatomy: Camp, 1923; Miyawaki, 1927.
- Androgens: Yamao & Watanabe, 1940.
- Arachnid Parasites: Fujimoto & Yamaguti, 1987; Fujimoto, Yamaguti & Takashashi, 1986; Fujita & Takada, 1978; Ootake, et al. 1985; Yoneda, 1981.
- Autotomy: Boring, Chang & Chang, 1948; Fukada & Ishihara, 1967.
- Avoidance Learning: Johki, 1980; Johki & Hidaka, 1982.
- Behavior: Johki, 1980; Johki & Hidaka, 1982; Lin & Lee, 1988.
- Bifurcation: Niimi, 1965; Niimi, 1969.
- Biochemistry: Iwahashi, S. 1951.
- Biogeography: Okada, 1933a; Okada, 1933c; Ota, H., 1991b.
- Body Temperature: Wang & Xu, 1987.
- Breeding Habits: Aota, 1940; Bannikov, Darevskii, Ishchenko, Rustamov & Shcherbak, 1977; Fukada, 1965; Inukai, 1930; Ishihara, 1964a; Ishihara, 1964b; Liu, 1939; Takenaka, 1979; Takenaka, 1981.
- Captivity: Hauschild, 1986; Mattison, 1991.
- Cell Culture: Kitamura, 1969.
- Cell Division: Inukai, 1934.
- Chemoreceptor Organs: Uchida, 1980.
- Chemosensory Cells: Iwasaki & Miyata, 1985.
- Chromosome Studies: Nakamura, 1928; Nakamura, 1931; Nakamura, 1935; Odierna, et al. 1985; Odierna, et al. 1987; Oguma & Makino, 1931; Oguma & Makino, 1932; Olmo, et al. 1991.

Circumventricular Organs: Tsuneki, 1987.

Clutch Size: Fukada, 1965; Ji, et al. 1987; Takenaka, 1981; Takenaka, 1989; Taylor, 1963; Telford, 1969; Terentev & Chernov, 1949; Yu & Day, 1984.

Cytochemistry: Oota, 1971.

Cytogenetic Studies: Kupriyanova, 1990.

Development: Inukai, 1934; Oka, 1982; Oota & Sakurai, 1983; Oota & Sakurai, 1984.

Defensive Behavior: Mori, 1991.

Digenean Parasites: Jiang, et al. 1984.

Digestion: Ishihara, 1973b.

Diseases: Doi, Oya, & Telford, 1968; Doi, Oya, Shirasaka, Yabe, & Sasa, 1983.

Distribution: Ahl, 1930; Alexander & Diener, 1958, Barbour, 1909; Boettger, 1879; Boettger, 1893; Boettger, 1895; Borkin, Velizhanin, et al. 1981; Borkin & Korotkov, 1981; Boulenger, 1887; Boulenger, 1917; Boulenger 1920; Brongersma, 1931; Brown, 1902; Chang, 1932; Chen, 1991; Cheng & Lin, 1987; Darevsky, 1990; Deng & Jiang, 1992; Dixon, 1956; Doederlein, 1881; Fritze, 1894; Fujimoto & Yamaguti, 1987; Fukada, 1979; Goris, 1965; Gunther, 1888; Hahn, 1960; Hallowell, 1860; Hatta, S., 1910; Hatta, S. 1913; Hatta, S., 1921; Hatta, S. 1928; Haupt, 1978; Hilgendorf, 1880; Hirose, 1929; Hirose, 1931; Huang, 1990; Hokikawa, 1927; Hokikawa, 1930; Hu, Er-mie & Liu, 1966; Hu, Djao, & Liu, 1973; Ji, et al. 1987; Jiang, 1992; Jiang & Zhao, 1992; Johnson, 1969; Kaburaki, 1926; Karson, Lau, & Bogadek, 1986; Koba, 1955; Koba, 1956; Koba, 1957; Koba, 1958; Koba, 1959; Koba, 1960; Kopstein, 1930; Korotkov, 1974; Kuhne, et al. 1910; Kuroda, 1931; Li Dejun, 1989; Liang, 1976; Lin & Cheng, 1980; Lin & Cheng, 1981; Lin & Cheng, 1988; 1990; Lin & Lee, 1988; 1990; Lue, 1987; Lue, et al. 1988; Martens, 1876; Mell, 1922; Mertens, 1929; Mueller, 1878; Nakamura & Ueno, 1969; Namiye, 1904; Nikolski, 1905; Ohno, 1968; Okada, 1929; Okada, 1931; Okada, 1932; Okada, 1933a; Okada, 1933b; Okada, 1938a; Okada, 1938b; Okada, 1940; Okada, 1959; Okada & Hashimoto, 1937; Ota, 1991b; Pope, 1929; Pope, 1956; Robinson & Kloss, 1920; Rooij, 1915; Schenkel, 1902; Schmidt, 1927a; Schmidt, 1927b; Schmidt & Inger, 1957; Selvin, 1925; Selvin, 1930; Selvin, 1937; Shannon, 1956; Shibata, 1960; Shibata, 1966; Shibata, 1981; Stanley, 1914; Stejneger, 1904; Stejneger, 1910; Stejneger, 1924; Sternfeld, 1916; Stoliczka, 1872; Suvatti, 1950; Swinhoe, 1870; Szyndlar, 1984; Szyndlar, 1991; Tanner, 1953; Taylor, 1963; Tchang, 1931; Terentev & Chernov, 1949; Theobald, 1876; Tian & Jiang, 1986; Thompson, 1912; Toyama, 1976; Ueno, 1970; Van Denburgh, 1909; Van

Denburgh, 1912a; Van Denburgh, 1912b; Vogt, 1914; Vogt, 1922; Walley, 1958a; Walley, 1958b; Walley, 1962; Wang, 1964; Wen, 1985; Won, 1971; Wu, 1930; Yoneda, 1981; Yu & Day, 1984, Zhao, et al. 1990.

Distribution of Acid & Alkaline Phosphatases: Iwahaski, 1951.

Ecology: Cheng, 1987; Dixon, 1956; Hahn, 1960; Ishihara, 1965; Ishihara, 1973a; Ishihara, 1973e; Okada, 1932; Okada, 1933b; Pope, 1929; Sengoku, 1973; Takeishi & Ono, 1986; Wang, 1964; Wang, 1966.

Effects of Environment: Bannikov, Darevskii, Ishchenko, Rustamov & Shcherback, 1977.

Effects of Gonadectomy: Takewaki & Fukuda, 1935.

Effects of Synthetic androgen on Kidney: Yamao & Watanabe, 1940.

Egg Laying: Ishihara, S. 1964a; Ishihara, S. 1964b. Korotkov, 1974.

Egg Tooth: Nagahama, 1973.

Eggs: Ishihara, 1964; Kopstein, 1930; Korotkov, 1974; Liu, 1939; 1974; Pope, 1929, Wang, Ji & Ma, 1989.

Embryology: Nakao, 1939; Oka, 1972; Oka, 1976, Oka, 1978; Oka, 1981; Oka, 1982; Oka, 1983; Oka, 1989; Oota & Sakurai, 1983; Oota & Sakurai, 1984; Tsuneki, 1987.

Encephalitis Virus: Doi, Oya, Telford, 1968; Doi, Oya, Shirasaka, Yabe & Sasa, 1983.

Endocrinology: Kehl, 1955.

Epidermal Secretions: Chen, Cheng, & Alexander, 1987.

Evolution: Korotkov, 1974.

Experiments on Organizers: Nakao, 1939.

Fat Bodies: Cheng & Lin, 1978; Cheng & Lin, 1987.

Feeding Habits: Korotkov, 1974; Minobe, 1927; Wang, 1964.

Food Preferences: Jackson & Telford, 1975.

Food Intake: Ishihara, 1973b.

General: Bellairs, 1970; Gans, 1949; Halliday & Adler, 1986; Mattison, 1991; Mertens, 1960; Pope, 1956; Sowerby, 1922.

Genital Tubercles: Oka, 1982.

Geographical Variation: Korotkov, 1974.

Glands: Oota, 1971; Oota, 1979; Oota & Sakurai, 1983; Oota & Sakurai, 1984; Ota, T., 1973.

Glycolipids: Nishimura, 1987.

Golgi Bodies: Hatta, 1944.

Gonadectomy: Hatta, 1941; Takewaki & Fukuda, 1935a.

Growth: Takeishi, 1987; Takenaka, 1980.

Hatching: Ishihara, 1964b; Liu, 1935; Wang, Ji & Ma, 1989.

Hemipenial Structure: Boehme, 1971; Boehme, 1988.

Hibernation Sites: Takeishi & Ono, 1986.

Hind Limb Regeneration: Okada, 1945.

Histochemistry: Uchida, 1980.

Histology: Chen, Cheng, & Alexander, 1987; Nagahama, 1973; Oguro, 1969; Tsuneki, 1987.

Home Range: Lin & Lee, 1988; Takeishi & Ono, 1986.

Homing Behavior: Ishihara, 1969.

Hypothalamo-neurohypophyseal System: Oota, 1971; Oota & Sakurai, 1983; Oota & Sakurai, 1984.

Immobility: Response to Predator, Mori, 1991.

Incubation Temperature Effects: Oka, 1981.

Intestine, Comparative Study: Nishimura, 1987.

Interrenal Ultrastructure: Oka, 1981.

Ito Cells: Taira & Mutoh, 1981.

Ixodes: Fujimoto, Yamaguti & Takashashi, 1986; Fujimoto & Yamaguti, 1987;
Fujimoto, Yamaguti & Takashashi 1987; Fujita & Takada, 1978; Ootake, et al.,
1985; Yoneda, 1981.

Juveniles: Liu, 1939.

Keys: Boulenger, 1917; Boulenger, 1921, Gunther, 1888; Kang & Yoon, 1975;
Nakamura & Ueno, 1969; Pope, 1935; Smith, 1935; Stejneger, 1907; Terentev &
Chernov, 1949; Tian & Jiang, 1986; Yang & Inger, 1986.

Kidney: Yamao & Hikonori, 1940.

Life History: Liu, 1935; Liu, 1939.

Lipid Studies: Nishimura, 1987.

Liver Studies: Cheng & Lin 1978. Cheng & Lin, 1987; Taira & Mutoh, 1981.

Locomotion: Schmidt & Inger, 1957.

Longevity: Ishihara, 1973c; Ishihara, 1973f.

Malaria: Telford & Ball, 1969; Telford, 1972.

Melanosomes: Mori, 1989.

Metabolic Rate: Wang & Xu, 1987.

Morphogenesis: Oka, 1971.

Morphology: Cheng, 1987; Takenaka, 1982.

Neurohypophysis: Oota, 1979.

Neurosecretions: Oota & Sakurai, 1984.

Ovarian Cycle: Telford, 1969.

Ovarian Follicle Size: Takenaka, 1978.

Oxygen Consumption: Wang, Ji, & Ma, 1989.

Parasites: Fujimoto & Yamaguti 1987; Fujimoto, Yamaguti & Takashashi, 1986; Fujita & Takada, 1978; Ishii, et al. 1976; Jiang, et al. 1984; Ootake, et al. 1985; Telford & Ball, 1969; Telford, 1972; Telford, 1982a; Telford, 1982b; Telford, 1989; Yoneda, 1981.

Parathyroid Glands: Isono, et al. 1979; Oguro, 1969.

Parietal Eye: Tatsuka, 1920.

Parthogenesis: Ishii, et al. 1976.

Physiology: Chen, S.F. et al. 1987; Cheng, 1987; Cheng & Lin, 1987; Hatta, 1941; Ishihara, 1973; Ishihara, 1975; Isono, et al. 1979; Iwahashi, 1951; Nishimura, 1987; Oka, 1972; Oota, 1979; Takewaki & Fukuda, 1935; Telford, 1969; Telford, 1970; Wang Peichao, et al. 1987; Wang, et al. 1989; Yamao, et. al. 1940.

Pigmentary Pattern: Liang, 1976.

Pituitary Gland: Oota & Sakurai, 1983.

Plasmodium Sasai: Telford & Ball, 1969; Telford, 1972; Telford, 1982a; Telford, 1982b.

Population Dynamics: Haupt, 1978.

Population Size: Ishihara, 1973a; Ishihara, 1973e.

Population Structure: Telford, 1969.

Predation: Fukada, 1958; Jackson & Telford, 1975; Shibata, 1970.

Prey: Johki, 1980; Johki & Hidaka, 1982.

Protozoan Parasites: Ishii, Takaoka, Kano, & Suzuki, 1976; Telford & Ball, 1969; Telford, 1972; Telford, 1982a; Telford, 1982b; Telford, 1989.

Pteridine Derivatives: Odata, et al. 1959.

Regeneration: Boring, Chang & Chang, 1948; Okada, 1945.

Reproduction: Chenj, 1987; Cheng & Lin, 1978; Cheng & Lin, 1987; Fitch, 1970; Ishihara, 1964a; Ishihara, 1964b; Ji, et al. 1987; Kehl, 1955; Kopstein, 1930; Korotkov, 1974; Okada, 1932; Pope, 1929; Takeishi & Ono, 1986; Takenaka,

1979; Takenaka, 1980; Takenaka, 1981; Takenaka, 1989; Taylor, 1963; Telford, 1969.

Running Speed: Ishihara, 1973d.

Salt Water Association: Neill, 1958.

Serum Studies: Iwamatsu, 1983.

Sex Determination Genetics: Olmo, et al. 1984.

Sex Ratios: Telford, 1969.

Sexual Dimorphism: Toyama, 1976.

Sexual Maturity: Takenaka, 1978.

Shell Gland: Ota, T., 1973.

Size & Weight: Cheng & Lin, 1987.

Skin: Mori, 1989; Odate, et al. 1959.

Sperm Ducts: Chen, Cheng & Alexander, 1987.

Spermatozoa: Takewaki & Fukuda, 1935b.

Spermatogenesis: Oka, 1972; Oka, 1973; Oka & Fujiwara, 1973.

Swimming Speed: Ishihara, 1973d.

Taste Buds: Nomura, 1936; Uchida, 1980.

Tail Variation Role as Defensive Strategy: Mori, 1990.

Taxonomy: Ahl, 1930; Arnold, 1989; Barbour, 1917; Boulenger, 1887; Boulenger, 1917; Boulenger, 1921; Cheng, 1987; Daudin, 1803; Gray, 1825; Gray, 1838; Liang, 1976; Lin & Cheng, 1980, Lin & Cheng, 1981; Liu, 1939; Odiera, et al. 1987; Ota, H., 1991; Peters, 1881; Shibata, 1966; Stejneger, 1904; Stejneger, 1924; Szyndlar, 1984; Van Denburgh, 1912a; Van Denburgh, 1912b; Vogt, 1914; Walley, 1958a; Walley, 1958b; Walley, 1962.

Teeth: Nagahama, 1973.

Territoriality: Sengoku, 1973.

Testicular Interstitial Cells: Oka, 1976.

Testicular Transplants: Takewaki & Fukuda, 1935a; Talewaki & Fukuda, 1935b.

Thermoregulation Cycle: Saint-Girons & Saint-Girons, 1956.

Tissue Culture: Kitamura, 1969.

Type Specimens: Ahl, 1930; Barbour & Loveridge, 1946; Boettger, 1893; Boulenger, 1887; Boulenger, 1894; Boulenger, 1917; Brygoo, 1988; Cochran, 1961; Crippen, 1962; Cuvier, 1829; Daudin, 1803; Doi, 1920; Doi, 1929; Dumeril & Bibron, 1839; Fischer, 1885; Gray, 1838; Guibe, 1954; Gunther, 1864; Hilgendorf 1880; Jerdon, 1870; Liang, 1976; Lin & Cheng, 1981; Mueller, 1878; Thompson, 1912; Peters, 1863; Peters, 1881; Schegel, 1838; Schenkel, 1902; Selvin & Leviton, 1956; Smith, 1935; Stejneger, 1904; Stejneger, 1907; Stejneger, 1924; Van Denburgh, 1909; Van Denburgh, 1912a; Van Denburgh, 1912b; Vogt, 1914; Walley, 1958a; Walley, 1958b; Walley, 1962; Welch, et al., 1990.

Ultrastructure: Isono, et al. 1979; Iwasaki & Miyata, 1985; Oka, 1972; Oka, 1976; Oka, 1989; Oka & Fujiwara, 1973; Oota, 1979; Oota & Sakurai, 1984; Ota T., 1973; Taira & Mutoh, 1981; Uchida, 1980.

Viscral Pouches: Oka, 1971.

Zoogeography: Hatta, S., 1913; Hatta, S., 1921; Hatta, S. 1928; Kano, 1940; Kuroda, 1931; Okada, 1933b; Okada, 1940.

TAXONOMIC INDEX

Apeltonotus Boulenger, 1917.

Apeltonotus dorsalis Boulenger, 1917; Takenaka, 1989.

Lacerta tachydromoides = Takydromus tachydromoides Schegel, 1837; Boulenger, 1887; Boulenger, 1917; Stejneger, 1907.

Platyplacopus Arnold, 1989; Boulenger, 1917.

Platyplacopus dorsalis, Barbour & Loveridge, 1946.

Platyplacopus intermedius, Barbour & Loveridge, 1946; Li Dejun, 1989; Stejneger, 1924.

Platyplacopus kuehnei, Boulenger, 1917; Li Dejun, 1989; Lin & Cheng, 1980; Lin & Cheng, 1990; Ota, H., 1991; Van Denburgh, 1909.

Platyplacopus kuehnei carinatus, Crippen, 1962.

Platyplacopus sylvaticus Pope, 1928.

Tachydromus Latreille, 1804 = Takydromus, Romer, 1956.

Tachydromus Oppel, 1811 = Takydromus Daudin 1802; Boulenger, 1887; Boulenger, 1917; Boulenger, 1921; Camp, 1923; Gray, 1825; Matschie, 1893; Romer, 1956; Smith, Lewis & Smith, 1967; Theobald, 1876.

Tachydromus sp., Beuchat, 1986; Cope, 1898; Doederlein, 1881.

Tachydromus amurensis, Borkin & Korotkov, 1981, Borkin, Velizhanin, Korotkova & Boulenger, 1887; Boulenger, 1917; Boulenger, 1921; Korotkov, 1981, Gunther, 1888; Nikolski, 1905; Peters, 1881.

Tachydromus chinensis Vogt, 1914.

Tachydromus formosanus Boulenger, 1894a; Boulenger, 1917; Boulenger, 1921; Oguma & Makino, 1932; Stejneger, 1907; Thompson, 1912.

Tachydromus haughtonianus Anderson, 1871; Boulenger, 1887; Boulenger, 1921; Gunther, 1888; Jerdon, 1870; Stoliczka, 1872; Theobald, 1876.

Tachydromus holsti Boulenger, 1894b.

Tachydromus japonicus, Boulenger, 1887; Boulenger, 1921; Brygoo, 1988; Dumeril & Bibron, 1839; Gunther, 1888; Hallowell, 1860; Martens, 1876; Mueller, 1878; Mueller, 1887; Okada & Hashimoto, 1937.

Tachydromus khasiensis Boulenger, 1917; Boulenger, 1921.

Tachydromus kwangsiensis Ahl, 1930; Pope, 1935.

Tachydromus kuehnei Boulenger, 1921; Hilgendorf, 1880; Vogt, 1914.

Tachydromus meridionalis Boulenger, 1887; Gunther, 1864; Gunther, 1888.

Tachydromus ocellatus Boulenger, 1887; Cuvier, 1829;

Tachydromus quadrilineatus, Boulenger, 1887; Daudin, 1803; Wiegmann, 1834.

Tachydromus sauteri Boulenger, 1921.

Tachydromus septentrionalis, Boulenger, 1917; Boulenger, 1921; Gunther, 1864; Gunther, 1888; Gunther, 1896, Mell, 1922; Nakamura, 1935; Swinhoe, 1870; Thompson, 1912; Vogt, 1922.

Tachydromus sexlineatus Boulenger, 1921; Brongersma, 1931; Daudin, 1803; Gray, 1825; Gray, 1845; Guibe, 1954; Gunther, 1864; Gunther, 1888; Gunther, 1888; Hallowell, 1860; Okada & Hashimoto, 1937; Stoliczka, 1901; Theobald, 1876.

Tachydromus sexlineatus aeneofuscus Boulenger, 1887; Peters, 1863.

Tachydromus sexlineatus meridionalis Stejneger; Schmidt, 1927; Stejneger, 1925.

Tachydromus sexlineatus sexlineatus Boulenger, 1887.

Tachydromus smaragdinus, Boettger, 1895; Boulenger, 1887; Boulenger, 1917; Boulenger, 1921; Brygoo, 1988; Guibe, 1954; Gunther, 1888; Schenkel, 1902.

Tachydromus septentrionalis Gunther, 1864; Gunther, 1888; Mell, 1922; Oguma & Makino, 1932; Stejneger, 1910; Stanley, 1914; Swinhoe, 1870; Thompson, 1912.

Tachydromus sikkimensis Gunther, 1864; Boulenger, 1917.

Tachydromus tachydromoides, Boettger, 1879; Boettger, 1893; Boulenger, 1887; Boulenger, 1917; Boulenger, 1921; Brygoo, 1988; Guibe, 1954; Gunther, 1888; Miyawaki, 1927; Namiye, 1904; Nakamura, 1928; Oguma & Makino, 1931; Okada & Hashimoto, 1937.

Tachydromus typus Boulenger, 1887; Gray, 1838.

Tachydromus typus = Poromera gen. nov. Boulenger, 1887.

Tachydromus wolteri Borkin & Korotkov, 1981; Borkin, Velizhanin, Korotkova & Korotkov, 1981, Boulenger, 1887; Boulenger, 1917; Boulenger, 1921; Fischer, 1885; Gunther, 1888.

Tachysaurus japonicus Boulenger, 1917; Gray, 1845.

Tachydromus Arnold, 1989; Bellairs, 1970; Boehme, 1971; Boehme, 1988; Boulenger, 1920; Brygoo, 1988; Daudin, 1803; Fitch, 1970; Gans, 1949; Guibe, 1954; Inukai, 1934; Kano, 1940; Lue, Chen & Chang, 1992; Mertens, 1960; Ota, H. 1991b; Smith, et al. 1967; Romer, 1956; Szyndlar, 1984; Telford, 1982b; Tian & Jiang, 1986; Welch, et al. 1990; Yang & Inger, 1986.

Takydromus sp. Deng & Jiang, 1992; Doederlein, 1881.

Takydromus amurensis Borkin & Korotkov, 1981; Borkin, et al. 1981; Boulenger, 1921; Dixon, 1956; Ji, et al. 1987; Kang & Yoon, 1975; Korotkov, 1974; Kupriyanova, 1990; Liu, 1939a; Okada, 1933b; Olmo, et al. 1991; Peters, 1881; Schmidt, 1927a; Selvin, 1925; Shannon, 1956; Shibata, 1966; Sowerby, 1922; Stejneger, 1907; Szyndlar, 1984; Szyndlar, 1991; Takenaka, 1989; Tanner, 1953; Terentev & Chernov, 1949; Walley, 1958a; Walley, 1962; Welch, et al. 1990; Won & Choy, 1967; Won, 1971.

Takydromus auralis Kang & Yoon, 1975 (orthographic error).

Takydromus auroralis Doi, 1929; Kang & Yoon, 1975; Shannon, 1956; Shibata, 1966; Szyndlar, 1984; Walley, 1962; Welch, et al. 1990.

Takydromus dorsalis Barbour & Loveridge, 1946; Kaburaki, 1926; Kuroda, 1931; Liu, 1939a; Okada, 1929; Okada, 1933b; Okada, 1940; Stejneger, 1904; Stejneger, 1907; Takenaka, 1989; Van Denburgh, 1912a.

Takydromus dorsalis = Apeltonotus gen. nov., Boulenger, 1917.

Takydromus formosanus Barbour, 1917; Boulenger, 1894a; Boulenger, 1917; Boulenger, 1921; Cheng, 1987a; Hatta, S., 1928; Horikawa, 1930; Kaburaki, 1926; Liang, 1976; Lin & Cheng, 1981; Lin & Cheng, 1990; Lin & Lee, 1988; Liu, 1939; Lue, 1987; Lue, et al. 1988; Nakamura, 1931; Oguma & Makino, 1932; Oguma & Makino, 1937; Okada, 1933b; Okada, 1940; Ota, H., 1991a; Ota, H., 1991b; Stejneger, 1907; Stejneger, 1910; Takenaka, 1989; Thompson, 1912; Van Denburgh, 1912a; Wang & Wang, 1956.

Takydromus haughtonianus Boulenger, 1887; Boulenger, 1921; Welch, et al. 1990.

Takydromus holsti, Boulenger, 1894b; Boulenger, 1917; Okada, 1938b.

Takydromus hsuehshanensis Lin & Cheng, 1981; Lin & Cheng, 1990; Lue, 1987; Lue, et al. 1988; Ota, H. 1991b; Takenaka, 1989; Welch, et al. 1990.

Takydromus intermedius, Barbour & Loveridge, 1946; Chang, 1932; Cochran, 1961; Liu, 1939a; Schmidt, 1927a; Stejneger, 1924; Wu, 1930.

Takydromus japonicus, Boulenger, 1887; Boulenger, 1917; Boulenger, 1921; Dumeril, Bibron, & Dumeril, 1839; Dumeril & Dumeril, 1851; Okada, 1938b.

Takydromus khasiensis, Boulenger, 1921; Cochran, 1961.

Takydromus kuehnei, Boulenger, 1917; Boulenger, 1921; Hilgendorf, 1880; Lin & Cheng, 1980; Lin & Cheng, 1990; Okada, 1933b; Okada, 1940; Ota, H., 1991b; Selvin & Leviton, 1956; Stejneger, 1910; Van Denburgh, 1909; Van Denburgh, 1912a.

Takydromus kuehnei = Platyplacopus gen. nov., Boulenger, 1917.

Takydromus kwangakuensis, Dixon, 1956, Doi, 1920; Kang & Yoon, 1975; Shannon 1956; Shibata, 1966; Szyndlar, 1984; Walley, 1958a; Welch, et al. 1990.

Takydromus kwangsiensis Ahl, 1930, Pope, 1935.

Takyddromus meridionalis, Boulenger, 1887.

Takydromus ocellatus, Boulenger 1887; Cuvier, 1829; Suvatti, 1950.

Takydromus quadrilineatus, Boulenger, 1887; Brygoo, 1988; Daudin, 1803; Lin & Cheng, 1990.

Takydromus sauteri, Boulenger, 1917; Boulenger, 1921; Hirose, 1929; Hokikawa, 1927; Lin & Cheng, 1981; Lin & Cheng, 1990; Lue, 1987; Lue, et al. 1988; Okada, 1929; Okada, 1932; Okada, 1933b; Okada, 1938a; Okada, 1940; Ota, 1991b; Selvin & Leviton, 1956; Stejneger, 1910; Sternfeld, 1916; Van Denburgh, 1909; Van Denburgh, 1912a; Wang & Wang, 1956; Welch, et al. 1990; Yu & Day, 1984.

Takydromus septentrionalis, Bannikov, et al., 1977; Boring, et al., 1948; Boulenger, 1921; Chang, 1932; Chang & Chang, 1948; Chen, 1991; Cheng & Lin, 1978; Cheng, 1987a; Cochran, 1930; Hu, Er-mie & Liu, 1973; Jiang, et al. 1984; Kano, 1940; Hatta, S., 1928; Hu, Er-mie, & Liu, 1973; Huang, 1990; Jiang & Zhao, 1992; Kang & Yoon, 1975; Li Dejun, 1989; Liang, 1976; Liu, 1935; Liu, 1939a; 1939b; Lue, 1988; Mertens, 1929; Muller & Hellmich, 1940; Nakamura, 1931; Nakamura, 1935; Oguma & Makino, 1932; Oguma & Makino, 1937; Okada, 1931; Okada, 1938a; Okada, 1940; Pope, 1929; Pope, 1956; Schmidt, 1927a; Stanley, 1914; Stejneger, 1910; Sternfeld, 1916; Stejneger, 1910; Swinhoe, 1870; Takenaka, 1989; Tchang, 1931; Van Denburgh, 1909; Van Denburgh, 1912a; Wang, 1964; Wang, 1966; Wang & Xu, 1987; Wang, Ji, & Ma, 1989; Wang & Wang, 1956; Wen, 1985; Welch, et al. 1990; Wu, 1930.

Takydromus sexlineatus, Boulenger, 1921; Brown, 1902; Brygoo, 1988; Darevsky, 1990; Daudin, 1803; Fitch, 1970; Guibe, 1954; Halliday & Adler, 1986; Kopstein, 1930; Lin & Cheng, 1990; Mattison, 1991; Odierna, et al. 1985; Odierna, et al. 1987; Okada, 1938b; Olmo, et al. 1984; Olmo, al. 1985; Olmo, et al. 1991; Robinson & Kloss, 1920; Saint-Girons & Saint-Girons, 1956; Schmidt, 1927a; Schmidt & Inger, 1957; Stoliczka, 1872; Suvatti, 1950; Takenaka, 1989; Taylor, 1963.

Takydromus sexlineatus aeneofuscus, Boulenger, 1887; Peters, 1863.

Takydromus sexlineatus khasiensis Smith, 1935; Welch, et al. 1990.

Takydromus sexlineatus meridionalis, Glass, 1946; Hu, Er-mie, & Liu, 1973; Liu, 1939a; Pope, 1929; Schmidt, 1927a; Schmidt, 1927b; Stejneger, 1925; Takenaka, 1989; Welch, et al. 1990.

Takydromus sexlineatus ocellatus, Hauschild, 1986; Huang, 1990; Karson, Lau, & Bogadek, 1986; Welch, et al. 1990.

Takydromus sexlineatus sexlineatus, Boulenger, 1887; Brygoo, 1988; Loveridge, 1945; Welch, et al. 1990.

Takydromus smaragdinus Barbour, 1909; Boettger, 1895; Boulenger, 1887; Boulenger, 1917; Boulenger, 1921; Fritze, 1894; Guibe, 1954; Hatta, S., 1928; Haupt, 1978; Johnson, 1969; Koba, 1955; Koba, 1956; Koba, 1957; Koba, 1958; Koba, 1959; Koba, 1960; Kuroda, 1931; Liu, 1939a; Nakamura & Ueno, 1969; Neill, 1958; Okada, 1933b; Okada, 1938a; Okada, 1959; Schenkel, 1902; Shibata, 1960; Stejneger, 1904; Stejneger, 1907; Sternfeld, 1916; Takenaka, 1981; Takenaka, 1989; Telford, 1972; Telford, 1982a; Toyama, 1976; Van Denburgh, 1912a; Welch, et al. 1990.

Takydromus stejnegeri Barbour, 1917; Boulenger, 1917; Boulenger, 1921; Cheng, 1987a; Cheng, 1987b; Cheng & Lin, 1987; Chen, Cheng & Alexander, 1987; Lin & Cheng, 1981; Lin & Cheng, 1990; Lue, 1987; Lue, et al. 1988; Okada, 1933b; Okada, 1940; Ota, H. 1991b; Slevin & Leviton, 1956; Takenaka, 1989; Van Denburgh, 1912a; Van Denburgh, 1912b.

Takydromus tachydromoides Alexander & Diener, 1958; Aota, 1940; Barbour, 1909; Boettger, 1879; Boettger, 1893; Boulenger, 1887; Boulenger, 1917; Boulenger, 1921; Doi, Oya & Telford, 1968; Doi, Oya, Shirasaka, Yabe, & Sasa, 1983; Fitch, 1970; Fritze, 1894; Fujimoto & Yamaguti, 1987; Fujimoto, Yamaguti & Takashashi, 1986; Fujimoto, Yamaguti & Takahashi (b); Fujita & Takada, 1978; Fukada, 1958; Fukada, 1965; Fukada, 1979; Fukada & Ishihara, 1967; Goris, 1965; Guibe, 1954; Hatta, 1941; Hatta, K., 1944; Hatta, S., 1910; Hatta, S. 1913; Hatta, S., 1928; Hirose, 1931; Inukai, 1930; Inukai, 1934; Ishihara, 1964a; Ishihara, 1964b; Ishihara, 1965; Ishihara, 1969; Ishihara, 1973a; Ishihara, 1973b; Ishihara, 1973c; Ishihara, 1973d; Ishihara, 1973e; Ishihara, 1973f; Ishii, et al., 1976; Isono, et al. 1979; Iwahashi, 1951; Iwamatsu, 1983; Iwasaki & Miyata, 1985; Jackson & Telford, 1975; Johki, 1980; Johki & Hidaka, 1982; Kaburaki, 1926; Kehl, 1955; Kitamura, 1969; Koba, 1955; Kuhne, et al. 1910; Lin & Cheng, 1981; Minobe, 1927; Mori, 1989; Mori, 1990; Mori, 1991; Nagahama, 1973; Nakamura & Ueno, 1969; Nakao, 1939; Namiye, 1904; Niimi, 1965; Niimi, 1969; Nishimura, 1987; Nomura, 1936; Odate,

et al. 1959; Oguma & Makino, 1931; Oguma & Makino, 1937; Oguro, 1969; Ohno, 1968; Oka, 1971; Oka, 1973; Oka, 1972; Oka, 1973; Oka, 1976; Oka, 1978; Oka, 1981; Oka, 1982; Oka, 1983; Oka, 1989; Oka & Fujiwara, 1973; Okada, 1931; Okada, 1933a; Okada, 1933b; Okada, 1938a; Okada, 1938b; Okada, 1940; Okada, 1945; Oota, 1971; Oota 1979; Oota & Sakurai, 1983; Oota & Sakurai, 1984; Ootake, et al. 1985; Ota, T., 1973; Schwenk, 1985; Selvin, 1930; Selvin, 1937; Sengoku, 1973; Shannon, 1956; Shibata, 1966; Shibata, 1970; Shibata, 1981; Stejneger, 1904; Stejneger, 1907; Sternfeld, 1916; Szyndlar, 1984; Taira & Mutoh, 1981; Takeishi, 1987; Takeishi & Ono, 1986; Takenaka, 1978; Takenaka, 1979; Takenaka, 1980; Takenaka, 1981; Takenaka, 1982; Takenaka, 1989; Takenaka & Fukuda, 1935a; Takewaki & Fukuda, 1935b; Tatsuka, 1920; Telford & Ball, 1969; Telford, 1969; Telford, 1972; Telford, 1982a; Telford, 1982b; Telford, 1989; Tsuneki, 1987; Uchida, 1980; Ueno, & Shibata, 1970; Van Denburgh, 1909; Van Denburgh, 1912a; Van Denburgh, 1912b; Walley, 1958b; Welch, et al. 1990; Won, 1971; Yamao & Hikonori, 1940; Yamao & Watanabe, 1940; Yoneda, 1981.

Takydromus tachydromoides oldi, Cochran, 1961; Kang & Yoon, 1975; Szyndlar, 1984; Walley, 1958b.

Takydromus typus, Boulenger, 1887.

Takydromus wolteri Borkin & Korotkov, 1981; Borkin, et al. 1981; Boulenger, 1887; Boulenger, 1921; Dixon, 1956; Hahn, 1960; Huang, M. 1990; Ji, et al. 1987; Jiang, 1992; Jiang & Zhao, 1992; Kang & Yoon, 1975; Liu, 1939a; Schmidt, 1927a; Selvin, 1925; Shannon, 1956; Shibata, 1966; Stejneger, 1907; Szyndlar, 1984; Szyndlar, 1991; Takenaka, 1989; Welch, et al. 1990; Won, 1971.

Takydromus wolteri var. cupreus Pavlov, 1932.

Takydromus wolteri var. mandchuriensis Pavlov, 1932.

Trachysaurus Gray, 1845 = Takydromus Romer, 1956.

- AHL, E. 1930. Beitrage zur Lurch-und Kreichtler fauna Kwangsi: 5. Eidechsen. Sitzberg. Ges. Naturf., Freunde Berlin 1:326-331.
- ALEXANDER, D.R. & DIENER, R.A. 1958. A collection of amphibians and reptiles from Japan. *Copeia* 1958: 218-219.
- ANDERSON, J. 1871. On some Indian reptiles. *Proc. Zool. Soc. Lond.* 1871:149-211.
- ANNANDALE, N. 1912. Reptilia: Zoological Results of the Abor Expedition 1911-1912 *Records Indian Mus.* 8(1):37-59.
- AOTA, S. 1940. About the breeding habits of the arboreal lizard (*Japalura* sp.). *Japanese Trans. Nat. Hist. Soc. Formosa* 30(205):402-405.
- ARNOLD, E.N. 1989. Towards a phylogeny and biogeography of the Lacertidae: Relationships within an old-world family of lizards derived from Morphology. *Bull British Mus. Nat. Hist. Lond.* 55(2):209-257.
- BANNIKOV, A.G, DAREVSKII, I.S., ISHCHEENKO, V.G., RUSTAMOV, A.K. & SHCHERBAK, N.N. 1977. Guide to amphibians and reptiles of the USSR fauna. *Prosveshchenie, Moskva*: 1-415, illus. (In Russian).
- BARBOUR, T. 1909. Notes on amphibia and reptilia from eastern Asia. *Proc. New England Zool. Club* 4: 53-78.
- BARBOUR, T. 1917. A most regrettable [sic] tangle of names. *Occas. Papers Mus. Zool. Univ. Mich.* 44:1-9.
- BARBOUR, T. & LOVERIDGE, A. 1946. First supplement to typical reptiles and amphibians. *Bull. Mus. Comp. Zool.* 96(2):59-214.
- BELLAIRS, A. 1970. *The life of Reptiles. Vol. II.* Universe Books, N.Y. 590 pp.
- BOEHME, W. 1971. Uber das Stachelepithel am Hemipenis Lacertider Eidechsen und seine Systematische Bedeutung. *Z. zool. Syst. Evolutionsf., Hamburg* 9(3):187-223.
- BOEHME, W. 1988. Zur Genitalmorphologie der Sauria: Funktionelle und Stammesgeschichtliche Aspekte. *Bonn. zool. Monogr.* 27: 1-176.
- BOETTGER, O. 1879. (Eingehende Beschreibung der Reptilien und Amphibien Japans). *Berichte und Mitteil. Offenbacher Vereinigung der Naturkunde* 17:17-18. 1878.
- BOETTGER, O. 1884. Materialien zur Herpetologischen Fauna von China I. *Ber. offenb. Ver.* 115-170.
- BOETTGER, O. 1893. Katalog der reptilien-Sammlung im Museum der Senckenbergischen Naturforschenden Gessllschaft in Frankfurt am Main. I. Teil (Rhynchocephalen, Schildroten, Krokodile, Eidechsen, Chamaleons). Frankfurt a. M. i-x + 140 pp.
- BOETTGER, O. 1895. Neue Frosche und Schlangen von den Liu-Kiu-Inseln. *Berichte und Mitteilungen der Offenbacher Vereinigung der Natur.* 33-6 (1895):101-117.
- BORING, A.M., CHANG, L.F. & CHANG, W.H. 1948. Autotomy and regeneration in the tail of lizards. *Peking Nat. Hist. Bull.* 17(1):85-106.
- BORKIN, L.J., VELIZHANIN, A.G., KOROTKOVA, E.B. & KOROTKOV, Yu. M. 1981. On the herpetofauna of Islands in Gulf of Peter the Great. pp. 24-27, In: Borkin (ed), *Herpetological Investigations in Siberia & the Far East.* Acad. Sci. USSR Zool. Inst.
- BORKIN, L.J., & KOROTKOV, Yu M. 1981. On protection of amphibians and reptiles of

- Siberia and the Far East of the USSR. pp. 28-37. In: Borkin (ed),
Herpetological Investigations in Siberia & the Far East. Acad. Sci.
USSR Zool. Inst.
- BOULENGER, G.A. 1887. On a collection of reptiles and batrachians made by Mr. H. Pryer in the Loo Choo Islands. Proc. Zool. Soc. Lond. 1887:146-150.
- BOULENGER, G.A. 1887. Catalogue of the lizards in the British Museum (Natural History). 2nd ed. Volume III. Lacertidae, Gerrhosauridae, Scincidae, et al. London: xii + 575 pp. 40 pls.
- BOULENGER, G.A. 1890. A list of the reptiles and batrachians of Amoorland. Ann. Nat. Hist. (6) V:137-144. illus.
- BOULENGER, G.A. 1894. Description of a new lizard and a new fish obtained in Formosa by Mr. Holst. Ann. Nat. Hist. (6) XIV:1894:462-463.
- BOULENGER, G.A. 1894. Second report on additions to the lizard collection in the Natural History Museum. Proc. Zool. Soc. Lond. 1884:722-736. illus.
- BOULENGER, G.A. 1899. On a collection of reptiles and batrachians made by Mr. J.D. La Touche in northwest Fokien, China. Proc. Zool. Soc. Lond. 1899:159-172.
- BOULENGER, G.A. 1917. A Revision of the lizards of the genus Tachydromus. Mem. Asiatic Soc. Bengal, Calcutta 5(6):207-235.
- BOULENGER, G.A. 1920. Reptiles and batrachians collected in Korinchi, West Sumatra, by Messrs. H.C. Robinson & C. Boden Kloss. Jour. Federate Malay States Mus. 8(2):285-306. illus.
- BOULENGER, G.A. 1921. Monograph of the Lacertidae. Volume 2. Lond. 451 pp.
- BRONGERSMA, L.D. 1931. Resultats Scientifiques du voyage aux Indes Orientales Neerlandaises de LL.AA. RR. le Prince et la Princesse Leopold de Belgique: Reptilia. Mem. Mus. Royal d'Hist. Nat. de Belgique 5(2):3-39, pls. 1-3.
- BROWN, A.E. 1902. A collection of reptiles and batrachians from Borneo and the Loo Choo Islands. Proc. Nat. Acad. Sci. Phila. 1902:175-184.
- BRYGOO, E. R. 1988. Les types de Lacertides (Reptiles, Sauriens) du Museum national d'Histoire naturelle Catalogue critique. Bull. Mus. natn. Hist. nat. 4 ser. 10, sect. A 1:3-57. 2 figs.
- CAMP, C.L. 1923. Classification of the lizards. Bull. Amer. Mus. Nat. Hist. 48(11): 289-481.
- CHANG, M.L.Y. 1932. Notes on a collection of reptiles from Szechuan. Contr. Biol. Lab. Sci. Soc. China Zool. Ser. 8(2):9-95. illus.
- CHEN, Bihui. (ed). 1991. The amphibian and reptilian fauna of Anhui. Anhui, China, 407 pp. 151 illus. (In Chinese: English abstract).
- CHEN, S.-F., CHENG, V. & ALEXANDER, P.S. 1987. The annual cycle of epidymal secretory granule production in the lizard Takydromus stejnegeri. Biol. Bull. Dept. Biol. Coll. Sci. Tungahi univ. No. 67: 1-14.
- CHENG, H.-Y. 1987a. The status of a Lacertid lizard Takydromus stejnegeri Van Denburgh in Taiwan. J. Taiwan Mus. 40(2):13-17.
- CHENG, H.-Y. 1987b. A review on annual reproductive and energetic patterns of five

- taxa of lizards in Taiwan for ten years. Proc. Natl. Sci. Counc. Repub. China Part B Life Sci. 11(3):313-321. illus.
- CHENG, H.-Y. & LIN, J.-I. 1978. Comparative reproductive biology of the lizards, Japalura swinhonis formosensis, Takydromus septentrionalis and Hemidactylus frenatus in Taiwan. 2. Fat body and liver cycles of the male. Bull. Inst. Zool. Acad. Sinica 17(1):1978:67-74, illus.
- CHENG, H.-Y. & LIN, J.Y. 1987. Annual ovarian, fat body and liver cycles of the grass lizard Takydromus stejnegeri in Taiwan. Zool. Sci. (Tokyo) 4(3):557-561. illus.
- COCHRAN, D.M. 1930. The herpetological collections made by Dr. Hugh M. Smith in Siam from 1923 to 1929. Proc. U.S. Nat. Mus. 77(11):1-39, 5 figs.
- COCHRAN, D. M. 1961. Type specimens of reptiles and amphibians in the United States National Museum. Bull. U.S. Nat. Mus. 220: 1-289.
- COPE, Edward Drinker. 1900 (1898). The Crocodilians, Lizards and Snakes of North America. Rep. U.S. Natl. Mus. 1898:153-1270.
- CRIPPEN, R.G. 1962. Holotype specimens of amphibians and reptiles in the Museum of Vertebrate Zoology, University of California, Berkeley. Herpetologica 18:187-194.
- CUVIER, G. 1829. Le Regne Animal Distribue d'Aspres son Organisation. (2nd ed) vol. 2. Guerin. Icon. Regne Anim. Rept. 1829: pl. v, fig. 3.
- DAREVSKY, I.S. 1990. Notes on the reptiles (Squamata) of some offshore islands along the coast of Vietnam. pp. 125-129. 1 fig. In: Peters, G. & Hutterer (ed.) Vertebrates in the tropics. Mus. Alexander Koenig, Bonn.
- DAUDIN, F.M. 1803. Histoire Naturelle, Genrale et Particuliere des Reptiles; Ouvrage Faisant Suite a l'Histoire Naturelle Generale et Particuliere, Composee par Leclerc de Buffon, et redigee par C.S. Sonnini, membre de plusieurs societ savantes. Tome III, 452 pp.
- DENG, Q., YU, Zhi-wei, & HU, Jing-zhu. 1983. A herpetological survey of some cities and counties in Sichuan. Acta Herpetologica Sinica 2(3):68-69.
- DENG, Q., & JIANG, M. 1992. An investigation on Herpetological fauna of herpetological fauna of Quingchuan County, Sichuan. pp. 145-149. In: Jiang, Y. (ed.) Collected Papers on Herpetology. Sichuan Publ. House of Sci. & Tech. Chengdu. (In Chinese: English Summary).
- DIXON, J. R. 1956. A collection of amphibians and reptiles from West Central Korea. Herpetologica 12:50-56.
- DOEDERLEIN, L. 1881. Die Liu-Kiu Insel Amami Oshima. II. Mittel. deutschen Gesell. Natur-und Volkerkunde Ost-Asiens, Tokyo III (24): 1880-1884: 140-156.
- DOI, H. 1920. Takydromus kwangakuensis sp. nov. Korea. Chosen Iho, 1920:70-75, illus. (In Korean).
- DOI, H. 1929. A new species of Takydromus from Corea, Takydromus auroralis, sp. nov. Jour. Chosen Nat. Hist. Soc. 9: 17-19. illus. (In Korean).
- DOI, R., OYA, A., & TELFORD, S.R., Jr. 1968. A preliminary report on infection of the lizard, Takydromus tachydromoides, with Japanese Encephalitis Virus. Japanese J. Med. Sci. & Biol. 21(3):205-207.

- DOI, R., OYA, A., SHIRASAKA, A., YABE, S. & SASA, M. 1983. Studies on Japanese Encephalitis virus infection of reptiles 2. Role of lizards on hibernation of Japanese Encephalitis virus. *Japanese J. exp. Med.* 53(2):125-134. illus.
- DUMERIL, A.M.C., BIBRON, G. & DUMERIL, A. 1839. *Erpetologie generale ou Histoire Naturelle complete des Reptiles*. Librairie Encyclopedique de Roret, Paris
V: i-viii + 854 pp.
- DUMERIL, C. & DUMERIL, A. 1851. *Catalogue Methodique de la collection des reptiles*. Mus. d'Histoire Nat. de Paris (Deux Livraisons): i-iv + 1224 pp.
- FISCHER, J.G. 1885. *Ichthyologische und Herpetologische Bemerkungen*. *Jahrb. wiss Anst. Hamburg* 2:49-121.
- FITCH, H.S. 1970. Reproductive cycles of lizards and snakes. *Univ. Kansas Mus. Nat. Hist. Misc. Publ.* 52: 247 pp.
- FRITZE, A. 1894. Die fauna der Liu-Kiu Insel Okinawa (Japan). *Zool. Jahrbucher, Jena* 7:852-926.
- FUJIMOTO, K., YAMAGUTI, N. & TAKASHASHI, M. 1986. Ecological studies on Ixodid ticks. 1. Ixodid ticks on vegetations and wild animals at the low mountain zone lying south-western part of Saitama Prefecture. *Jpn. J. sanit. Zool.* 37(4):325-331. illus. (In Japanese: English Summary).
- FUJIMOTO, K., YAMAGUTI, N. & TAKAHASHI, M. 1987. Ecological studies on Ixodid ticks. 2. Comparison of the seasonal occurrence of three Ixodid ticks, Haemaphysalis flava, Ixodes ovatus and I. nipponensis in the South-western part of Saitama Prefecture. *Jpn. J. sanit. Zool.* 38(1):7-12. illus (In Japanese: English Summary).
- FUJIMOTO, K. & YAMAGUTI, N. 1987. Ecological studies on Ixodid ticks, 3. The distribution of Ixodid ticks within a low mountain zone in the south-western part of Saitama Prefecture. *Jpn. J. Sanit. Zool.* 38(1):13-18. illus. (In Japanese: English Summary).
- FUJITA, H. & TAKADA, N. 1978. Studies on Ixodid fauna in the northern part of Honshu, Japan. 3. Preliminary notes on Ixodes nipponensis (Ixodoidea: Ixodidae) found on the small reptile, Takydromus tachydromoides. *Japanese J. sanit. Zool.* 29(3): 1978:269-271.
- FUKADA, H. 1958. Biological studies on the snakes. IV. Seasonal prevalence in the fields. *Bull. Kyoto Gekugei Univ. Sr. B No.* 13:22-35.
- FUKADA, H. 1965. Breeding habits of some Japanese reptiles (Critical Review). *Bull. Kyoto Gakugei Univ. Ser. B No.* 27:65-82.
- FUKADA, H. 1979. Reptiles of Shiga Prefecture. In: *Land and Life in Shiga*. Foundation Nature Conservation in Shiga Pref. Shiga, 567-589, illus. (In Japanese: English Summary).
- FUKADA, H. & ISHIHARA, S. 1967. Autotomy in the lizard, Takydromus tachydromoides (Schlegel). *Bull. Kyoto Univ. Educ. Ser. B No.* 31:27-32. illus.

- GANS, C. 1949. A bibliography of the herpetology of Japan. Bull. Amer. Mus. Nat. Hist. 93(6):393-496.
- GLASS, B. P. 1946. A collection of reptiles from Hunan and Anhwei Provinces, China. Copeia 1946:(4):250.
- GOIN, C.J. & GOIN, O.B. 1962. Introduction to Herpetology. W.H. Freeman & Co. 1st ed. 341 pp.
- GOIN, C.J. & GOIN, O.B. 1971. Introduction to Herpetology. W.H. Freeman & Co. 2nd ed. 353 pp.
- GOIN, C.J., GOIN, O.B. & ZUG, G.R. 1978. Introduction to Herpetology . W.H. Freeman Co. 3rd ed. 378 pp.
- GORIS, R.C. 1965. A herpetological survey of Tsushima Island. Acta Herpetologica Japonica 2(2):9-14.
- GORIS, R.C. 1966. The reptiles of Japan. Kogaku-Kan Japan, 127 pp. (In Japanese).
- GRAY, J.E. 1825. A synopsis of the genera of reptiles and amphibia with a description of some new species. Ann. Philos. Ser. 2, 10:193-217. Reprinted 1966 Ohio Herp. Soc.
- GRAY, J.E. 1838. Catalogue of the slender-tongued saurians, with descriptions of many new genera and species. Annals Mag. Nat. Hist. 1:388-394.
- GRAY, J.E. 1845. Catalogue of the specimens of lizards in the collection of the British Museum. Lond. : i-xxviii + 289 pp.
- GUIBE, Jean. 1954. Catalogue des types de lézards. Colas 119 pp.
- GUNTHER, A. 1864. The reptiles of British India. Ray Soc. (Lond.) 444 pp. 26 pls.
- GUNTHER, A. 1888. On a collection of reptiles from China. Ann. Nat. Hist. (6) 1:165-172.
- GUNTHER, A. 1896. Report on the collections of reptiles, batrachians and fishes made by Messrs. Potanin and Berezowski in the Chinese provinces Kansu and Szechuen. Ann. Mus. Zool. Acad. Sci. St. Petersburg 1:199-219.
- HALLOWELL, E. 1860. Report upon the reptilia of the North Pacific Exploring Expedition under Command of Captain John Rogers, USN. Proc. Phila. Acad. Sci. 12:480-510.
- HAHN, D. E. 1960. Collecting notes on Central Korean reptiles and amphibians. Jour. Ohio Herpetol. Soc. 2:16-24.
- HALLIDAY, T. & ADLER, K. (eds.). 1986. The encyclopedia of reptiles and amphibians. Facts on File Inc. 143 pp. + x-xvi.
- HATTA, K. 1941. Seasonal variations and changes after gonadectomy in the anterior hypophysis of the lizard, Tachydromus tachydromoides. Annot. Zool. Japan 20(3):131-140, pl. 11.
- HATTA, K. 1944. Golgi bodies in lizard, Tachydromus tachydromoides. Zool. Mag. (Tokyo) 56:57-61.
- HATTA, S. 1910. The position of Hokkaido with regard to the distribution of animals. Zool. Mag. 22:85-89.
- HATTA, S. 1913. Zur Tiergeographie von Hokkaido. Zool. Anzeiger (Leipzig) 43(1):127-136.
- HATTA, S. 1921. Has Blakiston's line geologic significance? Chigaku Zasshi Jour. Geogr.

- Soc. Japan (Tokyo) 33(396):649-660.
- HATTA, S. 1928. Some points of the zoogeography of Japan. Proc. 3rd Pan-Pacific Ser. Cong. (Tokyo 1926) vol. 1:1024-1038.
- HAUPT, J. 1978. Aus der Tierwelt der Ryu-Kyu Inseln. Sitz. Ges. naturf. Freude Berl (N.F.) 18:20-22.
- HAUSCHILD, A. 1986. Bemerkungen zur Haltung und Zucht der Langschwanzzeidechse Takydromus sexlineatus ocellatus Cuvier, 1829. Herpetofauna, Weinstadt 8 No. 44: 11-15, illus. (In German: English Summary).
- HILGENDORF, F. 1880. Bemerkungen über die von ihm in Japan Gesammelten Amphibien nebst Beschreibung zweier neuer Schlangenarten. Sitz. der Gesell. naturforsch. Freundn zu Berlin 8: 111-121.
- HIROSE, K. 1929. The species of Takydromus on Kotosho Island. Amoeba, Bull. Amateur biol. Club. Japan (In Japanese). 1: 38-39.
- HIROSE, K. 1931. Amphibia and reptiles found in Tomioka. Kanazawa-Machi Kanagawa-Ken. Amoeba, Amateur biol. Club Japan (In Japanese) 3(1-2):80-81.
- HOKIKAWA, Y. 1927. Animals collected on the island of Kotosho by Mr. Sasaki. Trans. Nat. Hist. Soc. Formosa (Japanese). 17(91):295-296.
- HOKIKAWA, Y. 1930. Reptiles and amphibians in the island of Pescadore (Hoko-to). Trans. Nat. Hist. Soc. Formosa 20(106):19-23. (In Japanese).
- HU, Shu-chin, DJAO, Er-mie & LIU, Cheng-chao. 1966. A herpetological survey of the Tsinling and Ta-Pa Shan region. Acta Zoologica Sinica 18(1):57-92. 3 pls.
- HU, Shu-chin, DJAO, Er-mie & LIU, Cheng-chao. 1973. A survey of amphibians and reptiles in Kwichow Province, including a herpetofaunal analysis. Acta zool. sin. 19(2):149-181, 2 figs. (In Chinese: English Summary).
- HUANG, Meihua. (ed). 1990. Fauna of Zhejiang. Amphibia-Reptilia. Zhejiang, China, 306 pp. 288 illus. 4 pls. (In Chinese).
- INUKAI, T. 1930. Notes on the breeding habits of Tachydromus tachydromoides Schlegel. Jour. Fac. Sci. Hokkaido Imp. Univ. Ser. 6, 1:33-40.
- INUKAI, T. 1934. Cell division in the egg of Tachydromus. Japanese Dobutugaku Zasshi, Zool. Mag., Tokyo 46:87. (In Japanese).
- ISHAHARA, S. 1964. Egg laying of Takydromus tachydromoides. Acta Herp. Jap. 2(1):6. [Abstract]. In Japanese.
- ISHAHARA, S. 1964. Observations on egg-laying and hatching of the lizard, Takydromus tachydromoides (Schlegel). Bull. Kyoto Gakugei Univ., B 15:79-85. (In Japanese: English Summary).
- ISHAHARA, S. 1965. Seasonal prevalences of a lizard, Takydromus tachydromoides Schegel. Acta Herpetologica Japonica 1(3):52. [Abstract].
- ISHAHARA, S. 1969. Homing behaviour of the lizard, Tachydromus tachydromoides (Schlegel). Bull. Kyoto Univ. Educ. Ser. B Math Natur. Sci. 36:11-23.
- ISHAHARA, S. 1971. On the average span of life on the lizard, Takydromus tachydromoides (Schlegel). Bull. Kyoto Univ. Educ. Ser. B, No. 39:7-12.
- ISHAHARA, S. 1971. Estimate of population size in the lizard, Takydromus

- tachydromoides Japanese J. Herpet. 5(2):28. (In Japanese) [Abstract].
- ISHAHARA, S. 1973. Estimate of population size on the lizard, Takydromus tachydromoides (Schlegel). Bull. Kyoto Univ. Educ. Ser. No. 43:47-54.
- ISHAHARA, S. 1973. Running and swimming speeds of the lizard, Takydromus tachydromoides. Japanese J. Herpet. 5(2):28. (In Japanese).
- ISHIHARA, S. 1973. Longevity of the lizard, Tachydromus tachydromoides (Schlegel). Acta herpetol. Jap. 4(1-4):19. (In Japanese) [Abstract].
- ISHIHARA, S. 1973. Amount of food-intake and digestive speed by the lizard, Tachydromus tachydromoides. Acta herpet. Jap. 4(1-4):28. (In Japanese).
- ISHAHARA, S. 1975. On the assimilation of the food nitrogen in the lizard, Takydromus tachydromoides. Japanese Jour. Herpet. 6(1):1-5.
- ISHII, A., TAKAOKA, M., KANO, R. & SUZUKI, H. 1976. Experimental oral inoculation of *Entamoeba invadens* in some amphibians and reptiles. Snake 8(1):64-68. (In Japanese: English Summary).
- ISONO, H., SHOUMURA, S., ISHIZAKI, N., HAYASHI, K. & YAMAHIRA, T. 1979. Ultrastructure of the parathyroid gland of the Japanese lizard in the spring and summer season. Jour. Morph. 161(2):145-156.
- IWAHASHI, S. 1951. Distribution of acid and alkaline phosphatases in the kidney and epididymis of the intact and castrated lizard (Takydromus tachydromoides). Zool. Mag. (Tokyo) 61:265-268. (In Japanese: English Summary).
- IWAMATSU, T. 1983. Evidence for the presence of a low molecular weight factor in sera from various animals that induces in vitro maturation of fish oocytes. Development Growth Diffn. 25(2):211-216. illus.
- IWASAKI, S. & MIYATA, K. 1985. Scanning electron microscopy of the lingual dorsal surface of the Japanese lizard, Takydromus tachydromoides. Okajimas Folia anat. jap. 62(1):15-26. illus.
- JACKSON, D.R. & TELFORD, S.R., Jr. 1975. Food habits and predatory role of the Japanese lacertid Takydromus tachydromoides. Copeia 1975(2):343-351. 2 figs.
- JERDON, T.C. 1870. Notes on Indian herpetology. Proc. Asiatic Soc. Bengal 1870:66-85.
- JI, D.-M., et al. (eds). 1987. Fauna Liaoningica, Amphibia Reptilia. Liaoning Science & Technology Press, Shenyang, China 171 pp.
- JIANG, P., SUN, X., ZHAN, P. & QIN, Z. 1984. Two new species of postorchi-genes parasitic in reptilia. Acta herpetol. sin. 3(1):67-70. illus. (In Chinese: English Summary).
- JIANG, Yao-ming & HU, Qi-xiong. 1979. On collections of reptiles from Youyang, Xiushan and Gulin, Sichuan, China. Acta herpetologica Sinica 2(2):1-7. (In Chinese: English Summary).
- JIANG, Yao-ming & ZHAO, E. 1992. Reptile fauna of Sichuan. pp. 118-121. In: Collected Papers on Herpetology. Jiang, Yao-ming (ed). Sichuan Publ. House of Sci. & Tech. Chengdu. (In Chinese: English Summary).
- JIANG, Yao-ming 1992. A preliminary study reptiles from the Hengduanshan Mountains

- in the Southwest of China. pp. 122-125. In: Jiang, Yao-ming (ed). Collected Papers on Heketology. Sichuan Publ. House of Sci. & Tech. Chengdu. (In Chinese: English Summary).
- JOHKI, Y. 1980. 'Warning coloration' in larvae of a diurnal moth, Pryeria sinica Moore (Lepidoptera: Zygaenidae). International Congr. Ent. 16:237.
- JOHKI, Y. & HIDAKA, T. 1982. Predatory behavior and learning in the Lacertid lizard, Takydromus tachydromoides, toward unpalatable prey insects. Zool. Mag. Tokyo 91(3):239-244, illus.
- JOHNSON, C.R. 1969. Herpetofauna of Okinawa, Ryu Kyu Islands. Herpetologica 25(3): 206-210.
- KABURAKI, T. 1926. On the fauna of Japan. In Scientific Japan, Past and Present, Kyoto 5: 105-135.
- KANG, Yeong-seon & YOON, Il-byeong. 1975. Illustrated Encyclopedia of Fauna and Flora of Korea. Vol. 17. Amphibia. Reptilia. Samhwa Publ. Co., Ministry of Educ. 192 pp. illus. (In Korean).
- KANO, T. 1940. Zoogeographical studies of the Tsugitaka Mountains of Formosa. Shibusawa Inst. for Ethnographical Res. Tokyo 1-145.
- KARSON, S., LAU, M.W. & BOGADEK, A. 1986. Hong Kong amphibians and reptiles. Urban Council Publ. Hong Kong 136 pp. illus.
- KEHL, R. & COMBESCOT, C. 1955. Reproduction in the Reptilia. Mem. Soc. Endocrinology 4:57-74.
- KITAMURA, S. 1969. Tissue culture of lizard organs. Kobe J. med. Sci. 15:131-135.
- KOBA, K. 1955. Herpetological fauna of Japan. Bull. Biogeog. Soc. Japan 16-19: 345-354. (In Japanese: English Summary).
- KOBA, K. 1956. Herpetofauna of the Amami Group of the Loo Choo Islands, I. Mem. Fac. Educ. Kumamoto Univ. 4: 148-164, illus. (In Japanese: English Summary).
- KOBA, K. 1957. Reptilia and amphibia of Okinawa-Jima of the Loo Choo Islands. Mem. Fac. Educ. Kumamoto Univ. 5:191-208. (In Japanese: English Summary).
- KOBA, K. 1958. Herpetofauna of the Amami Group of the Loo Choo Islands. II. Mem. Fac. Educ. Kumamoto Univ. 6:173-185. illus. (In Japanese: English Summary).
- KOBA, K. 1959. Herpetofauna of the Amami Group. III. Mem. Fac. Educ., Kumamoto Univ. 7:187-202. illus. (In Japanese: English Summary).
- KOBA, K. 1960. Herpetofauna of the Amami Group of the Loo Choo Islands (IV). Mem. Fac. Educ. Kumamoto Univ. 8:181-191. illus. (In Japanese: English Summary).
- KOPSTEIN, F. 1930. Herpetologische Notizen II. Oologische Beobachtungen an West-Javenischen Reptiles. Treubia Buitenzor 11:301-307. illus.
- KOPSTEIN, F. 1938. Ein Beitrag zur Eierkunde und zur Fortplanzung der Malaiischen Reptilien. Bull. Raffles Mus. 14:81-167.
- KOROTKOV, Yu M. 1974. Materials on the ecology of Tachydromus amurensis. Inst. Biol. & Pedology Far East Sci. Centr. Acad. Sci. USSR Proc. 17(120):1-205, illus.
- KUHNE, V., HATTA, S. & HASHIMOTO, J. 1910. Amphibia and Reptilia in Hokkaido. Zool.

- Mag. Tokyo 22(266)558-563.
- KUPRIYANOVA, L.A. 1990. Cytogenetic studies in Lacertid liards. pp. 241-245. In: Olmo, E. (ed) Cytogenetics of amphibians and reptiles. Adv. Life Sci., Birkhauser Verlag, Basel.
- KURODA, N. 1931. Watase line from the standpoint of the distribution of vertebrate animals. Zool. Mag. (Tokyo) 43(508-10):172-175. (In Japanese).
- LI, Dejun. 1989. A survey of reptiles in Leigongshan area. 269-275. In: Current Herpetology in East Asia. Matsui, M., Hikida, T. & Goris, R.C. (eds). Herp. Soc. Japan (Kyoto).
- LIANG, Y.S. & WANG, C.S. 1976. The lizards found from Taipei Hsien, Taiwan. Quart. Jour. Taiwan Mus. 28:431-482. 20 figs.
- LIN, J.-Y. & CHENG, H.-Y. 1980. Notes on the corrected identification and description of a ground lizard, Platyplacopus kuehnei with a revised-key of the family Lacertidae from Taiwan. Bull. Inst. Zool. Acad. Sinica 19(2):63-65. illus.
- LIN, J.-Y. & CHENG, H.-Y. 1981. A new species of Takydromus (Sauria: Lacertidae) from Taiwan. Bull. Inst. Zool. Acad. Sinica 20(1):43-47.
- LIN, J.Y. & LEE, Kuang Y. 1988. Notes on the behavior of Takydromus formosanus, Eumeces elegans and Sphenomorphus indicus in Ha-Pen area of Northern Taiwan. Biol. Bull. Natl. Taiwan Norm Univ. No. 23: 203-219.
- LIN, J.-Y. & CHENG, H.-Y. 1990. A synopsis of the lizards of Taiwan. Taiwan Mus. 176 pp. illus.
- LIU, Cheng-Chao. 1935. Preliminary notes on the life history of Takydromus septentrionalis. Peking Nat. Hist. Bull. 10(1):133-235.
- LIU, Cheng-Chao. 1939a. Notes on variation of chin-shields in Takydromus septentrionalis. Peking Nat. Hist. Bull. 14(1):31-34.
- LIU, Cheng-Chao. 1939b. Notes on the life history and breeding habits of Takydromus septentrionalis. Peking Nat. Hist. Bull. 14(1):35-42.
- LOVERIDGE, A. 1945. Reptiles of the Pacific World. Macmillan Co., NY v-xii, 259 pp.
- LUE, Kuang-Yang. 1987. Taiwan lizards. Taiwan Provincial Dept. Educ. Taiwan. 68-81.
- LUE, Kuang-Yang, CHEN, Szu-Lung & YEH, Kant K.C. 1988. The lizard fauna of Taiwan. Chinese Bioscience 31(1):45-55.
- LUE, Kuang-Yang, CHEN, Szu-Lung & CHANG, Wei-Sah. 1992. Notes on the reptiles collected from the offshore Islets of Penghu Archipelago. Jour. Taiwan Mus. 45(1):15-18.
- MARTENS, Eduard von. 1876. Japanische Reptilien. Verzeichniss der gesammelten oder beobachteten Wirbelthiere. Die Preussische Expedition nach Ost-Asien. Zoologischer Theil I: i-xii + 412 pp.
- MATSCHIE, P. 1893. Ueber einige von Herra Oscar Neumann bei Aden gesammelte u. beobachtete saugethiere, reptilien, und amphibien. S.B. nat. Fr. 1893:27-31.
- MATTISON, Chris. 1989. Lizards of the World. Facts on File, NY. 192 pp. illus.

- MATTISON, Chris. 1991. Keeping and Breeding lizards. Blandford, Lond. 224 pp. 100 pls.
- MELL, R. 1922. Beitrage zur Fauna Sinica. I. Die Vertebraten Sudchinas: Feldisten und Feldnoten der Sauger, Vogel, Reptilien, Batrachier. Arch. naturg. Berlin 88 abt A. Heft 10: 100-134.
- MERTENS, R. 1929. Uber einige neu Oder seitje Eingefuhrte Amphibien und Reptilien aus Sudost. Aquar. u Terr. 40(23):410-415.
- MERTENS, R. 1960. The World of amphibians and reptiles. George G. Harrap & Co. Ltd. Lond. 207 pp. 80 pls.
- MINOBE, H. 1927. Notes on the food habits of Takydromus tachydromoides (Schlegel). Proc. Imp. Acad. Jap., Tokyo III-8(151):547-549.
- MIYAWAKI, San'ichi. 1927. Uber due Foramina Acustica Media an der Ohrkapsel von Reptilien. Folia Anatomica Japonica 6:491-513.
- MORI, A. 1990. Tail vibration of the Japanese grass lizard Takydromus tachydromoides as a tactic against a snake predator. Jour. Ethol. 8(2):81-88. illus.
- MORI, A. 1991. Spontaneous immobility of the Japanese Lacertid lizard, Takydromus tachydromoides. Japanese Jour. Herpetol. 14(1):1-5. illus.
- MORI, M. 1989. The distribution of melanosomes in the skin of reptiles. pp. 22-24. In: Current Herpetology in East Asia. Matsui, M., Hikida, T. & Goris, (eds.). Herp. Soc. Japan (Kyoto).
- MORI, T. 1928. On amphibians and reptiles of Quelpaert Island. Japanese chosen hakubutsugakkaisho, Jour. Chosen Nat. Hist. Soc. Keijo, Korea 6(2):47-52.
- MORI, T. 1929. Reptilian fauna of Tsushima Island. Japanese Bull. Biogeog. Soc. Japan 1(1):1-4.
- MUELLER, F. 1878. Katalog der im Museum und Universitatskabinet zu Basel Aufgestellten Amphibien und Reptilien nebst Anmerkungen. Verhand. der naturforsch. Gesell. Basel 6:557-709.
- MUELLER, F. 1887. Funfter Nachtrag zum Katalog der Herpetologischen Sammlung des Basler Museum. Verhand. der naturforsch. Gesell. Basel 8(2):249-296.
- MULLER, L. & HELLMICH, W. 1940. Uber die von Herrn Klapperich in der Provinz Fukien (China) gesammelten Amphibien und Reptilien. II. Reptilien. Zool. Anz., Leipzig 131(11/12): 257-271.
- NAGAHAMA, S. 1973. Histological study on the egg tooth of the Tachydromus tachydromoides. Acta Herpet. Jap. 4(1-4):26. (In Japanese).
- NAKAMURA, K. 1928. Preliminary notes on reptilian chromosomes II. The chromosomes of a lizard, Tachydromus tachydromoides. Proc. Imperial Acad. Japan 4(8):491-492.
- NAKAMURA, K. 1931. Preliminary notes on reptilian chromosomes. III. The chromosomes of some lizards. Proc. Imperial Acad. Japan 7(8):26-28.
- NAKAMURA, K. 1935. Studies on reptilian chromosomes. IV. Chromosomes of Takydromus ssp. (lizards). Memoires College of Sci. Kyoto Imperial Univ. Ser. B 10(5): 341-353.
- NAKAMURA, K. & UENO, S. 1969. Japanese reptiles and amphibians in Colour. Hoikusha

- Publ. Co., Osaka, Japan iii-ix + 214pp. illus. (In Japanese).
- NAKAO, Y. 1939. Recherches sur les greffes chorioallantoidiennes des tissus embryonnaires du lézard. Zool. Mag. 51(10):683-697. Japanese-French.
- NAMIYE, M. 1904. Reptiles of Yamanashi Prefecture. Zool. Mag. Tokyo 16(193):423.
- NEILL, W.T. 1958. The occurrence of amphibians and reptiles in saltwater areas, and a bibliography. Bull. Mar. Sci. Gulf & Caribbean 8(1):1-97.
- NIIMI, Toshi. 1965. Two specimens of double-tailed lizards. Acta Herpetologica Japonica 1(3):93-40.
- NIIMI, Toshi. 1969. Note on the monstered tail of two species of Lacertilia. Acta Herpet. Jap. 3:14-16, illus.
- NIKOLSKI, A.M. 1905. Presmikayustchiyasya i zemnovodniya Rossiiskoi Imperii (Herpetologica Rossica). Zap. Imp. Akad. Nauk S. Peterburg (8) 17, no. 1: 518 pp.
- NIKOLSKI, A.M. 1914. Reptilia nou veaux pour la fauna Russe, provenant de las partie meridionale de la region litorale (Primorskaya Oblastj). Ann du Musee zool. de l'Acad. Imp. des Sci. de Petrograd. Tonie xix, 1914:88-91. 1915. F a u n e
- NIKOLSKI, A.M. 1915. Faune de la Russie, reptiles. I. Chelonia et sauria. Petrograd, 532 pp.
- NISHIMURA, K. 1987. Phytospingosine is a characteristic component of the glycolipids in the vertebrate intestine. Comp. Biochem. Physiol. (B) 86(1):149-154.
- NOMURA, H. 1936. The distribution of the taste buds on the tongue of some reptilia. Jour. Sci. Hiroshima Univ. Ser. B., Biol. Zool. 5(4):57-66.
- ODATE, S., TATEBE, Y., OBIKA, M. & HAMA, T. 1959. Pteridine derivatives in reptilian skin. Proc. Japanese Acad. Sci. 35:567-570. illus.
- ODIERNA, G., OLMO, E. & COBROR, O. 1985. C-band variability in some Lacertidae (Sauria: Reptilia). Experientia 41(7):944-946. illus.
- ODIERNA, G., OLMO, E. & O. COBROR. 1987. Taxonomic implications of NOR-localization in lacertid lizards. Amphibia-Reptilia 8:373-382.
- OGUMA, Kan & MAKINO, S. 1931. Check-list of chromosome numbers in vertebrates. Zool. Mag. Tokyo 43:508-510.
- OGUMA, Kan & MAKINO, S. 1932. A revised check-list of the chromosome numbers in vertebrata. J. Genetics, Lond. & Edinburgh 26(2):239-254.
- OGUMA, Kan & MAKINO, S. 1937. A new list of the chromosome numbers in vertebrates. (March 1937). Jour. Fac. Agri., Hokkaido Univ. Imperial Univ. Sapparo 4:297-356.
- OGURO, C. 1969. Notes on the parathyroid glands of some Japanese Lacertilia. Annot. zool. Jap. 42:203-209, illus.
- OHNO, M. 1968. The reptiles from the Islands of [sic] Niijima, Shikinejima and Kozushima belonging to the Izu Islands, Japan. Acta Herpet. Jap. 3:5-7, illus. (In Japanese: English Summary).
- OKA, T. 1971. Morphogenesis of the visceral pouches in the lizard, Takydromus tachydromoides Schegel. Bull. Tokyo Gakugei Univ. (ser. 4, Math. nat. Sci.) 23:118-128, illus.
- OKA, T. 1972. Fine structural studies on the spermiogenesis in the lizard, Takydromus

- tachydromoides Schlegel, with particular reference to the formation of middle piece and principal piece. Bull. Tokyo Gakugei Univ. (ser. 4, Math. nat. Sci.) 24:226-235, illus.
- OKA, T. & FUJIWARA, M. 1973. Electron microscopic studies on the spermatogenesis in the lizard, Takydromus tachydromoides Schlegel (2). Acta herpet. Jap. 4(1-4):21. (In Japanese).
- OKA, T. 1976. The fine structure of the testicular interstitial cells in the lizard, Takydromus tachydromoides. Zool. Mag. (Tokyo) 85(3):214-222. (In Japanese: English Summary).
- OKA, T. 1978. Ultrastructural studies on the interrenal in the lizard embryo Takydromus tachydromoides. Japanese J. Herpet. 7(4):1978:97. (In Japanese) [Abstract].
- OKA, T. 1981. Developmental processes in the lizard, Takydromus tachydromoides. 2. Effects of incubation temperatures on a series of developmental stages. Japanese J. Herpet. 9(2):67. (In Japanese).
- OKA, T. 1982. Morphogenesis of the genital tubercles in the Lacertid lizard embryo (Takydromus tachydromoides). Japanese J. Herpet. 9(4):119. (In Japanese) [Abstract].
- OKA, T. 1983. Differentiation of the embryonic scales in the lizard Takydromus tachydromoides. Japanese J. Herpet. 10(2):51-52. (In Japanese) [Abstract].
- OKA, T. 1989. Ultrastructural observations on the embryonic gonads in the lizard, Takydromus tachydromoides. p. 25. In: Current Herpetology in East Asia Matsui, M., Hikida, T. & Goris, R.C.(eds.).
- OKADA, Y. 1929. Takydromus on Kotosho. Bull. Amateur Biol. Club, Japan Amoeba 1(2):38-39. (In Japanese)
- OKADA, Y. 1931. Reptilia. Japanese Iwanami-koza Biology 1-61. (In Japanese).
- OKADA, Y. 1932. Notes on the amphibia and reptilia of Kotosho (Botel Tobago). Bull. Biogeog. Soc. Japan, Tokyo 3(1):13-23.
- OKADA, Y. 1933a. Notes on the reptilia and amphibia of Kotosho. Bull. Biogeograph. Soc. Japan 3(1):13-23.
- OKADA, Y. 1933b. The herpetological fauna in the vicinity of Nikko, Japan. Sci. Reports Tokyo Bunrika Daigaku Ser. B, No. 15:159-173, illus.
- OKADA, Y. 1933c. On the parallelism between the distribution of lizards and of anurans in the Japanese Empire. Sci. Report Tokyo Bunrika Daigaku, Sect. B 1(13): 145-154.
- OKADA, Y. 1937. Reptiles and amphibians of Yamagata Prefecture. Res. Sonai Museum Publ. on Natural History (Japanese-English). 1-21.
- OKADA, Y. 1938a. Reptiles of the Tohoku-Districts, the northern part of Honsyu, Japan. Saito Ho-on-kai Mus., Saito Gratitude Foundation, Res. Bull. Sendai 15:67-84.
- OKADA, Y. 1938b. A catalogue of vertebrates of Japan. Japanese & English Maruzen Co., Tokyo i-iv + 412 pp.
- OKADA, Y. 1940. A revision of the parallelism between the distribution of lizards and that of frogs in the Japanese Empire. Proc. 6th Pacific Sci. Congress, Berkeley, Calif. 4:219-229.

- OKADA, Y. 1945. Tail-like regeneration of the hind limb in the lizard Takydromus tachydromoides. Annot. Zool. Jap. 23(10):13-22. illus.
- OKADA, Y. 1959. Annotated list of the animals of Okinawa Islands. In City Japan (Okinawa Biol. Educ. & Res. Assoc. pp. (6) 384. [Latin names: annotations Japanese]. pp. 26-30.
- OLMO, E., COBROR, O., MORESCALCHI, A. & ODIERNA, G. 1984. Homomorphic sex chromosomes in the lacertid lizard Takydromus sexlineatus. Heredity Lond. 53(2):457-459. illus.
- OLMO, E., ODIERNA, G. & COBROR, O. 1985. Variazioni cromosomiche inter-e interspecifiche nei lacertidi. Atti Soc. tosc. Sci. nat. Memorie (Ser. B) 92(1986):311-318.
- OLMO, E., MORESCALCHI, COBROR, O. & ODIERNA, G. 1986. Role of highly repetitive DNA and heterochromatin in the evolution of lizards. In: Rocek, Z. (ed.) Studies in Herpetology 79-84. Proc. European Herpetol. Meeting, Prague 1985, 754 pp.
- OLMO, E., G. ODIERNA, T. CAPRIGLIONE & V. CAPUTO. 1991. A karyological approach to the systematics of Lacertidae (Reptilia: Sauria). Rev. Esp. Herp. 6:81-90. figs. 1-3.
- OOTA, Y. 1971. The hypothalamo-hypophysial neurosecretory system of the lizard, Takydromus tachydromoides. Reports Fac. Sci. Shizuoka Univ. 6:137-147, 10 pls.
- OOTA, Y. 1979. Ultrastructure of the median eminence of the lizard Takydromus tachydromoides. Report Fac. Sci. Shizuoka Univ. 13:51-59. illus.
- OOTA, Y. & SAKURAI, K. 1983. The embryonic development of the hypothalamo-hypophysial system in the lizard, Takydromus tachydromoides. Report Fac. Sci. Shizuoka Univ. 17:65-75, illus.
- OOTA, Y. & SAKURAI, K. 1984. Ultrastructural studies on the embryonic development of the hypothalamo-hypophysial system in the lizard, Takydromus tachydromoides. Report Fac. Sci. Shizuoka Univ. 18:45-59, illus.
- OOTAKE, H., ITO, I. & HAYASHI, K. 1985. Relationships between population density of the tick, H. longicornis, and environmental factors in the permanent (sic) pasture. I. Ixodid fauna and seasonal fluctuations of the tick H. longicornis, in Kawatabi. J. Jap. Soc. Grasl. Sci. 30(4):452-457, illus.
- OTA, H. 1986. A review of reptiles and amphibians of the Amami Group, Ryukyu Archipelago. Mem. Fac. Sci. Kyoto Univ. (Ser. Biol.) 11(1-2):57-71.
- OTA, H. 1991a. Advances in the systematics and biology of the lizards of Taiwan: A critical review. Jour. Taiwan Mus. 44(1):125-133.
- OTA, H. 1991b. Systematics and Biogeography of terrestrial Reptiles of Taiwan. In: Y.-S. Lin & K.-H. Chang (eds). Proc. 1st International Symposium on Wildl. Conserv. 47-112.
- OTA, T. 1973. Fine structural studies on the shell gland in the Japanese lizard, Takydromus tachydromoides. Acta herpet. Jap. 5(2):29. (In Japanese).
- OTA, T. 1973. Electron microscopic study on the spermatogenesis in the Tachydromus tachydromoides. Acta herpet. Jap. 4(1-4):17. (In Japanese).

- PAVLOV, P. 1932. Liste des sauriens et serpentes des collections du musee Hoangho Paiho de Tien Tsin. Publ. Mus. Hoangho Paiho Tien Tsin 12:1-27.
- PETERS, W. 1863. Eine neue Schlangengattung, Styporhynchus, und verschiedene andere Amphibien des Zoologischen Museums. Monatsb. Akad. Wiss. Berlin 1863: 399-413.
- PETERS, W. 1881. Ueber eine neue art von Tachydromus aus dem Amurlande. Sitz. Ber. Ges. Naturf. Fr. Berlin 1881: 71-72.
- POPE, C.H. 1928. Notes on reptiles from Fukien and other Chinese Provinces. Bull. Amer. Mus. Nat. Hist. 58:335-487.
- POPE, C.H. 1935. The reptiles of China, turtles, crocodilians, snakes, lizards. Natural History of Central Asia. Vol. X: Amer. Mus. Nat. Hist. 604 pp. illus.
- POPE, C.H. 1956. The reptile world. A natural history of the snakes, lizards, turtles and crocodilians. Routledge & Kegan Paul Co., Lond. xxv + 325 pp.
- PORTER, K. R. 1972. Herpetology. W.B. Sanders Co. vii-xi + 524 pp.
- ROBINSON, H.C. & KLOSS, C.B. 1920. A nominal list of the species of reptiles and batrachians occurring in Sumatra. In: Boulenger, G.A. Reptiles and batrachians collected in Korinchi, West Sumatra, by Mess. H.C. Robinson & C. Boden Kloss. Jour. Federated Malay States Mus. 8(2):285-306. illus.
- ROMER, A.S. 1956. Osteology of Reptiles. Univ. Chicago Press, vii-xxi 772 pp.
- ROOIJ, N. de. 1915. The reptiles of the Indo-Australian Archipelago. I.E.J. Brill., Ltd. Leiden.
- SAINT-GIRONS, H. & SAINT-GIRONS, M.C. 1956. Cycle d'activite et thermoregulation chez les reptiles (lezaeds et serpentes). Vie et Milieu 7:133-226. illus.
- SCHALL, J. J. 1983. Lizard malaria: parasite host ecology. In: Huey, R.B., E.R. Pianka & T.W. Schonener (eds). Lizard ecology. Harvard Univ. Press, 84-100.
- SCHEGEL, H. 1837-1844. Abbildungen [neuer oder unvollständig bekannter Amphibien nach der Natur Oder dem Leben entworfen herausgegeben und mit erlauternden texte begleitet. Dusseldorf verlag v Arnz & Comp.
- SCHENKEL, E. 1902. Achter nachtrag zum katalog der herpetologischen Sammlung des Basler Museums. Verhandlungen der naturforschenden Gesell. Basel 13(1):144-199.
- SCHMIDT, K.P. 1927. The reptiles of Hainan. Bull. Amer. Mus. Nat. Hist. 54:395-465. illus.
- SCHMIDT, K.P. 1927. Notes on Chinese reptiles. Bull. Amer. Mus. Nat. Hist. 45:467-551. illus.
- SCHMIDT, K.P. & INGER, R.F. 1957. Living reptiles of the World. Hanover House, NY 287 pp. illus.
- SCHWENK, K. 1985. Occurrence, distribution and functional significance of taste buds in lizards. Copeia 1985 (1)91-101. 5 figs.
- SELVIN, J. R. 1925. Contributions to Oriental herpetology II. Korea or Chosen. Proc. Calif.

- Acad. Sci. 4th ser. 14(5):89-100.
- SELVIN, J. R. 1930. Contribution to Oriental herpetology. IV. Hokushu or Yezo. Proc. Calif. Acad. Sci. 4th ser. 19(10):105-108.
- SELVIN, J. R. 1937. Contribution to Oriental herpetology. V. Honshu or Hondo, the neighboring islands of Sado and Awaji, and the seven islands of Idzu. Proc. Calif. Acad. Sci. 4th ser. 23(11):175-190.
- SELVIN, J. R. 1956. Holotype specimens of reptiles and amphibians in the collection of the California Academy of Sciences. Proc. Calif. Acad. Sci. 4th ser. 28(14):529-560.
- SENGOKU, S. 1973. Habitat segregation of glass lizard, Tachydromus tachydromoides and Japanese skink, Eumeces latiscutatus. Acta Herpet. Jap. 4(1-4):29.
- SHANNON, F.A. 1956. The reptiles and amphibians of Korea. Herpetologica 12:22-49.
- SHIBATA, Y. 1960. Amphibia and reptilia collected from Tokara Islands. Bull. Osaka Mus. Nat. Hist. No. 12:57-62. illus.
- SHIBATA, Y. 1966. Preliminary report on Tachydromus amurensis Peters from Tsushima (Reptilia: Lacertidae). Bull. Osaka Mus. Nat. Hist. No. 19:13-17.
- SHIBATA, Y. 1970. First record of Dinodon orientalis from the Island of Dog, Oki Group, Japan, with notes on its geographical distribution. Shizenshi-Kenkyu, Occas. Papers Osaka Mus. Nat. Hist. 1(5):35-44. 3 figs.
- SHIBATA, Y. 1981. Amphibians and reptiles on the Koshiki Islands, Kyushu, Japan. Bull. Osaka Mus. nat. Hist. No. 34:17-22. illus. (In Japanese: English Summary).
- SMITH, Malcolm A. 1930. The reptiles and amphibia of the Malay Peninsula. Bull. Raffles Mus. No. 3: i-iii + 149pp.
- SMITH, Malcolm A. 1935. The fauna of British India, including Ceylon and Burma. Vol. Sauria. Taylor & Francis Ltd. Reprinted 1973 Ralph Curtis Books, 440pp. illus.
- SMITH, Rozella B., LEWIS, T., & SMITH, H.M. 1967. Title and selected abstracts of papers presented at the first herpetological conference of the USSR. Herp Review 1(1):3-8.
- SOWERBY, Arthur de Carle. 1922. The Naturalist in Manchuria. Vol. 1. Travel & Exploration. Tientsin Press, 347 pp. illus.
- STANLEY, A.. 1914. The collection of Chinese reptiles in the Shanghai Museum. Jour. N. China Asiat. Soc. 45:21-31.
- STEJNEGER, L. 1904. A new species of lizard from Riu Kiu Archipelago, Japan. Smithsonian Misc. Coll. 47:294-295.
- STEJNEGER, L. 1907. Herpetology of Japan and adjacent territory. Bull. U.S. Nat. Mus. 58: v-xx + 577 pp. illus.
- STEJNEGER, L. 1910. The batrachians and reptiles of Formosa. Proc. U.S. Nat. Mus. 38 (1731):91-114.
- STEJNEGER, L. 1924. Herpetological novelties from China. Occas. Papers Boston Soc. Nat. Hist. 5:119-121.
- STEJNEGER, L. 1925. Chinese amphibians and reptiles in the United States National Museum. Proc. U.S. Nat. Mus. 46(25):1-115. illus.
- STERNFELD, R. 1916. Reptilien und amphibien aus Japan und von den Riu-Kiu. Sitz. Gesell. natur. Freunde zu Berlin 5:164-174.
- STEWART, G.D. 1954. A small collection of reptiles from Central Korea. Copeia 1954:65-

67.

- STOLICZKA, F. 1872. Notes on various new or little-known Indian lizards. Proc. Asiatic Soc. Bengal xli (2):86-135. illus.
- SUVATTI, C. 1950. Fauna of Thailand, Bangkok (Dept. Fisheries) 1950: ii + 1100 pp.
- SWINHOE, R. 1870. List of reptiles and batrachians collected on the island of Hainan (China), with notes. Proc. Zool. Soc. Lond. 1870:239-241.
- SWINHOE, R. 1870. Note on reptiles and batrachians collected in various parts of China. Proc. Zool. Soc. Lond. 1870:409-413. pl. X.
- SZYNDLAR, Z. 1984. A description of a small collection of amphibians and reptiles from the People's Republic of Korea, with notes on the distribution of the herpetofauna in that country. Acta Zool. Cracov 27(1):3-18.
- SZYNDLAR, Z. 1991. Distributional records for turtles and lizards from North Korea. Herp Review 22(1):27.
- TAIRA, K. & MUTOH, H. 1981. Comparative ultrastructural study of the Ito cells in the liver in some reptiles. Archivum histol. jap. 44(4):373-384. illus.
- TAKEISHI, M. 1987. Notes on growth in the Japanese Lacertid Takydromus tachydromoides (Sauria, Lacertidae). Bull. Kitakyushu Mus. Nat. Hist. No. 6: 265-268. illus.
- TAKEISHI, M. & ONO, Y. 1986. Spatial relationships among individuals of the Japanese Lacertid Takydromus tachydromoides (Sauria: Lacertidae). Ecol. Res. 1(1):37-46. illus.
- TAKENAKA, S. 1978. Ovarian follicle size and sexual maturity of the lizard, Takydromus tachydromoides. Japanese J. Herpet. 7(4):1978:100. (In Japanese) [Abstract].
- TAKENAKA, S. 1979. Reproduction in Japanese Lacertid Takydromus tachydromoides in Northern Japan. Japanese J. Herpet. 8(2):69. (In Japanese).
- TAKENAKA, S. 1980. Growth of the Japanese grass lizard Takydromus tachydromoides in relation to reproduction. Herpetologica 36(4):1980:305-310. illus.
- TAKENAKA, S. 1981. Maturity and other reproductive traits of the Kanahebi lizard, Takydromus tachydromoides (Sauria: Lacertidae) in mito. Japanese Jour. Herpet. 8(2):46-53.
- TAKENAKA, S. 1981. Interspecific variation in reproduction of the lizard, Takydromus tachydromoides, with its interspecific comparison with T. smaragdinus. Doctoral Diss., Univ. Tsukuba.
- TAKENAKA, S. 1982. Variation in the lizard, Takydromus tachydromoides. Japanese J. Herpetol. 9(4):119. (In Japanese) [Abstract].
- TAKENAKA, S. 1989. Reproductive ecology of Japanese Lacertid lizards. 364-369, In: Current Herpetology in East Asia. Matsui, M., Hikida, T. & Goris, R.C. (eds).
- TAKEWAKI, K. & FUKUDA, S. 1935. Vability of epididymal serpmatozoa in unilaterally and bilaterally castrated lizards. J. Fac. Sci. Tokyo Imperial Univ. Sect. IV 1:77-82.
- TAKEWAKI, K. & FUKUDA, S. 1935. Effect of gonadectomy and testicular transplatation on the kidney and epididymis of a lizard, Takydromus tachydromoides. J. Fac. Sci. Tokyo Imperial Univ. Sect. IV Zool. 1:63-76.

- TANNER, V.M. 1953. Pacific Island herpetology. No. VIII. Korea. Great Basin Nat. 13:67-73.
- TATSUKA, T. 1920. On the parietal eye of Takydromus tachydromoides. Zool. Mag. (Tokyo) 32(385):346-351.
- TAYLOR, E.H. 1963. The lizards of Thailand. Univ. Kansas Sci. Bull. 44:687-1077.
- TCHANG, T.L. 1931. Notes on some Chinese lizards. Bull. Fan Mem. Inst. Biol. 2(14): 265-280.
- TELFORD, S.R., Jr. 1969. The ovarian cycle, reproductive potential and structure in a population of the Japanese Lacertid Takydromus tachydromoides. Copeia 1969(3):548-567, illus.
- TELFORD, S.R., Jr. 1970. Seasonal fluctuations in liver and fat body weights of the Japanese lacertid Takydromus tachydromoides Schlegel. Copeia 1970(4):681-688. illus.
- TELFORD, S.R., Jr. 1972. The course of infection of Japanese saurian Malaria (Plasmodium sasai Telford & Bell) in natural and experimental hosts. Japanese J. exp. Med. 42(1):1-21, illus.
- TELFORD, S.R., Jr. 1982. New saurian Trypanosomes from southeast Asian skinks and Lacertids. Jour. Parasit. 68(2):319-324. illus.
- TELFORD, S.R., Jr. 1982. Interpopulation variation of a saurian malaria, Plasmodium sasai Telford & Ball, 1969, in three host species distribution within a range of 24 degrees north latitude. J. Parasit. 12(1):17-22. illus.
- TELFORD, S.R., Jr. 1989. Discovery of the pre-erythrocytic states of a saurian Malaria parasite, Lyzozoites, and a possible mechanism for the maintenance of chronic infections throughout the life of the host. Int. J. Parasitol. 19(6):597-616. illus.
- TELFORD, S.R., Jr. & BALL, G.H. 1969. Plasmodium sasai n. sp. from the Japanese lizard Takydromus tachydromoides. Jour. Protozool. 16(2):312-317. illus.
- TERENTEV', P.V. & CHERNOV, S.A. 1949. Key to amphibians and reptiles. 3rd ed. Nauka, Moskva (Translated from Russian, Israel Program for Scientific Translations 1965).
- THEOBALD, W. 1876. Descriptive catalogue of the reptiles of British India. Calcutta 238 pp.
- THOMPSON, J.C. 1912. Prodrôme of descriptions of new species of reptilia and batrachia from the Far East. Herpetological Notices, San Francisco, Calif. Privately printed 2:1-4.
- TIAN, Wan-shu & JIANG, Y. 1986. Zhongguo liangqi paxing dongwu Jianding shouce. (Handbook of Chinese Amphibians and Reptiles.). Science Pres, Peking 1986: i-iv 164 pp. illus. (In Chinese, with 20 unpaginated plates).
- TOYAMA, M. 1976. On the herpetological fauna of the Miyako Islands, Ryukyu Archipelago. Japanese J. Herpet. 6(3):64-74. illus. (In Japanese: English Summary).
- TOYAMA, M. 1984. Amphibians and reptiles. In: Handbook of the animals of the Ryu Kyu Archipelago (1): Terrestrial vertebrates. Ed. Ikehara, S., Y. Yonashiro, K. Miyagi, & M. Toyama. Shinsei-tosho-shuppan, Naha 208--252. (In Japanese).
- TSUNEKI, K. 1987. A histological survey on the development of curcumventricular organs

- in various vertebrates. Zool. Sci. (Tokyo) 4(3):497-521. illus.
- UCHIDA, T. 1980. Ultrastructure and histochemical studies on the taste buds in some reptiles. Archivum histol. jap. 43(5):459-478, illus.
- UENO, Shun-Ichi & Y. SHIBATA. 1970. A brief account of the herpetology of the Islands of Tsushima. Memoirs Nat. Sci. Mus. Tokyo No. 3:193-198 (In Japanese).
- Van DENBURGH, John. 1909. New and previously unrecorded species of reptiles and amphibians from the Island of Formosa. Proc. Calif. Acad. Sci. 4th ser. 3(3):49-56.
- Van DENBURGH, John. 1912a. Concerning certain species of reptiles and amphibians from China, Japan, the Loo Choo Islands and Formosa. Proc. Calif. Acad. Sci. 4th ser. 3: 187-258.
- Van DENBURGH, John. 1912b. Advanced diagnoses of new reptiles and amphibians from the Loo Choo Islands and Formosa. San Francisco, Calif. 1-5.
- VOGT, T. 1913. Zur Reptilien- und Amphibienfauna Koreas und Japans. Sitz. Gesell. natur. Freunde Berlin 219-222.
- VOGT, T. 1914. Sudchinesische Reptilien und Amphibien. Ges. naturf. Freunde Berlin 3: 96-102.
- VOGT, T. 1922. Zur Reptilien- und Amphibienfauna Sudchinas. Arch. Naturg. Berlin 88, abt. A, heft 10: 135-146.
- WALLEY, H.D. 1958a. The status of Takydromus kwangakuensis. Copeia (4):338.
- WALLEY, H.D. 1958b. A new Lacertid lizard from Korea. Herpetologica 14(4):203-205. illus.
- WALLEY, H.D. 1962. The identity of the Korean lizard Takydromus auroralis Doi. Herpetologica 18(3):215-216.
- WANG, Chin-shiang & WANG, Yu-hsi M. 1956. The reptiles of Taiwan. Quart. Jour. Taiwan Mus. 9(1):1-86.
- WANG, P.-C. 1964. Studies on the ecology of four species of lizards in Hangzhou. I. Distribution, daily activity, and feeding. Chinese Jour. Zool. 6(2):70-76. (In Chinese-English Summary).
- WANG, P.-C. 1966. Studies on the ecology of four species of lizards in Hangzhou. II. Breeding. Acta Zool. Scinica 18(2):170-186. (In Chinese -English Summary).
- WANG, Pei-chao P. & XU Hongf-fa. 1987. Influence of ambient temperature on body temperature and heat energy metabolism of Takdyromus septentrionalis. Acta Herpetol. Sin. 6(2):10-15. illus. (In Chinese: English Summary).
- WANG, Pei-chao, Ji, W. & MA, W. 1989. Oxygen consumption of Takydromus septentrionalis eggs and hatchlings. 49-53. In: Matsui, Hikida & Goris (eds). Current Herpetology in East Asia. Proc. Second-Japan-China Herpetological Symposium Kyoto, July 1988.
- WEBB, R.G., JONES, J.K., Jr. & BYERS, G.W. 1962. Some reptiles and amphibians from Korea. Univ. Kansas Publ. Mus. Nat. Hist. 15:149-173.
- WELCH, K.R.G., COOKE, P.S. & WRIGHT, A.S. 1990. Lizards of the Orient: A checklist.

- Robert E. Krieger Publ. Co., Malabar, Florida 162 pp.
- WEN Ye-tang. 1985. Two new records of lizards of Guangxi- Gekko japonicus and Takydromus septentrionalis. Acta Herpetol. Sin. 4(2):128. (In Chinese).
- WERNER, F. 1904. Über Reptilien und Batrachier aus Guatemala und China in der Zoologischen Staats-Sammlung in München. Abh. der königlichen bayerischen Akad. Wissenschaften, München 22(2):341-384.
- WERNER, F. 1913(1912). Über neue und seltene Reptilien und Frosche des Naturhistorischen Museums in Hamburg. Reptilien und Amphibien von Formosa gesammelt von H. Sauter. Mitt. naturhist. Mus. Hamburg 30: 1-51.
- WIEGMANN, A.F.A. 1834. Herpetologica Mexicana, seu descriptio amphibiorum novae Hispaniae, quae Itineribus comitis de Sack, Ferdinandi Deppe et Chr. Guil Schiede. Saurorum species. Berolini. 54 pp. Reprinted Society for Study of Amphibians & Reptiles 1969.
- WON, H.K. 1967. Checklist of Korean Chordata Amphibia, Reptilia. Publ. Korean Acad. Sci. Pyongyang 167-245. (In Korean).
- WON, H.K. 1971. Amphibian and reptilian fauna of Korea. Publ. Korean Acad. Sci. Pyongyang 170 pp. (In Korean).
- WU, Hsien-wen. 1930. Herpetological notes from Hangchow. Sci. Report Nat. Cent. Univ. Nanking 1(1):51-58.
- YAMAOKA, Y. & HIKONORI, W. 1940. Effect of a synthetic androgen on the kidney of a lizard Takydromus tachydromoides. Zool. Mag. (Tokyo) 52(3):136-137.
- YANG, Datong & INGER, R.F. 1986. Key to the snakes and lizards of China. Smithsonian Herpet. Inf. Serv No. 71:1-21.
- YAO, Chong-yong. 1983. Lizards of Gansu Province. Acta Herpetol. Sinica 2(3):66-57. (In Chinese -English Summary).
- YONEDA, Y. 1981. Additional report of Ixodes nipponensis found on the small reptile, Takydromus tachydromoides in Kyushu. Japanese J. sanit. Zool. 32(1):82-83. illus. (In Japanese: English Summary).
- YU, H.-T. & DAY, T.T. 1984. The occurrence of Takydromus sauteri in central Taiwan. J. Taiwan Mus. 37(2):57-58. illus.
- YUAN, H. 1983. A herpetological survey in the Huoditang forest of the Qinling Mountains. Acta Herpetologica Sinica 2(3):70-71. (In Chinese: English Summary).
- YUHUA YANG, Zhengfu & ZHAO, E. 1989. Karyotypic studies of Sphenomorphus indicus (Scincidae) and Takydromus septentrionalis (Lacertidae). Chinese Herpetol. Res. 2(2):55-59. (In English).
- ZHAO, Er-mi. 1977. Systematic key to Chinese reptiles. Pekin, i-vi, 111 pp. illus. (In Chinese).
- ZHAO, Er-mi. 1990. Herpetofauna and zoogeography of Hainan Island. 354-362, In: Zhao (ed). From Water Onto Land. A volume to commemorate the 90th birthday of the late Professor Liu, Cheng-zhao. 454 pp. plus 31 pl.

- ZHAO, Ken-tang, ZHANG, X. & CHEN, Li-Lua. 1990. Study on the autotomy and regeneration of the tail of the grass lizard and the gecko. 138-133, In: From Water Onto Land. A volume to commemorate the 90th birthday of the late Professor Liu, Cheng-zhao. Ermi Zhao (ed). 454 pp. 31 pp. plates C.S.S.A.R.
- ZHAO, Xiu-bi. 1990. Herpetological survey in transition zone between Mt. Nan Ling and Mt. Xuefeng. 232-235, In: Zhao, Ermi, (ed). From Water Onto Land. A volume to commemorate the 90th birthday of the late Professor Liu, Cheng-zhao. 454 pp. plus 31 pp. plates. C.S.S.A.R.
- ZHAO, Ji. (ed). 1990. The Natural History of China. McGraw Hill Publ. Co., 223 pp. illus.
- ZOU, S. 1983. A survey of amphibians and reptiles in Huaibei and Dabie Shan. Acta Herpetologica Sinica 2(3):74-76. (In Chinese: English Summary).

PAPERS NOT SEEN OR LOCATED

- LUE, K.Y., CHEN, S.H. & YEH, K.K.C. 1989. The amphibians and reptiles of Kenting National Park. Kenting Nat. Park Publ. Henchung Publ. 129pp. (In Chinese).
- NAKAMURA, K. & UENO, S.I. 1963. Japanese Reptiles and Amphibians in Colour. Hoikusha Osaka 214 pp. (In Japanese).



40
666
EPT

CHECKLIST AND BIBLIOGRAPHY OF THE AMPHIBIANS AND REPTILES OF PANAMA



DAVID L. AUTH

Division of Herpetology
Florida Museum of Natural History



SMITHSONIAN
HERPETOLOGICAL INFORMATION
SERVICE
NO. 98

1994

**SMITHSONIAN
HERPETOLOGICAL
INFORMATION
SERVICE**

The SHIS series publishes and distributes translations, bibliographies, indices, and similar items judged useful to individuals interested in the biology of amphibians and reptiles, but unlikely to be published in the normal technical journals. Single copies are distributed free to interested individuals. Libraries, herpetological associations, and research laboratories are invited to exchange their publications with the Division of Amphibians and Reptiles.

We wish to encourage individuals to share their bibliographies, translations, etc. with other herpetologists through the SHIS series. If you have such items please contact George Zug for instructions on preparation and submission. Contributors receive 50 free copies.

Please address all requests for copies and inquiries to George Zug, Division of Amphibians and Reptiles, National Museum of Natural History, Smithsonian Institution, Washington DC 20560 USA. Please include a self-addressed mailing label with requests.

INTRODUCTION

Many amphibians and reptiles dispersed between North and South America along the Isthmus of Panama during the "Great American Biotic Interchange," after the Pliocene closure of the isthmian gap. The results of interchanges before the gap formed are also in evidence today, but involve fewer species (Vanzolini and Heyer, 1990). Panama's herpetological significance goes beyond being a land bridge between continents, however. The country has distributional continuities with North, Middle and South America, and border to border from both directions. The country also has a significant number of endemics (14 percent of the amphibians; 7 percent of the reptiles; 10 percent overall). With an area of only 77,082 km², about half (50.8%) the size of Florida, Panama has approximately 2.8 times more native amphibians and reptiles than Florida, 5.7 times expectation based on area alone.

There is no published checklist and bibliography for just the herpetofauna of Panama. Partial lists are available: Dunn, 1931a and b; Myers and Rand, 1969; Rand and Myers, 1990; and Smith, 1958. Peters and Orejas-Miranda (1970), Peters and Donoso-Barros (1970), and Vanzolini (1986) cover a much larger area for the snakes and lizards. Campbell and Lamar (1989) have done the same for the poisonous snakes, Iverson (1992) for turtles, King and Burke (1989) for turtles and crocodylians, Frost (1985) for amphibians, and Villa, Wilson, and Johnson (1988) for the herpetofauna of Middle America.

The checklist documents 395 native species of amphibians and reptiles described from 1756 through 1992 (Table 1). This taxonomic effort can be divided into four periods based on four different average rates of species description. The average rate was second highest between 1756 and 1766 during the time of Linnaeus (2.9 described species a year for 32 species). The slowest period spanned from 1767 to 1849, with only 42 new species described (0.5 a year). The highest rate of discovery (3.8 species a year) occurred between 1850 and 1899, when 188 species were described. The rate from 1900 through 1992 has dropped to 1.4 a year (133 species). The latter two rates are almost linear. Since the latest rate is not approaching an asymptote, it isn't possible to estimate total Panamanian amphibian and reptile diversity. With only about twenty percent of the country's primary forests relatively intact, many species undoubtedly are already extinct or on the verge of extinction. Panama's complete pre-European herpetofaunal diversity will probably never be known, even after unexploited material in museum collections is analyzed.

Approximately two-thirds of the known native amphibians and reptiles of Panama were described before 1900 (10.4% prior to 1800, 55.9% in the 1800's). Edward Drinker Cope (80 species) and Wilhelm C. H. Peters (29 species) alone described slightly over one-fourth of the known fauna from 1860 to 1899. Linnaeus described 31 native species, Boulenger 26, Dunn 28, Taylor 20, and Dumeril, Bibron, and Dumeril 16. Thus, only nine taxonomists described 58 percent of Panama's known herpetofauna.

Table 1. Summary of the Number of Species by Family for the Amphibians and Reptiles of Panama

GROUP	NUMBER OF SPECIES	GROUP	NUMBER OF SPECIES
AMPHIBIA	170 (2)*	AMPHIBIA-Cont.	170 (2)
ANURA	140 (2)	ANURA-Cont.	140 (2)
Bufonidae	15	Pipidae	1
Centrolenidae	12	Ranidae	4
Dendrobatidae	14	CAUDATA	21
Hylidae	46	Plethodontidae	21
Leptodactylidae	44 (2)	GYMNOPHIONA	9
Microhylidae	4	Caeciliidae	9
REPTILIA	225 (6)	REPTILIA-Cont.	225 (6)
AMPHISBAENIA	3	SERPENTES-Cont.	132
Amphisbaenidae	3	Boidae	6
CROCODYLIA	2	Colubridae	99
Alligatoridae	1	Elapidae	10
Crocodylidae	1	Leptotyphlopidae	2
LACERTILIA	74 (6)	Viperidae	11
Anguidae	5	TESTUDINES	14
Gekkonidae	9 (6)	Cheloniidae	4
Iguanidae	41	Chelydridae	1
Scincidae	2	Dermochelyidae	1
Teiidae	16	Emydidae	1
Xantusiidae	1	Kinosternidae	3
SERPENTES	132	Testudinidae	4
Anomalepididae	4	TOTAL	395(8)

* Introduced species in parentheses. Also marked with an asterisk in the checklist.

Country geographic ranges are included for each species, often with more detailed ranges inside Panama. Ranges were taken from the literature and from direct examination of museum specimens at the National Museum of Natural History, Museum of Comparative Zoology at Harvard, and Florida Museum of Natural History. The geographic range of none of the 395 native species listed in the checklist is thoroughly known.

The first section of the bibliography consists of complete citations of the 395 native and 8 introduced original species descriptions. A compilation of other works on Panamanian herpetology forms the second part of the bibliography. Due to space limitation, this resource is far from complete, but at least may decrease initial search time.

The checklist and bibliography will need to be continually revised, due to ongoing taxonomic and survey work. To illustrate this I have included six species (bold lettering) which are known from near the Panamanian border, but have not been documented inside the country as yet. These species are not included in Figure 1 nor in the checklist tallies. To help keep the checklist up to date and remove errors, please write me at the

Division of Herpetology, Florida Museum of Natural History, University of Florida, Gainesville, Florida 32611.

ACKNOWLEDGEMENTS.- The author alone is responsible for any inaccuracies. George Zug made the work possible. Jay Savage reviewed the manuscript and was especially helpful in moving the effort along. Ronald Crombie and William Duellman also reviewed the manuscript. Van Wallach reviewed an early version of the snake checklist. Ernest Williams provided a copy of his Anolis checklist for Panama. Inspiration to compile this work evolved while on active duty in Panama with the United States Navy during 1990, 1991, and 1992. Use of the library at the Smithsonian's Division of Amphibians and Reptiles was also made possible by the U.S. Naval Reserve, which paid transportation costs for quarterly weekend training near Baltimore. Thanks to the staff of the Division of Amphibians and Reptiles for their gracious hospitality and valued conversations. I also thank my supervisors at Florida Museum of Natural History for permitting the research time needed for this project.

I. A CHECKLIST OF THE AMPHIBIANS AND REPTILES OF PANAMA

AMPHIBIA (170 native species; 2 introduced)

I. ANURA (140 native species; 2 introduced)

A. Bufonidae (15 species)

- Atelopus certus* Barbour, 1923. Panama (Darien Province).
Atelopus chiriquiensis Shreve, 1936. Costa Rica, Panama (Bocas del Toro, Chiriqui Provinces).
Atelopus glyphus Dunn, 1931. Panama (Darien Province), Colombia.
Atelopus varius (Lichtenstein, 1856). Costa Rica, Panama, Colombia.
Atelopus zeteki Dunn, 1933. Panama (western; Cerro Campana, Valle de Anton area). CITES Appendix I/USFWS Endangered.
Bufo coccifer Cope, 1866. Mexico to Panama (western Pacific versant).
Bufo coniferus Cope, 1862. Nicaragua, Costa Rica, Panama (Atlantic and Pacific versants), Colombia, Ecuador.
Bufo fastidiosus Cope, 1875. Costa Rica, Panama (western).
Bufo granulatus Spix, 1824. Panama to Argentina.
Bufo haematiticus Cope, 1862. Honduras to Ecuador.
Bufo marinus (Linnaeus, 1758). United States (Texas) to Peru. Introduced to many Caribbean, southeast Asian, and Pacific basin islands.
Bufo peripatetes Savage, 1972. Panama (known from the type locality in Chiriqui Province, above Boquete on Almirante Trail, elevation 1500 m and from the border of Bocas del Torro and Chirique Provinces border at Cerro Bollo, 80 km ESE of the type locality).
Bufo typhonius (Linnaeus, 1758). Panama, South America.
Crepidophryne epiotica (Cope, 1875). Costa Rica, Panama (western).

Rhamphophryne acrolopha Trueb, 1971. Panama (eastern), Colombia.

B. Centrolenidae (12 species)

- Centrolene ilex* (Savage, 1967). Nicaragua, Costa Rica, Panama (Atlantic versant), Colombia.
- Centrolene prosoblepon* (Boettger, 1892). Nicaragua to Ecuador.
- Cochranella albomaculata* (Taylor, 1949). Costa Rica, Panama (Pacific versant), Colombia.
- Cochranella euknemos* (Savage and Starrett, 1967). Costa Rica to Colombia.
- Cochranella granulosa* (Taylor, 1949). Nicaragua, Costa Rica, Panama.
- Cochranella spinosa* (Taylor, 1949). Costa Rica, Panama (Pacific versant), Colombia, Ecuador.
- Hyalinobatrachium chirripoi* (Taylor, 1958). Costa Rica to Colombia.
- Hyalinobatrachium colymbiphyllum* (Taylor, 1949). Costa Rica, Panama (Colon Province).
- Hyalinobatrachium fleischmanni* (Boettger, 1893). Mexico to Ecuador, Surinam.
- Hyalinobatrachium pulveratum* (Peters, 1873). Nicaragua, Costa Rica, Panama (Pacific versant).
- Hyalinobatrachium valerioi* (Dunn, 1931). Costa Rica to Ecuador.
- Hyalinobatrachium vireovittatum* (Starrett and Savage, 1973). Costa Rica, Panama.

C. Dendrobatidae (14 species)

- Colostethus chocoensis* (Boulenger, 1912). Panama (eastern), Colombia, Ecuador.
- Colostethus flotator* (Dunn, 1931). Panama.
- Colostethus inguinalis* (Cope, 1868). Panama (eastern, west-central), Colombia.
- Colostethus latinasus* (Cope, 1863). Panama (Darien Province), Colombia, Ecuador.
- Colothethus nubicola* (Dunn, 1924). Costa Rica, Panama (Chiriqui Province), Colombia.
- Colostethus pratti* (Boulenger, 1899). Panama (western), Colombia, Ecuador.
- Colostethus talamancae* (Cope, 1875). Costa Rica, Panama, Colombia.
- Dendrobates arboreus* Myers, Daly, and Martinez, 1984. Panama (Chiriqui, Bocas del Toro Provinces). CITES Appendix II.
- Dendrobates auratus* (Girard, 1855). Nicaragua to Colombia. CITES Appendix II.
- Dendrobates pumilio* O. Schmidt, 1857. Nicaragua, Costa Rica, Panama (Bocas del Toro, Chiriqui Provinces). CITES Appendix II.
- Dendrobates speciosus* O. Schmidt, 1857. Panama (Bocas del Toro, Chiriqui Provinces). CITES Appendix II.
- Epipedobates maculatus* (Peters, 1873). Panama (Bocas del Toro, Chiriqui Provinces). CITES Appendix II.
- Minyobates minutus* (Shreve, 1935). Panama (Colon Province) to

Colombia. CITES Appendix II.

Phyllobates lugubris (O. Schmidt, 1857). Panama (Bocas del Toro, Chiriqui Provinces). CITES Appendix II.

D. Hylidae (46 species)

Agalychnis calcarifer Boulenger, 1902. Costa Rica, Panama (Caribbean slopes), Colombia, Ecuador.

Agalychnis callidryas (Cope, 1862). Mexico to Panama (central Atlantic versant, eastern Pacific versant).

Agalychnis litodryas (Duellman and Trueb, 1967). Panama (eastern), Ecuador.

Agalychnis spurrelli Boulenger, 1913. Costa Rica, Panama, Colombia, Ecuador.

Anotheca spinosa (Steindachner, 1864). Mexico, Costa Rica, Panama (western).

Duellmanohyla lythrodes (Savage, 1968). Costa Rica, Panama (western Atlantic versant).

Duellmanohyla rufiocularis (Taylor, 1952). Costa Rica, Panama (western?).

Duellmanohyla uranochroa (Cope, 1875). Costa Rica, Panama (western mountains).

Gastrotheca cornuta (Boulenger, 1898). Costa Rica, Panama (eastern, western Atlantic versant), Colombia, Ecuador.

Gastrotheca nicefori Gaige, 1933. Panama (eastern and central highlands), Colombia, Venezuela.

Hemiphractus fasciatus Peters, 1862. Panama, Colombia, Ecuador.

Hyla angustilineata Taylor, 1952. Costa Rica, Panama (western).

Hyla boans (Linnaeus, 1758). Panama (eastern), Trinidad, Colombia, the Guianas, Amazon and Orinoco Basins.

Hyla colymba Dunn, 1931. Costa Rica, Panama (western Atlantic versant; central and eastern Pacific versant).

Hyla crepitans Wied-Neuwied, 1824. Honduras, Panama (eastern), Colombia, Ecuador, the Guianas, Brazil.

Hyla debilis Taylor, 1952. Costa Rica, Panama (southwestern Pacific versant).

Hyla ebraccata Cope, 1874. Mexico to Colombia.

Hyla fimbrimembra Taylor, 1948. Costa Rica, Panama (western).

Hyla graceae Myers and Duellman, 1982. Panama (western mountains).

Hyla lancasteri Barbour, 1928. Costa Rica, Panama (Atlantic versant).

Hyla microcephala Cope, 1886. Mexico to Brazil.

Hyla miliaria (Cope, 1886). Nicaragua, Costa Rica, Panama, Colombia.

Hyla palmeri Boulenger, 1908. Panama (central), Colombia, Ecuador.

Hyla phlebodes Stejneger, 1906. Nicaragua, Costa Rica, Panama (Caribbean lowlands, Pacific eastern lowlands), Colombia.

Hyla picadoi Dunn, 1937. Costa Rica and Panama (western mountains).

Hyla pictipes Cope, 1875. Costa Rica, Panama (western

- mountains).
- Hyla pseudopuma* Gunther, 1901. Costa Rica, Panama (western mountains).
- Hyla pugnax* Schmidt, 1857. Panama (central), Colombia.
- Hyla rivularis* Taylor, 1952. Costa Rica, Panama (western mountains).
- Hyla rosenbergi* Boulenger, 1898. Costa Rica, Panama, Colombia, Ecuador.
- Hyla rufitela* Fouquette, 1961. Nicaragua, Costa Rica, Panama (Atlantic versant).
- Hyla subocularis* Dunn, 1934. Panama (eastern), Colombia.
- Hyla thysanota* Duellman, 1966. E. Panama (Darien Province-Serrania de Darien).
- Hyla tica* Starrett, 1966. Costa Rica, Panama (western mountains).
- Hyla zeteki* Gaige, 1929. Costa Rica, Panama (western mountains).
- Phrynohyas venulosa* (Laurenti, 1768). Mexico to Argentina.
- Phyllomedusa lemur* Boulenger, 1882. Costa Rica, Panama (moderate elevations).
- Phyllomedusa venusta* Duellman and Trueb, 1967. Panama (Darien Province).
- Ptychohyala legleri* (Taylor, 1958). Costa Rica, Panama (western Pacific versant).
- Scinax boulengeri* (Cope, 1887). Nicaragua, Costa Rica, Panama (Caribbean lowlands, eastern Pacific lowlands).
- Scinax elaeochroa* (Cope, 1875). Nicaragua, Costa Rica, Panama (western Caribbean lowlands, Pacific lowlands).
- Scinax rostrata* (Peters, 1863). Panama (central), Colombia, Venezuela, French Guiana.
- Scinax rubra* (Laurenti, 1768). Panama (eastern), Colombia, Ecuador, Venezuela, the Guianas, Trinidad, St. Lucia, Tobago, Brazil.
- Scinax staufferi* (Cope, 1865). Mexico to Panama (central).
- Smilisca baudinii* (Dumeril and Bibron, 1841). United States (Texas) to Panama (western?).
- Smilisca phaeota* (Cope, 1862). Nicaragua, Costa Rica, Panama, Colombia, Ecuador.
- Smilisca sila* Duellman and Trueb, 1966. Costa Rica, Panama (Caribbean and Pacific lowlands), Colombia (northwestern).
- Smilisca sordida* (Peters, 1863). Costa Rica, Panama (western).

E. Leptodactylidae (44 native species; 2 introduced)

- Eleutherodactylus achatinus* (Boulenger, 1898). Panama (Darien and San Blas Provinces), Colombia, Ecuador.
- Eleutherodactylus andi* Savage, 1974. Costa Rica, Panama (extreme western).
- Eleutherodactylus altae* Dunn, 1942. Costa Rica, Panama (Bocas del Toro Province).
- **Eleutherodactylus antillensis* (Reinhardt and Lutken, 1863). Islands of Puerto Rico Bank. * = Introduced in Panama.

- Eleutherodactylus azueroensis*. Savage, 1975. Panama (Peninsula de Azuero).
- Eleutherodactylus biporcatus* (Peters, 1863). Guatemala to Colombia.
- Eleutherodactylus bransfordii* (Cope, 1886). Honduras to Panama (eastern).
- Eleutherodactylus bufoniformis* (Boulenger, 1896). Costa Rica, Panama, Colombia.
- Eleutherodactylus caryophyllaceus* (Barbour, 1928). Costa Rica, Panama, Colombia.
- Eleutherodactylus cerasinus* (Cope, 1875). Nicaragua, Costa Rica, and Panama (western and central; Atlantic and Pacific versants).
- Eleutherodactylus crassidigitus* Taylor, 1952. Costa Rica, Panama.
- Eleutherodactylus cruentus* (Peters, 1873). Costa Rica, Panama (western and central), Colombia, Ecuador.
- Eleutherodactylus diastema* (Cope, 1875). Nicaragua to Ecuador.
- Eleutherodactylus emcelae* Lynch, 1985. Panama (western).
- Eleutherodactylus fitzingeri* (Schmidt, 1858). Nicaragua, Costa Rica, Panama (both Atlantic and Pacific versants), Colombia.
- Eleutherodactylus fleischmanni* (Boettger, 1892). Costa Rica Panama (western).
- Eleutherodactylus gaigeae* (Dunn, 1931). Costa Rica, Panama, Colombia.
- Eleutherodactylus gollmeri* (Peters, 1863). Nicaragua, Costa Rica, Panama.
- **Eleutherodactylus johnstonei* Barbour, 1914. Lesser Antilles. * = Introduced on Bermuda, Bequia (Grenadines), Curacao, Jamaica, Panama (Panama City), Venezuela, Guyana.
- Eleutherodactylus jota* Lynch, 1980. Panama (Bocas del Toro Province).
- Eleutherodactylus latidiscus* (Boulenger, 1898). Panama, Colombia, Ecuador.
- Eleutherodactylus longirostris* (Boulenger, 1898). Panama (Darien Province), Colombia, Ecuador.
- Eleutherodactylus melanostictus* (Cope, 1875). Costa Rica, Panama (western).
- Eleutherodactylus monnichorum* Dunn, 1940. Panama (Chiriqui Province).
- Eleutherodactylus moro* Savage, 1965. Costa Rica, Panama, Colombia.
- Eleutherodactylus noblei* Barbour and Dunn, 1926. Honduras, Nicaragua, Costa Rica, Panama.
- Eleutherodactylus pardalis* (Barbour, 1928). Costa Rica, Panama.
- Eleutherodactylus podiciferus* (Cope, 1875). Costa Rica, Panama.
- Eleutherodactylus punctariolus* (Peters, 1863). Costa Rica, Panama.
- Eleutherodactylus raniformis* (Boulenger, 1896). Panama (east-central and east), Colombia.

- Eleutherodactylus rayo* Savage and DeWeese, 1979. Costa Rica (southwestern), Panama.
- Eleutherodactylus ridens* (Cope, 1866). Honduras, Nicaragua, Costa Rica, Panama (Atlantic and Pacific versants), Colombia, Ecuador.
- Eleutherodactylus rugulosus* (Cope, 1869). Mexico to Panama (western).
- Eleutherodactylus stejnegerianus* (Cope, 1893). Costa Rica, Panama (extreme western Pacific drainages).
- Eleutherodactylus taeniatus* (Boulenger, 1912). Panama (central), Colombia, Ecuador.
- Eleutherodactylus talamancae* Dunn, 1931. Nicaragua, Costa Rica, Panama (Atlantic versant).
- Eleutherodactylus taurus* Taylor, 1958. Costa Rica, Panama.
- Eleutherodactylus vocator* Taylor, 1955. Costa Rica, Panama, Colombia.
- Leptodactylus fuscus* (Schneider, 1799). Panama to Argentina.
- Leptodactylus insularum* Barbour, 1906. Mexico to Colombia, Venezuela.
- Leptodactylus labialis* (Cope, 1877). Texas to Colombia, Venezuela.
- Leptodactylus melanonotus* (Hallowell, 1861). Mexico to Ecuador.
- Leptodactylus pentadactylus* (Laurenti, 1768). Honduras to Peru, Brazil.
- Leptodactylus poecilochilus* (Cope, 1862). Costa Rica to Colombia, Venezuela.
- Physalaemus pustulosus* (Cope, 1864). Mexico to Colombia, Venezuela, Trinidad, Tobago.
- Pleurodema brachyops* (Cope, 1869). Panama, Colombia, Venezuela, Netherland Antilles, Brazil.

F. Microhylidae (4 species)

- Chiasmocleis panamensis* Dunn, Trapido, and Evans, 1948. Panama, Colombia.
- Elachistocleis ovalis* (Schneider, 1799). Panama, Trinidad, South America east of Andes to Argentina.
- Nelsonophryne aterrimum* (Gunther, 1900). Costa Rica, Panama, Colombia, Ecuador.
- Relictivomer pearsei* (Ruthven, 1914). Panama, Colombia.

G. Pipidae (1 species)

- Pipa myersi* Trueb, 1984. Panama (Darien Province), Colombia.

H. Ranidae (4 species)

- Rana "pipiens"* Hillis, 1988 (undescribed species "E"). Costa Rica, Panama (western, to the canal).
- Rana vaillanti* Brocchi, 1877. Mexico to Panama.
- Rana vibicaria* (Cope, 1894). Costa Rica, Panama (western).
- Rana warschewitschii* (Schmidt, 1857). Honduras, Nicaragua,

Costa Rica, Panama (eastern).

II. CAUDATA (21 species)

Plethodontidae (21 SPECIES)

- Bolitoglossa biseriata* Tanner, 1962. Panama (Bocas del Toro, Cocle, Panama, San Blas, Darien Provinces), Colombia.
- Bolitoglossa colonea* (Dunn, 1924). Costa Rica, Panama (western to Colon Province-Barro Colorado Island).
- Bolitoglossa compacta* Wake, Brame, and Duellman, 1973. Panama (Bocas del Toro Province).
- Bolitoglossa cuna* Wake, Brame, and Duellman, 1973. Panama (San Blas Province).
- Bolitoglossa lignicolor* (Peters, 1873). Costa Rica, Panama (Chiriqui and Veraguas Provinces, Azuero Peninsula).
- Bolitoglossa marmorea* (Tanner and Brame, 1961). Panama (known from the type locality only- Chiriqui Province, Volcan Chiriqui).
- Bolitoglossa medemi* Brame and Wake, 1972. Panama (Darien Province), Colombia.
- Bolitoglossa minutula* Wake, Brame, and Duellman, 1973. Panama (area of type locality only-Bocas del Toro Province, north Slope of Cerro Pando).
- Bolitoglossa nigrescens* (Taylor, 1949). Costa Rica, Panama (Chiriqui Province).
- Bolitoglossa phalarosoma* Wake and Brame, 1962. Panama (Darien Province), Colombia.
- Bolitoglossa robusta* (Cope, 1894). Costa Rica, Panama (Bocas del Toro Province).
- Bolitoglossa schizodactyla* Wake and Brame, 1966. Panama (central and northwestern).
- Bolitoglossa subpalmata* (Boulenger, 1896). Costa Rica, Panama (Chiriqui Province).
- Bolitoglossa taylori* Wake, Brame, and Myers, 1970. Panama (Darien Province).
- Oedipina alfaroi* Dunn, 1921. Costa Rica, Panama (Bocas del Toro Province).
- Oedipina collaris* (Stejneger, 1907). Nicaragua, Costa Rica, Panama (Atlantic versant).
- Oedipina complex* (Dunn, 1924). Costa Rica, Panama, Colombia, Ecuador.
- Oedipina cyclocauda* Taylor, 1952. Honduras, Nicaragua, Costa Rica, Panama (northwest).
- Oedipina grandis* Brame and Duellman, 1970. Panama (known from the type locality only-Bocas del Toro Province, north slope of Cerro Pando).
- Oedipina parvipes* (Peters, 1879). Costa Rica, Panama, Colombia.
- Oedipina uniformis* Keferstein, 1868. Costa Rica, Panama (western).

III. GYMNOPTIONA (9 species)

Caeciliaidae (9 species)

- Caecilia leucocephala* Taylor, 1968. Panama (Darien Province), Colombia, Brasil.
- Caecilia nigricans* Boulenger, 1902. Panama (Atlantic versant), Colombia, Ecuador.
- Caecilia tentaculata* Linnaeus, 1758. Panama, South America east of the Andes, south to Peru.
- Caecilia volcani* Taylor, 1969. Panama (known from the type locality-Cocle Province, El Valle de Anton and from Bocas del Toro and Chiriqui Provinces at the continental divide).
- Dermophis mexicanus* (Dumeril and Bibron, 1841). Mexico to Panama (western Pacific versant).
- Dermophis parviceps* (Dunn, 1924). Panama (Bocas del Toro Province).
- Gymnopsis multiplicata* Peters, 1874. Honduras to Panama.
- Osaecilia elongata* (Dunn, 1942). Panama (known from the type locality only-Darien Province, Yaviza).
- Osaecilia ochrocephala* (Cope, 1866). Panama (Atlantic versant of Darien Province).

REPTILIA (225 native species; 6 introduced)**I. AMPHISBAENIA (3 species)****Amphisbaenidae (3 species)**

- Amphisbaena alba* Linnaeus, 1758. Panama, Colombia, Venezuela, the Guianas, Trinidad, Peru, Brazil, Bolivia, Paraguay.
- Amphisbaena fuliginosa* Laurenti, 1768. Panama, Colombia, Ecuador, Venezuela, Peru, Brazil, Bolivia, Argentina.
- Amphisbaena spurrelli* Boulenger, 1915. Panama, Colombia (northern).

II. CROCODYLIA (2 species)**A. Alligatoridae (1 species)**

- Caiman crocodilus* (Linnaeus, 1758). CITES Appendix II. Mexico to Argentina, Trinidad, Tobago.

B. Crocodylidae (1 species)

- Crocodylus acutus* (Cuvier, 1807). CITES Appendix I/USFW Endangered. South Florida, Cuba, Isla de Juventud, Jamaica, Hispaniola, Atlantic coastal drainages from Mexico to Venezuela, Pacific coastal drainages from Mexico to Peru.

III. LACERTILIA (74 native species; 6 introduced)

A. Anguidae (5 species)

- Coloptychon rhombifer* (Peters, W.C.H., 1877). Costa Rica, Panama (Chiriqui Province).
- Diploglossus bilobatus* (O'Shaughnessy, 1874). Costa Rica, Panama (Bocas del Toro Province).
- Diploglossus monotropis* (Kuhl, 1820). Nicaragua, Costa Rica, Panama, Colombia, Ecuador.
- Diploglossus montisilvestris* Myers, 1973. Panama (known from the type locality only-Serrania de Pirre; extreme eastern).
- Mesaspis monticola* (Cope, 1877). Costa Rica, Panama (to Chiriqui Province).

B. Gekkonidae (9 native species; 6 introduced)

- Coleonyx mitratus* (Peters, W.C.H., 1863). Guatemala, Honduras, El Salvador, Nicaragua, Costa Rica, Panama.
- Gonatodes albogularis* (Dumeril and Bibron, 1836). Mexico to Colombia, Venezuela, Aruba, Cuba, Hispaniola, Jamaica, Grand Cayman, Curacao, Tortuga, Orchila, Gorgona, lower Florida Keys.
- Gonatodes annularis* Boulenger, 1887. Panama, Colombia, Venezuela, Guyana, Surinam, French Guiana, Brazil (Amapa).
- **Hemidactylus brookii* Gray, 1845. India, Sri Lanka, Burma. * = Introduced in Indonesia, Malaysia, Philippines, Cuba, Hispaniola, Panama (Panama Province, Tocumen), Puerto Rico.
- **Hemidactylus frenatus* Dumeril and Bibron, 1836. S.E. Asia. * = Introduced in S.E. Mexico, Guatemala, Panama (Panama City, Chepo, Tucuman area), Africa, Oceania.
- **Hemidactylus mabouia* (Moreau de Jonnes, 1818). South Africa north to Liberia, Madagascar and neighboring islands. * = Introduced in Mexico (Veracruz), Panama (old Canal Zone), Colombia, Venezuela, Guyana, Surinam, Brazil, Uruguay, Ecuador, Peru, Cuba, Hispaniola, Barbados, Martinique, Trinidad, Tobago, Little Tobago, St. Lucia.
- **Hemidactylus turcicus* (Linnaeus, 1758). Borders of the Mediterranean basin, Red Sea, and Arabian Sea to Pakistan. * = Introduced in southern United States, Mexico, Cuba, Panama (old Canal Zone).
- Lepidoblepharis sanctaemartae* (Ruthven, 1916). Panama (eastern, from old Canal Zone to Sapo Mountains), Colombia (Santa Marta Mountains).
- Lepidoblepharis xanthostigma* (Noble, 1916). Nicaragua, Costa Rica, Panama, Colombia.
- **Lepidodactylus lugubris* (Dumeril and Bibron, 1836). India, Ceylon, Nicobars, Andamans, Burma, Malay Archipelago, Philippines, Indo-Australian Archipelago, Oceania. * = Introduced in Nicaragua, Costa Rica, Panama, Colombia, Ecuador, Brazil.
- **Sphaerodactylus argus* Gosse, 1850. Jamaica. * = Introduced in Cuba, San Andres Island (Colombia), Corn Islands (Nicaragua), Bahamas, Florida (Key West), Mexico (Yucatan), Nicaragua, Costa Rica, Panama (Bocas del Toro, San Blas

Provinces).

Sphaerodactylus graptolaemus Harris and Kluge, 1984. Costa Rica, Panama (western).

Sphaerodactylus homolepis Cope, 1886. Nicaragua, Costa Rica, and Panama (western, central; all Atlantic versants).

Sphaerodactylus lineolatus Lichtenstein, 1856. Panama (western, Pacific versant), Colombia (northwest).

Thecadactylus rapicauda (Houttuyn, 1782). Mexico (S.E., Yucatan), Belize, Guatemala, Honduras, Nicaragua, Costa Rica, Panama, Colombia, Ecuador, Venezuela, Guyana, Surinam, French Guiana, Trinidad, Lesser Antilles, Brazil.

C. Iguanidae (41 species)

Anolis altae Dunn, 1930. Costa Rica, Panama (Bocas del Toro, Chiriqui Provinces).

Anolis aquaticus Taylor, 1956. Costa Rica (Puntarenas Province), Panama (western).

Anolis auratus Daudin, 1802. Panama (eastern and central), Colombia, Ecuador, Venezuela, the Guianas, Brazil.

Anolis biporcatus (Wiegmann, 1834). Mexico (southeast, Yucatan), Guatemala, Belize, El Salvador, Honduras, Nicaragua, Costa Rica, Panama, Colombia, Ecuador.

Anolis capito Peters, 1863. Mexico (southeast, Yucatan), Guatemala, Belize, Honduras, Nicaragua, Costa Rica, Panama.

Anolis carpenteri Echelle, Echelle, and Fitch, 1971. Nicaragua, Costa Rica, Panama.

Anolis casildae Arosemena, Ibanez, and Sousa, 1991. Panama (western, central cordillera).

Anolis chloris Boulenger, 1898. Panama (Darién Province), Colombia (Pacific versant), Ecuador (Pacific versant).

Anolis chocorum Williams and Duellman, 1967. Costa Rica, Panama, Colombia, Ecuador.

Anolis frenatus Cope, 1899. Costa Rica, Panama, Colombia (northern, central).

Anolis fungosus Myers, 1971. Costa Rica, Panama (Bocas del Toro Province, Cordillera de Talamanca, north slope Cerro Pando).

Anolis fuscoauratus D'Orbigny, 1837 (see Dumeril and Bibron, 1837). Panama, Colombia, Ecuador, Venezuela, the Guianas, Brazil, Bolivia, Peru.

Anolis humilis Peters, 1863. Guatemala, Belize, Honduras, Nicaragua, Costa Rica, Panama.

Anolis insignis Cope, 1871. Costa Rica, Panama (Pacific versant to Darién Province).

Anolis intermedius Peters, 1863. Nicaragua, Costa Rica, Panama.

Anolis kemptoni Dunn, 1940. Panama (known only from the type locality—Chiriqui Province, Finca Lerida, above Boquete, 5399 ft).

Anolis latifrons Berthold, 1846. Panama, Colombia (Choco), Ecuador (northwest).

Anolis lemurus Cope, 1861. Mexico (southeast, Yucatan), Guatemala, Belize, Honduras, El Salvador, Nicaragua, Costa Rica, Panama.

Anolis limifrons Cope, 1862. Mexico (Isthmus of Tehuantepec),

- Guatemala, Belize, Honduras, El Salvador, Nicaragua, Costa Rica, Panama.
- Anolis lionotus* Cope, 1861. Panama (central).
- Anolis microtus* Cope, 1871. Costa Rica, Panama (Chiriqui Province, extreme southwest, 1000-1500 m).
- Anolis oxylophus* Cope, 1875. Nicaragua, Costa Rica, Panama (western).
- Anolis pachypus* Cope, 1875. Costa Rica, Panama (Chiriqui Province, Volcan Chiriqui).
- Anolis pentaprion* Cope, 1862. Mexico (southeast, Yucatan), Nicaragua, Costa Rica, Panama, Colombia (northwest).
- Anolis poecilopus* Cope, 1862. Panama (Darien Province), Colombia (extreme northwest).
- Anolis polylepis* Peters, 1874. Costa Rica, Panama.
- Anolis procellaris* Myers, 1971. Panama (Veraguas Province).
- Anolis tropidogaster* Hallowell, 1856. Panama, Colombia (Pacific versant), Ecuador (Pacific versant), Venezuela (western).
- Anolis vociferans* Myers, 1971. Costa Rica, Panama (Chiriqui Province).
- Anolis woodi* Dunn, 1940. Costa Rica, Panama (Chiriqui Province, higher elevations).
- Basiliscus basiliscus* (Linnaeus, 1758). Nicaragua, Costa Rica, Panama, Colombia (Pacific versant), Ecuador (northwest), Venezuela (to Merida State).
- Basiliscus galeritus* Dumeril and Dumeril, 1851. Panama (eastern), Colombia and Ecuador (Pacific versants).
- Basiliscus plumifrons* Cope, 1875. Honduras, Nicaragua, Costa Rica, Panama.
- Basiliscus vittatus* Wiegmann, 1828. Mexico (Jalisco, Tamaulipas), Belize, Guatemala, Honduras, El Salvador, Nicaragua, Costa Rica, Panama, Colombia.
- Corytophanes cristatus* (Merrem, 1820). Mexico (Veracruz), Belize, Guatemala, Honduras, Nicaragua, Costa Rica, Panama, Colombia (northwest).
- Ctenosaura similis* (Gray, 1831). Mexico (Isthmus of Tehuantepec), Guatemala, Belize, Honduras, El Salvador, Nicaragua, Costa Rica, Panama (at least to old Canal Zone, beaches on both sides), Old Providence and San Andres Islands.
- Enyalioides heterolepis* (Bocourt, 1874). Panama, Colombia, Ecuador (northwest).
- Iguana iguana* (Linnaeus, 1758). Mexico (Sinaloa, Veracruz), Belize, Guatemala, Honduras, El Salvador, Nicaragua, Costa Rica, Panama, Colombia, Venezuela, the Guianas, Ecuador, Peru, Brazil, Bolivia, Paraguay, Argentina, Uruguay(?).
CITES Appendix II.
- Morunasaurus groi* Dunn, 1933. Panama (El Valle de Anton), Ecuador (Amazonian side).
- Polychrus gutturosus* Berthold, 1846. Honduras, Nicaragua, Costa Rica, Panama, Colombia, Ecuador.
- Sceloporus malachiticus* Cope, 1864. Mexico (Veracruz, Chiapas), Guatemala, Honduras, El Salvador, Nicaragua, Costa Rica, Panama.

D. Scincidae (2 species)

Mabuya unimarginata (Cope, 1862) Mexico (southeast) to Panama.
Sphenomorphus cherriei (Cope, 1893). Mexico (southeast) to Panama.

E. Teiidae (16 species)

- Ameiva ameiva* (Linnaeus, 1758). Panama, Colombia, Venezuela, Guyana, Surinam, French Guiana, Ecuador, Peru, Brazil, Trinidad, Tobago, Margarita Islands.
Ameiva festiva (Lichtenstein, 1856). Mexico (southeast) to Panama, Colombia.
Ameiva leptophrys (Cope, 1893). Costa Rica, Panama.
Ameiva quadrilineata (Hallowell, 1861). Nicaragua, Costa Rica, Panama.
Anadia ocellata Gray, 1845. Costa Rica, Panama, Colombia, Ecuador.
Anadia vittata Boulenger, 1913. Panama, Colombia.
Bachia blairi (Dunn, 1940). Costa Rica, Panama (Chiriqui Province).
Bachia pallidiceps (Cope, 1862). Panama, Colombia (west-central).
Cnemidophorus lemniscatus (Linnaeus, 1758). Guatemala, Honduras, Costa Rica, Nicaragua, Panama, Colombia, Venezuela, the Guianas, islands of Trinidad, Tobago, Pato, Margarita, Coche, Cubagua, Old Providence, Swan, Milford, Aruba, Los Roques Archipelago, Aves, Orchila, Blanquilla, San Andres, Santa Catalina.
Echinosaura horrida (Boulenger, 1890). Panama, Colombia, Ecuador.
Gymnophthalmus speciosus (Hallowell, 1861). S.E. Mexico, Guatemala, Belize, Honduras, El Salvador, Nicaragua, Costa Rica, Panama, Colombia, Venezuela (east to Margarita Island). Introduced on Grenada.
Leposoma rugiceps (Cope, 1869). Panama (Canal eastward), Colombia (north and east of the Andes).
Leposoma southi Ruthven and Gage, 1924. Costa Rica, Panama (to Panama Canal).
Prionadactylus vertebralis (O'Shaughnessy, 1879). Panama (Darien Province), Colombia (Pacific versant), Ecuador (Pacific versant and Zamora (City)).
Ptychoglossus festae (Peracca, 1896). Panama (San Blas Province), Colombia.
Ptychoglossus plicatus (Taylor, 1949). Costa Rica, Panama.

F. Xantusiidae (1 species)

Lepidophyma flavimaculatum Dumeril and Dumeril, 1851. Mexico (Tamaulipas and Veracruz) to Panama (old Canal Zone).

IV. SERPENTES (132 species)

A. Anomalepididae (4 species)

Anomalepis mexicanus Jan, 1860. Nicaragua, Costa Rica, Panama.
Helminthophis frontalis Peters, 1860. Costa Rica, Panama.
Liotyphlops albirostris (Peters, 1857). Costa Rica, Panama,
 Colombia, Venezuela, Ecuador, Curacao.
Liotyphlops rowani Smith and Grant, 1958. Panama.

B. Boidae (6 species)

Boa constrictor Linnaeus, 1758. Mexico to Argentina, Trinidad,
 Tobago. CITES Appendix II.
Corallus annulatus (Cope, 1875). Nicaragua to Ecuador. CITES
 Appendix II.
Corallus enydris (Linnaeus, 1758). Nicaragua to Ecuador and Peru,
 Trinidad, Windward Islands. CITES Appendix II.
Epicrates cenchria (Linnaeus, 1758). Costa Rica to Argentina,
 Trinidad, Tobago. CITES Appendix II.
Trachyboa boulengeri Peracca, 1910. Panama, Colombia, Ecuador.
 CITES Appendix II.
Ungaliophis panamensis Schmidt, 1933. Nicaragua, Costa Rica,
 Panama, Colombia. CITES Appendix II.

C. Colubridae (99 species)

Amastridium veliferum Cope, 1861. Atlantic and Pacific slopes of
 Mexico (from Neuvo Leon and Chiapas), Guatemala, Belize,
 Honduras, Nicaragua, Costa Rica, Panama.
Atractus clarki Dunn and Bailey, 1939. Panama (known from the
 type locality only-Darien Province, Santa Cruz de Cana
 mine).
Atractus crassicaudatus Dumeril, Bibron, and Dumeril, 1854.
 Panama, Colombia, Venezuela.
Chironius carinatus (Linnaeus, 1758). Nicaragua to Brazil and
 Argentina, Trinidad, Guadalupe, San Vicente I.
Chironius exoletus (Linnaeus, 1758). Costa Rica, Panama,
 Colombia, Brazil, Argentina (northeast).
Chironius fuscus (Linnaeus, 1758). Panama, Colombia, Venezuela,
 Surinam, Brazil, Bolivia (northern), Peru (eastern),
 Ecuador (eastern).
Chironius grandisquamis (Peters, 1868). Honduras, Nicaragua,
 Costa Rica, Panama, Colombia, Ecuador (northeast).
Clelia clelia (Daudin, 1803). Mexico to Ecuador (northwest),
 Argentina (northern).
Clelia equatoriana (Amaral, 1924). Panama, Colombia, Ecuador.
Clelia scytalina (Cope, 1866). Mexico to Colombia.
Coniophanes bipunctatus (Gunther, 1858). Mexico to Panama
 (Darien)
Coniophanes fissidens (Gunther, 1858). Mexico to Ecuador.
Coniophanes joanae Myers, 1966. Panama (eastern highlands).
Conopsis lineatus (Dumeril, Bibron, and Dumeril, 1854). Mexico to
 Panama (Cocle Province), Colombia (?).
Dendrophidion nuchale (Peters, 1863). Belize to Colombia,
 Venezuela, Ecuador.
Dendrophidion paucicarinatum (Cope, 1894). Costa Rica, Panama

- (western).
- Dendrophidion percarinatum* (Cope, 1893). Honduras, Nicaragua, Costa Rica, Panama.
- Dentrophidion vinitor* Smith, 1941. Mexico to Panama, Colombia (northwestern).
- Diaphorolepis wagneri* Jan, 1863. Panama (Darien Province), Colombia, Ecuador (western).
- Dipsas articulata* (Cope, 1868). Costa Rica, Panama.
- Dipsas temporalis* (Werner, 1909). Panama (Atlantic versant), Colombia, Ecuador (Pacific versant).
- Dipsas tenuissima* Taylor, 1954. Panama, Costa Rica.
- Dipsas variegata* (Dumeril, Bibron, and Dumeril, 1854). Panama, Colombia, Venezuela, Trinidad, Brazil, Ecuador, Peru.
- Dipsas viguieri* (Bocourt, 1884). Panama (Pacific versant).
- Dryadophis melanolomus* (Cope, 1868). Mexico to Bolivia, Brazil (western), Tobago.
- Dryadophis pleei* Dumeril, Bibron, and Dumeril, 1854. Panama, Colombia, Venezuela, Margarita and Testigos Islands.
- Drymarchon corais* (Boie, 1827). United States to Argentina (northern).
- Drymobius chloroticus* (Cope, 1886). Mexico to Panama.
- Drymobius margaritiferus* (Schlegel, 1837). Texas (southern) to Colombia.
- Drymobius rhombifer* (Gunther, 1860). Nicaragua, Panama, Colombia, Venezuela (eastern), Ecuador, Peru, Bolivia.
- Enulius flavitorques* (Cope, 1869). Mexico (southern) to Colombia.
- Enulius sclateri* (Boulenger, 1894). Nicaragua to Colombia.
- Erythrolamprus bizonus* Jan, 1863. Costa Rica, Panama, Colombia, Venezuela.
- Erythrolamprus mimus* (Cope, 1869). Honduras to Ecuador, Peru.
- Geophis brachycephalus* (Cope, 1871). Costa Rica, Panama, Colombia.
- Geophis championi* Boulenger, 1894. Panama (Chiriqui Province; Chiriqui and Boquete).
- Geophis godmani* Boulenger, 1894. Costa Rica, Panama.
- Geophis hoffmanni* Peters, 1859. Honduras to Panama.
- Hydromorphus concolor* Peters, 1859. Guatemala to Panama (central).
- Hydromorphus dunni* Slevin, 1942. Panama (known from the type locality only-Chiriqui Province, north of Boquete).
- Imantodes cenchoa* (Linnaeus, 1758). Mexico to Argentina (northern).
- Imantodes gemmistratus* (Cope, 1861). Mexico (Sonora, Veracruz) to Colombia (northern).
- Imantodes inornatus* (Boulenger, 1896). Nicaragua, Costa Rica, Panama, Colombia, Ecuador (northwest).
- Imantodes phantasma* Myers, 1982. Panama (eastern Darien Province-Serrania de Pirre).
- Lampropeltis triangulum* (Lacepede, 1789). United States to Colombia, Ecuador.
- Leptodeira annulata* (Linnaeus, 1758). Mexico to Argentina.
- Leptodeira nigrofasciata* Gunther, 1868. Mexico to Panama.
- Leptodeira septentrionalis* (Kennicott, 1859). United States (Texas) to Peru, excluding Venezuela, Brazil.

- Leptophis ahaetulla* (Linnaeus, 1758). S.E. Mexico to Argentina, Brazil, Guyana, Trinidad, Tobago.
- Leptophis depressirostris* (Cope, 1861). Atlantic versant of Nicaragua, Costa Rica, Panama, Colombia and Ecuador (Pacific versants).
- Leptophis riveti* Despax, 1910. Costa Rica, Panama, Colombia, Ecuador, Peru, Trinidad.
- Liophis epinephelus* (Cope, 1862). Costa Rica, Panama, Colombia, Venezuela, Ecuador, Peru.
- Liophis lineatus* (Linnaeus, 1758). Panama, Colombia, Venezuela, the Guianas, Brazil, Ecuador.
- Masticophis mentovarius* (Dumeril, Bibron and Dumeril, 1854). Mexico to Colombia, Venezuela.
- Ninia atrata* (Hallowell, 1845). Honduras, El Salvador, Costa Rica, Panama, Colombia, Venezuela, Ecuador, Trinidad.
- Ninia maculata* (Peters, 1861). Guatemala to Panama (Darién Province).
- Ninia psephota* (Cope, 1875). Costa Rica (Cordillera de Talamanca), Panama (to Chiriqui Province-Volcan de Chiriqui).
- Nothopsis rugosus* Cope, 1871. Honduras, Nicaragua, Costa Rica, and Panama (Atlantic versants), Colombia and Ecuador (Pacific versants).
- Oxybelis aeneus* (Wagler, 1824). United States (Arizona) to Peru, Bolivia, Paraguay, Argentina (northern).
- Oxybelis brevirostris* (Cope, 1861). Nicaragua, Costa Rica, and Panama (Atlantic versants), Colombia and Ecuador (Pacific versants).
- Oxybelis fulgidus* (Daudin, 1803). Mexico to Surinam, Brazil, Argentina.
- Oxyrhopus petola* (Linnaeus, 1758). Mexico to Colombia, Venezuela, Surinam, Trinidad, Brazil, Ecuador (northwest), Peru, Bolivia.
- Phimophis guianensis* (Troschel, 1848). Panama (Cocle Province), Colombia, Venezuela, Surinam.
- Pliocercus euryzonus* Cope, 1862. Guatemala, Honduras, Nicaragua, Costa Rica, Panama, Colombia, Ecuador, Brazil.
- Pseudoboa newiedii* (Dumeril, Bibron, and Dumeril, 1854). Panama (Pacific versant, just W of Panama Canal), Colombia, Surinam, Trinidad, Tobago, Brazil.
- Pseustes poecilonotus* (Gunther, 1858). Mexico (Isthmus of Tehuantepec and Yucatan) to Colombia, Venezuela, Guyana, Surinam, French Guiana, Trinidad, Brazil, Ecuador, Peru, Bolivia.
- Pseustes shropshirei* (Barbour and Amaral, 1924). Panama, Colombia and Ecuador (Pacific versants).
- Rhadinaea calligaster* (Cope, 1875). Costa Rica, Panama (extreme western-Cordillera de Talamanca).
- Rhadinaea decipiens* (Gunther, 1893). Costa Rica, Panama, Colombia (northern).
- Rhadinaea decorata* (Gunther, 1858). Mexico (Veracruz) to Colombia, Ecuador (northern).
- Rhadinaea fulviceps* Cope, 1886. Panama (central and eastern lowlands), Colombia, Ecuador.

- Rhadinaea godmani* (Gunther, 1865). Mexico to Panama (western).
Rhadinaea guentheri Dunn, 1938. Nicaragua, Costa Rica, Panama (to Panama Canal).
Rhadinaea pachyura (Cope, 1875). Costa Rica, Panama (western).
Rhadinaea pulveriventris Boulenger, 1896. Costa Rica, Panama (extreme western).
Rhadinaea sargenti Dunn and Bailey, 1939. Panama (central, east of Panama Canal in Rio Chagres and Rio Pequeni watersheds).
Rhadinaea vermiculaticeps (Cope, 1860). Panama (west, central).
Rhinobothryum bovallii Andersson, 1916. Guatemala, Honduras, Nicaragua, Costa Rica, Panama, Colombia (northwest), Ecuador (northwest).
Scaphiodontophis annulatus (Dumeril, Bibron, and Dumeril, 1854). Mexico (southeast) to Panama, Colombia.
Sibon annulatus (Gunther, 1872). Costa Rica, Panama (western Atlantic versant, western Pacific versant at El Valle de Anton, eastern Pacific versant).
Sibon argus (Cope, 1875). Costa Rica, Panama (eastern Pacific versant and western Pacific at El Valle de Anton).
Sibon longifrenis (Stejneger, 1909). Costa Rica and Panama (Atlantic versants).
Sibon nebulatus (Linnaeus, 1758). Mexico to Colombia, Venezuela, Trinidad, Tobago, Ecuador, Brazil.
Siphlophis cervinus (Laurenti, 1768). Panama (Panama Canal) to Colombia, Ecuador, Trinidad, Brazil, Peru, Bolivia.
Spilotes pullatus (Linnaeus, 1758). Mexico (southern) to Brazil, Argentina (northern), Trinidad, Tobago.
Stenorrhina degenhardtii (Berthold, 1846). Mexico (southeast) to Colombia, Venezuela, Ecuador (Pacific versant).
Stenorrhina freminvillei (Dumeril, Bibron, and Dumeril, 1854). Mexico (Guerrero) to Panama.
Tantilla albiceps Barbour, 1925. Panama (known only from the type locality-Barro Colorado Island in Gatun Lake in Panama Canal).
Tantilla alticola (Boulenger, 1903). Nicaragua, Costa Rica, Panama (?), Colombia.
Tantilla melanocephala (Linnaeus, 1758). Guatemala to Colombia, Venezuela, Guyana, Surinam, Trinidad, Tobago, Brazil, Ecuador, Peru, Bolivia, Argentina (northern). Not east of Andes.
Tantilla reticulata Cope, 1860. Nicaragua, Costa Rica, Panama (Atlantic versant), Colombia (northwest Pacific versant).
Tantilla schistosa (Bocourt, 1883). Mexico (southeast) to Panama (Panama Canal).
Tantilla supracincta (Peters, 1863). Nicaragua (extreme southeast), Costa Rica, Panama (Atlantic and Pacific versants to central), Ecuador.
Tretanorhinus mocquardi Bocourt, 1891. Panama (Atlantic and Pacific versants of the Panama Canal area only).
Tretanorhinus nigroluteus Cope, 1861. Mexico (southeast, Yucatan) to Panama (Atlantic versant), Colombia (to City of Bogota).
Trimetopon barbouri Dunn, 1930. Panama (known from the type locality only-Pedro Miguel in the old Canal Zone).

- Trimetopon plirolepis* Cope, 1894. Costa Rica, Panama.
Trimetopon slevini Dunn, 1940. Costa Rica, Panama (Chiriqui Province, near Boquete).
Tripanurgos compressus (Daudin, 1803). Costa Rica, Panama, Colombia, Venezuela, Trinidad, Ecuador, Brazil, Peru, Bolivia.
Xenodon rabdocephalus (Wied-Neuwied, 1824). Mexico (Guerrero, Veracruz) to Panama, Colombia, Ecuador, Brasil, Bolivia.

D. Elapidae (10 species)

- Micrurus alleni* Schmidt, 1936. Nicaragua, Costa Rica, Panama (northwest Bocas del Toro Province, extreme southwest Chiriqui Province, and one record from Darien Province).
Micrurus ancoralis (Jan, 1872). Panama (Darien Province), Colombia, Ecuador.
Micrurus clarki Schmidt, 1936. Costa Rica, Panama (southwest Pacific lowlands, Atlantic versant from central Panama to Darien Province, Darien Province), Colombia (Pacific versant).
Micrurus dissolculus (Cope, 1860). Panama (Panama Canal) to Colombia (northern), Venezuela (northern).
Micrurus dumerilii (Jan, 1858). Panama (extreme border of Darien Province), Colombia, Venezuela (northwest), Ecuador (northern).
Micrurus mipartitus (Dumeril, Bibron, and Dumeril, 1854). Panama (Darien Province), Colombia, Venezuela, Ecuador.
Micrurus multifasciatus (Jan, 1858). Nicaragua, Costa Rica, and Panama (Atlantic versants).
Micrurus nigrocinctus (Girard, 1854). Mexico (Oaxaca, Chiapas) to Panama, Colombia (northwest).
Micrurus stewarti Barbour and Amaral, 1928. Guatemala, Panama (Cocle and Panama Provinces-El Valle de Anton; Colon Province- Cerro Bruja and uplands near Sabanita).
Pelamis platurus (Linnaeus, 1766). East coast of Africa, Indian Ocean, Indo-Australian Region, Pacific Ocean, coast of Central and South America from the Gulf of California to Northern Peru.

E. Leptotyphlopidae (2 species)

- Leptotyphlops goudotii* (Dumeril and Bibron, 1844). Mexico (Colima and Tehuantepec) to Colombia and Venezuela (Atlantic versants).
Leptotyphlops macrolepis (Peters, 1857). Panama, Colombia, Venezuela, Guyana, Surinam, French Guiana, Brazil (northern).

F. Viperidae (11 species)

- Bothriechis lateralis* Peters, 1863. Costa Rica, Panama (to Veraguas Province).
Bothriechis nigroviridis Peters, 1859. Costa Rica, Panama (Bocas del Toro Province).

- Bothriechis schlegelii* (Berthold, 1846). Mexico (southeast) to Colombia, Venezuela (western), Ecuador (northern).
- Bothriopsis punctata* (Garcia, 1896). Panama (Darien Province), Colombia (Pacific versant), Ecuador (northwest Pacific versant).
- Bothrops asper* (Garman, 1883). Mexico to Colombia (northern), Venezuela (northern), Trinidad, Ecuador (Pacific versant).
- Lachesis muta* (Linnaeus, 1766). Nicaragua (southern) to Colombia, Venezuela, Guyana, Surinam, French Guiana, Brazil, Ecuador, Peru, Bolivia (northern).
- Porthidium godmani* (Gunther, 1863). Mexico, Guatemala, Honduras, El Salvador, Nicaragua, Costa Rica, Panama (Cordillera de Talamanca).
- Porthidium lansbergii* (Schlegel, 1841). Panama (Pacific versant of old Canal Zone to Darien Province), Colombia (northern), Venezuela (extreme northern).
- Porthidium nasutum* (Bocourt, 1868). Mexico (southeast) to Panama (Atlantic versant except for cross country range in the Panama Canal area and Darien Province), Colombia (Pacific versant), Ecuador (extreme northern Pacific versant).
- Porthidium nummifer* (Ruppel, 1845). Mexico (San Luis Potosi) to Panama (Atlantic versant of western Panama to the Canal, extreme southwestern Chiriqui Province).
- Porthidium ophryomegas* (Bocourt, 1868). Guatemala to Costa Rica, Panama (western?).
- Porthidium picadoi* (Dunn, 1939). Costa Rica, Panama (western Bocas del Toro Province).

V. TESTUDINES (14 species)

A. Cheloniidae (4 species)

- Caretta caretta* (Linnaeus, 1758). Globally in tropical and subtropical seas. CITES Appendix I/USFWS Threatened.
- Chelonia agassizii* Bocourt, 1868. Pacific (eastern) from California to Chile, east to the Galapagos and Papua New Guinea. CITES Appendix I/USFWS Threatened.
- Chelonia mydas* (Linnaeus, 1758). Globally in temperate and tropical seas. CITES Appendix I/USFWS Threatened.
- Eretmochelys imbricata* (Linnaeus, 1766). Globally in tropical seas, occasionally in temperate seas. CITES Appendix I/USFWS Endangered.
- Lepidochelys kempii* (Garman, 1880). Atlantic Ocean (northern) and Gulf of Mexico. Reported from Colombia and Venezuela. Panama? CITES Appendix I/USFWS Endangered.
- Lepidochelys olivacea* (Eschscholtz, 1829). Pacific and Indian Oceans, Caribbean Sea from Cuba and eastward from Cartagena, Colombia (Panama?), Atlantic Ocean south to Brazil, western central African coast. CITES Appendix I/USFWS Threatened.

B. Chelydridae (1 species)

Chelydra serpentina (Linnaeus, 1758). Canada to Ecuador.

C. Dermochelyidae (1 species)

Dermochelys coriacea (Vandelli, 1761). Globally in temperate to tropical seas. CITES Appendix I/USFWS Endangered.

D. Emydidae (1 species)

Trachemys scripta (Schoepf, 1792). United States to Colombia, Venezuela; isolated populations in Brazil, Argentina, Uruguay.

E. Kinosternidae (3 species)

Kinosternon angustipons Legler, 1965. Nicaragua, Costa Rica, Panama (western, Atlantic versant).

Kinosternon leucostomum Dumeril and Dumeril, 1851. Mexico to Colombia, Ecuador.

Kinosternon scorpioides (Linnaeus, 1766). Mexico to Argentina, Colombia, Venezuela, Guyana, Brazil, Trinidad.

F. Testudinidae (4 species)

Testudininae (1 Species)

Geochelone carbonaria (Spix, 1824). Panama (Darién Province) to Paraguay, Brazil. CITES Appendix II.

Batagurinae (3 Species)

Rhinoclemmys annulata (Gray, 1860). Honduras to Ecuador.

Rhinoclemmys funerea (Cope, 1875). Honduras-Nicaragua border (Atlantic versant) to Panama (Atlantic versant, central).

Rhinoclemmys melanosterna (Gray, 1861). Panama (eastern), Colombia, Ecuador.

II. PANAMA HERPETOLOGICAL BIBLIOGRAPHY: ORIGINAL DESCRIPTIONS OF CURRENTLY RECOGNIZED SPECIES

Amaral, A. 1924. New genus and species of South American snakes contained in the United States National Museum. J. Wash. Acad. Sci. 14:200-202 (*Clelia equatoriana*-202).

Andersson, L.G. 1916. Notes on the reptiles and batrachians in the Zoological Museum at Gothenberg, with an account of some new species. Medd. Goteborgs. Mus. Zool. Afdelning 9:1-38 (*Rhinobothryum bovallii*-32).

Arosemena, F.A., R. Ibanez, and F. Sousa. 1991. Una especie nueva de *Anolis* (Squamata: Iguanidae) del grupo *latifrons* de Fortuna, Panama. Rev. Biol. Trop. 39(2):255-262 (*Anolis*

casilda-255).

- Barbour, T. 1906. Vertebrata from the savannah of Panama, IV. Reptilia and Amphibia. Bull. Mus. Comp. Zool. 46(12):224-229 (Leptodactylus insularum-228).
- Barbour, T. 1914. A contribution to the zoogeography of the West Indies, with especial reference to amphibians and reptiles. Mem. Mus. Comp. Zool. 44:209-359 (Eleutherodactylus johnstonei-249).
- Barbour, T. 1923. Notes on reptiles and amphibians from Panama. Occ. Pap. Mus. Zool. Univ. Michigan. 129:1-16 (Atelopus certus-12).
- Barbour, T. 1925. A new frog and a new snake from Panama. Occas. Pap. Boston Soc. Nat. Hist. 5:155-156 (Tantilla albiceps-156).
- Barbour, T. 1928. New Central American frogs. Proc. New England Zool. Club 10:25-31 (Hyla lancasteri-31; Eleutherodactylus caryophyllaceus-28; Eleutherodactylus pardalis-26).
- Barbour, T. and A. Amaral. 1924. Notes on some Central American snakes. Occas. Pap. Boston Nat. Hist. Soc. 5:129-132 (Pseustes shropshirei-131).
- Barbour, T. and A. Amaral. 1928. A new elapid from Western Panama. Bull. Antivenin Inst. Amer. 1:100 (Micrurus stewarti-100).
- Barbour, T. and E.R. Dunn. 1921. Herpetological novelties. Proc. Biol. Soc. Wash. 34:157-162 (Eleutherodactylus noblei-161).
- Berthold, A.A. 1846. Mittheilungen uber das Zoologische Museum zu Gottingen. 1. Verzeichniss der Aufgestellten Reptilien. Nachr. Univ. Konigl. Ges. Wiss. Gottingen 8-10:1-28 (Anolis latifrons-11; Polychrus gutturosus-11).
- Berthold, A.A. 1846. Uber verschiedene neue oder seltene Reptilien aus Neu-Granada und Crustaceen aus China. Abhand. der Koniglichen Gesellschaft der Wissenschaften zu Gottingen 3:3-32 (Bothriechis schlegelii-13; Stenorhina degenhardtii-8).
- Bocourt, M.F. 1868. Description de quelques cheloniens nouveaux appartenant a la fauna Mexicaine. Annales des Sciences Naturelles, Zoologique. Paris 10(5):121-122 (Chelonia agassizii-121).
- Bocourt, M.F. 1868. Descriptions de quelques crotaliens nouveaux appartenant au genre Bothrops recueillis dans le Guatemala. Ann. Sci. Nat. Paris 10(5):201-202 (Porthidium nasutum-202; Porthidium ophryomegas-201).
- Bocourt, M.F. 1873-1897. Etudes sur les Reptiles. Mission Scientifique au Mexique et dans l'Amérique Centrale-Recherches Zoologiques Livr. Miss. Sci. Mex., Rept. 33-860 (Tantilla schistosa-584).
- Bocourt, M.F. 1874. Notes sur quelques sauriens de L'Amérique Tropicale. Ann. Sci. Nat. Paris (5)19(4):1-5 (Enyalioides heterolepis-1).
- Bocourt, M.F. 1884. Note sur quelques ophidiens nouveaux, provenant de L'Amérique Inter-tropicale. Bull. Soc. Philom. Paris (7)8:133-142 (Dipsas viguieri-136).

- Bocourt, M.F. 1891. Sur quelques Ophidiens de l'Amerique Intertropicale appartenant au genre Tretanorhinus. Le Naturaliste 13(2):121-122 (Tretanorhinus mocquardi-122).
- Boettger, O. 1892. Katalog der Batrachier Sammlung im Museum der Senckenbergischen Naturforschenden Gesellschaft in Frankfurt am Main. Kat. Batr. Samml. Mus. Senckenb. Naturf. Ges. 1892:1-45 (Centrolene prosoblepon-45; Eleutherodactylus fleischmanni-27).
- Boettger, O. 1893. Ein neuer Laubfrosch aus Costa Rica. Ber. Senckebk. Naturf. Ges. 1893:251-252 (Hyalinobatrachium fleischmanni-251).
- Boie, F. 1827. Bemerkungen uber Merrem's Versuch eines Systems der Amphibien. Isis von Oken 20:508-566 (Drymarchon corais-537).
- Boulenger, G.A. 1882. Catalogue of the batrachia Saliencia S. Ecaudata in the collection of the British Museum. 2nd. ed. London. 1-503 (Phyllomedusa lemur-425).
- Boulenger, G.A. 1887. On a new geckoid lizard from British Guiana. Proc. Zool. Soc. London 1887(I):153-154 (Gonatodes annularis-154).
- Boulenger, G.A. 1890. First report on additions to the lizard collection in the British Museum (Natural History). Proc. Zool. Soc. London 1890:77-86 (Echinosaura horrida-83).
- Boulenger, G.A. 1894. Catalogue of the Snakes in the British Museum (Natural History). 2:1-382 (Enulius sclateri-251; Geophis championi-321; Geophis godmani-322).
- Boulenger, G.A. 1896. Catalogue of the snakes in the British Museum (Natural History). 3:1-727 (Imantodes inornatus-88; Rhadinaea pulveriventris-635).
- Boulenger, G.A. 1896. Descriptions of new reptiles and batrachians from Colombia. Ann. Mag. Nat. Hist. (6)17:16-21 (Eleutherodactylus bufoniformis-19; Eleutherodactylus raniformis-19).
- Boulenger, G.A. 1896. Descriptions of new batrachians collected by Mr. C.F. Underwood in Costa Rica. Ann. Mag. Nat. Hist. (6)18:340-342 (Bolitoglossa subpalmata-341).
- Boulenger, G.A. 1898. An account of the reptiles and batrachians collected by Mr. W.F.H. Rosenberg in Western Ecuador. Proc. Zool. Soc. London 1898:107-126 (Anolis chloris-110; Eleutherodactylus achatinus-120; Eleutherodactylus latidiscus-121; Eleutherodactylus longirostris-120; Gastrotheca cornuta-124; Hyla rosenbergi-123).
- Boulenger, G.A. 1899. Descriptions of new batrachians in the collection of the British Museum (Natural History). Ann. Mag. Nat. Hist. (7)3:273-277 (Colostethus pratti-274).
- Boulenger, G.A. 1902. Descriptions of new batrachians and reptiles from north-western Ecuador. Ann. Mag. Nat. Hist. (7):9:51-57 (Agalychnis calcarifer-52; Caecilia nigricans-51).
- Boulenger, G.A. 1903. Descriptions of new snakes in the collection of the British Museum. Ann. Mag. Nat. Hist. 12(7):350-354 (Tantilla alticola-353).
- Boulenger, G.A. 1908. Descriptions of new batrachians and

- reptiles discovered by Mr. M.G. Palmer in South-western Colombia. Ann. Mag. Nat. Hist. (8)2:515-522 (Hyla palmeri-515).
- Boulenger, G.A. 1912. Descriptions of new batrachians from the Andes of South America, preserved in the British Museum. Ann. Mag. Nat. Hist. (8)10:185-191 (Colothesis chocoensis-190; Eleutherodactylus taeniatus-188).
- Boulenger, G.A. 1913. On a collection of batrachians and reptiles made by Dr. H.G.F. Spurrell, F.Z.S., in the Choco, Colombia. Proc. Zool. Soc. London 1913:1019-1038 (Agalychnis spurrelli-1024; Anadia vittata-1033).
- Boulenger, G.A. 1915. Descriptions of a new Amphisbaena and a new snake discovered by Dr. H.G.F. Spurrell in southern Colombia. Proc. Zool. Soc. London 1915(4):659-661 (Amphisbaena spurrelli-659).
- Brame, A.H. and W.E. Duellman. 1970. A new salamander (Genus Oedipina) of the uniformis group from western Panama. Contrib. Sci. Nat. Hist. Mus. Los Angeles Co. 201:1-8 (Oedipina grandis-1).
- Brame, A.H. and D.B. Wake. 1972. New species of salamanders (Genus Bolitoglossa) from Colombia, Ecuador and Panama. Contrib. Sci. Nat. Hist. Mus. Los Angeles Co. 219:1-34 (Bolitoglossa medemi-2).
- Brocchi, M. 1877. Sur quelques Batraciens Raniformes et Bufoniformes de l'Amérique Centrale. Bull. Sco. Philom. Paris. 7th. Ser. 1:175-197 (Rana vaillanti-175).
- Cope, E.D. 1860. Catalogue of the venomous serpents in the Museum of the Academy of Natural Sciences of Philadelphia, with notes on the families, genera and species. Proc. Acad. Nat. Sci. Phila. 12:332-347 (Micrurus dissoleucus-345).
- Cope, E.D. 1860. Supplement to "A Catalogue of the Venomous Serpents in the Museum of the Academy of Natural Sciences of Philadelphia. Proc. Acad. Nat. Sci. Phila. 12:74-79 (Tantilla reticulata-77).
- Cope, E.D. 1860. Catalogue of the colubridae in the museum of the Academy of Natural Sciences of Philadelphia, with notes and descriptions of new species. Part 2. Proc. Acad. Nat. Sci. Phila. 12:241-266 (Rhadinaea vermiculaticeps-249).
- Cope, E.D. 1861. Notes and descriptions of Anoles. Proc. Acad. Nat. Sci. Phila. 12:208-215 (Anolis lemurinus-213; Anolis lionotus-210).
- Cope, E.D. 1861. Contributions to the ophiology of Lower California, Mexico, and Central America. Proc. Acad. Nat. Sci. Phila. 12:292-306 (Imantodes gemmistratus-296; Tretanorhinus nigroluteus-298).
- Cope, E.D. 1861. Descriptions of reptiles from Tropical America and Asia. Proc. Acad. Nat. Sci. Phila. 12:368-374 (Amastridium veliferum-370).
- Cope, E.D. 1861. Catalogue of the colubridae in the Museum of the Academy of Natural Sciences of Philadelphia. Part 3. Proc. Acad. Nat. Sci. Phila. 12:553-566 (Leptophis

- depressirostris-557; Oxybelis brevirostris-555).
- Cope, E.D. 1862. Contributions to neotropical saurology. Proc. Acad. Nat. Sci. Phila. 13:176-188 (Anolis limifrons-178; Anolis pentaprion-178; Anolis poecilopus-179; Mabuaya unimarginata-187).
- Cope, E.D. 1862. Synopsis of the species of Holcosus and Ameiva, with diagnoses of new West Indian and South American colubridae. Proc. Acad. Nat. Sci. Phila. 14:60-82 (Liophis epinephelus-78; Pliocercus euryzonus-72).
- Cope, E.D. 1862. On some new and little known American anura. Proc. Acad. Nat. Sci. Phila. 14:151-158 (Bufo coniferus-158; Bufo haematiticus-157; Leptodactylus poecilochilus-156).
- Cope, E.D. 1862. Catalogues of the reptiles obtained during the explorations of the Parana, Paraguay, Vermejo and Uruguay rivers, by Captain Thos. J. Page, U.S.N., and those procured by Lieut. N. Michler, U.S. Trop. Eng. Commander of the expedition conducting survey of the Atrato River. Proc. Acad. Nat. Sci. Phila. 14:346-359 (Agalychnis callidryas-359; Smilisca phaeota-358; Bachia pallidiceps-356).
- Cope, E.D. 1863. On Trachycephalus, Scaphiopus, and other batrachia. Proc. Acad. Nat. Sci. Phila. 15:43-54 (Colostethus latinasus-48).
- Cope, E.D. 1864. Contributions to the herpetology of tropical America. Proc. Acad. Nat. Sci. Phila. 16:166-181 (Physalaemus pustulosus-180; Sceloporus malachiticus-178).
- Cope, E.D. 1865. Third contribution to the herpetology of tropical America. Proc. Acad. Nat. Sci. Phila. 17:185-198 (Scinax staufferi-195).
- Cope, E.D. 1866. Fourth contribution to the herpetology of tropical America. Proc. Acad. Nat. Sci. Phila. 18:123-132 (Oscaecilia ochrocephala-132; Bufo coccifer-130; Eleutherodactylus ridens-131).
- Cope, E.D. 1866. Fifth contribution to the herpetology of tropical America. Proc. Acad. Nat. Sci. Phila. 18:317-323 (Clelia scytalina-320).
- Cope, E.D. 1868. An examination of the reptilia and batrachia obtained by the Orton Expedition to Ecuador and the upper Amazon, with notes on other species. Proc. Acad. Nat. Sci. Phila. 20:119-138 (Colostethus inguinalis-137; Dipsas articulata-135; Dryadophis melanolomus-134).
- Cope, E.D. 1869. Sixth contribution to the herpetology of tropical America. Proc. Acad. Nat. Sci. Phila. 20:305-313 (Enulius flavitorques-307; Erythrolamprus mimus-307; Leposoma rugiceps-305; Pleurodema brachyops-312).
- Cope, E.D. 1869. Seventh contribution to the herpetology of tropical America. Proc. Am. Philos. Soc. 11:147-169 (Eleutherodactylus rugulosus-160).
- Cope, E.D. 1871. Ninth contribution to the herpetology of tropical America. Proc. Acad. Nat. Sci. Phila. 23:200-224 (Anolis insignis-213; Anolis microtus-214; Geophis brachycephalus-211; Nothopsis rugosus-201).
- Cope, E.D. 1874. Description of some species of reptiles

- obtained by Dr. John F. Bransford, Assistant Surgeon United States Navy, while attached to the Nicaraguan Surveying Expedition in 1873. Proc. Acad. Nat. Sci. Phila. 26:64-72 (Hyla ebraccata-69).
- Cope, E.D. 1875. On the batrachia and reptilia collected by Dr. John M. Bransford during the Nicaraguan Canal Survey of 1874. J. Acad. Nat. Sci. Phila. (2)8:155-157 (Eleutherodactylus diastema-155).
- Cope, E.D. 1875. On the batrachia and reptilia of Costa Rica with notes on the herpetology and ichthyology of Nicaragua and Peru. J. Acad. Nat. Sci. Phila. (2)8(4):93-154 (Anolis oxylophus-123; Anolis pachypus-122; Basiliscus plumifrons-125; Bufo fastidiosus-96; Colostethus talamancae-102; Corallus annulatus-129; Crepidophryne epiotica-97; Duellmanohyla uranochroa-103; Eleutherodactylus cerasinus-112; Eleutherodactylus melanostictus-109; Eleutherodactylus podiciferus-107; Hyla pictipes-106; Ninia psephota-146; Rhadinaea calligaster-146; Rhadinaea pachyura-145; Rhinoclemmys funerea-154; Scinax elaeochroa-105; Sibon argus-130).
- Cope, E.D. 1877. Tenth contribution to the herpetology of tropical America. Proc. Amer. Phil. Soc. 17:85-98 (Leptodactylus labialis-90; Mesaspis monticola-97).
- Cope, E.D. 1886. Thirteenth contribution to the herpetology of tropical America. Proc. Am. Phil. Soc. 23:271-287 (Drymobius chloroticus-278; Eleutherodactylus bransfordii-274; Hyla microcephala-281; Hyla miliaria-272; Rhadinaea fulviceps-279; Sphaerodactylus homolepis-277).
- Cope, E.D. 1887. Catalog of batrachians and reptiles of Central America and Mexico. Bull. U.S. Natl. Mus. 32:1-98 (Scinax boulengeri-12).
- Cope, E.D. 1893. Second addition to the knowledge of the batrachia and reptilia of Costa Rica. Proc. Am. Phil. Soc. 31:333-347 (Ameiva leptophrys-341; Dendrophidion percarinatum-344; Eleutherodactylus stejnegerianus-338; Sphenomorphus cherrieri-340).
- Cope, E.D. 1894. Third addition to a knowledge of the batrachia and reptilia of Costa Rica. Proc. Acad. Nat. Sci. Phila. 46:194-206 (Bolitoglossa robusta-194; Dendrophidion paucicarinatum-202; Rana vibicaria-197; Trimetopon plirolepis-201).
- Cope, E.D. 1899. Contributions to the herpetology of New Granada and Argentina. Sci. Bull. Phila. Mus. 1:1-22 (Anolis frenatus-6).
- Cuvier, G.L.C.F.D. 1807. Sur les differentes especes de crocodiles vivans et sur leurs caracteres distinctifs. Annales du Museum d'Histoire Naturelle Paris 10:8-66 (Crocodylus acutus-55).
- Daudin, F.M. 1802. Des Couleuvres. Hist. Nat. Rept. 4:1-397 (Anolis auratus-89).
- Daudin, F.M. 1803. Des Couleuvres. Hist. Nat. Rept. 6:1-447 (Clelia clelia-330; Oxybelis fulgidus-352; Tripanurgos compressus-247).

- Despax, M.R. 1910. Mission Geodesique de L'Equateur. Collections Recueillies par M. le Dr. Rivet. Liste des Orchidiens et description des especes nouvelles. Bull. Mus. Nat. Hist. Paris 7:368-376 (Leptophis riveti-368).
- Duellman, W.E. 1966. A new species of fringe-limbed tree frog, Genus Hyla, from Darien, Panama. Univ. Kansas Publ. Mus. Nat. Hist., 17:257-262 (Hyla thysanota-259).
- Duellman, W.E. and L. Trueb. 1966. Smilisca sila neotropical hylid frogs, Genus Smilisca. Univ. Kansas Publ. Mus. Nat. Hist. 17:281-375 (Smilisca sila-318).
- Duellman, W.E. and L. Trueb. 1967. Two new species of tree frogs (Genus Phyllomedusa) from Panama. Copeia 1967:125-131 (Aqalychnis litodryas-125; Phyllomedusa venusta-128).
- Dumeril, A.M.C. and G. Bibron. 1836. Erpetologie Generale ou Histoire Naturelle Complete des Reptiles. 3:1-517 (Gonatodes albugularis-415; Hemidactylus frenatus-366; Lepidodactylus lugubris-304).
- Dumeril, A.M.C. and G. Bibron. 1837. Erpetologie Generale ou Histoire Naturelle Complete des Reptiles. 4:1-571 (Anolis fuscoauratus-110).
- Dumeril, A.M.C. and G. Bibron. 1841. Erpetologie Generale ou Histoire Naturelle Complete des Reptiles. 8:1-792 (Dermophis mexicanus-284; Smilisca baudinii-564).
- Dumeril, A.M.C. and G. Bibron. 1844. Erpetologie generale ou histoire naturelle complete des reptiles 6:1-609 (Leptotyphlops goudotii-330).
- Dumeril, A.M.C., G. Bibron, and A. Dumeril. 1854. Erpetologie generale ou histoire naturelle complete des reptiles 7 (Part 1):1-780 (Atractus crassicaudatus-103; Dipsas variegata-477; Dryadophis pleei-661; Masticophis mentovarius-187; Scaphiodontophis annulatus-335).
- Dumeril, A.M.C., G. Bibron, and A. Dumeril. 1854. Erpetologie generale ou histoire naturelle complete des reptiles 7 (Part 2):781-1536 (Conophis lineatus-936; Micrurus mipartitus-1220; Pseudoboa newwiedii-1001; Stenorhina freminvillei-868).
- Dumeril, A.M.C. and A. Dumeril. 1851. Catalogue methodique de la collection des reptiles du Museum d'Histoire Naturelle de Paris. Gide and Baudry, Paris. 1-224 (Basiliscus galeritus-61; Kinosternon leucostomum-17; Lepidophyma flavimaculatum-137).
- Dunn, E.R. 1921. Two new Central American salamanders. Proc. Biol. Soc. Washington 34:143-146 (Oedipina alfaroi-144).
- Dunn, E.R. 1924. Some Panamanian frogs. Occas. Pap. Mus. Zool., Univ. Michigan 151:1-16 (Colothethus nubicola-7).
- Dunn, E.R. 1924. New amphibians from Panama. Occ. Papers Boston Soc. Nat. Hist. 5(118):93-95 (Dermophis parviceps-93; Oedipina complex-94).
- Dunn, E.R. 1924. New salamanders of the Genus Oedipus with a synoptical key. Field Mus. Nat. Hist. Publ., Zool. Ser. 12(7)95-100 (Bolitoglossa colonnea-96).
- Dunn, E.R. 1930. New snakes from Costa Rica and Panama. Occ. Pap. Boston Soc. Nat. Hist. 5:329-32 (Trimetopon barbouri-

- 331).
- Dunn, E.R. 1930. Notes on Central American Anolis. Proc. New England Zool. Club 12:15-24 (Anolis altae-22).
- Dunn, E.R. 1931. New frogs from Panama and Costa Rica. Occ. Pap. Boston Soc. Nat. Hist. 5:385-401 (Atelopus glyphus-396; Colothesus flotator-389; Hyalinobatrachium valerioi-397; Eleutherodactylus gaigeae-387; Eleutherodactylus talamanca-385; Hyla colymba-400).
- Dunn, E.R. 1933. Amphibians and reptiles from El Valle de Anton, Panama. Occ. Pap. Boston Soc. Nat. Hist. 8:65-79 (Atelopus zeteki-71; Morunasaurus groi-75).
- Dunn, E.R. 1934. Two new frogs from Darien. Amer. Mus. Novitates 747:1-2 (Hyla subocularis-2).
- Dunn, E.R. 1937. The amphibian and reptilian fauna of bromeliads in Costa Rica and Panama. Copeia 1937(3):163-167 (Hyla picadoi-164).
- Dunn, E.R. 1938. A new Rhadinaea from Central America. Copeia 1938(4):197-198 (Rhadinaea guentheri-197).
- Dunn, E.R. 1939. A new pit viper from Costa Rica. Proc. Biol. Soc. Washington 52:165 (Porthidium picadoi-165).
- Dunn, E.R. 1940. New and noteworthy herpetological material from Panama. Proc. Acad. Nat. Sci. Phila. 92:105-122 (Anolis kemptoni-111; Anolis woodi-110; Bachia blairi-115; Eleutherodactylus monnichorum-107; Trimetopon slevini-117).
- Dunn, E.R. 1942. The American caecilians. Bull. Mus. Comp. Zool. 91(6):439-540 (Oscaecilia elongata-527).
- Dunn, E.R. 1942. A new species of frog (Eleutherodactylus) from Costa Rica. Not. Nat. Phila. 104:1-2 (Eleutherodactylus altae-1).
- Dunn, E.R. and J.R. Bailey. 1939. Snakes from the uplands of the Canal Zone and of Darien. Bull. Mus. Comp. Zool. 86(1):1-22 (Atractus clarki-8; Rhadinaea sargenti-10).
- Dunn, E.R., H. Trapido, and H. Evans. 1948. A new species of the microhylid frog genus Chiasmocleis from Panama. Amer. Mus. Novitates 1376:1-8 (Chiasmocleis panamensis-1).
- Echelle, A.A., A.I. Echelle, and H.S. Fitch. 1971. A new anole from Costa Rica. Herpetologica 27(3):354-362 (Anolis carpenteri-355).
- Eschscholtz, J.F. von. 1829-1833. Zoologischer Atlas, enthaltend Abbildungen und Beschreibungen neuer Thierarten, Wahrend des Flottcapitains von Kotzebue zweiter Reise um die Welt, auf Russisch-Kaiserlich Kreigsschupp Predpriaete in den Jahren 1823-1826. G. Reimer, Berlin. Pt. 1 (Lepidochelys olivacea-3).
- Fouquette, M.J. Jr. 1961. Status of the frog Hyla albomarginata in Central America. Fieldiana: Zool. 39:595-601 (Hyla rufitela-595).
- Gaige, H.T. 1929. Three new tree-frogs from Panama and Bolivia Occas. Pap. Mus. Zool. Univ. Michigan 207:1-6 (Hyla zeteki-

- 4).
- Gaige, H.T. 1933. A new Gastrotheca from Colombia. Occas. Pap. Mus. Zool. Univ. Michigan 263:1-3 (Gastrotheca nicefori-1).
- Garcia, E. 1896. Los Ofidios venenosas de Cauca, Cali, Colombia. Metodos empiricos y racionales empleados contra los accidentes producidos por la Mordepura de esos reptiles. Cali, Colombia. Libreria Colombiana 1896:1-102 (Bothriopsis punctata-31).
- Garman, S. 1880. On certain species of Chelonioidae. Bull. Mus. Comp. Zool. 6:123-126 (Lepidochelys kempii-123).
- Garman, S. 1883. On the reptiles and batrachians. Mem. Mus. Comp. Zool. 8(3):1-180 (Bothrops asper-124).
- Girard, C. 1854. Reptiles, fishes, and crustacea. In: The U.S. Naval Astronomical Expedition to the southern hemisphere during the years 1849-52. Proc. Acad. Nat. Sci. Philadelphia 7:207-262 (Dendrobates auratus-226; Micrurus nigrocinctus-210).
- Gosse, P.H. 1850. Descriptions of a new genus and six new species of saurian reptiles. Ann. Mag. Nat. Hist. 6(2): 344-348 (Sphaerodactylus argus-347).
- Gray, J.E. 1831. A synopsis of the species of the Class Reptilia In: Griffith, E. Cuvier's Animal Kingdom. Whittaker, Treacher, and Co. London. 9:1-110 (Ctenosaura similis-38).
- Gray, J.E. 1845. Catalogue of the specimens of lizards in the collection of the British Museum. London. 1-289 (Anadia ocellata-58; Hemidactylus brookii-153).
- Gray, J.E. 1860. Description of a new species of Geoclemmys from Ecuador. Proc. Zool. Soc. London 231-232 (Rhinoclemmys annulata-231).
- Gray, J.E. 1861. On a new species of water-tortoise (Geoclemmys melanosterna) from Darien. Proc. Zool. Soc. London 204-205 (Rhinoclemmys melanosterna-205).
- Gunther, A.C.L.G. 1858. Catalogue of colubrine snakes in the collection of the British Museum. Brit. Mus.:1-281 (Coniophanes bipunctatus-36; Coniophanes fissidens-36; Pseustes poecilonotus-100; Rhadinaea decorata-35).
- Gunther, A.C.L.G. 1860. Third list of cold-blooded vertebrata collected by Mr. Fraser in Ecuador. Proc. Zool. Soc. London 1860 Pt. 28:233-240 (Drymobius rhombifer-236).
- Gunther, A.C.L.G. 1863. Third account of new species of snakes in the Collection of the British Museum. Ann. Mag. Nat. Hist. 12(3):348-365 (Porthidium godmani-364).
- Gunther, A.C.L.G. 1865. Fourth account of new species of snakes in the collection of the British Museum. Ann. Mag. Nat. Hist. Ser. 3(15):89-98 (Rhadinaea godmani-94).
- Gunther, A.C.L.G. 1868. Sixth account of new species of snakes in the collection of the British Museum. Ann. Mag. Nat. Hist. Ser. 4:1(6):413-429 (Leptodeira nigrofasciata-425).
- Gunther, A.C.L.G. 1872. Seventh account of new species of snakes in the collection of the British Museum. Ann. Mag. Nat. Hist. 9(4):13-37 (Sibon annulatus-30).
- Gunther, A.C.L.G. 1885-1902. Reptilia and batrachia. In: Godman, F.D. and O. Salvin. eds. Biologia Centrali-America. 1-326

(Hyla pseudopuma-274; Nelsonophryne aterrimum-210; Rhadinaea decipiens-105).

- Hallowell, E. 1845. Descriptions of reptiles from South America, supposed to be new. Proc. Acad. Nat. Sci. Phila. 2(9):241-247 (Ninia atrata-245).
- Hallowell, E. 1856. Notes on the reptiles in the collection of the Academy of Natural Sciences of Philadelphia. Proc. Acad. Nat. Sci. Phila. 1856:221-238 (Anolis tropidogaster-224).
- Hallowell, E. 1861. Report upon the reptilia of the North Pacific exploring expedition under command of Capt. John Rogers, U.S.N. Proc. Acad. Nat. Sci. Phila. 1860:480-510 (Ameiva quadrilineata-483; Gymnophthalmus speciosus-484; Leptodactylus melanonotus-485).
- Harris, D.M. and A.G. Kluge. 1984. The Sphaerodactylus (Sauria: Gekkonidae) of Middle America. Occas. Pap. Mus. Zool. Univ. Michigan 706:1-59 (Sphaerodactylus graptolaemus-4).
- Hillis, D.M. 1988. Systematics of the Rana pipiens complex: puzzle and paradigm. Ann. Rev. Ecol. and Syst. 19:39-63 (Rana "pipiens" species "E"-57).
- Houttuyn, M. 1782. Het onderscheidt der Salamanderen van de Haagdissen in 't algemeen, en van de Gekkoos in 't byzonder. Verh. Zeeuws Gen. Wet. Vlissingen 9:305-336 (Thecadactylus rapicauda-323).
- Jan, G. 1858. Plan d'une Iconographie descriptive des Ophidiens, et description Sommaire de nouvelles especes de serpents. Rev. Mag. Zool. Paris 10(2):514-527 (Micrurus dumerilii-522; Micrurus multifasciatus-521).
- Jan, G. 1860. Iconographie generale des ophidiens. Premiere Livraison. De Soye et Bouchet (printer). 1-10 (Anomalepis mexicanus-Plates V & VI).
- Jan, G. 1863. Elenco sistema degli ofidi. 1547:1-143 (Diaphorolepis wagneri-98).
- Jan, G. 1863. Enumerazione sistematica degli ofidi appartenential Gruppo Coronellidae. Arch. Zool. Anat. Fis. 2(2):213-330 (Erythrolamprus bizonus-314).
- Jan, G. and F. Sordelli. 1870-1881. Iconographie generale par M. le Professeur Jan et M. Ferd. Sordelli. Icon. Gen. Ophid., Livraison 3:35-50 (Micrurus ancoralis-42 & pl.4).
- Keferstein, 1868. Beschreibung einiger neuen batrachier aus Australien und Costa Rica. Nach. Ges. Wiss. Gottingen 15:326-332 (Oedipina uniformis-331).
- Kennicott, R. 1859. Reptiles of the Boundary. In: Baird, S.F., ed. United States and Mexican Boundary Survey 2: 1-35 (Leptodeira septentrionalis-16).
- Kuhl, H. 1820. Beitrage zur Zoologie und vergleichenden Anatomie Verlag der Hermannschen Buchhandlung. Frankfurt am Main. Part One:1-152 (Diploglossus monotropis-128).
- Lacepede, B.G. 1789. Histoire naturelle des Quadrupedes ovipares et des Serpens. Sous le Privilege de L'Academie

- Royale des Sciences. Hist. Nat. Quadr. Ovip. Serp. 2:1-527 (Lampropeltis triangulum-86).
- Laurenti, J.N. 1768. Specimen medicum exhibens synopsis reptilium emendatum cum experimentis circa venera et antidota reptilium Austriacorum. Vienna. 1-214 (Amphisbaena fuliginosa-66; Leptodactylus pentadactylus-32; Phrynohyas venulosa-31; Scinax rubra-5; Siphlophis cervinus-88).
- Legler, J.M. 1965. A new species of turtle, Genus Kinosternon, from Central America. Univ. Kansas Publ. Mus. Nat. Hist. 15:615-625 (Kinosternon angustipons-617).
- Lichtenstein, H. 1856. Namenverzeichnis in der zoologischen sammlung der Koniglichen Universitat zu Berlin aufgestellten arten von reptilien und amphibien nach ihren ordnungen, familien und gattungen. Nomencl. Rept. Amph. Mus. Zool. Berolin. 40:1-48 (Ameiva festiva-13; Atelopus varius-40; Sphaerodactylus lineolatus-6).
- Linnaeus C. von. 1758. Systema naturae per regna tria naturae secundum Classes, Ordines, Genera, Species, cum Characteribus, Differentiis, Synonymis, Locis. Stockholm. ed. 10. 1:1-824 (Ameiva ameiva-202; Amphisbaena alba-229; Basiliscus basiliscus-206; Boa constrictor-215; Bufo marinus-211; Bufo typhonius-211; Caecilia tentaculata-229; Caiman crocodilus-200; Caretta caretta-197; Chelonia mydas-197; Chelydra serpentina-199; Chironius carinatus-223; Chironius exoletus-223; Chironius fuscus-222; Cnemidophorus lemniscatus-204; Corallus enydris-215); Epicrates cenchria-215; Hemidactylus turcicus-202; Hyla boans-213; Iguana iguana-206; Imantodes cenchoa-226; Leptodeira annulata-224; Leptophis ahaetulla-225; Liophis lineatus-221; Oxyrhopus petola-225; Sibon nebulatus-222; Spilotes pullatus-225; Tantilla melanocephala-218).
- Linnaeus, C. von. 1766. Systema Naturae per Regna tria Naturae secundum Classes, Ordines, Genera, Species, cum Characteribus, Differentiis, Synonymis, Locis. Stockholm, ed. 12. 1:1-532 (Eretmochelys imbricata-350; Kinosternon scorpioides-352; Lachesis muta-373; Pelamis platurus-391).
- Lynch, J.D. 1980. A new frog of the Genus Eleutherodactylus from Western Panama. Trans. Kansas Acad. Sci 83(3):101-105(Eleutherodactylus jota-101).
- Lynch, J.D. 1985. A new species of Eleutherodactylus from Western Panama (Amphibia: Leptodactylidae). Herpetologica 41(4):443-447 (Eleutherodactylus emcelae-443).
- Merrem, B. 1820. Tentamen systematis Amphibiorum. Johann Christian Krieger. Marburg. 1-191 (Corytophanes cristatus-50).
- Moreau de Jonnes. 1818. Monographie du Mabouia des murailles, ou Gecko Mabouia des Antilles. Bull. Sci. Soc. Philom. Paris 1818:138-139 (Hemidactylus mabouia-138).
- Myers, C.W. 1966. A new species of colubrid snake, Genus Coniophanes, from Darien, Panama. Copeia 4:665-668 (Coniophanes joanae-665).
- Myers, C.W. 1971. A new species of green anole (Reptilia: Sauria) from the North Coast of Veraguas, Panama. Amer.

- Mus. Novitates 2470:1-14 (Anolis procellaris-2).
- Myers, C.W. 1971. Central American lizards related to Anolis pentaprion: two new species from the Cordillera de Talamanca. Amer. Mus. Novitates 2471:1-40 (Anolis fungosus-3; Anolis vociferans-10).
- Myers, C.W. 1973. Anguid lizards of the Genus Diploglossus in Panama, with the description of a new species. Amer. Mus. Novitates 2523:1-20 (Diploglossus montisilvestris-3).
- Myers, C.W. 1982. Blunt-headed vine snakes (Imantodes) in Panama, including a new species and other revisionary notes. Amer. Mus. Novitates 2738:1-50 (Imantodes phantasma-3).
- Myers, C.W., J.W. Daly, and V. Martinez. 1984. An arboreal poison frog (Dendrobates) from Western Panama. Am. Mus. Novitates 2783:1-20 (Dendrobates arboreus-5).
- Myers, C.W. and W.E. Duellman. 1982. A new species of Hyla from Cerro Colorado, and other tree frog records and geographical notes from Western Panama. Am. Mus. Novitates 2752:1-32 (Hyla graceae-5).
- Noble, G.K. 1916. Description of a new eublepharid lizard from Costa Rica. Proc. Biol. Soc. Wash. 29:87-88 (Lepidoblepharis xanthostigma-87).
- O'Shaughnessy, A.W.E. 1874. Description of a new species of lizard of the Genus Celestus. Ann. Mag. Nat. Hist. 14(4):257-258 (Diploglossus bilobatus-257).
- O'Shaughnessy, A.W.E. 1879. Descriptions of new species of lizards in the collection of the British Museum. Ann. Mag. Nat. Hist. (5)4:295-303 (Prionadactylus vertebralis-298).
- Peracca, M.G. 1896. Descrizione di un nuovo Genere e di una nuova species di Teiidae raccolta nel Darien Dal. Dott. Boll. Mus. Zool. Comp. Anat. Univ. Torino 11(235):1-4 (Ptychoglossus festae-2).
- Peracca, M.G. 1910. Descrizione di alcune nuove specie di ofidii del Museo Zoologico Della R. Università di Napoli. Ann. Mus. Zool. Univ. Napoli 3(12):1-3 (Trachyboa boulengeri-1).
- Peters, W.C.H. 1857. Vier neue Amerikanische Schlangen aus der Familie der Typhlopinen. Monats. Akad. Wiss. Berlin 1857:402-403 (Leptotyphlops macrolepis-402; Liotyphlops albirostris-402).
- Peters, W.C.H. 1859. Über die von Hrn. Dr. Hoffman in Costa Rica Gesammelten Schlangen und an das Königl. Zoologische Museum Gesandten Schlangen. Monats. Akad. Wiss. Berlin 1859:275-278 (Bothriechus nigroviridis-278; Geophis hoffmani-276; Hydromorphus concolor-277).
- Peters, W.C.H. 1860. Drei neue Schlangen des K. Zoologischen Museums aus America und Bemerkungen über die generelle Unterscheidung von anderen bereits bekannten Arten. Monatsber. Königl. Akad. Wiss. Berlin 1860:517-521 (Helminthophis frontalis-517).
- Peters, W.C.H. 1861. Über neue Schlangen des Königl. Zoologischen

Museums: Typhlops striocatus, Geophidium dubium, Streptophorus (Ninia) maculatus, Elaps hippocrepis. Monatsber. Konigl. Akad. Wiss. Berlin 1861:922-925 (Ninia maculata-924).

Peters, W.C.H. 1862. Über die Batrachier-Gattung Hemiphractus Monatsber. Preuss. Akad. Wiss. Berlin 1862:144-152 (Hemiphractus fasciatus-149).

Peters, W.C.H. 1863. Einen neuen gecko, Brachydactylus mitratus, aus Costa Rica. Monats. Akad. Wiss. Berlin 1863:41-44 (Coleonyx mitratus-42).

Peters, W.C.H. 1863. Eine Mittheilung über einige Neuearten der Saurier-Gattung Anolis. Monats. Akad. Wiss. Berlin 1863:135-149 (Anolis capito-142; Anolis humilis-138; Anolis intermedius-143).

Peters, W.C.H. 1863. Einige neue oder weniger bekannte schlangenarten des zoologischen museums zu Berlin. Monats. Konigl. Akad. Wiss. Berlin 1863:272-289 (Dendrophidion nuchale-285; Tantilla supracincta-272).

Peters, W.C.H. 1863. Über eine neue Schlangengattung, Styporhynchus, und verschiedene andere Amphibien des Zoologischen Museums. Monatsber. Preuss. Akad. Wiss., Berlin 1863:399-413 (Eleutherodactylus biporcatus-405; Eleutherodactylus gollmeri-409).

Peters, W.C.H. 1863. Mittheilungen über neue Batrachier. Monatsber. Preuss. Akad. Wiss. Berlin, 1863:445-471 (Scinax rostrata-466; Smilisca sordida-460; Eleutherodactylus punctariolus-462).

Peters, W.C.H. 1863. Vortrag über die craniologischen verschiedenheiten der Grubenotern (Trigonocephali) und über eine neue Art der Gattung Bothriechis. Monats. Akad. Wiss. Berlin 1863:670-674 (Bothriechis lateralis-674).

Peters, W.C.H. 1868. Eine neue Nagergattung, Chiropodomys penicillatus, so wie einige neue oder weniger bekannte Amphibien und Fische. Monats. Akad. Wiss. Berlin 1868:448-461 (Chironius grandisquamis-451).

Peters, W.C.H. 1873. Eine neue Schildkrottenart, Cinosternon effeldtii und einige andere neue oder weniger bekannte Amphibien. Monatsber. Preuss. Akad. Wiss. Berlin 1873:603-618 (Bolitoglossa lignicolor-617; Hyalinobatrachium pulverata-614; Epipedobates maculatus-617; Eleutherodactylus cruentus-609).

Peters, W.C.H. 1874. Über neue amphibien (Gymnopsis, Siphonops, Polypedates, Rhacophorus, Hyla, Cyclodus, Euprepes, Clemmys). Monatsber. Preuss. Akad. Wiss. Berlin 1874:616-624 (Gymnopsis multiplicata-616).

Peters, W.C.H. 1874. Neue Saurier (Spaeriodactylus, Anolis, Phrynosoma, Tropidolepisma, Lygosoma, Ophioscincus) aus Centralamerika, Mexico und Australien. Monatsber. Preuss. Akad. Wiss. Berlin 1874:738-747 (Anolis polylepis-738).

Peters, W.C.H. 1877. Über neue Arten der Sauriergattung Gerrhonotus. Monats. Akad. Wiss. Berlin 1877:297-300 (Coloptychon rhombifer-298).

Peters, W.C.H. 1879. Hr. W. Peters machte eine mittheilung über

- neue amphibien des kgl. zoologischen museums (Euprepes, Acontias, Typhlops, Zamenis, Spilotes, Oedipus). Monatsber. Konigl. Akad. Wiss. Berlin 1879:775-779 (Oedipina parvipes-778).
- Reinhardt, J. and C.F. Lutken 1863. Bidrag til det vestindiske oeriges og. navnlingen til de denskvestindiske ders Herpetologie Vidensk. Meddel. Naturhis. Foren (Copenhagen). Vidensk. Medd. Dansk. Naturhist. Foren. 1862:153-291 (Eleutherodactylus antillensis-209).
- Ruppel, L. 1845. Verzeichniss der in dem Museum der Senckenberischen Gesellschaft Aufgestellten Sammlung. Amphibien. Verh. Mus. Senckenberg 3:293-316 (Porthidium nummifer-313).
- Ruthven, A.G. 1914. Description of a new engystomatid frog of the Genus Hypopachus. Proc. Biol. Soc. Wash. 27:77-80 (Relictivomer pearsei-77).
- Ruthven, A.G. 1916. A new genus and species of lizard from Colombia, with remarks on the Genus Pseudogonatodes. Occas. Pap. Mus. Zool. Univ. Mich. 21:1-3 (Lepidoblepharis sanctaemartae-2).
- Ruthven, A.G. and H.T. Gaige. 1924. A new Leposoma from Panama. Occas. Pap. Mus. Zool. Univ. Mich. 147:1-3 (Leposoma southi-1).
- Savage, J.M. 1965. A new bromeliad frog of the Genus Eleutherodactylus from Costa Rica. Bull. S. California Acad. Sci. 64(2):106-110 (Eleutherodactylus moro-106).
- Savage, J.M. 1967. A new tree-frog (Centrolenidae) from Costa Rica. Copeia 1967:326-331 (Centrolene ilex-326).
- Savage, J.M. 1968. A new red-eyed tree-frog (Family Hylidae) from Costa Rica, with a review of the Hyla uranochroa group. Bull. S. Calif. Acad. Sci. 67:1-20 (Duellmanohyla lythroides-1).
- Savage, J.M. 1972. The systematic status of Bufo simus O. Schmidt with description of a new toad from Western Panama. J. Herpetol. 6(1):25-33 (Bufo peripatetes-26).
- Savage, J.M. 1974. On the leptodactylid frog called Eleutherodactylus palmatus (Boulenger) and the status of Hylodes fitzingeri O. Schmidt. Herpetologica 30(3):289-299 (Eleutherodactylus andi-295).
- Savage, J.M. 1975. Panama (Peninsula de Azuero) systematics and distribution of the Mexican and Central American stream frogs related to Eleutherodactylus rugulosus. Copeia 1975:254-306 (Eleutherodactylus azueroensis-277).
- Savage, J.M. and J.E. DeWeese. 1979. A new species of leptodactylid frog, Genus Eleutherodactylus, from the Cordillera de Talamanca, Costa Rica. Bull. S. Calif. Acad. Sci. 78(2):107-115 (Eleutherodactylus rayo-107).
- Savage, J.M. and P.H. Starrett. 1967. A new fringe-limbed tree frog (Family Centrolenidae) from lower Central America. Copeia 1967:604-609 (Cochranella euknemos-604).
- Schlegel, H. 1837. Essai sur la Physionomie des Serpens. Libraire-Editeur M.H. Schonekat. Amsterdam. 2:1-606

- (Drymobius margaritiferus-184).
- Schlegel, H. 1841. Description d'une nouvelle espece du genre Trigonocephalus (Trigonocephalus lansbergii). Mag. Zool. Rept. Ser. 2(19):1-3 (Porthidium lansbergii-3).
- Schmidt, K.P. 1933. Amphibians and reptiles collected by the Smithsonian Biological Survey of the Panama Canal Zone. Smithsonian Misc. Coll. 89(1):1-20 (Ungaliophis panamensis-12).
- Schmidt, K.P. 1936. Notes on Central American and Mexican Coral snakes. Zool. Ser. Field Mus. Nat. Hist. 20(20):205-216 (Micrurus alleni-209; Micrurus clarki-211).
- Schmidt, O. 1857. Diagnosen neuer Frosche des zoologischen cabinets zu Krakau. Sitzungsber. Konigl. Akad. Wiss. Wien, Math. Naturwiss. Kl. 24:10-15 (Dendrobates pumilio-12; Dendrobates speciosus-12; Hyla pugnax-11; Phyllobates lubugris-12; Rana warschewitschii-11).
- Schmidt, O. 1858. Deliciae Herpetologicae Musei Zoologici Cracoviensis. Beschreibung der im k.k. Museum zu Krakau befindlichen von J.V. Warszewicz in Neu-Granada und Bolivia gesammelten ungeschwanzten Batrachier. Denkschr. Akad. Wiss. Wien, Math. Naturwiss. Kl. 14:237-257 (Eleutherodactylus fitzingeri-248).
- Schneider, J.G. 1799. Historiae Amphibiorum Naturalis et Literariae. 1:1-264 (Elachistocleis ovalis-131; Leptodactylus fuscus-130).
- Schoepf, J.D. 1792-1801. Historia Testudinum Iconibus Illustrata. J.J. Palm, Erlangae 1-136 (Trachemys scripta-16).
- Shreve, B. 1935. On a new teiid and amphibia from Panama, Ecuador, and Paraguay. Occas. Pap. Boston Soc. Nat. Hist. 8:209-218 (Minyobates minutus-212-213).
- Shreve, B. 1936. A new Atelopus from Panama and a new Hemidactylus from Colombia. Occas. Pap. Boston Soc. Nat. Hist. 8:269-272 (Atelopus chiriquiensis-269).
- Slevin, J.R. 1942. Notes on a collection of reptiles from Boquete, Panama, with the description of a new species of Hydromorphus. Proc. Calif. Acad. Sci. 23(32):463-480 (Hydromorphus dunni-474).
- Smith, H.M. 1941. A new name for the Mexican snakes of the Genus Dendrophidion. Proc. Biol. Soc. Wash. 54:73-76 (Dendrophidion vinitor-74).
- Smith, H.M. and C. Grant. 1958. New and noteworthy snakes from Panama. Herpetologica 14:207-215 (Liotyphlops rowani-207).
- Spix, J.B. von. 1824. Animalia nova sive species novae testudineum-amphibia. Spec. Nov. Testud. Ran. Brasil 25-53 (Bufo granulatus-51; Geochelone carbonaria-22).
- Starrett, P.H. 1966. Rediscovery of Hyla pictipes Cope, with description of a new montane stream Hyla from Costa Rica. Bull. S. Calif. Acad. Sci. 65:17-28 (Hyla tica-23).
- Starrett, P.H. and J.M. Savage. 1973. The systematic status and distribution of Costa Rican Glass-Frogs, Genus Centrolenella (Family Centrolenidae), with description of a new species. Bull. So. Calif. Acad. Sci. 72(2):57-78 (Hyalinobatrachium viteovittata-66).
- Stejneger, L.H. 1906. A new tree toad from Costa Rica. Proc.

- U.S. Nat. Mus. 30:817-818 (Hyla phlebodes-817).
- Stejneger, L.H. 1907. A new species from Nicaragua. Proc. U.S. Nat. Mus. 32(1538):465-466 (Oedipina collaris-465).
- Stejneger, L.H. 1909. Description of a new snake from Panama. Proc. U.S. Nat. Mus. 26(1681):457-458 (Sibon longifrenis-457).
- Steindachner, F. 1864. Batrachologische Mittheilungen. Verh. Zool. Bot. Ges. Wien 14:239-288 (Anotheca spinosa-239).
- Tanner, W.W. 1962. A new Bolitoglossa (salamander) from southern Panama. Herpetologica (1):18-20(Bolitoglossa biseriata-19)
- Tanner, W.W. and A.H. Brame. 1961. Description of a new species of salamander from Panama. Great Basin Nat. 21(1&2):23-26 (Bolitoglossa marmorea-23).
- Taylor, E.H. 1948. Two new hylid frogs from Costa Rica. Copeia 1948(4):233-238 (Hyla fimbriembra-235).
- Taylor, E.H. 1949. Costa Rican frogs of the Genera Centrolene and Centrolenella Univ. Kansas Sci. Bull. 33(4):257-270 (Cochranella albomaculata-267; Hyalinobatrachium colymbiphylum-262; Cochranella granulosa-265; Cochranella spinosa-259).
- Taylor, E.H. 1949. Two new teiid lizards from Costa Rica. Univ. Kansas Sci. Bull. 33(5):271-278 (Ptychoglossus plicatus-272).
- Taylor, E.H. 1949. New salamanders from Costa Rica. Univ. Kansas Sci. Bull. 33(6):279-288 (Bolitoglossa nigrescens-282).
- Taylor, E.H. 1952. The salamanders and caecilians of Costa Rica. Univ. Kansas Sci. Bull. 34(12):695-791(Oedipina cyclocauda-764).
- Taylor, E.H. 1952. A review of the frogs and toads of Costa Rica. Univ. Kansas Sci. Bull. 35:577-942 (Hyla angustilineata-850; Hyla debilis-880; Hyla rivularis-847; Duellmanohyla rufioculis-827; Eleutherodactylus crassidigitus-740).
- Taylor, E.H. 1954. Further studies on the serpents of Costa Rica. Univ. Kansas Sci. Bull. 26, Pt.2(11):673-801 (Dipsas tenuissima-771).
- Taylor, E.H. 1955. Additions to the known herpetological fauna of Costa Rica with comments on other species. No. II. Univ. Kansas Sci. Bull. 37:499-575 (Eleutherodactylus vocator-522).
- Taylor, E.H. 1956. A review of the lizards of Costa Rica. Univ. Kansas Sci. Bull. 38(1):3-322 (Anolis aquaticus-141).
- Taylor, E.H. 1958. Additions to the known herpetological fauna of Costa Rica with comments on other species. No. III. Univ. Kansas Sci. Bull. 39(1):3-40 (Ptychohyla legleri-33; Eleutherodactylus taurus-17).
- Taylor, E.H. 1958. Notes on Costa Rican Centrolenidae with descriptions of new forms. Univ. Kansas Sci. Bull. 39(2):41-68 (Hyalinobatrachium chirripoi-59).
- Taylor, E.H. 1968. Caecilians of the World. A Taxonomic Review. University of Kansas Press. Lawrence, Kansas. 848 p. (Caecilia leucocephala-404).
- Taylor, E.H. 1969. A new Panamanian caecilian. Univ. Kansas Sci.

- Bull. 48(12):315-323 (Caecilia volcani-315).
- Troschel, F.H. 1848. Reisen in Britisch-Guiana in den Jahren 1840-1844 mit Abbildungen und einer Karte von Britisch-Guiana aufgenommen von Sir Robert Schombergk. Leipzig. Part III:645-661 (Phimophis guianensis-653).
- Trueb, L. 1971. Phylogenetic relationships of certain neotropical toads with the description of a new Genus (Anura: Bufonidae). Contrib. Sci. Nat. Hist. Mus. Los Angeles Co. 216:1-40 (Rhamphophryne acrolopha-6).
- Trueb, L. 1984. Description of a new species of Pipa (Anura: Pipidae) from Panama. Herpetologica 40:225-234 (Pipa myersi-225).
- Vandelli, D. 1761. Epistola de holothurio, et testudine coriacea ad celeberrimum Carolum Linnaeum equitem naturae curiosum Discoridum II. Conzatti, Patavii (Padova). 1-12 (Dermodochelys coriacea-2).
- Wagler, J. 1824. Serpantum brasiliensium species novae ou historie naturelle des especes nouvelles de serpens, recueillies et observees pendant le voyage dans L'interieur du Bresil dans les annees 1817, 1818, 1819, 1820, ... publiee par Jean de Spix, Franc. Seraph. Hubschmanni, Monachii. 1-75 (Oxybelis aeneus-12).
- Wake, D.B. and A.H. Brame, Jr. 1962. A new species of salamander from Colombia and the status of Geotriton andicola Posada Arango. Contrib. Sci. Nat. Hist. Mus. Los Angeles Co. 49:1-8 (Bolitoglossa phalarosoma-1).
- Wake, D.B. and A.H. Brame, Jr. 1966. A new species of lungless salamander (Genus Bolitoglossa) from Panama. Fieldiana: Zool. 51(1):1-10 (Bolitoglossa schizodactyla-1).
- Wake, D.B., A.H. Brame, Jr., and C.W. Myers. 1970. Bolitoglossa taylori. A new salamander from cloud forest of the Serrania de Pirre, Eastern Panama. Amer. Mus. Novitates 2430:1-18 (Bolitoglossa taylori-3).
- Wake, D.B. A.H. Brame, Jr., and W.E. Duellman. 1973. New species of salamanders, genus Bolitoglossa from Panama. Contrib. Sci. Nat. Hist. Mus. Los Angeles Co. 248:1-19 (Bolitoglossa compacta-12; Bolitoglossa cuna-2; Bolitoglossa minutula-7).
- Werner, F. 1909. Uber neue oder seltene Reptilien des Naturhistorischen Museums in Hamburg. Mitt. Naturhist. Mus. Hamburg 26:205-247 (Dipsas temporalis-241).
- Wied-Neuwied, M.A.P. 1824. Abbildungen zur Naturgeschichte Brasiliens Verzeichnis der Amphibien welche im zwerten Bande der Naturgeschichte Brasiliens von Prinz Max von Wied werden beschrieben werden (nach Merrems Versuch eines Systems der Amphibien). Abbild. Naturgesch. Brasil:662-674 & pls. 83-90 (Hyla crepitans-pl. 47; Xenodon rabdocephalus-668).
- Wiegmann, A.F.A. 1828. Beytrage zur Amphibienkunde. Isis von Oken 21:364-383 (Basiliscus vittatus-373).
- Wiegmann, A.F.A. 1834. Herpetologia Mexicana, seu descriptio amphibiorum novae Hispaniae. Berolini:1-54 (Anolis biporcatus-47).

Williams, E.E. and W.E. Duellman. 1967. Anolis chocorum, a new punctatus-like anole from Darien, Panama (Sauria, Iguanidae). *Breviora* 256:1-12 (Anolis chocorum-2).

III. PANAMA HERPETOLOGICAL BIBLIOGRAPHY: PAPERS, MONOGRAPHS, AND BOOKS OTHER THAN ORIGINAL SPECIES DESCRIPTIONS

- Allee, W.C. 1926. Measurements of environmental factors in the tropical rain-forest of Panama. *Ecology* VII(3):273-302.
- Andrews, R.M. 1989. Intra-population variation in age of sexual maturity of the tropical lizard Anolis limifrons in Panama. *Copeia* 1989(3):751-753.
- Arosemena, F.A. 1991. Anolis biscutiger. *Herp. Rev.* 22(4):134.
- Arosemena, F.A. and R. Ibanez D. 1991. Hyla angustilineata. *Herp. Rev.* 22(4):133.
- Bailey, J.R. 1939. A systematic study of the snakes of the Genus Coniophanes. *Pap. Michigan Acad. Sci. Arts. Lett.* 24:1-48.
- Bailey, J.W. 1928. A revision of the lizards of the Genus Ctenosaura. *Proc. U.S. Nat. Mus.* 73(12):1-55.
- Barbour, T. 1915. A revision of the lizards of the Genus Ameiva. *Bull. Mus. Comp. Zool.* 59(6):417-479.
- Barbour, T. 1924. Two noteworthy new lizards from Panama. *Proc. New England Zool. Club* 9:7-10.
- Barbour, T. 1930. The bushmaster in the Canal Zone. *Bull. Antivenin Inst. Amer.* 4(1):90.
- Barbour, T. 1933. Barro Colorado Island. *Bull. Pan Amer. Union.* 9 p.
- Barbour, T. 1934. The anoles II. The mainland species from Mexico southward. *Bull. Mus. Comp. Zool.* 77(4):121-155.
- Barbour, T. 1936. The Canal Zone forest reserve. *Bull. Pan Amer. Union.* 4 p.
- Barbour, T. 1937. Ovoviviparity in Trachyboa. *Copeia* 1937(2):139.
- Barbour, T. and W.S. Brooks. 1923. The Sapo Mountains and the Sambu Valley A biological reconnaissance in southeastern Panama. *Geog. Rev.* 13(2):211-222.
- Barden, A.A. 1943. Food of the basilisk lizard in Panama. *Copeia* 1943(2):118-121.
- Bezy, R.L. 1989. Morphological differentiation in unisexual and bisexual xantusiid lizards of the Genus Lepidophyma in Central America. *Herpetol. Monogr.* 3:61-80.
- Blair, W.F. 1972. *Evolution in the genus Bufo*. Univ. Texas Press. Austin. 459 p.
- Blaney, R.M. Lampropeltis Fitzinger. *Cat. Amer. Amphib. Rept.* 150.1-2.
- Bogert, C.M. 1968. The variations and affinities of the Dwarf boas of the Genus Ungaliophis. *Amer. Mus. Novitates* 2340:1-26.
- Brame, A.H. Jr. 1963. A new Costa Rican salamander (Genus Oedipina) with a reexamination of O. collaris and O. serpens. *Los Angeles Co. Mus. Contrib. Sci.* 65:3-12.
- Brame, A.H. Jr. 1967. A list of the world's recent and fossil salamanders. *J. S. W. Herpetol. Soc.* 2(1):1-26.

- Brame, A.H. Jr. 1968. Systematics and evolution of the Mesoamerican salamander Genus Oedipina. J. Herpetol. 2(1-2):1-64.
- Brame, A.H. Jr. and D.B. Wake. 1962. A new plethodontid salamander (Genus Magnaditita) from the Cordillera Occidental of Colombia. Proc. Biol. Soc. Wash. 75:71-76.
- Brame, A.H. Jr. and D.B. Wake. 1963. The salamanders of South America. Los Angeles Co. Mus. Contrib. Sci. 69:1-72.
- Brame, A.H. Jr. and D.B. Wake. 1963. Redescription of the plethodontid salamander Bolitoglossa lignicolor (Peters), with remarks on the status of B. palustris Taylor. Proc. Biol. Soc. Wash. 76:289-296.
- Breder, C.M. Jr. 1925. In Darien jungles. Nat. Hist. 25(4):324-337.
- Breder, C.M. Jr. 1946. Amphibians and reptiles of the Rio Chucunaque drainage, Darien, Panama, with notes on their life histories and habitats. Bull. Amer. Mus. Nat. Hist. 86:375-436.
- Briggs, J.C. 1968. Panama's sea level canal. Science 162:511-513.
- Briggs, J.C. 1969. The sea-level Panama Canal: Potential biological catastrophe. BioScience 19(1):44-47.
- Burt, C.E. 1931. A study of the teiid lizards of the genus Cnemidophorus with special reference to their phylogenetic relationships. U.S. Nat. Mus. Bull. 154:1-286.
- Burghardt, G.M., H.W. Green, and A.S. Rand. 1977. Social behavior in hatchling green iguanas: life at a reptile rookery. Science 195:689-691.
- Burghardt, G.M. and A.S. Rand. eds. 1982. Iguanas of the World. Noyes Publ. 472 p.
- Burt, C.E. and M.D. Burt. 1931. South American lizards in the collection of the American Museum of Natural History. Bull. Amer. Mus. Nat. Hist. 51:227-395.
- Busack, S.D. 1966. Notes on a herpetological collection from the Azuero Peninsula, Panama. Copeia 1966(2):371.
- Cadle, J.S. 1984. Molecular systematics of neotropical xenodontine snakes. II. Central American xenodontines. Herpetologica 40(1):21-30.
- Cadle, J.S. 1985. The neotropical colubrid snake fauna (Serpentes: Colubridae): lineage components and biogeography. Syst. Zool. 34(1):1-20.
- Campbell, H.W. 1971. Observations on two species of the Hyla rubra group in Panama (Anura: Hylidae). J. Herpetol. 5(1-2):52-55.
- Campbell, H.W. 1973. Ecological observations on Anolis lionotus and Anolis poecilopus (Reptilia, Sauria) in Panama. Amer. Mus. Novitates 2516:1-29.
- Campbell, H.W. and S.R. Telford. 1971. Observations on two species of the Hyla rubra group in Panama. J. Herpetol. 5:52-55.
- Campbell, J.A. and E.D. Brodie, Jr. eds. 1992. Biology of the Pitvipers. Selva. Tyler, Texas. 466 p.
- Campbell, J.A. and W.W. Lamar. 1989. Venomous Reptiles of

- Latin America. Comstock Publ. Assoc./Cornell Univ. Press. Ithaca, New York. 425 p.
- Campbell, J.A. and E.N. Smith. 1992. A new frog of the Genus Ptychohyala (Hylidae) from the Sierra de Santa Cruz, Guatemala, and description of a new genus of Middle American stream-breeding treefrogs. *Herpetologica* 48(2):153-167.
- Campbell, J.A. and J.P. Vannini. 1989. Distribution of amphibians and reptiles in Guatemala and Belize. *Western Foundation of Vert. Zool.* 4(1):1-21.
- Cannatella, D.C. and W.E. Duellman. 1984. Leptodactylid frogs of the Physalaemus pustulosus group. *Copeia* 1984(4):902-921.
- Cochran, D.M. and C.J. Goin. 1970. Frogs of Colombia. *U.S. Natl. Mus. Bull.* 288:1-655.
- Cooper, R.S. 1944. Pattern and color variation in Canal Zone salientia. *Copeia* 1944(2):121-122.
- Cope, E.D. 1875. On the batrachia and reptilia of Costa Rica with notes on the herpetology and ichthyology of Nicaragua and Peru. Reprint of the 1875 edition; 1967. Departamento de Publicaciones de la Universidad de Costa Rica. San Jose, Costa Rica. 70 p.
- Daly, J.W. and C.W. Myers. 1967. Toxicity of Panamanian Poison Frogs (Dendrobates): Some biological and chemical aspects. *Science* 156(3777):970-973.
- Dixon, J.R. 1964. The systematics and distribution of lizards of the genus Phyllodactylus in North and Central America. *New Mexico State Univ. Sci. Bull.* 64:1-139.
- Dixon, J.R. 1970. Coleonyx Gray. *Cat. Amer. Amphib. Rept.* 95.1-2.
- Dixon, J.R. 1973. A systematic review of the teiid lizards, Genus Bachia, with remarks on Heterodactylus and Anotosaura. *Univ. Kansas Mus. Nat. Hist. Misc. Publ.* 57:1-47.
- Dixon, J.R. 1979. Origin and distribution of reptiles in lowland tropical rainforests of South America. Pp. 217-240. *In*: W.E. Duellman (ed). *The South American Herpetofauna: Its origin, evolution, and dispersal.* Univ. Kansas Mus. Nat. Hist. Monogr. 7:1-485.
- Dixon, J.R. 1980. The neotropical colubrid snake genus Liophis. The generic concept. *Milwaukee Publ. Mus. Contrib. Biol. Geol.* 31:1-40.
- Dixon, J.R. 1983. The Central and South American Anomalepid snakes of the Genus Liotyphlops. *Amphibia-Reptilia* 4:241-264.
- Dixon, J.R. 1983. Systematics of the Latin American snake, Liophis epinephalus (Serpentes: Colubridae). Pp. 132-149. *In*: Rhodin, A.G.J. and K. Miyata, (eds.) *Advances in Herpetology and Evolutionary Biology. Essays in honor of Ernest E. Williams.* Mus. Comp. Zool. Cambridge, Mass. 725 p.
- Dixon, J.R. 1984. The Central and South American anomalepid snakes of the Genus Liotyphlops. *Amphibia-Reptilia* 4: 241-264.
- Dixon, J.R. 1989. A key and checklist to the neotropical snake Genus Liophis with country lists and maps. *Smiths. Herpetol. Info. Serv.* 79:1-40.

- Dixon, J.R. and F. S. Hendricks. 1979. The worm snakes (Family Typhlopidae) of the neotropics, exclusive of the Antilles. Zool. Verhandl. 173:1-39.
- Dixon, J.R. and C.P. Kofron. 1983. The Central and South American Anomalepid snakes of the Genus Liotyphlops. Amphibia-Reptilia 4:241-264.
- Dodd, C.K. Jr. 1990. Caretta Rafinesque Loggerhead sea turtles. Cat. Amer. Amphib. Rept. 482:1-2.
- Dodd, C.K. Jr. 1990. Caretta caretta (Linnaeus) Loggerhead Sea Turtle. Cat. Amer. Amphib. Rept. 483:1-7.
- Donnelly, M.A. C. Guyer, D. M. Krempels, and H.E. Braker. 1987. The tadpole of Agalychnis calcarifer (Anura: Hylidae). Copeia 1987(1):247-250.
- Downs, F.L. 1967. Intrageneric relations among colubrid snakes of the genus Geophis Wagler. Misc. Publ. Mus. Zool. Univ. Michigan 131:1-193.
- Drewry, G.E., W.R. Heyer, and A.S. Rand. 1982. A functional analysis of the complex call of the frog Physalaemus pustulosus. Copeia 1982(3):636-645.
- Dudley, R. and A.S. Rand. 1991. Sound production and vocal sac inflation in the Tungara frog, Physalaemus pustulosus (Leptodactylidae). Copeia 1991(2):460-470.
- Duellman, W.E. 1958. A monographic study of the colubrid snake Genus Leptodeira. Bull. Amer. Mus. Nat. Hist. 114:1-152.
- Duellman, W.E. 1966. The Central American herpetofauna: an ecological perspective. Copeia 1966(4):700-719.
- Duellman, W.E. 1968. Smilisca Cope. Cat. Amer. Amphib. Rept. 58:1-2.
- Duellman, W.E. 1968. Smilisca baudinii (Dumeril and Bibron). Cat. Amer. Amphib. Rept. 59:1-2.
- Duellman, W.E. 1968. Smilisca phaeota (Cope). Cat. Amer. Amphib. Rept. 61:1-2.
- Duellman, W.E. 1968. Smilisca sila Duellman and Trueb. Cat. Amer. Amphib. Rept. 63:1-2.
- Duellman, W.E. 1968. Smilisca sordida (Peters). Cat. Amer. Amphib. Rept. 64:1-2.
- Duellman, W.E. 1970. The Hylid Frogs of Middle America. Monogr. Mus. Nat. Hist. Kansas, No. 1. Two vol. 753 p.
- Duellman, W.E. 1988. Patterns of species diversity in anuran amphibians in the American tropics. Ann. Missouri Bot. Garden 75:79-104.
- Duellman, W.E. 1989. Tropical herpetofaunal communities: Patterns of community structure in neotropical rainforests. In: M.L. Harmelin-Vivien and F. Bourliere, eds. Vertebrates in complex tropical systems. Springer-Verlag. New York. 61-88.
- Duellman, W.E. 1993. Amphibian species of the world: additions and corrections. Univ. Kansas Mus. Nat. Hist. Spec. Pub. 21:1-372.
- Duellman, W.E. and A. Veloso. 1977. Phylogeny of Pleurodema (Anura: Leptodactylidae): a biogeographic model. Occ. Pap. Mus. Nat. Hist. Univ. Kansas 64:1-46.
- Duellman, W.E. and J.J. Wiens. 1992. The status of the hylid frog genus Ololygon and the recognition of Scinax Wagler 1830.

- Occ. Pap. Mus. Nat. Hist. Univ. Kansas 151:1-23.
- Dugan, B. 1983. The mating behavior of the Green iguana, Iguana iguana. In: Burghardt, G.M. and A.S. Rand eds. Iguanas of the World: their behavior, ecology, and conservation. Noyes Publ. Park Ridge, New Jersey. 472 p.
- Dunn, E.R. 1924. Amastridium, a neglected Genus of snakes. Proc. U.S. Nat. Mus. 65:1-3.
- Dunn, E.R. 1926. The salamanders of the Family Plethodontidae. Smith Coll. 50th. Anniv. Publ. 7:1-441.
- Dunn, E.R. 1928. Notes on Bothrops lansbergii and Bothrops ophryomegas. Bull. Antivenin Inst. Amer. 2:28-30.
- Dunn, E.R. 1931a. Preliminary list of the reptiles and amphibians of the Canal Zone and the provinces of Panama and Colon, R.P. Pp. 15-18 ex: Barbour, T. Seventh Ann. Report of Barro Colorado Island Biological Laboratory, Panama Canal Zone Nat. Research Council. 24 pp (mimeo).
- Dunn, E.R. 1931b. The amphibians of Barro Colorado Island. Occ. Pap. Boston Soc. Nat. Hist. 5:403-421.
- Dunn, E.R. 1931c. The herpetological fauna of the Americas. Copeia 1931(3):106-119.
- Dunn, E.R. 1932. The status of the snake Genus Rhadinaea Cope. Occas. Pap. Mus. Zool. Univ. Mich. 251:1-2.
- Dunn, E.R. 1933. A new Hyla from the Panama Canal Zone. Occ. Pap. Boston Soc. Nat. Hist. 8:61-64.
- Dunn, E.R. 1933. Notes on Coluber oaxaca and Masticophis mentovarius Copeia 1933(4):214.
- Dunn, E.R. 1933. A new snake from Panama. Copeia 1933(4):193-194.
- Dunn, E.R. 1934. Notes on Iguana. Copeia 1934(1):1-4.
- Dunn, E.R. 1935. The snakes of the Genus Ninia. Proc. Nat. Acad. Acad. Sci. 21:9-12.
- Dunn, E.R. 1936. Notes on North American Leptodeira. Proc. Nat. Acad. Sci 22(12):689-698.
- Dunn, E.R. 1936. Notes on American Mabuyas. Proc. Acad. Nat. Sci. Philadelphia 137:533-557.
- Dunn, E.R. 1937. The giant mainland Anoles. Proc. New England Zool. Club 16:5-9.
- Dunn, E.R. 1937. New or unnamed snakes from Costa Rica. Copeia 1937(4):213-215.
- Dunn, E.R. 1937. Notes on tropical Lampropeltis. Occas. Pap. Mus. Zool. Univ. Mich. 353:1-11.
- Dunn, E.R. 1938. The snake Genus Enulius Cope. Proc. Acad. Nat. Sci. Philadelphia 89:415-418.
- Dunn, E.R. 1939. Mainland forms of Tretanorhinus. Copeia 1939(4):212-217.
- Dunn, E.R. 1940. Notes on some American lizards and snakes in the Museum of Goteborg. Herpetologica 1:189-194.
- Dunn, E.R. 1941. Notes on Dendrobates auratus. Copeia 1941(2):88-93.
- Dunn, E.R. 1942. The American caecilians. Bull. Mus. Comp. Zool. Harvard. 91(6):439-540.
- Dunn, E.R. 1949. Relative abundance of some Panamanian snakes. Ecology 30:39-57.
- Dunn, E.R. 1951. The status of the snake Genera Dipsas and Sibon, a problem for quantum evolution. Evolution 5(4):355-358.

- Dunn, E.R. 1953. The coral snake "mimic" problem in Panama. *Evolution* 8(2):97-102.
- Dunn, E.R. 1957. Neotropical frog genera: Prostheradis versus Hyloxalus, with remarks on Phyllobates. *Copeia* 1957(2): 77-78.
- Dunn, E.R. 1963. Natural history notes on the amphibians and reptiles of Barro Colorado Island. Manuscript edited and distributed by C.J. Goin and W.R. Duellman after E.R. Dunn's death. 29 p.
- Dunn, E.R. and H.G. Dowling. 1957. The neotropical snake Genus Nothopsis Cope. *Copeia* 1957(4):255-261.
- Dunn, E.R. and L.C. Stuart. 1951. Comments on some recent restrictions of type localities of certain South and Central American amphibians and reptiles. *Copeia* 1951(1):55-61.
- Downs, F.L. 1967. Intrageneric relationships among colubrid snakes of the Genus Geophis Wagler. *Misc. Publ. Mus. Zool. Univ. Mich.* 131:1-193.
- Easteal, S. 1986. Bufo marinus (Linnaeus). *Cat. Amer. Amphib. Rept.* 395.1-4,
- Echternacht, A.C. 1971. Middle American lizards of the Genus Ameiva. *Misc. Pub. Mus. Nat. Hist. Univ. Kansas* 55:1-86.
- Ernst, C.H. 1980. Rhinoclemmys annulata (Gray). *Cat. Amer. Amphib. Rept.* 250.1-2.
- Ernst, C.H. 1980. Rhinoclemmys funerea (Cope). *Cat. Amer. Amphib. Rept.* 263.1-2.
- Ernst, C.H. 1981. Rhinoclemmys punctularia (Daudin). *Cat. Amer. Amphib. Rept.* 276.1-2. Note: Includes R. melanosterna.
- Ernst, C.H., J.W. Gibbons, and S.S. Novak. 1988. Chelydra Schweigger Snapping turtles. *Cat. Amer. Amphib. Rept.* 419.1-4.
- Espada, M.J. de la. 1875. *Vertebrados del Viaja al Pacifico*. SSAR Miscel. Publ. 1978. 208 p.
- Evans, H.E. 1947. Notes on Panamanian reptiles and amphibians. *Copeia* 1947(3):166-170.
- Fleishman, L.J. 1985. Cryptic movements in the vine snake Oxybelis aeneus. *Copeia* 1985(1):242-245.
- Fouquette, M.J. Jr. 1958. A new tree frog, Genus Hyla, from the Canal Zone. *Herpetologica* 14(2):125-128.
- Fouquette, M.J. Jr. 1960. Notes on a collection of anurans from the Canal Zone. *Herpetologica* 16(1):58.
- Fouquette, M.J. Jr. 1960. Isolating mechanisms in three sympatric treefrogs in the Canal Zone. *Evolution* 14(4):484-497.
- Fouquette, M.J. Jr. 1968. Some hylid frogs of the Canal Zone, with special reference to call structure. *Caribbean J. Sci.* 6(3-4):167-172.
- Frost, D.R. ed. 1985. *Amphibian Species of the World*. Assoc. Syst. Coll. Lawrence, Kansas. 732 p.
- Frost, D.R. 1987. A replacement name for Glossotoma Gunther, 1900 (Anura: Microhylidae). *Copeia* 1987(4):1025.
- Funkhouser, A. 1957. A review of the neotropical tree-frogs of the Genus Phyllomedusa. *Occas. Pap. Nat. Hist. Mus. Stanford Univ.* 5:1-90.

- Gallardo, J.M. 1965. The species Bufo granulatus Spix (Saliencia: Bufonidae) and its geographic variations. Bull. Mus. Comp. Zool. 134:107-138.
- Gans, C. 1962. Notes on amphisbaenians (Amphisbaenia, Reptilia). 5. A redefinition and bibliography of Amphisbaena alba Linne. Amer. Mus. Novitates 2105:1-31.
- Gans, C. 1962. Notes on amphisbaenians (Amphisbaenia, Reptilia). 6. Redescription and range extension of Amphisbaena spurreli Boulenger. Breviora 171:1-11.
- Gans, 1967 C. A check list of recent amphisbaenians (Amphisbaenia, Reptilia). Bull. Amer. Mus. Nat. Hist. 135:61-106.
- Gibbons, J.W., S.S. Novak, and C.H. Ernst. 1988. Chelydra serpentina (Linnaeus) Snapping turtle. Cat. Amer. Amphib. Rept. 420.1-4.
- Green, H.W. 1988. Species richness in tropical predators. pp 259-279. In: Almeda, F. and C.M. Pringle, eds. Tropical Rainforests: Diversity and Conservation. Cal. Acad. Sci. and Pacific Division, Amer. Assoc. Advancement Sci. San Francisco, Calif.
- Green, H.W., G.M. Burghardt, B.A. Dugan, and A.S. Rand. 1978. Predation and the defensive behavior of Green iguanas (Reptilia, Lacerta, Iguanidae). J. Herpetol. 12(2):169-176.
- Greer, B.J. and K.D. Wells. 1980. Territorial and reproductive behavior of the tropical American frog Centrolenella fleischmanni. Herpetologica 36(4):318-326.
- Grocott, R.G. and G.G. Sadler. 1958. The poisonous snakes of Panama. Panama Canal Printing Plant. Mount Hope, Canal Zone. 38 p.
- Guyer, C. and J.M. Savage. 1986. Cladistic relationships among anoles (Sauria: Iguanidae). Syst. Zool. 35(4):509-531.
- Hahn, D.E. 1979. Leptotyphlops. Cat. Amer. Amphib. Rept. 230:1-4.
- Hanken, J. and D.B. Wake. 1982. Genetic differentiation among plethodontid salamanders (Genus Bolitoglossa) in Central and South America: implications for the South American invasion. Herpetologica 38(2):272-287.
- Heatwole, H. 1963. The frog Genus Pipa in Panama. Copeia 1963(2): 436-438.
- Heatwole, H. 1966. The effects of man on distribution of some reptiles and amphibians in Eastern Panama. Herpetologica 22(1):55-59.
- Heatwole, H. and O.J. Sexton. 1966. Herpetofaunal comparisons between two climatic zones in Panama. Amer. Midl. Nat. 75(1):45-60.
- Henderson, R.W. 1972. Notes on the reproduction of a giant anole, Anolis biporcatus (Sauria: Iguanidae). J. Herpetol. 6(2-3)239-240.
- Henderson, R.W. and L.G. Hoevers. 1975. A checklist and key to the amphibians and reptiles of Belize, Central America. Milwaukee Pub. Mus. Contrib. Biol. Geol. 5:1-63.
- Heselhaus, R. 1988. Gonatodes fuscus, ein Zwerg-taggecko aus Panama. Aquarien-Terrarien 41(3):131-133.

- Heyer, W.R. 1970. Studies on the frogs of the Genus Leptodactylus (Amphibia, Leptodactylidae). VI. Biosystematics of the melanonotus group. Los Angeles County Mus. Nat. Hist., Contrib. Sci. 191:1-48.
- Heyer, W.R. 1971. Leptodactylus labialis (Cope). Cat. Amer. Amphib. Rept. 104.1-3. Note: Now L. fragilis.
- Heyer, W.R. 1978. Systematics of the fuscus group of the frog Genus Leptodactylus (Amphibia, Leptodactylidae). Nat. Hist. Mus. Los Angeles County., Sci. Bull. 29:1-85.
- Heyer, W.R. 1979. Systematics of the pentadactylus species group of the frog Genus Leptodactylus (Amphibia, Leptodactylidae). Smithsonian Contrib. Zool. 301:1-43.
- Heyer, W.R. and A.S. Rand. 1977. Foam nest construction in the leptodactylid frogs Leptodactylus pentadactylus and Physalaemus pustulosus (Amphibia, Anura, Leptodactylidae). J. Herpetol. 11(2):225-228.
- Hidalgo, H. 1981. Additions to the reptile fauna of El Salvador. Kansas Acad. Sci 84(1):55-58.
- Hillis, D.M. 1985. Evolutionary genetics and systematics of New World frogs of the Genus Rana: An analysis of ribosomal DNA, allozymes, and morphology. Ph.D. thesis, Univ. Kansas, Lawrence. 304 p.
- Hillis, D.M. and S.K. Davis. 1986. Evolution of ribosomal DNA: fifty million years of recorded history in the frog Genus Rana. Evolution 40:1275-1288.
- Hillis, D.M. and R. de Sa. 1988. Phylogeny and taxonomy of the Rana palmipes group (Salientia: Ranidae). Herpetol. Monogr. 2:1-26.
- Hilton, W.A. 1946. Salamanders from Barro Colorado Island, Canal Zone. J. Ent. Zool. 38:37-39.
- Hirth, H.F. 1980. Chelonia Brongniart and Chelonia mydas (Linnaeus). Cat. Amer. Amphib. Rept. 248.1-249.4.
- Hoge, A.R. 1964. Sur la position systematique de quelques serpents du genre Siphlophis Fitzinger 1843. Serpentes. Mem. Inst. Butantan (1960-1962) 30:35-50.
- Hoogmoed, M.S. 1973. Notes on the herpetofauna of Surinam IV. The lizards and amphisbaenians of Surinam. Dr. W. Junk. B.V. The Hague. 419 p.
- Hooper, S.T. and D.P. Young. 1986. Kinosternon leucostomum: distribution. Herpetol. Rev. 17:50-51.
- Ibanez D., R. 1982. El estado especifico de dos Ranas del Genero Colostethus (Anura: Dendrobatiidae). Lic. Biol. Thesis, Univ. Panama.
- Ibanez D., R. 1988. Centrolenella pulverata. Herpetol. Rev. 19(3):59.
- Ibanez D., R. and A.S. Rand. 1990. Eleutherodactylus johnstonei. Herpetol. Rev. 21(2):37.
- Ibanez D., R., C.A. Jaramillo, F.A. Solis, and F.E. Jaramillo. 1991. Hyla fimbriembra. Herpetol. Rev. 22(4):133-134.
- Ibanez D., R., C.A. Jaramillo, F.A. Solis, and F.E. Jaramillo. 1992. Hemidactylus brookii. Herpetol. Rev. 23(4):123.
- Iverson, J.B. 1980. Kinosternon angustipons Legler. Cat. Amer. Amphib. Rept. 262.1-2.

- Iverson, J.B. 1985. Checklist of the Turtles of the World with English Common Names. Soc. Stud. Amph. Rept. Herpetol. Circ. 14:1-14.
- Iverson, J.B. 1992. A Revised Checklist with Distribution Maps of the Turtles of the World. Privately printed. 363 p.
- Janzen, D.H. ed. 1983. Costa Rican Natural History. Univ. Chicago Press. Chicago, Illinois. 816 p.
- Jaramillo, C.A. 1984. Revision of Centrolenella of Panama. B.S. Thesis. Univ. Seattle. Seattle, Washington.
- Jaramillo, C.A., F.E. Jaramillo, and R. Ibanez. 1988. Centrolenella colymbiphyllum. Herpetol. Rev. 19(3):59.
- Jaramillo, F.E., C.A. Jaramillo, and R. Ibanez. 1988. Centrolenella vireovittata. Herpetol. Rev. 19(3):59.
- Jaslow, A.P. 1982. Factors affecting the distribution and abundance of tadpoles in a lowland tropical stream. Diss. Abstr. Int. (B)43(6):1722-1723.
- Johnson, J.D. 1977. The taxonomy and distribution of the neotropical whipshake Masticophis mentovarius (Reptilia, Serpentes, Colubridae). J. Herpetol. 11:287-309.
- Johnson, J.D. 1982. Masticophis mentovarius. Cat. Amer. Amphib. Rept. 295:1-4.
- Jungfer, K.H. 1985. Beitrag zur Kenntnis von Dendrobates speciosus O. Schmidt, 1857. Salamandra 21:263-280.
- Jungfer, K.H. 1988. Froschlurche von Fortuna, Panama I. Microhylidae, Ranidae, Bufonidae, Hylidae. Herpetofauna 10(54):25-34.
- Jungfer, K.H. 1988. Froschlurche von Fortuna, Panama II. Hylidae(2), Centrolenidae, Dendrobatidae. Herpetofauna 10(56):6-12.
- Jungfer, K.H. 1988. Froschlurche von Fortuna, Panama III. Leptodactylidae. Herpetofauna 10(57):15-21.
- Keiser, E.D. Jr. 1974. A systematic study of the neotropical vine snake Oxybelis aeneus (Wagler). Bull. Texas Mem. Mus 22:1-51.
- Keiser, E.D. Jr. 1982. Oxybelis aeneus (Wagler). Cat. Amer. Amphib. Rept. 305:1-4.
- Keiser, E.D. Jr. 1991. Bibliography of the Genus Oxybelis Wagler (Serpentes: Colubridae). Smithsonian Herp. Inf. Serv. 86:1-45.
- King, F.W. and R.L. Burke. 1989. Crocodilian, Tuatara, and Turtle Species of the World A Taxonomic and Geographic Reference. Assoc. Syst. Coll. Washington, D.C. 216 p.
- Klauber, L.M. 1945. The geckos of the Genus Coleonyx with descriptions of new subspecies. Trans. San Diego Soc. Nat. Hist. 10:133-216.
- Kluge, A.G. 1968. Phylogenetic relationships of the gekkonid lizard Genera Lepidodactylus Fitzinger, Hemiphyllodactylus Bleeker, and Pseudogekko Taylor. Philippine J. Sci. 1966 (95):331-352.
- Kluge, A.G. 1979. The gladiator frogs of Middle America and Colombia-a reevaluation of their systematics. Occ. Pap. Mus. Zool. Univ. Mich. 688:1-24.

- Kluge, A.G. 1981. The life history, social organization and parental behavior of Hyla rosenbergi Boulenger, a nestbuilding gladiator frog. Misc. Publ. Mus. Zool. Univ. Mich. 160:1-170.
- Kofron, C.P. 1985. Systematics of the neotropical gastropod-eating snake Genera Tropidodipsas and Sibon. J. Herpetol. 19(1):84-92.
- Kourani, M, C.W. Meyers, and C.R. Schneider. 1970. Panamanian amphibians and reptiles as carriers of Salmonella. Amer. J. Trop. Med. Hyg. 19:632-638.
- Kropach, C. 1975. The yellow-bellied sea snake, Pelamis, in the eastern Pacific. Pp. 185-213. In Dunson, W. (ed.), The Biology of Sea Snakes. Univ. Park Press. Baltimore, Maryland. 530 p.
- Lahanas, P.N. and J.M. Savage. 1993. A new species of caecilian from the Peninsula de Osa of Costa Rica. Copeia 1993(3):703-708.
- Legler, J.M. 1963. Tortoises (Geochelone carbonaria) in Panama: distribution and variation. Amer. Midl. Nat. 70:490-503.
- Leon, J.R. 1969. The systematics of the frogs of the Hyla rubra group in Middle America. Univ. Kansas Publ. Mus. Nat. Hist. 18:505-545.
- Leon, J.R. and R. Donoso-Barros. 1970. Desarrollo embrionario y metamorfosis del Pleurodema brachyops (Cope). Bol. Biol. Soc. Concepcion (Chile). 17:355-79.
- Leviton, A. E. and S.C. Anderson. 1966. Further comments on the behavior of the Panamanian microteiid Echinosaura horrida. Herpetologica 22:10.
- Lieb, C.S. 1991. Dendrophidion nuchale (W. Peters). Cat. Amer. Amphib. Rept. 520.1-2.
- Lieb, C.S. 1991. Dendrophidion paucicarinatum (Cope). Cat. Amer. Amphib. Rept. 521.1-2.
- Lieb, C.S. 1991. Dendrophidion vinitor Smith. Cat. Amer. Amphib. Rept. 522.1-2.
- Lynch, J.D. 1964. A small collection of Anuran amphibians from Panama, with the description of two new species of Eleutherodactylus (Leptodactylidae). J. Ohio Herpetol. Soc. 4:65-68.
- Lynch, J.D. 1970. Systematic status of the American leptodactylid frog Genera Engystomops, Eupemphix, and Physalaemus. Copeia 1970(3):488-496.
- Lynch, J.D. 1971. Evolutionary relationships, osteology, and zoogeography of Leptodactyloid frogs. Univ. Kansas Mus. Nat. Hist. Misc. Publ. 53:1-238.
- Lynch, J.D. 1975. A review of the broad-headed eleutherodactyline frogs of South America. Occ. Pap. Mus. Nat. Hist. Univ. Kansas 38:1-46.
- Lynch, J.D. 1986. Mimetic and non-mimetic populations of Eleutherodactylus gaiageae in lower Central America and Colombia. Stud. Neotrop. Fauna Environ. 20:195-202.
- Lynch, J.D. and C.W. Myers. 1983. Frogs of the fitzingeri group of Eleutherodactylus in eastern Panama and Chococoan South America. Bull. Amer. Mus. Nat. Hist. 175:481-572.

- Lynch, J.D. and J.M. Renjifo. 1990. Two new toads (Bufonidae: Rhampophryne) from the Northern Andes of Colombia. J. Herpetol. 24(4):364-371.
- Martinez, C.V. 1983. Panama: nuevo ambito de distribucion para la serpiente venenosa Bothrops picadoi (Dunn). ConCiencia (Univ. Panama) 10:26-27.
- Martinez, C.V. 1984. Investigacion preliminar de los anfibios (Salientia) de Quebrada de Arena y areas adyacentes: listado anotado. Natura (Panama) 4:30-33.
- Martinez, C.V. and R. Bolanos. 1983. The bushmaster, Lachesis muta muta (Linnaeus) (Ophidia: Viperidae) in Panama. Rev. Biol. Trop. 30:100-101.
- Maturana, H.R. 1962. A study of the species of the Genus Basiliscus. Bull. Mus. Comp. Zool. 128:1-34.
- McCoy, C.J. 1970. Hemidactylus turcicus (Linnaeus). Cat. Amer. Amphib. Rept. 87:1-2.
- McCoy, C.J. 1990. Additions to the herpetofauna of Belize, Central America. Carib. J. Sci 26(3-4):164-166.
- McCranie, J.R. 1980. Drymarchon, D. corais. Cat. Amer. Amphib. Rept. 267:1-4.
- McDiarmid, R.W. and J.E. DeWeese. 1977. The systematic status of the lizard Bachia blairi (Dunn) 1940 (Reptilia: Teiidae) and its occurrence in Costa Rica. Brenesia 12/13:143-153.
- McDiarmid, R.W. and M.S. Foster. 1981. Breeding habits of the toad Bufo coccifer in Costa Rica with a description of the tadpole. Southwest Nat. 26:353-363.
- McDiarmid, R.W. and J.M. Savage. 1984. Taxonomic status of the frog genus Centrolenella Noble (Anura: Centrolenidae). J. Herpetol. 18:213-215.
- Mertens, R. 1973. Bemerkenswerte schlanknettern der neotropischen Gattung Leptophis. Stud. Neotrop. Fauna 8:141-154.
- Meyer, J.R. and L.D. Wilson. 1971. A distributional checklist of the amphibians of Honduras. Los Angeles Co. Mus. Nat. Hist. Contrib. Sci. 218:1-47.
- Meyer, J.R. and L.D. Wilson. 1973. A distributional checklist of the turtles, crocodylians, and lizards of Honduras. Los Angeles Co. Mus. Nat. Hist. Contrib. Sci. 244:1-39.
- Meylan, A. and P. Meylan. 1985. Nesting of Dermochelys coriacea in Caribbean Panama. Herpetologica 19(2):293-297.
- Michaud, E.J. and J.R. Dixon. 1987. Taxonomic revision of the Liophis lineatus complex (Reptilia: Colubridae) of Central and South America. Mil. Publ. Mus. Contrib. Biol. Geol. 71:1-26.
- Mittermeier, R.A. 1971. Notes on the behavior and ecology of Rhinoclemmys annulata Gray. Herpetologica 27(4):485-488.
- Mittermeier, R.A. 1972. Turtles recorded from Barro Colorado Island, Canal Zone, Panama. J. Herpetol. 6:240-241.
- Miyamoto, M.M. 1983. Biochemical variation in the frog Eleutherodactylus bransfordii: geographic patterns and cryptic species. Syst. Zool. 32:43-51.
- Miyamoto, M.M. 1983. Frogs of the Eleutherodactylus rugulosus group: a cladistic study of allozyme, morphological and karyological data. Syst. Zool. 32:109-124.

- Miyata, K. 1982. A check list of the amphibians and reptiles of Ecuador with a bibliography of Ecuadorian herpetology. *Smithsonian Herp. Infor. Serv.* 54:1-70.
- Moll, E.O. and J.M. Legler. 1971. The life history of a neotropical slider turtle *Pseudemys scripta* (Schoepff), in Panama. *Bull. Los Angeles Co. Mus. Nat. Hist.* 11:1-102.
- Morgan, E.C. 1973. Snakes of the Subfamily Sibynophinae. Ph.D. disc. Univ. Southwest Louisiana. Lafayette. 260 p.
- Myers, C.W. 1966. The distribution and behavior of a tropical horned frog, *Cerathyla panamensis* Stejneger. *Herpetologica* 22(1):68-71.
- Myers, C.W. 1969. Snakes of the genus *Coniophanes* in Panama. *Amer. Mus. Novitates* 2372:1-28.
- Myers, C.W. 1969. The ecological geography of cloud forest in Panama. *Amer. Mus. Novitates* 2396:1-52.
- Myers, C.W. 1970. Amphibians and reptiles protected in Panama. *Herpetol. Rev.* 2(3):10.
- Myers, C.W. 1972. The status of herpetology in Panama. *Bull. Biol. Soc. Wash.* 2:199-209.
- Myers, C.W. 1974. The systematics of *Rhadinaea* (Colubridae), a genus of New World snakes. *Bull. Am. Mus. Nat. Hist.* 153:1-262.
- Myers, C.W. 1982. Spotted poison frogs: description of three new dendrobatids from western Amazonia, and resurrection of a lost species from "Chiriqui." *Amer. Mus. Novitates* 2721:1-23.
- Myers, C.W. 1987. New generic names for some neotropical poison frogs (Dendrobatidae). *Papeis Avulsos Zool. Saul Paulo* 36(25):301-306.
- Myers, C.W. 1991. Distribution of the dendrobatid frog *Colostethus chocoensis* and description of a related species occurring macrosympatrically. *Amer. Mus. Novitates* 3010:1-15.
- Myers, C.W. and J.W. Daly. 1967. Toxicity of Panamanian poison frogs (*Dendrobates*). Some biological and chemical aspects. *Science* 156:970-973.
- Myers, C.W. and J.W. Daly. 1976. Preliminary evaluation of skin toxins and vocalizations in taxonomic and evolutionary studies of poison-dart frogs (Dendrobatidae). *Bull. Amer. Mus. Nat. Hist.* 157:173-262.
- Myers, C.W. and J.W. Daly. 1983. Dart-Poison Frogs. *Sci. Amer.* Feb:120-133.
- Myers, C.W. and A.S. Rand. 1969. Checklist of amphibians and reptiles of Barro Colorado Island, Panama, with comments on faunal change and sampling. *Smithsonian Contributions to Zool.* 10:1-11.
- Myers, C.W. and L. Trueb. 1967. The hemipenis of an anomalepidid snake. *Herpetologica* 23(3):235-238.
- Nelson, C.E. 1966. Systematics and distribution of snakes of the Central American genus *Hydromorphus* (Colubridae). *Texas J. Sci.* 18:365-371.
- Nelson, C.E. 1972. Distribution and biology of *Chiasmocleis panamensis* (Amphibia: Microhylidae). *Copeia* 1972(4):895

-898.

- Nelson, C.E. 1972. Systematic studies of the North American microhylid Genus Gastrophryne. J. Herpetol. 6(2):111-137.
- Nelson, C.E. 1973. Gastrophryne. Cat. Amer. Amphib. Rept. 134:1-2.
- Nelson, C.E. 1973. Gastrophryne pictiventris. Cat. Amer. Amphib. Rept. 135:1-2.
- Netting, M.G. 1935. Hyla rosenbergi Boulenger, an addition to the fauna of the Panama Canal Zone. Annal. Carnegie Mus. 25:15-16.
- Netting, M.G. 1936. Notes on a collection of reptiles from Barro Colorado Island, Panama Canal Zone. Annal. Carnegie Mus. 25:113-120.
- Occhipinti, N.A. In Press. Diploglossus monotropis. Cat. Amer. Amphib. Rept.
- Occhipinti, N.A. and J. Villa. In Press. Diploglossus bilobatus. Cat. Amer. Amphib. Rept.
- Occhipinti, N.A. and J. Villa. In Press. Diploglossus montisilvestris. Cat. Amer. Amphib. Rept.
- Oftedal, O.T. 1974. A revision of the Genus Anadia (Sauria: Teiidae). Arg. Zool. 25:203-265.
- Oliver, J.A. 1942. A check list of the snakes of the Genus Leptophis, with descriptions of new forms. Occ. Pap. Mus. Zool., Univ. Mich. 462:1-19.
- Ortleb, E. and H. Heatwole. 1965. Comments on some Panamanian lizards with a key to the species from Barro Colorado Island, C. Z. and vicinity. Carib. J. Sci. 5:141-147.
- O'Shea, M.T. 1986. Nothopsis rugosus: distribution. Herpetol. Rev. 17:27.
- Quintero, J. M. 1959. Algo sobre serpientes venenosas de Panama. Publicaciones de La Revista "Lateria" #10. 22 p.
- Parker, H.W. 1926. The neotropical lizards of the Genera Lepidoblepharis, Pseudozonatodes, Lanthrogecko, and Sphaerodactylus, with the description of a new genus. Ann. Mag. Nat. Hist. Ser. 9:17:291-301.
- Pefaur, J.E. 1992. Checklist and bibliography (1960-85) of the Venezuelan herpetofauna. Smithsonian Herpetol. Inf. Serv. 89:1-54.
- Peracca, M.G. 1896. Rettili et amphibi raccolti nel Darien et a Panama dal Dott. E. Festa. Boll. Mus. Zool. Comp. Anat. Univ. Torino 11(235):1-4.
- Perez-Santos, C.E. 1986. Zoogeografia de los Ophidia en Colombia. Univ. Complutense, Madrid, 2 vols. 971 p.
- Perez-Santos, C.E. and A.G. Moreno. 1988. Ofidios de Colombia. Monografie VI. Museo Regionale di Scienze Naturali. Torino, Italy. 517 p.
- Peters, J.A. 1960. The snakes of the Subfamily Dipsadinae. Misc. Publ. Mus. Zool. Univ. Mich. 114:1-224.
- Peters, J.A. and B. Orejas-Miranda. 1970. Catalogue of the Neotropical Squamata. Part 1. Snakes. U.S. Nat. Mus. Bull. 297:1-247.

- Peters, J.A. and R. Donoso-Barros. 1970. Catalogue of the Neotropical Squamata. Part 2. Lizards and Amphisbaenids. U.S. Nat. Mus. Bull. 297:1-293.
- Peters, W.C.H. 1874. Note of Poriodogaster grayi Smith. Proc. Zool. Soc. London 1874:307.
- Picado, T.C. 1931. Serpientes Venenosas de Costa Rica. Reprinted ed. 1976. Univ. Costa Rica. San Jose. 241 p.
- Pickwell, G.V. and W.A. Culotta. 1980. Pelamis, P. platurus. Cat. Amer. Amphib. Rept. 255:1-4.
- Porrás, L. J.R. McCranie, and L.D. Wilson. 1981. The systematics and distribution of the hognose viper Bothrops nasuta Bocourt (Serpentes: Viperidae). Tulane Stud. Zool. Bot. 22:85-107.
- Powell, R. and S.A. Maxey. 1990. Hemidactylus brookii Gray. Cat. Amer. Amphib. Rept. 493.1-3.
- Pritchard, P.C.H. 1980. Dermochelys coriacea. Cat. Amer. Amphib. Rept. 238.1-4.
- Pritchard, P.C.H. and P. Trebbau. 1984. The Turtles of Venezuela. Soc. Stud. Amphib. Rept. Contrib. Herptol. 2:1-403.
- Rand, A.S. 1968. A nesting aggregation of Iguanas. Copeia 1968(3):552-561.
- Rand, A.S. 1972. The temperatures of iguana nests and their relation to incubation optima and to nesting sites and seasons. Herpetologica 28(3):252-253.
- Rand, A.S. 1983. Physalaemus pustulosus. Pp. 412-414 In: Janzen, D.H. ed. Costa Rican Natural History. Univ. Chicago Press. 816 p.
- Rand, A.S. 1984. Clutch size in Iguana iguana in Central Panama. Univ. Kansas Mus. Nat. Hist. Special Publ. 10:115-122.
- Rand, A.S. and H. Marx. 1967. Running speed of the lizard Basiliscus basiliscus on water. Copeia 1967(1):230-233.
- Rand, A.S. and E.P. Ortleb. 1969. Defensive display in the colubrid snake Pseustes poecilonotus shropshirei. Herpetologica 25(1):46-48.
- Rand, A.S. and M.H. Robinson. 1969. Predation on iguana nests. Herpetologica 25(3):172-174.
- Rand, A.S. and B.A. Dugan. 1980. Iguana egg mortality within the nest. Copeia 1980(3):531-534.
- Rand, A.S. and M.J. Ryan. 1981. The adaptive significance of a complex vocal repertoire in a neotropical frog. Z. Tierpsychol. 57:209-214.
- Rand, A.S., S. Guerrero, and R.M. Andrews. 1983. The ecological effects of malaria on populations of the lizard Anolis limifrons on Barro Colorado Island, Panama. pp. 455-471. In: Rhodin, A.G.J. and K. Miyata, eds. Advances in Herpetology and Evolutionary Biology. Mus. Comp. Zool. Cambridge, Mass. 725 p.
- Rand, A.S., B.A. Dugan, H. Monteza, and D. Vianda. 1990. The diet of a generalized folivore: Iguana iguana in Panama. J. Herpetolog. 24(2):211-214.
- Rand, A.S. and C.W. Myers. 1990. The herpetofauna of Barro Colorado Island, Panama: An ecological summary. Pp. 386-409. In A.H. Gentry ed. Four Neotropical rainforests.

- New Haven. Yale Univ. Press.
- Rand, A.S., M.J. Ryan, and K. Troyer. 1983. A population explosion in a tropical tree frog: Hyla rufitela on Barro Colorado Island, Panama. *Biotropica* 15(1):72-73.
- Robinson, D.C. 1983. Rana palmipes. Pp 415-416 *In*: Janzen, D.H., ed. *Costa Rican Natural History*. Univ. Chicago Press. 816 p.
- Robinson, D.C. 1983. Sceloporus malachiticus. Pp. 421-422 *In*: Janzen, D.H., ed. *Costa Rican Natural History*. Univ. Chicago Press. 816 p.
- Rodda, G.H. 1984. Movements of juvenile American crocodiles in Gatun Lake, Panama. *Herpetologica* 40(4):444-451.
- Roze, J.A. 1966. La Taxonomia y Zoogeografia de los Ofidios de Venezuela. Univ. Central Venezuela. 362 p.
- Roze, J.A. 1967. A checklist of the new world venomous coral snakes (Elaphidae) with descriptions of new forms. *Amer. Mus. Novitates* 2287:1-60.
- Roze, J.A. 1983. New world coral snakes (Elaphidae): a taxonomic and biological summary. *Mem. Inst. Butantan* 46:305-338.
- Ruibal, R. 1952. Revisionary studies of some South American Teiidae. *Bull. Mus. Comp. Zool.* 106(11):477-529.
- Ruiz-Carranza, P.M. and J.D. Lynch. 1991. Ranas Centrolenidae de Colombia I. Propuesta de una nueva clasificacion generica. *Lozania* 57:1-30.
- Ryan, M.J. 1985. *The Tungara Frog*. Univ. Chicago Press. 230 p.
- Ryan, M.J., G.A. Bartholomew, and A.S. Rand. 1983. Energetics of reproduction in a neotropical frog, Physalaemus pustulosus. *Ecology* 64(6):1456-1462.
- Savage, J.M. 1960. Evolution of a peninsular herpetofauna. *Syst. Zool.* 9(3):184-212.
- Savage, J.M. 1963. Studies on the lizard family Xantusiidae IV: The genera. *Los Angeles Co. Mus. Contrib. Sci.* 71:1-38.
- Savage, J.M. 1966. The origins and history of the Central American herpetofauna. *Copeia* 1966(4):719-766.
- Savage, J.M. 1968. The dentrobatid frogs of Central America. *Copeia* 1968(4):745-776.
- Savage, J.M. 1968. The distribution and synonymy of the neotropical frog, Eleutherodactylus moro. *Copeia* 1968(4): 878-879.
- Savage, J.M. 1970. On the trail of the golden frog: with Warszewicz and Gabb in Central America. *Proc. Calif. Acad. Sci.* 38(14):273-288.
- Savage, J.M. 1972. The harlequin frogs, Genus Atelopus, of Costa Rica and Western Panama. *Herpetologica* 28:77-94.
- Savage, J.M. 1973. Herpetological collections made by Dr. John F. Bransford, Assistant Surgeon, U.S.N. during the Nicaragua and Panama Canal Surveys (1872-1885). *J. Herpetol.* 7(1):35-38.
- Savage, J.M. 1973. The geographic distribution of frogs: patterns and predictions. Pp. 351-445. *In* *Evolutionary biology of the anurans*. J.L. Vial (ed.). Univ. Missouri Press. 470 p.

- Savage, J.M. 1974. The isthmian link and the evolution of neotropical mammals. Nat. Hist. Mus. Los. Angeles Co. Contrib. in Sci. 260:1-51.
- Savage, J.M. 1974. Type localities for species of amphibians and reptiles described from Costa Rica. Rev. Biol. Trop. 22(1):71-122.
- Savage, J.M. 1975. Systematics and distribution of the Mexican and Central American stream frogs related to Eleutherodactylus rugulosus Copeia 1975(2):254-306.
- Savage, J.M. 1981. A new species of the secretive colubrid snake Genus Geophis from Costa Rica. Copeia 1981(3):549-553.
- Savage, J.M. 1981. The systematic status of Central American frogs confused with Eleutherodactylus cruentus. Proc. Biol. Soc. Wash. 94:413-420.
- Savage, J.M. 1981. The tadpole of the Costa Rican fringe-limbed tree-frog Hyla fimbriembra. Proc. Biol. Soc. Wash. 1980(93):1177-1183.
- Savage, J.M. 1982. The enigma of the Central American herpetofauna: dispersals or vicariance? Ann. Missouri Bot. Garden 69:464-597.
- Savage, J.M. 1986. An introduction to the herpetofauna of Costa Rica. Soc. Stud. Amphib. Rept. Contrib. Herpetol. 3:1-207.
- Savage, J.M. 1987. Systematics and distribution of the Mexican and Central American rainfrogs of the Eleutherodactylus gollmeri group. Fieldiana: Zool., New Ser 33:1-57.
- Savage, J.M. and B.I. Crother. 1989. The status of Pliocercus and Urotheca (Serpentes: Colubridae), with a review of included species of coral snake mimics. Zool. J. Linn. Soc. 95:335-362.
- Savage, J.M. and J.E. DeWeese. 1981. The status of the Central American leptodactylid frogs Eleutherodactylus melanostictus (Cope) and Eleutherodactylus platyrhynchus (Gunther). Proc. Biol. Soc. Wash. 93:928-942.
- Savage, J.M. and M.A. Donnelly. 1988. Variation and systematics in the colubrid snakes of the Genus Hydromorphus. Amphibia-Reptilia 9:289-300.
- Savage, J.M. and M.A. Donnelly. 1992. The second collection of, and variation in, the rare neotropical toad Bufo peripatetes. J. Herpetol. 26(1):72-74.
- Savage, J.M. and S.B. Emerson. 1970. Central American frogs allied to Eleutherodactylus bransfordii (Cope): a problem of polymorphism. Copeia 1970(4):623-644.
- Savage, J.M. and C. Guyer. 1989. Infrageneric classification and species composition of the Anole Genera, Anolis, Cenonotus, Dactyloa, Norops, and Semiurus (Sauria: Iguanidae). Amphibia-Reptilia 10:105-116.
- Savage, J.M. and W.R. Heyer. 1967. Variation and distribution in the tree-frog Genus Phyllomedusa in Costa Rica, Central America. Beitrage zur Neotropischen fauna V(2):111-131.
- Savage, J.M. and W.R. Heyer. 1969. The tree-frogs (Family Hylidae) of Costa Rica: diagnosis and distribution. Rev. Biol. Trop. 16(1):1-127.

- Savage, J.M. and A.G. Kluge. 1961. Rediscovery of the strange Costa Rican toad Crepidius epioticus Cope. Rev. Biol. Trop. 9(1):39-51.
- Savage, J.M. and P.N. Lahanas. 1991. On the species of the colubrid snake Genus Ninia in Costa Rica and Western Panama. Herpetologica 47(1):37-53.
- Savage, J.M. and R.W. McDiarmid. 1992. Rediscovery of the Central American colubrid snake Sibon argus with comments on related species from the region. Copeia 1992(2):421-432.
- Savage, J.M. and N.J. Scott. 1987. The Immantodes (Serpentes: Colubridae) of Costa Rica: Two or three species? Rev. Biol. Trop. 33:107-132.
- Savage, J.M. and J.B. Slowinski. 1992. The colouration of the venomous coral snakes (Family Elapidae) and their mimics (Families Aniliidae and Colubridae). Biol. J. Linn. Soc. 45:235-254.
- Savage, J.M. and J.J. Talbot. 1978. The giant anoline lizards of Costa Rica and Western Panama. Copeia 1978(3):480-492.
- Savage, J.M. and J.L. Vial. 1974. The venomous coral snakes (Genus Micrurus) of Costa Rica. Rev. Biol. Trop. 21(2):295-349.
- Savage, J.M. and J. Villa. 1986. Introduction to the Herpetofauna of Costa Rica. Soc. Stud. Amphib. Rept. Contrib. to Herp. 3:1-207.
- Savage, J.M. and M.H. Wake. 1972. Geographic variation and systematics of the Middle American caecilians, Genera Dermophis and Gymnopsis. Copeia 1972(4):680-695.
- Schmidt, K.P. 1933. Amphibians and reptiles collected by the Smithsonian Biological Survey of the Panama Canal Zone. Smithsonian Misc. Coll. 89(1):1-20.
- Schmidt, K.P. 1946. Turtles collected by the Smithsonian Biological Survey of the Panama Canal Zone. Smithsonian Misc. Coll. 106(8):1-9.
- Schmidt, K.P. and A.S. Rand. 1957. Geographic variation in the Central American colubrine snake Ninia sebae. Fieldiana: Zool. 39(10):73-84.
- Schwartz, A. 1973. Sphaerodactylus Wagler. Cat. Amer. Amphib. Rept. 142.1-2.
- Schwartz, A. and D.C. Fowler. 1973. The anura of Jamaica: a progress report. Studies of the Fauna of Curacao and other Caribbean islands. XLIII(142):50-142.
- Schwartz, A. and R.W. Henderson. 1991. Amphibians and reptiles of the West Indies: descriptions, distributions, and natural history. Univ. Florida Press. Gainesville, 720 p.
- Schwartz, J.J. 1991. Why stop calling? A study of unison bout singing in a neotropical treefrog. Anim. Behav. 42(4):565-577.
- Schwartz, J.J. and A.S. Rand. 1991. The consequences for communication of call overlap in the Tungara frog, a neotropical anuran with a frequency-modulated call. Ethology 89(1):73-83.
- Scott, N.J. 1969. A zoogeographic analysis of the snakes of Costa Rica. Ph.D. Diss. Univ. S. California. 390 p.
- Scott, N.J. and A. Starrett. 1974. An unusual breeding

- aggregation of frogs, with notes on the ecology of Agalychnis spurrelli (Anura: Hylidae). Bull. S. Calif. Acad. Sci. 73:86-94.
- Scott, N.J. J.M. Savage, and D.C. Robinson. 1983. Checklist of reptiles and amphibians (of Costa Rica). Pp 367-374. In Janzen, D.H. ed. Costa Rican Natural History. Univ. Chicago Press. 816 p.
- Seidel, M.E. and H.M. Smith. 1986. Chrysemys, Pseudemys, Trachemys (Testudines: Emydidae): did Agassiz have it right? Herpetologica 42:238-244.
- Sexton, O.J. and H. Heatwole. 1965. Life history notes on some Panamanian snakes. Carib. J. Sci. 5:39-43.
- Sexton, O.J., H. Heatwole, and D. Knight. 1964. Correlation of microdistribution of some Panamanian reptiles and amphibians with structural organization of the habitat. Carib. J. Sci. 4(1):261-295.
- Sexton, O.J., H. Heatwole, and E. Meseth. 1963. Seasonal population changes in the lizard Anolis limifrons in Panama. Amer. Midl. Nat. 69:482-491.
- Shreve, B. 1935. On a new tocid and amphibia from Panama, Ecuador, and Paraguay. Occ. Pap. Boston Soc. Nat. Hist. 8:209-218.
- Silverstone, P.A. 1975. A revision of the poison-arrow frogs of the Genus Dendrobates Wagler. Nat. Hist. Mus. Los Angeles Co. Sci. Bull. 21:1-55.
- Silverstone, P.A. 1976. A revision of the poison-arrow frogs of the Genus Phyllobates Bibron in Sagra (Family Dendrobatidae). Nat. Hist. Mus. Los Angeles Co. Sci. Bull. 27:1-53.
- Slevin, J.R. 1942. Notes on a collection of reptiles from Boquete, Panama, with the description of a new species of Hydromorphus. Proc. Calif. Acad. Sci. (4.Ser.)23:463-480.
- Solis, F.A. 1991. Clelia scytalina. Herpetol. Rev. 22(4):135.
- Smith, H.M. 1939. The Mexican and Central American lizards of the Genus Sceloporus. Field Mus. Nat. Hist., Zool. Ser. 26: 1-397.
- Smith, H.M. 1958. Handlist of the snakes of Panama. Herpetologica 14(3):222-224.
- Smith, H.M. 1987. Current nomenclature for the names and material cited in Gunther's Reptilia and Batrachia volume of the Biologia Centrali-Americana. Pp. xxiii-li. In: 1987 reprint ed. Soc. Stud. Amphib. Rept. Facs. Rep. Herp. 575 p.
- Smith, H.M. and C.B. Bumzaham. 1955. The identity of the trans-isthmic populations of the Malachite tree-lizard (Sceloporus malachiticus Cope). Herpetologica 11(2):118-120.
- Smith, H.M., K. Fitzgerald, G. Perez-Hilgareda, and D. Chizar. 1986. A taxonomic rearrangement of the snakes of the Genus Scaphiodontophis. Bull. Maryland Herpetol. Soc. 22:159-166.
- Smith, H.M. and C. Grant. 1958. New and noteworthy snakes from Panama. Herpetologica 14(3):207-215.
- Smith, H.M. and C. Grant. 1961. The Mourning gecko in the Americas. Herpetologica 17(1):68.
- Smith, H.M., K.L. Williams, and G. Perez-Hilgareda. 1986. The

- specific name for the Linnaean Oxyrhopus, or the Calico False Coral snake. Bull. Maryland Herpetol. Soc. 22:10-13.
- Smith, R. E. 1968. Studies on reproduction in Costa Rican Ameiva festiva and Ameiva quadrilineata (Sauria: Teiidae). Copeia 1968(2):236-239.
- Stejneger, L. 1911. Descriptions of three new batrachians from Costa Rica and Panama. Proc. U.S. Nat. Mus. 41:285-288.
- Stuart, L.C. 1941. Studies on Neotropical Colubridae. VIII. A revision of the Genus Dryadophis Stuart, 1939. Misc. Publ. Mus. Zool. Univ. Mich. 49:1-106.
- Stuart, L.C. 1963. A checklist of the herpetofauna of Guatemala. Misc. Publ. Mus. Zool., Univ. Mich. 122:1-150.
- Stuart, L.C. 1966. The environment of the Central American cold-blooded vertebrate fauna. Copeia 1966(4):684-699.
- Stull, O.G. 1935. A checklist of the Family Boidae. Proc. Boston Soc. Nat. Hist. 40:387-408.
- Swanson, P.L. 1950. The iguana Iguana iguana iguana (L). Herpetologica 6(7):187-193.
- Telford, S.R. Jr. 1969. A new saurian malarial parasite Plasmodium balli from Panama. J. Protozool. 16(3):431-437.
- Telford, S.R. Jr. 1970. Saurian malarial parasites in Eastern Panama. J. Protozool. 17(4):566-574.
- Telford, S.R. Jr. and H.W. Campbell. 1970. Ecological observations on an all female population of the lizard Lepidophyma flavimaculatum (Xantusiidae) in Panama. Copeia 1970(2):379-381.
- Thomas, R. 1975. The argus group of West Indian Sphaerodactylus (Sauria: Gekkonidae). Herpetologica 31(2):177-195.
- Trapido, H. 1953. A new frog from Panama. Fieldiana 34(15):181-187.
- Trapido, H, P. Galindo, and S.J. Carpenter. 1955. A survey of forest mosquitoes in relation to Sylvan yellow fever in the Panama isthmian area. Amer. J. Trop. Med. Hygiene 4(3):525-542.
- Trueb, L. and D. Cannatella. 1986. Systematics, morphology and phylogeny of the Genus Pipa (Anura: Pipidae). Herpetologica 42(4):412-449.
- Tuttle, M.D. and M.J. Ryan. 1982. The role of synchronized calling, ambient light, and ambient noise in anti-bat predator behavior of a treefrog. Behav. Ecol. Sociobiol. 11(2):125-131.
- Uzzell, T.M. 1965. Teiid lizards of the Genus Echinosaura. Copeia 1965(1):82-89.
- Vanzolini, P.E. 1951. Amphisbaena fuliginosa. Contribution to the knowledge of the Brazilian lizards of the Family Amphisbaenidae Gray, 1825. 6. On the geographical distribution and differentiation of Amphisbaena fuliginosa Linn. Bull. Mus. Comp. Zool. 106:1-67.
- Vanzolini, P.E. 1977. An annotated bibliography of the land and fresh-water reptiles of South America (1758-1975). 2 vol. 316 p.

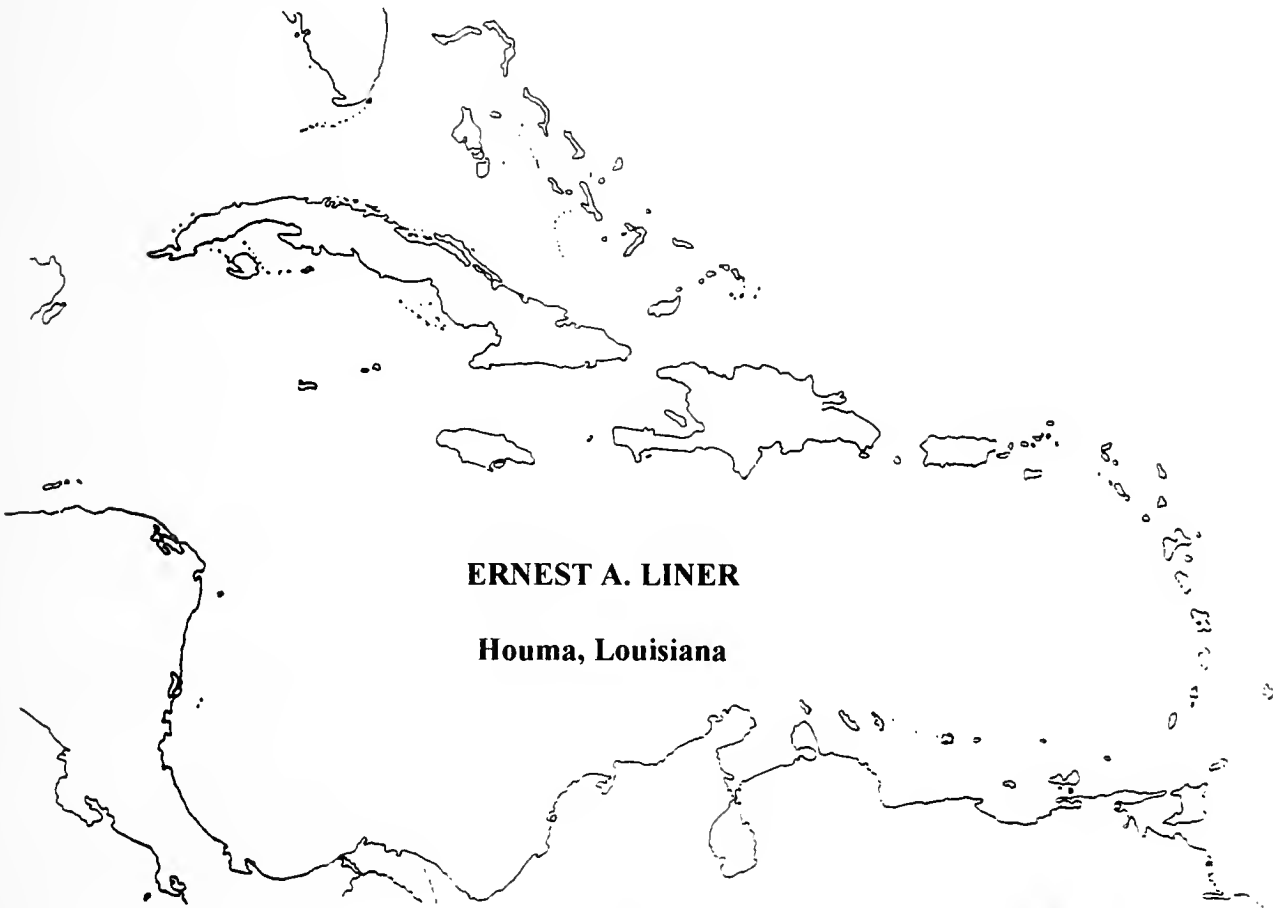
- Vanzolini, P.E. 1986. Addenda and corrigenda to the Catalogue of Neotropical Squamata. Smithsonian Herpetol. Info. Ser. 70:1-25.
- Vanzolini, P.E. and W.R. Heyer. 1990. The American herpetofauna and the interchange. pp. 475-487. In: Stehli, F.G. and S.D. Webb, eds. The Great American Biotic Interchange. Plenum Press. New York, London. 532 p.
- Vial, J.L. 1968. The ecology of the tropical salamander, Bolitoglossa subpalmata, in Costa Rica. Rev. Biol. Trop. 15:13-115.
- Vial, J.L. and J.M. Jimenez-Porras. 1967. The ecogeography of the bushmaster, Lachesis muta, in Central America. Amer. Mid. Nat. 78:182-187.
- Villa, J. 1983. Nicaraguan fishes, amphibians and reptiles a checklist and bibliography. Escuela de Ecologia y Recursos Naturales, Universidad Centroamericana. Managua, Nicaragua. Also Wildlife Publ., Inc. Hollywood, Florida. 53 p.
- Villa, J. 1988. Rana vibicaria (Cope). Cat. Amer. Amphib. Rept. 437.1-2.
- Villa, J. 1990. Rana warszewitschii (Schmidt). Cat. Amer. Amphib. Rept. 459.1-2.
- Villa, J. 1990. Hydromorphus Peters. Central American watersnakes. Cat. Amer. Amphib. Rept. 472.1-2.
- Villa, J. and N.A. Occhipinti. 1988. Diploglossus montisilvestris Myers. Cat. Amer. Amphib. Rept. 444.1
- Villa, J. and L.D. Wilson. 1990. Ungaliophis Muller. Central American Dwarf boas. Cat. Amer. Amphib. Rept. 480.1-4.
- Wake, D.B. 1970. The abundance and diversity of tropical salamanders. Amer. Nat. 104(936):211-213.
- Wake, D.B. 1980. Reproduction, growth, and population structure of the Central American caecilian Dermophis mexicanus. Herpetologica 36(3):244-256.
- Wake, D.B. 1987. Adaptive radiation of salamanders in Middle American cloud forests. Ann. Missouri Botan. Garden 74:242-264.
- Wake, D.B. and A.H. Brame. 1963. The status of the plethodontid salamander Genera Bolitoglossa and Magnadigita. Copeia 1963(2):382-387.
- Wake, D.B. and P. Elias. 1983. New genera and a new species of Central American salamanders, with a review of the tropical genera (Amphibia, Caudata, Plethodontidae). Contrib. Sci. Nat. Hist. Mus. Los Angeles Co. 345:1-19.
- Wake, D.B. and J.F. Lynch. 1976. The distribution, ecology and evolutionary history of plethodontid salamanders in tropical America. Nat. Hist. Mus. Los Angeles Co., Sci. Bull 25:1-65.
- Wake, M.H. 1988. Gymnopsis Peters. Cat. Amer. Amphib. Rept. 411.1-2.
- Webb, S.D. 1976. Mammalian faunal dynamics of the Great American Interchange. Paleobiol. 2(3):220-234.
- Wellman, J. 1963. A revision of the snakes of the Genus Conophis. Univ. Kansas Publ. Mus. Nat. Hist. 15:251-295.

- Wells, K.D. 1979. Reproductive behavior and male mating success in a neotropical toad, Bufo typhonius. *Biotropica* 11(4):301-307.
- Wells, K.D. 1980. Behavior ecology and social organization of a dendrobatid frog (Colothethus inqualis). *Behav. Ecol. Sociobiol.* 6:199-209.
- Wells, K.D. 1981. Vocal responses to conspecific calls in a neotropical hyloid frog, Hyla ebraccata. *Copeia* 1981(3):615-624.
- Wells, K.D. and K.M. Bard. 1988. Parental behavior of an aquatic-breeding tropical frog, Leptodactylus bolivianus. *J. Herpetol.* 22(3):361-364.
- Wells, K.D. and J.J. Schwartz. 1982. The effect of vegetation on the propagation of calls in the neotropical frog Centrolenella fleischmanni. *Herpetologica* 38(4):449-455.
- Wells, K.D. and J.J. Schwartz. 1984. Vocal communication in a neotropical treefrog, Hyla ebraccata: advertisement calls. *Anim. Behav.* 32:405-420.
- Wells, K.D. and T.L. Taigen. 1989. Calling energetics of a neotropical treefrog, Hyla microcephala. *Behav. Ecol. Sociobiol.* 25:13-22.
- Werman, S.D. 1984. Taxonomic comments on the Costa Rican Pit viper Bothrops picadoi. *J. Herpetol.* 18(2):207-210.
- Wiest, J.A. 1978. Revision of the neotropical snake Genus Chironius Fitzinger (Serpentes: Colubridae). Ph.D. thesis, Texas A. and M. Univ. 336 p.
- Wilczynski, W. and E.A. Brenowitz. 1988. Acoustic cues mediate inter-male spacing in a neotropical frog. *Anim. Behav.* 36(4):1054-1063.
- Williams, E.E. 1984. New or problematic Anolis from Colombia III. Two new semiaquatic anoles from Antioquia and Choco, Colombia. *Breviora Mus. Comp. Zool.* 478:1-22.
- Williams, E.E. 1991 (manuscript). The morphological characters used in Anole key described, defined and illustrated.
- Williams, K.L. 1988. Systematics and natural history of the American Milk snake Lampropeltis triangulum. *Mil. Publ. Mus.* 2nd. ed. 176 p.
- Wilson, L.D. 1973. Masticophis Baird and Girard. *Cat. Amer. Amphib. Rept.* 144:1-2.
- Wilson, L.D. 1975. Drymobius. *Cat. Amer. Amphib. Rept.* 170:1-2.
- Wilson, L.D. 1975. Drymobius chloroticus. *Cat. Amer. Amphib. Rept.* 171:1-2.
- Wilson, L.D. 1975. Drymobius margaritiferus. *Cat. Amer. Amphib. Rept.* 172:1-2.
- Wilson, L.D. 1982. A review of the colubrid snakes of the Genus Tantilla of Central America. *Milwaukee. Publ. Mus. Contrib. Biol. Geol.* 52:1-77.
- Wilson, L.D. 1982. Masticophis mentovarius (Dumeril, Bibron, and Dumeril). *Cat. Amer. Amphib. Rept.* 295.1-4.
- Wilson, L.D. 1982. Tantilla. *Cat. Amer. Amphib. Rept.* 307.1-4.
- Wilson, L.D. 1985. Tantilla reticulata Cope. *Cat. Amer. Amphib. Rept.* 370.1.
- Wilson, L.D. 1985. Tantilla albiceps Barbour. *Cat. Amer. Amphib. Rept.* 377.1.
- Wilson, L.D. 1985. Tantilla annulata (Boettger). *Cat. Amer.*

- Amphib. Rept. 379:1.
- Wilson, L.D. 1986. Tantilla alticola (Boulenger). Cat. Amer. Amphib. Rept. 400:1.
- Wilson, L.D. 1987. A resume of the colubrid snakes of the Genus Tantilla of South America. Mil. Publ. Mus. Cont. Biol. Geol. 68:1-35.
- Wilson, L.D. 1987. Tantilla schistosa (Bocourt). Cat. Amer. Amphib. Rept. 409:1-2.
- Wilson, L.D. 1988. Amastridium Cope. Cat. Amer. Amphib. Rept. 449.1-3.
- Wilson, L.D. and J.R. McCranie. 1984. Bothrops nasuta Bocourt. Cat. Amer. Amphib. Rept. 349.1-2.
- Wilson, L.D., J.R. McCranie, and L. Porras. 1977. Taxonomic notes on Tantilla (Colubridae) from tropical America. Bull. S. Calif. Acad. Sci. 76:49-56.
- Wilson, L.D. and C.E. Mena. 1980. Systematics of the melanocephala group of the colubrid snake Genus Tantilla. San Diego Soc. Nat. Hist. 11:1-58.
- Wilson, L.D. 1969 and J.R. Meyer. A review of the colubrid snake Genus Amastridium. Bull. S. California Acad. Sci. 68:145-159.
- Wilson, R.V. and G.R. Zug. 1991. Lepidochelys kempii (Garman) Kemp's Ridley Sea Turtle, Tortuga Lora. Cat. Amer. Amphib. Rept. 509.1-8.
- Woodring, W.P. 1957. Geology and paleontology of Canal Zone and adjoining parts of Panama. Geol. Sur. Prof. Paper 306-A: 1-145. U.S. Gov. Printing Office, Washington, D.C.
- Wright, S.J. 1979. Competition between insectivorous lizards and birds in Central Panama. Amer. Zool. 19:1145-1156.
- Yingling, P. 1972. A review of the colubrid snake Imantodes gemmistratus. M.S. thesis. San Diego St. Coll. California. 87 p.
- Zug, G.R. and A.S. Rand. 1987. Estimation of age in nesting female Iguana iguana: testing skeletochronology in a tropical lizard. Amphibia-Reptilia 8(3):237-250.
- Zug, G.R. and P.B. Zug. 1979. The marine toad, Bufo marinus a natural history resume of native populations. Smithsonian Contrib. Zool 284:1-58.
- Zweifel, R.G. 1964. Life history of Phrynohyas venulosa (Salientia: Hylidae) in Panama. Copeia 1964(1):201-208.
- Zweifel, R.G. 1964. Distribution and life history of the Central American frog, Rana vibicaria. Copeia 1964(2):300-308.
- Zweifel, R.G. 1965. Distribution and mating calls of the Panamanian toads, Bufo coccifer and B. granulosis. Copeia 1965(1):108-110.

70
066
EPT

**BIBLIOGRAPHY AND SCIENTIFIC NAME INDEX
TO
AMPHIBIANS AND REPTILES
PUBLISHED IN THE CARIBBEAN JOURNAL OF
SCIENCE
VOLUMES 1-25, 1961-1989**



ERNEST A. LINER

Houma, Louisiana



**SMITHSONIAN
HERPETOLOGICAL INFORMATION
SERVICE
NO. 99**

1994

**SMITHSONIAN
HERPETOLOGICAL
INFORMATION
SERVICE**

The SHIS series publishes and distributes translations, bibliographies, indices, and similar items judged useful to individuals interested in the biology of amphibians and reptiles, but unlikely to be published in the normal technical journals. Single copies are distributed free to interested individuals. Libraries, herpetological associations, and research laboratories are invited to exchange their publications with the Division of Amphibians and Reptiles.

We wish to encourage individuals to share their bibliographies, translations, etc. with other herpetologists through the SHIS series. If you have such items please contact George Zug for instructions on preparation and submission. Contributors receive 50 free copies.

Please address all requests for copies and inquiries to George Zug, Division of Amphibians and Reptiles, National Museum of Natural History, Smithsonian Institution, Washington DC 20560 USA. Please include a self-addressed mailing label with requests.

INTRODUCTION

The present alphabetical listing by author(s) covers all the papers concerning herpetology that have appeared in the first twenty-five volumes of the Caribbean Journal of Science from 1961 through 1989.

All junior authors are listed alphabetically and cross referenced to the senior author. All articles in this bibliography can be located by knowing the author(s) or the title. All articles with original names are preceded by an *.

While the journal was originally a quarterly it was issued irregularly, sometimes in different years to that given on the cover. The actual date of issue is stamped (or printed) on the cover. In those cases where this is indicated the original year is given followed by the actual year of issue. Sometimes two numbers were in one, sometimes four with continuous paging except for volume 4 which continued paging from Volume 3. Volumes 15 and 19 (1-2) (3-4) each began with page 1. Volume 23 skipped pages 153-225 between numbers 1 and 2. Presently the journal is issued twice a year with two numbers in one. In Volumes 15 and 19 in the bibliography and scientific name index the issue number is included as well as the issue number thereby causing the seeming inconsistency.

All herpetological scientific names are listed alphabetically and referenced to the article(s) where they are mentioned. No scientific names in bibliographies are included. All original spellings have been maintained except those ending in i or ii. Double ii is used when both are used. The volume number and the first page number of the article where the name appears are given. All original names are boldfaced and the page number given identifies the article and not the page number of the name.

The author wishes to thank C. Gans for suggesting this project and to G. R. Zug and W. R. Heyer for suggesting the scientific name index.

BIBLIOGRAPHY

- Acuna, Mercedes I. 1975. Hematologia normal de Iguana iguana (Linne, 1758). 1. Aspectos citomorfológicos y comparaciones intraespecíficas. 15 (1-2): 71.
- Alvarez, Vicente Berovides, see Lopez, Georgina Espinosa and Caridad Gonzales Suarez, 1985.
- Anonymous. 1961. Institute of Caribbean Studies field excursion to Isla Mona. 1: 30.
- Anthony, Donald, see Arendt, Wayne J., 1986 (1987).
- Arendt, Wayne J. 1986 (1987). An observation of Iguana iguana feeding on eggs of the cattle egret (Bubulcus ibis) at Fox's Bay, Montserrat, West Indies; A case of predation or scavenging? 22: 221.
- and Donald Anthony. 1986 (1987). Bat predation by the St. Lucia boa (Boa constrictor orophias). 22: 219.
- Campbell, Howard W. 1971. Observations on the thermal activity of some tropical lizards of the genus Anolis (Iguanidae). 11: 17.
- Campos, Neris B. Reyes. 1971 (1972). Observaciones sobre la conducta del coqui, Eleutherodactylus coqui. 11: 209.
- Carey, W. Michael. 1972. The herpetology of Anegada, British Virgin Islands. 12: 79.
- Carpenter, Charles C. and James C. Gillingham. 1984. Giant centipede (Scolopendra alternans) attacks marine toad (Bufo marinus). 20: 71.
- Carter, Jeanne Y., see Wilcox, Karen and L. V. Wilcox, Jr., 1973.
- Censky, Ellen J. 1989 (1990). Eleutherodactylus johnstonei (Salientia: Leptodactylidae) from Anguilla, West Indies. 25: 229.
- Christian, Keith. 1986 (1987). Aspects of the life history of Cuban iguanas on Isla Magueyas, Puerto Rico. 22: 159.
- Clark, Donald R. 1973. Temperature responses of three Costa Rican lizards (Anolis). 13: 199.
- Cofresi-Sala, Fernando. 1964. Notes on distribution and a redescription of Mesocoelium dandorthi Hoffman, 1935, (Trematoda: Brachycoeliidae). 4: 435.
- and Elena Rodriguez de Vega. 1963. A new host record for Mesocoelium danforthi Hoffman, 1935 (Trematoda: Brachycoeliidae) 3: 213.
- Corn, Michael J. 1974. Report on the first certain collection of Ungaliophis panamensis from Costa Rica. 14: 167.
- Cova, Luis J., see Leon, Juan R., 1973.
- de Vega, Elena Rodriguez. 1970. Estudio taxonomico de endoparasitos de algunos anfibios: Abs. 10: 211.
- de Vega, Elena Rodriguez, see also Cofresi-Sala, Fernando, 1963.
- Diaz, Humberto Granados, see Rivero, Juan A., 1989 (1990).
- *Dole, Jim W. and Pedro Durant. 1972. A new species of Colostethus (Amphibia: Salientia) from the Merida Andes, Venezuela. 12: 191.

- *Donoso-Barros, B. 1964 (1965). A new dendrobatid frog, Prostherapis riveroi from Venezuela. 4: 485.
- . 1965 (1966). Nota sobre la culebra falsa coral del Oriente de Venezuela (Erythrolamprus beaupertuisi) Dumeril y Bibron, 1854 (Reptilis: Colubridae). 5: 59.
- *----- . 1968a. Un nuevo anuro de los Andes de Venezuela. 8: 31.
- . 1968b. The lizards of Venezuela (Check list and key). 8: 105.
- Dunkley, L. C., see Metterick, D. F., 1968.
- Durant, Pedro, see Dole, Jim W., 1972.
- Estremero, Ernesto, see Rivero, Juan A., Horacio Mayorea and Ivette Izquierdo, 1980 (1981).
- Fitch, Henry S. 1973. Observations on the population ecology of the Central American iguanid lizard Anolis cupreus. 13: 215.
- Fouquette, M. J., Jr. 1966 (1968). Some hylid frogs of the Canal Zone, with special reference to call structure. 6: 167.
- Fulton, Alice W., see Fulton, McDonald, 1962; 1965.
- Fulton, McDonald. 1965 (1966). The bacterium Aeromonas hydrophila from lizards of the genus Anolis in Puerto Rico. 5: 99.
- and Alice W. Fulton. 1962. Grupos de bacterias aerobicas aisladas de reptiles en Puerto Rico. 2: 105.
- and ----- . 1965 (1966). Possible Caribbean habitat of the rare salmonella Type S abaetetuba. 5: 95.
- *Gali, Frank and Orlando Garrido. 1986 (1987). Two new subspecies of Ameiva auberi (Reptilia: Teiidae) from Cuba. 22: 165.
- Garrett, Kimball L., see McFarland, Donald A., 1989.
- Garrick, Leslie D., Robert L. Sutton and Jeffrey W. Lang. 1985. Observations on the largest Jamaican tree frog, Calyptahyla crucialis. 21: 159.
- *Garrido, Orlando H. 1972. Anolis bremeri Barbour (Lacertilia: Iguanidae) en el Occident de Cuba e Isla de Pinos. 12: 59.
- . 1983. Nueva especie de Anolis (Lacertilia: Iguanidae) de la Sierra del Turquino, Cuba. 19 (3-4): 71.
- Garrido, Orlando H., see also Gali, Frank, 1986; Schwartz, Albert, 1971.
- Gicca, Diderot. 1980 (1981). The status and distribution of Cyclura r. rileyi (Reptilia: Iguanidae) a Bahamian rock iguana. 16: 9.
- Gillingham, James C., see Carpenter, Charles C., 1984.
- Gorman, George C. 1980 (1981). Anolis occultus, a small cryptic canopy lizard: Are there pair bonds? 15 (3-4): 29.
- , Carl S. Lieb and Robert H. Harwood. 1984. The relationships of Anolis gadovi: Albumin immunological evidence. 20: 145.

- Greding, Edward J., Jr. 1971 (1972). Comparative rates of learning in frogs (Ranidae) and toads (Bufonidae). 11: 203.
- . 1972. An unusually large toad (Anura: Bufonidae) from the lower southeastern slope of Volcan Turrialba, with a key to the Bufo of Costa Rica. 12: 91.
- and Victor J. Hellebuyck G. 1980 (1981). Selection among five species of ecological separation by prey Central American anuran amphibians. 16: 23.
- *Hardy, Jerry D., Jr. 1966 (1967). Geographic variation in the West Indian lizard, Anolis angusticeps, with the description of a new form, Anolis angusticeps paternus subsp. nov. from the Isle of Pines, Cuba (Reptilis: Iguanidae). 6: 23.
- Harwood, Robert H., see Gorman, George C. and Carl S. Lieb., 1984.
- Heatwole, Harold. 1961a. Institute of Caribbean Studies field excursion to Isla Mona: Herpetology. 1: 32.
- . 1961b. Recent publications of the Caribbean area: Zoology. 1: 73.
- . 1961c. Review of current work in vertebrate zoology (exclusive of birds and marine forms). 1: 83.
- . 1961d. Recent publications on the Caribbean area: Vertebrate zoology (excluding birds and marine forms). 1: 118.
- . 1961e. Recent publications on the Caribbean area: Herpetology. 1: 153.
- . 1962a. Recent publications on the Caribbean area: Herpetology. 2: 46.
- . 1962b. Recent publications on the Caribbean area: Herpetology. 2: 86.
- . 1962c. Recent publications on the Caribbean area: Herpetology. 2: 178.
- . 1963a. Ecologic segregation of two species of tropical frogs of the genus Eleutherodactylus. 3: 17.
- . 1963b. Recent publications on the Caribbean area: Herpetology. 3: 187.
- . 1963c. Recent publications received on the Caribbean area: Herpetology. 3: 251.
- . 1964. Recent publications received on the Caribbean area: Herpetology. 4: 447.
- . 1964 (1965). Recent publications received on the Caribbean area: Herpetology. 4: 554.
- . 1965 (1966)a. Factors affecting evaporative loss in Eleutherodactylus: Abs. 5: 176.
- . 1965 (1966)b. Recent publications received on the Caribbean area: Herpetology. 5: 179.
- . 1968 (1968). Defensive behaviour on some Panamanian scorpions. 7: 15.
- , Larry Kelts, Richard Levins and Frank Torres. 1963. Faunal notes on Culebra Island, Puerto Rico. 3: 29.
- , Donald S. Sade and Richard Hildreth. 1963. Herpetogeography of Puerto Rico. 1. Herpetofauna of Cayo Santiago and Cayo Batata. 3: 1.

- Heatwole, Harold, see also Levins, Richard, 1963; Ortleb, Edward, 1965 (1966); Rolle, Francis J., Richard Levins and Frank Torres, 1964; Sexton, Owen J., 1965 (1966); Sexton, Owen J. and Dennis Knight, 1964; Sexton, Owen J., 1965 (1966) 2.
- Hedges, S. Blair. 1987 (1988). Vocalization and habitat preference of the Jamaican treefrog Hyla marianae (Anura: Hylidae). 23: 380.
- . 1989. Geographic protein variation in the Jamaican blind snake, Typhlops jamaicensis (Serpentes: Typhlopidae). 25: 93.
- . 1989 (1990). An island radiation: Allozyme evolution in Jamaican frogs of the genus Eleutherodactylus (Leptodactylidae). 25: 123.
- Hellebuyck G, Victor J., see Greeding, Edward J., Jr., 1980 (1981).
- *Henderson, Robert W. 1989 (1990). A new subspecies of Alsophis antiquae (Serpentes: Colubridae) from Great Bird Island (Antigua), Lesser Antilles. 25: 119.
- Hildreth, Richard, see Heatwole, Harold and Donald S. Sade, 1963.
- Hirth, Harold F. and Douglas A. Samson. 1987 (1988). Nesting behavior of green turtles (Chelonia mydas) at Tortuguero, Costa Rica. 23: 374.
- Hoffman, Charles A., Jr., see Wing, Elizabeth S. and Clayton E. Ray, 1968.
- Irizarry, Maria de los Angeles, see Rivero, Juan A. and Lucille Oliver, 1987.
- Iverson, John B. 1986 (1987). Notes on the natural history of the Caicos Islands dwarf boa, Tropidophis greenwayi. 22: 191.
- Izquierdo, Ivette, see Rivero, Juan A., Horacio Mayorga and Ernesto Estremera, 1980 (1981).
- Joglar, Rafael. 1983. Estudio fenetico del genero Eleutherodactylus en Puerto Rico. 19 (3-4): 33.
- and Juan A. Rivero. 1986. Simonimia de Eleutherodactylus ramosi Rivero. 22: 123.
- Joglar, Rafael, see also Rivero, Juan A. and Idabelle Vasquez, 1982.
- Jones, Kirkland L. 1980 (1981). Frog diversity in the Lesser Antilles. 16: 19.
- Keiser, Edmund D., Jr. 1969. Evidence of a dichromatic population of the vine snake Oxybelis fulgidus (Daudin) on the Islas de la Bahia of Honduras. 9: 31.
- Kelts, Larry, see Heatwole, Harold, Richard Levins and Frank Torres, 1963.
- Kenny, Julian S. 1966 (1967). Nest building in Phyllomedusa trinitatis Mertens. 6: 15.
- . 1968. Early development and larval natural history of Phyllomedusa trinitatis Mertens. 8: 35.
- Knight, Dennis, see Sexton, Owen J. and Harold Heatwole, 1964.

- LaMarca, Enrique and Hobart M. Smith. 1982. The anuran named Hyla loveridgei Rivero. 18: 21.
- Lang, Jeffrey W., see Garrick, Leslie D. and Robert L. Sutton, 1985.
- Leon, J. R. 1975. Desarrollo temprano y notas sobre la historia natural de la larva de Hyla x-signata (Amphibia: Hylidae). 15 (1-2): 57.
- and Luis J. Cova. 1973. Reproduccion de Cnemidophorus lemniscatus (Sauria: Teiidae) en Cumana, Venezuela. 13: 63.
- and Lilia J. Ruiz. 1971 (1972). Reproduccion de la lagartija, Ameiva bifrontata (Sauria: Teiidae) 11: 195.
- Leon, J. R., see also Perez, J. E. and C. Ojeda, 1975.
- Levins, Richard and Harold Heatwole. 1963. On the distribution of organisms on islands. 3: 173.
- Levins, Richard, see also Heatwole, Harold, Larry Kelts and Frank Torres, 1963; Rolle, Francis J., Harold Heatwole and Frank Torres, 1964.
- Liburd, Eugene McLaren, see Martinez-Albelo, L. E., 1963.
- Lieb, Carl S., see Gorman, George C. and Robert H. Harwood, 1984.
- Lofton, Horace. 1965 (1966). On unusual distributional records from the Panama Canal Zone region. 5: 83.
- Lopez, Georgina Espinosa, Caridad Gonzalez Suarez and Vicente Berovides Alvarez. 1985. Albumina de suero y esterases de musculo en poblaciones de Anolis porcatus Gray 1840 del Occidentede Cuba. 21: 55.
- McCarthy, Timothy J. 1982. A note on the reproduction in Laemanctus longipes in Belize (Sauria: Iguanidae). 18: 133.
- McFarlane, Donald A. and Kimball L. Garrett. 1989. The prey of common barn-owls (Tyto alba) in dry limestone scrub forest of southern Jamaica. 25: 21.
- McManus, J. J. and D. W. Nellis. 1975. The critical thermal maximum of the marine toad, Bufo marinus. 15 (1-2): 67.
- Maldonado, Angel A., see Ortiz, Evelina, 1966 (1967).
- Maldonado, Janaro, see Rivero, Juan A. and Horacio Mayorga, 1963.
- Martinez-Albelo, L. E. and Eugene McLaren Liburd. 1963. Blood sugar studies in the toad Bufo marinus. 3: 129.
- Mayorga, Horacio. 1964. Metodo rapido para transparentar anfibios y colorear sur esqueletos. 4: 323.
- . 1967 (1968). Informe sobre una coleccion de anfibios (Salientia) procedentes de Nicaragua. 7: 69.
- . 1970 (1971). Espectacular ejemplar de Bufo marinus procedente de Puerto Rico. 10: 123.
- Mayorga, Horacio, see also Rivero, Juan A. and Jenaro Maldonado, 1963; Rivero, Juan A., 1963, 1973; Rivero, Juan A., Ernesto Estremera and Ivette Izquierdo, 1980 (1981).
- Mettrick, D. F. and L. C. Dubnkley. 1968. Observations on the occurrence, growth, and morphological variation of the trematode, Mesocoelium danforthi Hoffman, 1935, in

Jamaica. 8: 71.

Nellis, D. W., see McManus, J. J., 1975.

Ojeda, G., see Perez, J. E. and J. R. Leon, 1975.

Oliver, Lucille, see Rivero, Juan A. and Maria de los Angeles Irizarry, 1987.

Ortiz, Evelina and Angel A. Maldonado. 1966 (1967).

Pteridine accumulation in lizards of the genus Anolis.
6: 9.

Ortleb, Edward and Harold Heatwole. 1965 (1966). Comments on some Panamanian lizards with a key to the species from Barro Colorado Island, C. Z. and vicinity. 5: 141.

Pefaur, Jaime E. 1987. First record of Colostethus (Dendrobatidae) in the llanos of Venezuela. 23: 338.

Perez, J. E., G. Ojeda and J. R. Leon. 1975. Analisis electroforetico de esterases, hemoglobina y proteinas no enzimaticas en algunas especies de la familia Hylidae (Anura). 15 (1-2): 79.

Perez-Rivera, Raul A. 1985. Nota sobre el habitat, los habitos alimentarios y los depredadores del lagarto Anolis cuvieri (Lacertilia: Iguanidae) de Puerto Rico. 21: 101.

Ray, Clayton E., see Wing, Elizabeth S. and Charles A. Hoffman, Jr., 1968.

Reagan, Douglas P. 1984. Ecology of the Puerto Rican boa (Epicrates inornatus) in the Lumquillo Mountains of Puerto Rico, 20: 119.

Rivero, Juan A. 1963a. The distribution of Venezuelan frogs. I. The Maracaibo Basin. 3: 7.

*----- 1963b. Hyla ginesi, a new name for Hyla loveridgei Rivero. 3: 28.

----- 1963c. The distribution of Venezuelan frogs. II. The Venezuelan Andes. 3: 87.

*----- 1963d. Five new species of Atelopus from Colombia, with notes on other forms from Colombia and Ecuador. 3 (2-3): 103.

----- 1963e. The distribution of Venezuelan frogs. III. The Sierra de Perija and the Falcon Region. 3: 197.

*----- 1964a. Salientios (Amphibia) en la coleccion de la Sociedad de Ciencias Naturales La Salle de Venezuela. 4: 297.

----- 1964b. The distribution of Venezuelan frogs. IV. The Coastal Range. 4: 307.

----- 1964c. The distribution of Venezuelan frogs. V. The Venezuelan Guayana. 4: 411.

----- 1964 (1965). The distribution of Venezuelan frogs. VI. The Llanos and the Delta Region. 4: 491.

----- 1965 (1966). Notes on the Andean salientian (Amphibia) Atelopus ignescens (Cornalia). 5: 137.,

*----- 1966 (1968): Notes on the genus Cryptobatrachus (Amphibia, Salientia) with description of a new race and four new species of a new genus of hylid frogs. 6: 137.

- . 1967 (1968)a. Anfibios coleccionados por la Expedicion Franco-Venezolana al Alto Orinoco 1951-1952. 7: 145.
- *----- . 1967 (1968)b. A new race of Otophryne robusta Boulenger (Amphibia, Salientia) from the Chimanta-Tepui of Venezuela. 7: 155.
- *----- . 1968. More on the Atelopus (Amphibia, Salientia) from western South America. 8: 19.
- *----- . 1969 (1970). A new species of Hyla (Amphibia, Salientia) from the region of Paramo de Tama, Venezuela. 9: 145.
- *----- . 1971. Tres nuevos records y una nueva especie de anfibios de Venezuela. 11: 1.
- *----- . 1971 (1972). Notas sobre los anfibios de Venezuela. I. Sobre los hilidos de la Guayana Venezolana. 11: 181.
- *----- . 1984a. Una nueva especie de Eleutherodactylus (Amphibia, Leptodactylidae) Cabezon de Antioquia, Colombia. 20: 101.
- . 1984b. Sobre las relaciones y el origen de los Eleutherodactylus (Amphibia: Leptodactylidae). 29: 139.
- *----- . 1986. Descripcion de una nueva especie de Eleutherodactylus (Amphibia: Leptodactylidae) del subgrupo myersi, con anotaciones sobre las relaciones y el origen de ese grupo de especies. 22: 107.
- *----- and Humberto Granados Diaz. 1989 (1990). Nuevos Colostethus (Amphibia, Dendrobatidae) del Departamento de Cauca, Colombia. 25: 148.
- , Rafael Joglar and Idabelle Vazquez. 1982. Cinco nuevos ejemplares del culebron de la Mona Epicrates m. monensis (Ophidia: Boidae). 17: 7.
- , Jenaro Maldonado and Horacio Mayorga. 1963. On the habits and food of Eleutherodactylus karlschmidti Grant. 3: 25.
- and Horacio Mayorga. 1963: Notes on the distribution of some Puertorican frogs with a discussion on the possible origin of Eleutherodactylus locustus. 3: 81.
- *----- and ----- . 1973. Un nuevo Eleutherodactylus (Amphibia, Salientia) del Paramo de Guaramacal, Estado Trujillo, Venezuela. 13: 75.
- , -----, Ernesto Estremera and Ivette Izquierdo. 1980 (1981). Sobre el Bufo lemur (Cope) (Amphibia, Bufonidae). 15 (3-4): 33.
- , Lucille Oliver and Maria de los Angeles Irizarry. 1987. Los discos digitales de tres Eleutherodactylus (Anura: Leptodactylidae) de Puerto Rico, con anotaciones sobre los mecanismos de adhesion en las ranas. 23: 226.
- *----- and Marco A. Serna. 1984. Una nueva Pseudopaludicola (Amphibia: Leptodactylidae) cornuda del sureste de Colombia. 20: 169.
- *----- and ----- . 1985a. Nota sobre el Atelopus nicefori Rivero, con la descripcion de una especie de Atelopus (Amphibia: Bufonidae) de Colombia. 21: 79.
- and ----- . 1985b. Sobre la identificacion de los Colostethus (Amphibia: Dendrobatidae) de Colombia. 21: 143.

- *----- and ----- . 1987 (1988). Tres nuevas especies de Eleutherodactylus (Amphibia: Leptodactylidae) de Antioquia, Colombia. 23: 386.
- and ----- . 1988. La identificacion de los Colostethus (Amphibia, Dendrobatidae) de Colombia. 24: 137.
- *----- and ----- . 1989. Una nueva especie de Atelopus (Amphibia, Bufonidae) de Colombia. 25: 36.
- Rivero, Juan A., see also Joglar, Rafael L., 1986.
- Rolle, Francis J., Harold Heatwole, Richard Levins and Frank Torres. 1964. Faunal notes on Monito Island, Puerto Rico. 4: 321.
- Ruiz, Lilia J., see Leon, Juan R., 1971 (1972).
- Sade, Donald S., see Heatwole, Harold and Richard Hildreth, 1963.
- Samson, Douglas A., see Hirth, Harold F., 1987 (1988).
- *Schwartz, Albert. 1964. A review of Sphaerodactylus vincenti on the southern Windward Islands. 4: 391.
- *----- . 1964 (1965). Two new species of Eleutherodactylus from the eastern Cordillera Central of the Republica Dominicana. 4: 473.
- *----- . 1965 (1966). The Ameiva (Reptilia: Teiidae) of Hispaniola. I. Ameiva lineolata Dumeril and Bibron. 5: 45.
- *----- . 1969. A review of the Hispaniolan lizard Anolis coelestinus Cope. 9: 33.
- *----- . 1970 (1971). The subspecies of Eleutherodactylus schmidti Noble (Anura: Leptodactylidae). 19: 109.
- and Orlando Garrido. 1971. The status of Anolis alutaceus olivicolus Barbour and Shreve. 11: 11.
- Serna, Marco A., see Rivero, Juan A., 1984, 1985a, 1985b, 1987 (1988), 1988, 1989.
- Sexton, Owen J. 1980 (1981). Comments on the reproductive cycle of Anolis limifrons (Sauria: Iguanidae) at Turrialba, Costa Rica. 16: 13.
- and Harold Heatwole. 1965 (1966). Life history notes on some Panamanian snakes. 5: 39.
- , ----- and Dennis Knight. 1964. Correlation of microdistribution of some Panamanian reptiles and amphi-boans with structural organization of the habitat. 4: 261.
- Smith, Hobart M., see LaMarca, Enrique, 1982; Williams, Kenneth L., 1966 (1968).
- Suarez, Caridad Gonzalez, see Lopez, Georgina Espinosa and Vicente Berovides Alvarez, 1985.
- Sutton, Robert L., see Gerrick, Leslie D. and Jeffrey W. Lang, 1985.
- Tamsitt, J. R., see Valdivieso, Dario, 1963.
- Test, Frederick H. 1963. A protective behavior pattern in a Venezuelan frog of mountain streams. 3: 125.
- *Thomas, Richard. 1964. The races os Sphaerodactylus fantasticus Dumeril and Bibron in the Lesser Antilles. 4: 373.
- Torres, Frank, see Heatwold, Harold, Larry Kelts and Richard

Levins, 1963; Rolle, Francis J., Harold Heatwole and Richard Levins, 1964.

- Valdes, Albert. 1988 (1989). Systematic comments on Peltophryne peltoccephala (Anura: Bufonidae) in the Cuban Archipelago. 24: 39.
- . 1989. Notas sobre Sminthillus limbatus (Cope). 25: 96.
- Valdivieso, Dario and J. R. Tamsitt. 1963. A checklist and key to the amphibians and reptiles of Providencia and San Andres. 3: 77.
- Varona, Luis F. 1984. Los crocodrilos fosiles de Cuba (Reptilia: Crocodylidae). 20: 13.
- . 1987. The status of Crocodylus acutus in Cuba. 23 (2): 256.
- Vazques, Idabelle, see Rivero, Juan A. and Rafael Joglar, 1982.
- Villa, Jaime. 1970 (1971). The snake Hydromorphus in Nicaragua, with a description of its hemipenis. 19: 119.
- . 1972. Amphibians of the Corn Islands, Caribbean Nicaragua. 12: 195.
- Wetherbee, David Kenneth. 1988 (1989). The Artibonito-Massacre Faunal Corridor in Republica Dominica. 24: 23.
- Wilcox, Karen,, Jeanne Y. Carter and L. V. Wilcox, Jr, 1973. Range extension of Cyclura figginsi Barbour in the Bahamas. 13: 211.
- Wilcox, L. V., Jr., see Wilcox, Karen and Jeanne Y. Carter, 1973.
- Williams, Kenneth L. and Hobart M. Smith. 1966 (1968). Noteworthy lizards of the genus Anolis from Costa Rica. 6: 163.
- Wing, Elizabeth S. 1969. Vertebrate remains excavated from San Salvador Island, Bahamas. 9: 25.
- . 1973. Notes on the faunal remains excavated from St. Kitts, West Indies. 13: 253.
- , Charles A. Hoffman, Jr. and Clayton E. Ray. 1968. Vertebrate remains from indian sites om Antigua, West Indies. 8: 123.

SCIENTIFIC NAME INDEX

- Acris 14: 167.
 Acris gryllus 23: 226.
 Agalychnis callidryas 6:
 167; 12: 195.
 Agalychnis helenae 7: 69.
 Agama 5: 95.
 Agama hispida 8: 105.
 Alsophis anegadae 12: 79.
 Alsophis antiquae antiquae
 25: 119.
 Alsophis antiquae sajdaki
 25: 119.
 Alsophis antillensis 25:
 119.
 Alsophis leucomelas 25:
 119.
 Alsophis leucomelas
 antiquae 8: 123.
 Alsophis portoricensis 3:
 1.
 Alsophis portoricensis
 anegadae 12: 79.
 Alsophis rijersmai 25:119.
 Alsophis rufiventris 13:
 253; 25: 119.
 Amblyrhynchus cristatus
 22: 159.
 Ameiba auberi citra 22:
 165.
 Ameiba auberi galbiceps
 22: 165.
 Ameiba auberi llanensis
 22: 165.
 Ameiva 1: 83; 4: 321.
 Ameiva alboguttata 1: 32;
 12: 79.
 Ameiva ameiva 5:141.
 Ameiva ameiva ameiva 8:
 105.
 Ameiva ameiva fuliginosa
 3: 77.
 Ameiva ameiva
 melanocephala 8: 105.
 Ameiva ameiva praesignis
 8: 105.
 Ameiva ameiva vogli 8:105.
 Ameiva auberi abducta 22:
 165.
 Ameiva auberi atrothorax
 22: 165.
 Ameiva auberi auberi 22:
 65.
 Ameiva auberi cacuminis
 22: 165.
 Ameiva auberi denticola
 22: 165.
 Ameiva auberi extorris 22:
 165.
 Ameiva auberi extraria 22:
 165.
 Ameiva auberi galbiceps
 22: 165.
 Ameiva auberi garridoi 22:
 165.
 Ameiva auberi gemmea 22:
 165.
 Ameiva auberi granti 22:
 165.
 Ameiva auberi hardyi 22:
 165.
 Ameiva auberi llanensis
 22: 165.
 Ameiva auberi marcida 22:
 165.
 Ameiva auberi
 nigriventris 22: 165.
 Ameiva auberi oriandoi
 22: 165.
 Ameiva auberi paulsoni
 22: 165.
 Ameiva auberi peradusta
 22: 165.
 Ameiva auberi procer 22:
 165.
 Ameiva auberi pullata 22:
 165.
 Ameiva auberi sabulicolor
 22: 165.
 Ameiva auberi
 sanfelipensis 22: 165.
 Ameiva auberi schwartzi
 22: 165.
 Ameiva auberi secta 22:
 165.
 Ameiva auberi sublesta 22:
 165.
 Ameiva auberi ustulata 22:
 165.
 Ameiva auberi zugii 22:165.
 Ameiva barbouri 5: 45.
 Ameiva beatensis 5: 45.
 Ameiva bifrontata 11: 195.
 Ameiva bifrontata
 bifrontata 8: 105.

- Ameiva bifrontata insulana* 8: 105.
Ameiva chrysolepisma 5: 45.
Ameiva exsul 2: 105; 3:1; 4: 435; 5: 95; 5: 99; 8: 71; 12: 79.
Ameiva festiva 5: 141; 11: 195.
Ameiva griswoldi 8: 123.
Ameiva insulana 8: 105.
Ameiva leptophrys 4: 261; 5: 141.
Ameiva lineata 24: 23.
Ameiva lineolata 24: 23.
Ameiva lineolata beatensis 5: 45.
Ameiva lineolata lineolata 5: 45.
Ameiva lineolata meracula 5: 45.
Ameiva lineolata perplicata 5: 45.
Ameiva lineolata privigna 5: 45.
Ameiva lineolata semota 5: 45.
Ameiva quadrilineata 11: 195.
Ameiva taeniura 5: 45; 24: 23.
Ameiva undulata 13: 63.
Amphignathodon 6: 137.
Amphisbaena alba 8: 105.
Amphisbaena fenestrada 12: 79.
Amphisbaena fuliginosa 5: 141; 12: 79.
Amphisbaena fuliginosa amazonica 8: 105.
Amphisbaena fuliginosa fuliginosa 8: 105.
Amphisbaena fuliginosa varia 8: 105.
Amphisbaena gonavensis 5: 45.
Amphisbaena manni 24: 23.
Amphisbaena rozei 8: 105.
Amphisbaena spurrelli 8: 105.
Amphisbaena varia 8: 105.
Anadia bitaeniata 8: 105.
Anadia blakei 8: 105.
Anadia bogotensis 8: 105.
Anadia duquei 8: 105.
Anadia pamplonensis 8:105.
Anadia steyeri 8: 105.
Anolis 1: 83; 11: 195; 17: 7; 20: 119; 25: 123.
Anolis acutus 6: 9.
Anolis aeneus 8: 105; 21: 55.
Anolis albi 8: 105.
Anolis aliniger 9: 33; 24: 23.
Anolis allisoni 13: 199.
Anolis allogus 12: 59; 13: 199.
Anolis alutaceus 6: 23; 19: 71.
Anolis alutaceus alutaceus 11: 11.
Anolis alutaceus clivicolus 11: 11.
Anolis angusticeps 19: 71.
Anolis angusticeps angusticeps 6: 23.
Anolis angusticeps chickcharneyi 6: 23.
Anolis angusticeps oligaspis 6: 23.
Anolis angusticeps paternus 6: 23; 12: 59.
Anolis argenteolus 19: 71.
Anolis auratus 5: 141; 8: 105.
Anolis bahorucoensis 10: 109.
Anolis barkeri 11: 17.
Anolis bimaculatus 20:145.
Anolis biporcatus 5: 141; 14: 167; 20: 145.
Anolis biscutiger 6: 163; 13: 215.
Anolis bonairensis blanquillanus 8: 105.
Anolis bremeri bremeri 12: 59.
Anolis bremeri insulaepinorum 12: 59.
Anolis brevirostris 21:55.
Anolis capito 4: 261; 5: 141; 11: 17; 20: 145.
Anolis carolinensis 6: 9; 14: 167; 19: 71; 21: 55.
Anolis carpenteri 14: 167.
Anolis chlorocyanus 9: 33; 24: 23.
Anolis chrysolepis 8: 105.
Anolis clivicola 11: 11.
Anolis clivicolus 11: 11.

- Anolis coelestinus*
coelestinus 9: 33.
Anolis coelestinus
demissus 9: 33.
Anolis coelestinus
pecuarius 9: 33.
Anolis concolor concolor
 3: 77.
Anolis cristatellus 2:105;
 4: 435; 5: 99; 6: 9; 13:
 199; 20: 145; 21: 55.
Anolis cristatellus
cristarellus 3: 1.
Anolis cristatellus
wileyae 12: 79.
Anolis cupreus 6: 163;
 13: 199; 13: 215.
Anolis cuvieri 4: 435; 6:
 9; 21: 101.
Anolis cybotes 24: 23.
Anolis cybotes armouri 11:
 11.
Anolis cybotes cybotes 11:
 11.
Anolis de la sagrae 8:
 105.
Anolis distichus 24: 23.
Anolis dollfusianus 13:
 215.
Anolis dunni 20: 145.
Anolis eewi 8: 105.
Anolis equestris 25: 96.
Anolis evermanni 2: 105;
 4: 435; 5: 99; 6: 9; 13:
 199; 20: 145.
Anolis extremus 20: 145.
Anolis fraseri 4: 261.
Anolis frenatus 4: 261; 5:
 141; 11: 17; 20: 145.
Anolis fuscoaurantus
kugleri 8: 105.
Anolis gadovi 20: 145.
Anolis garmani 20: 145;
 25: 21.
Anolis gentilis 8: 105.
Anolis gibbiceps 8: 105.
Anolis grahami 20: 145.
Anolis greyi 12: 59.
Anolis guazuma 19 (3-4):
 71.
Anolis gundlachi 2: 105;
 4: 435; 5: 99; 6: 9; 13:
 199
Anolis hoffmanni 6: 163.
Anolis homolechis 12: 59;
 13: 199; 19: 71.
Anolis humilis humilis 6:
 163.
Anolis humilis
marsupialis 6: 163.
Anolis intermedius 13:
 199; 13: 215.
Anolis isolepis 19: 71.
Anolis isthemicus 20: 145.
Anolis jacare 8: 105.
Anolis krugi 4: 435; 6: 9;
 13: 199.
Anolis kugleri 8: 105.
Anolis latirostris 9: 33.
Anolis lemniscatus 8: 105.
Anolis lemuringus 5: 141;
 13: 215; 14:167; 20:145.
Anolis lineatopus 21: 101.
Anolis liogaster 20: 145.
Anolis limifrons 4: 261;
 5: 39; 5: 141; 13: 199;
 20: 145; 16: 13.
Anolis lionotus 5: 141; 6:
 163; 11: 17; 13: 215.
Anolis loysiana 19: 71.
Anolis lucius 13: 199.
Anolis luteogularis 20:
 145.
Anolis luteogularis
delacruzii 22: 165.
Anolis macrinii 20: 145.
Anolis microlepidotus 20:
 145.
Anolis monensis 1: 32; 4:
 321; 12: 79.
Anolis nebulosus 13: 199;
 20: 145.
Anolis nitens 8: 105.
Anolis occultus 15: 29;
 19: 71.
Anolis oculatus 13: 199.
Anolis olssoni 24: 23.
Anolis omiltemanus 20:145.
Anolis ordinatus 8: 105.
Anolis paternus 19: 71.
Anolis pentaprion 5: 141;
 6: 163; 11: 17; 13: 215;
 14: 167.
Anolis petersi 20: 145.
Anolis poecilopus 11: 17.
Anolis polylepis 13: 199.
Anolis poncensis 4: 435;
 6: 9; 13: 199.

- Anolis porcatus* 6: 23; 19
 (3-4): 71; 21: 55; 21:
 101.
Anolis portatus 21: 55.
Anolis pulchellus 3: 1; 4:
 435; 5: 99; 6: 9; 12:
 79; 13: 199; 15(3-4):29.
Anolis punctatus 8: 105.
Anolis quadriocellifer 12:
 59.
Anolis quercorum 20: 145.
Anolis richardi 21: 101.
Anolis ricordi 24: 23.
Anolis roosevelti 12: 79.
Anolis roquet 21: 55.
Anolis roquet aeneus 8:
 105.
Anolis rosenbergi 8: 105.
Anolis rubribarbus 12: 59.
Anolis sagrae 8: 105.
Anolis sagrai 20: 145.
Anolis sagrei 13: 199.
Anolis sagrei sagrei 12:
 59.
Anolis schiedi 8: 105.
Anolis scriptus 22: 191.
Anolis scypheus 8: 105.
Anolis semilineatus 24:23.
Anolis sericeus 13: 215.
Anolis spectrum 25: 96.
Anolis squamulatus 8: 105.
Anolis stigmosus 8: 105.
Anolis stratulus 3: 1; 4:
 435; 6: 9; 12: 79; 13:
 199.
Anolis subocularis 20:145.
Anolis taylori 20: 145.
Anolis trinitatis 8: 105;
 21: 55.
Anolis transversalis 8:
 105.
Anolis tropidogaster 4:
 261; 8: 105; 11: 17.
Anolis valencienni 20:145.
Anolis vittigerus 4: 261.
Anolus pulchellus 21: 101.
Anotheca spinosa 23: 226.
Antillophis parvifrons 24:
 23.
Argalia marmorata 8: 105.
Argalia olivacea 8: 105.
Aristelliger 12: 79.
Aristelliger georgeensis
 3: 77.
- Aristelliger hechti* 22:
 191.
Arthrosaura tatei 8: 105.
Arthrosaura tyleri 8: 105.
Atelopus 1: 83.
Atelopus bibronii 3: 103;
 25: 36.
Atelopus bicolor 3: 103;
 8: 19.
Atelopus boulengeri 3:
 103; 8: 19.
Atelopus boussingaulti 8:
 19.
Atelopus bufoniformis 3:
 103; 8: 19.
Atelopus carinatus 3: 103;
 5: 137; 8: 19.
Atelopus carauta 25: 36.
Atelopus carrikeri 3: 87;
 3: 103; 25: 36.
Atelopus certus 3: 103.
Atelopus cruciger 3: 103;
 8: 19; 25: 36.
Atelopus cruciger cruciger
 3: 87; 4: 307.
Atelopus cruciger vogli 3:
 87; 4: 307.
Atelopus ebenoides 3: 103;
 25: 36.
Atelopus echeverrii 21:
 79: 25: 36.
Atelopus elegans 25: 36.
Atelopus elegans gracilis
 3: 103.
Atelopus festae 3: 103; 8:
 19.
Atelopus flavescens 8: 19.
Atelopus flaviventris 3:
 103; 5: 137.
Atelopus glyphus 25: 36.
Atelopus gracilis 3: 103.
Atelopus ignescens 8: 19;
 25; 25: 36.
Atelopus ignescens exigua
 3: 103.
Atelopus ignescens
 ignescens 5: 137.
Atelopus ignescens
 subornatus 5: 137.
Atelopus laevis exigua 3:
 103.
Atelopus longibrachius 3:
 103; 8: 19; 25: 36.

- Atelopus longirostris* 8: 19.
Atelopus longirostris marmoratus 3: 103.
Atelopus lynchi 25: 36.
Atelopus minutulus 25: 36.
Atelopus nicefori 3: 103; 8: 19; 21: 79; 25: 36.
Atelopus oxyrhynchus 3: 87; 4: 297; 8: 31.
Atelopus pachydermus 3: 103; 5: 137; 8: 19; 25: 36.
Atelopus palmatus 3: 103; 8: 19.
Atelopus pedimarmoratus 3: 103; 25: 36.
Atelopus pictiventris 25: 36.
Atelopus planispinus 3: 103.
Atelopus pulcher 3: 103; 8: 19.
Atelopus sanjosei 25: 36.
Atelopus seminiferus 8: 19.
Atelopus spumarius 3: 103.
Atelopus spumarius andinus 8: 19.
Atelopus spurelli 3: 103; 8: 19; 25: 36.
Atelopus subornatus 3: 103; 5: 137; 25: 36.
Atelopus varius 25: 36.
Atelopus varius certus 3: 103.
Atelopus varius glyphus 25: 36.
Atelopus walkeri 3: 87; 3: 103.
Atelopus zeteki 5: 83.
- Bachia alleni trinitatis* 8: 105.
Bachia anomala 8: 105.
Bachia bicolor 8: 105.
Bachia cophias 8: 105.
Bachia heteropa 8: 105.
Bachia lineata lineata 8: 105.
Bachia lineata marcelae 8: 105.
Bachia marcelae 8: 105.
Bachia parkeri 8: 105.
Bachia talpa 8: 105.
Basiliscus 1: 83.
Basiliscus barbouri 8: 105.
- Basiliscus basiliscus* 4: 261; 5: 39; 5: 141; 11: 17.
Basiliscus basiliscus basiliscus 8: 105.
Basiliscus basiliscus barbouri 8: 105.
Basiliscus vittatus 11: 195.
Blepharactisis speciosa 8: 105.
Boa constrictor 14: 167.
Boa constrictor orophias 22: 219.
Boa hortulana 5: 39.
Bothrops atrox 4: 261; 5: 39.
Bothrops schlegeli 14: 167.
Bothrops venezuelae 5: 39.
Bufo 1: 83; 10: 211; 23: 380; 24: 39.
Bufo aqua 10: 123.
Bufo alatus 4: 297.
Bufo americanus 15: 79.
Bufo cataulacipes 6: 23; 12: 59.
Bufo ceratophrys 4: 411.
Bufo coccifer 7: 69; 12: 91; 16: 23.
Bufo coerulescens 12: 91.
Bufo coniferus 7: 69; 12: 91.
Bufo fastidiosus 12: 91.
Bufo fowleri 11: 203.
Bufo gabbi 12: 91.
Bufo granulatus 11: 1; 15: 57.
Bufo granulatus barbouri 7: 145.
Bufo granulatus beebei 7: 145.
Bufo granulatus granulatus 3: 6; 4: 307; 4: 411; 4: 491.
Bufo granulatus humboldti 7: 145.
Bufo granulatus merianae 7: 145.
Bufo guttatus glaberrimus 7: 145.
Bufo guttatus guttatus 4: 411; 7: 145.
Bufo haematiticus 12: 91.
Bufo holdridgei 12: 91.

- Bufo ictericus* 7: 145.
Bufo lemur 15 (3-4): 33.
Bufo lemus 12: 79.
Bufo leutkenii 7: 69; 12: 91.
Bufo luetskenni 7: 69.
Bufo marinus 3: 25; 3: 129; 3: 197; 3: 213; 4: 261; 5: 39; 5: 95; 5: 137; 8: 71; 11: 203; 12: 91; 15 (1-2): 57; 15 (1-2): 67; 15 (3-4): 33; 16: 23; 20: 71; 24: 23.
Bufo marinus marinus 3: 1; 3: 7; 3: 29; 3: 87; 4: 297; 4: 307; 4: 411; 4: 491; 7: 69; 7: 145; 10: 123.
Bufo melanochorus 7: 69; 12: 91.
Bufo paracnemis 7: 145.
Bufo periglenes 12: 91.
Bufo rangeri 15(1-2) 79.
Bufo regularis 15 (1-2): 79.
Bufo sternosignatus 4: 297; 4: 307; 7: 145.
Bufo terrestris 11: 203.
Bufo turpis 15 (3-4): 33.
Bufo typhonius 4: 261; 4: 297; 5: 39; 11: 1.
Bufo typhonius alatus 3: 6; 3: 87; 4: 297; 4: 307; 7: 145.
Bufo typhonius typhonius 4: 307; 4: 411; 7: 145.
Bufo valliceps 4: 307; 11: 203; 12: 195.
Bufo valliceps valliceps 7: 69.
Bufo woodhousei fowleri 11: 203.

Cadea blanoides 12: 59.
Cadea palirostrata 12: 59.
Calliscincopus agilis 8: 105.
Calyptahyla crucialis 21: 159; 23: 380.
Caretta caretta 8: 123; 23: 374.
Celestus 14: 167.
Celestus costatus 24: 23.
Celestus pleii 4: 435.
Centrolene buckleyi 3: 87.

Centrolenella 23: 226.
Centrolenella fleischmanni 7: 69.
Centronella pulidoi 11: 181.
Centropix intermedius 8: 105.
Ceratohyla bubalus 6: 137.
Ceratophrys calcarata 3: 6: 4: 411.
Cercosaura humilis 8: 105.
Cercosaura ocellata 8: 105.
Chalcides heteropa 8: 105.
Chamaesaura cophias 8: 105.
Chelonia depressa 23: 374.
Chelonia mydas 23: 374.
Chironius 5: 99.
Chironius carinatus 5: 39.
Clelia clelia 4: 261; 5: 39.
Cnemidophorus 11: 195.
Cnemidophorus deppii 13: 63.
Cnemidophorus guttatus 13: 63.
Cnemidophorus lemniscatus 4: 261; 13: 63.
Cnemidophorus lemniscatus lemniscatus 3: 77; 5: 39; 8: 105.
Cnemidophorus lemniscatus nigricolor 8: 105.
Cnemidophorus lineatissimus 13: 63.
Cnemidophorus nigricolor 8: 105.
Cnemidophorus praesignis 8: 105.
Cochranella 4: 411.
Cochranella buckleyi 4: 307.
Cochranella fleishmanni 4: 307.
Coelonotus 6: 137.
Coleodactylus amazonicus 8: 105.
Coleodactylus meridionalis 8: 105.
Coleodactylus zenyi 8: 105.
Colostethus 20: 139.
Colostethus abditaurantius 21: 143; 24: 137.
Colostethus agilis 24: 137; 25: 148.

- Colostethus alacris* 25:
 148.
Colostethus brachistriatus
 24: 137.
Colostethus breviquartus
 24: 137; 25: 148.
Colostethus brunneus 21:
 143; 24: 137.
Colostethus chocoensis 21:
 143; 24: 137.
Colostethus collaris 12:
 191; 23: 338.
Colostethus durante 23:
 338.
Colostethus edwardsi 21:
 143; 24: 137.
Colostethus fraterdanielli
 21: 143; 24: 137; 25: 148.
Colostethus fuliginosus
 21: 143; 24: 137.
Colostethus humilis 23:
 338.
Colostethus imbricolus 21:
 143; 24: 137.
Colostethus inguinalis 21:
 143; 24: 137.
Colostethus kingsburyi 21:
 143; 24: 137.
Colostethus latinasus 21:
 143; 23: 226; 24: 137.
Colostethus lehmanni 21:
 143; 24: 137; 25: 148.
Colostethus leopardalis
 23: 338.
Colostethus littoralis 23:
 338.
Colostethus marchesianus
 21: 143; 24: 137.
Colostethus meridensis 12:
 191.
Colostethus mertensi 21:
 143; 24: 137; 25: 148.
Colostethus nubicola 21:
 143; 24: 137.
Colostethus oblitteratus
 23: 338.
Colostethus palmatus 21:
 143; 24: 137.
Colostethus pinguis 25:
 148.
Colostethus pratti 21:
 143; 24: 137.
Colostethus ramosi 21:
 143; 24: 137; 25: 148.
- Colostethus ranaoides* 12:
 143; 24: 137.
Colostethus ranoides 21:
 143.
Colostethus ruizi 21: 143;
 24: 137.
Colostethus sauli 21: 143.
Colostethus shrevei 23:
 338.
Colostethus subpunctatus
 21: 143.
Colostethus subpunctatus
 walosi 24: 137.
Colostethus taeniatus 21:
 143; 24: 137.
Colostethus tainiatus 21:
 143.
Colostethus talmancae 21:
 143; 24: 137.
Colostethus thorntoni 21:
 143; 24: 137.
Colostethus trinitatis 23:
 338.
Colostethus vergeli 21:
 143; 24: 137.
Coniophanes andresensis 3:
 77.
Conolopus pallidus 22: 159.
Conolophus subcristatus
 22: 159.
Constrictor constrictor
 imperator 3: 77.
Corallus annulata 14: 167.
Corythomantis venezolana
 4: 411.
Corythophanes cristatus
 5: 141.
Crepidius epioticus 12:
 91.
Crocodylurus lacertinus 8:
 105.
Crocodylus pristinus 20:
 13.
Crocodylus acutus 20: 13;
 22: 256.
Crocodylus antillensis 20:
 13.
Crocodylus intermedius 20:
 13.
Crocodylus moreleti 20: 13.
Crocodylus porosus 23: 256.
Crocodylus rhombifer 20:
 13; 23: 256.
Cryptobatrachus 4: 411.

- Cryptobatrachus boulengeri* 6: 137.
Cryptobatrachus evansi 6: 137.
Cryptobatrachus fuhrmanni fuhrmanni 6: 137.
Cryptobatrachus fuhrmanni orientalis 6: 137.
Cryptobatrachus ginesi 6: 137.
Cryptobatrachus goeldi 6: 137.
Cryptobatrachus goini 6: 137.
Cryptobatrachus incertus 6: 137.
Cryptobatrachus woodleyi 6: 137.
Cryptodactylus ocellatus 8: 105.
Ctenosaura similis similis 3: 77.
Cyclura carinata 22: 159; 22: 191.
Cyclura carinata barttschi 13: 211.
Cyclura cornuta stejnegeri 22: 159.
Cyclura cristata 16: 9.
Cyclura figginsi 13: 211.
Cyclura macleayi 13: 211.
Cyclura mattea 12: 79.
Cyclura nubila 22: 159.
Cyclura pinguis 12: 79; 22: 159.
Cyclura portoricensis 12: 79.
Cyclura ricordi 22: 159.
Cyclura rileyi 9: 25.
Cyclura rileyi rileyi 16: 9.
Cyclura stejnegeri 1: 32; 22: 159.
Cystignathus melanonotus 7: 69.

Dendrobates 21: 143.
Dendrobates leucomelas 4: 297; 4: 411; 7: 145; 11: 1; 11: 181.
Dendrophidion percarinatus 5: 39.
Dermodochelys coriacea 23: 374.
Desmognathus 15 (1-2): 79.
Diaglena 6: 137.

Diploglossus 12: 79.
Diploglossus curtissi 5: 45.
Dracaena guianensis 8:105.
Draconura catenata 8: 105.
Draconura nitens 8: 105.
Dromicus exiguus 12: 79.
Dromicus stahli 3: 1.
Dryadophis melanonomus 4: 261; 5: 39.
Ecpleopus acutirostris 8: 105.
Ecpleopus bogotensis 8: 105.
Ecpleopus luctuosus 8:105.
Ecpleopus poecilochilus 8: 105.
Edalhorina perezii 23: 226.
Elachistocleis ovalis 4: 297; 4: 411; 4: 491.
Elaphe guttata emoryi 22: 219.
Eleutherodactylus 2: 105; 5: 176; 6: 137; 9: 145; 10: 211; 11: 181; 14: 167; 20: 119.
Eleutherodactylus abbotti 4: 473; 10: 109; 24: 23.
Eleutherodactylus achalelles 23: 386.
Eleutherodactylus achatinus 23: 386.
Eleutherodactylus affinis 8: 31.
Eleutherodactylus alticola 25: 123.
Eleutherodactylus anae 22: 107.
Eleutherodactylus anatis 23: 386.
Eleutherodactylus andrewsi 25: 123.
Eleutherodactylus anolirez 23: 386.
Eleutherodactylus anolirez 23: 386.
Eleutherodactylus anomalus 23: 386.
Eleutherodactylus anotis 4: 307.
Eleutherodactylus antillensis 1: 83; 3: 1; 3: 81; 12: 79; 16: 19; 19: 33.

- Eleutherodactylus atkinsi* 25: 96.
Eleutherodactylus audanti 4: 473; 10: 109; 24: 23.
Eleutherodactylus auriculatoides 4: 473; 10: 109; 24: 23.
Eleutherodactylus auriculatus 4: 473; 19 (3-4): 33.
Eleutherodactylus bicumulus 4: 307.
Eleutherodactylus bifurcatus 20: 101.
Eleutherodactylus biporcatus 20: 101.
Eleutherodactylus boconoensis 13: 75.
Eleutherodactylus bogotensis 8: 31.
Eleutherodactylus boulengeri 23: 386.
Eleutherodactylus brachypodius 4: 411.
Eleutherodactylus bransfordii 25: 123.
Eleutherodactylus brevifrons 23: 386.
Eleutherodactylus briceni 3: 87; 8: 31; 20: 139; 23: 386.
Eleutherodactylus brittoni 19 (3-4): 33.
Eleutherodactylus bromeliaceus 23: 386.
Eleutherodactylus buckleyi 13: 75; 23: 386.
Eleutherodactylus bufoniformis 20: 101.
Eleutherodactylus caprilifer 23: 386.
Eleutherodactylus carmelitae 4: 297; 8: 31; 23: 386.
Eleutherodactylus cavernicola 25: 123.
Eleutherodactylus cerates 20: 101.
Eleutherodactylus chlorosoma 20: 139; 23: 386.
Eleutherodactylus cochranæ 3: 81; 12: 79; 16: 19; 19 (3-4): 33; 22: 123.
Eleutherodactylus conspicillatus 23: 386.
Eleutherodactylus conspicillatus camazonicus 11: 181.
Eleutherodactylus conspicillatus conspicillatus 4: 297.
Eleutherodactylus conspicillatus guayanensis 7: 145.
Eleutherodactylus conspicillatus ileamazonicus 4: 297; 4: 411; 11: 181.
Eleutherodactylus cooki 3: 25; 11: 181; 19: 33; 22: 226; 23: 386; 25: 123.
Eleutherodactylus coqui 11: 209; 15: 79; 19: 33; 22: 226; 23: 386; 25: 123.
Eleutherodactylus cornutus 20: 101.
Eleutherodactylus cornutus maussi 3: 17; 4: 297; 4: 307.
Eleutherodactylus cramptoni 3: 81.
Eleutherodactylus cruentus 8: 31.
Eleutherodactylus cryophilus 23: 386.
Eleutherodactylus cundalli 25: 123.
Eleutherodactylus curtipes 13: 75; 23: 386.
Eleutherodactylus delicatus 8: 31.
Eleutherodactylus devillei 23: 386.
Eleutherodactylus diastema 4: 261; 5: 39.
Eleutherodactylus dorsopictus 23: 386.
Eleutherodactylus elegans 8: 31.
Eleutherodactylus emeritus 23: 386.
Eleutherodactylus eneidae 3: 25; 3: 81; 19: 33.
Eleutherodactylus fitzingeri 5: 39; 23: 386.
Eleutherodactylus flavescens 4: 473.

- Eleutherodactylus fuscus*
 25: 123.
- Eleutherodactylus ginesi*
 13: 75; 20: 139; 22:107.
- Eleutherodactylus gladiator* 22: 107.
- Eleutherodactylus glaucoreius* 25: 123.
- Eleutherodactylus gollmeri*
 4: 297.
- Eleutherodactylus gossei*
 23: 380; 25: 123.
- Eleutherodactylus grabhami*
 25: 123.
- Eleutherodactylus griphus*
 25: 123.
- Eleutherodactylus gryllus*
 3: 81; 19(3-4) 33.
- Eleutherodactylus haitianus* 4:473; 10:109.
- Eleutherodactylus hedricki*
 3: 81; 19 (3-4): 33.
- Eleutherodactylus inoptatus* 4: 473; 10:
 109; 23: 226; 24: 23;
 25: 123.
- Eleutherodactylus insignitus* 8: 31; 23:
 386.
- Eleutherodactylus jamaicensis* 25: 123.
- Eleutherodactylus jasperii*
 19 (3-4): 33.
- Eleutherodactylus johannesdei* 23: 386.
- Eleutherodactylus johnstonei* 25:123; 25:
 229.
- Eleutherodactylus jugans*
 25: 123.
- Eleutherodactylus junori*
 23: 380; 25: 123.
- Eleutherodactylus karlschmidti* 3: 25; 3:
 81;19 (3-4): 33; 23:226.
- Eleutherodactylus lacrimosus* 23: 386.
- Eleutherodactylus lancinii*
 8: 31; 13: 75.
- Eleutherodactylus lanthanites* 23: 386.
- Eleutherodactylus lentus*
 19 (3-4): 33; 16: 19.
- Eleutherodactylus leoni*
 22: 107.
- Eleutherodactylus locustus*
 3: 81; 19: 33.
- Eleutherodactylus longirostris* 23: 386.
- Eleutherodactylus luteolus*
 25: 123.
- Eleutherodactylus marmoratus* 4: 411.
- Eleutherodactylus megalops*
 8: 31.
- Eleutherodactylus mendax*
 23: 386.
- Eleutherodactylus minutus*
 4: 473; 10: 109.
- Eleutherodactylus monensis*
 1: 32; 19: 33.
- Eleutherodactylus montanus*
 4: 473; 25: 123.
- Eleutherodactylus myersi*
 13: 75; 20: 137; 22:107.
- Eleutherodactylus necereus*
 20: 101.
- Eleutherodactylus nicefori*
 20: 139; 22: 107.
- Eleutherodactylus nubicola*
 25: 123.
- Eleutherodactylus ocreatus*
 20: 139; 22: 107.
- Eleutherodactylus orcutti*
 25: 123.
- Eleutherodactylus orestes*
 20: 139; 22: 107.
- Eleutherodactylus orcostalis* 4: 307.
- Eleutherodactylus pantoni*
 25: 123.
- Eleutherodactylus patriciae* 4: 473.
- Eleutherodactylus pentasyringos* 23: 380;
 25: 123.
- Eleutherodactylus petersi*
 23: 386.
- Eleutherodactylus phragmipleuron* 23: 386.
- Eleutherodactylus phoxocephalus* 23: 386.
- Eleutherodactylus pictissimus* 10: 109; 24:
 23; 25: 123.
- Eleutherodactylus pittieri*
 7: 69.
- Eleutherodactylus pituinus*
 4: 473; 10: 109.

- Eleutherodactylus planirostris* 22: 191; 25: 96; 25: 123.
Eleutherodactylus pleurostriatus 20: 139.
Eleutherodactylus poolei 4: 473.
Eleutherodactylus portoricensis 1: 83; 3: 25; 3: 81; 4: 323; 11: 209; 19 (3-4): 33.
Eleutherodactylus prolixodiscus 23: 386.
Eleutherodactylus pulidoi 23: 386.
Eleutherodactylus pyrrhomerus 22: 107.
Eleutherodactylus racenisi 4: 307.
Eleutherodactylus ramosi 3: 81; 22: 123.
Eleutherodactylus raniformis 23: 386.
Eleutherodactylus repens 22: 197.
Eleutherodactylus reticulatus 4: 307.
Eleutherodactylus richmondi 1: 83; 3: 81; 19 (3-4): 33; 25: 123.
Eleutherodactylus ricordi 19 (3-4): 33.
Eleutherodactylus rozei 4: 307.
Eleutherodactylus rugulosus 23: 386.
Eleutherodactylus ruthae 10: 109; 23: 226.
Eleutherodactylus sanctamartae 8: 31.
Eleutherodactylus savagei 23: 386.
Eleutherodactylus schmidti 4: 473; 23: 226; 24: 23.
Eleutherodactylus schmidti limbensis 10: 109.
Eleutherodactylus schmidti rucillensis 10: 109.
Eleutherodactylus schmidti schmidti 10: 109.
Eleutherodactylus schwartzi 12: 79; 16: 19.
Eleutherodactylus sernai 20: 101.
Eleutherodactylus sisypodemus 25: 123.
Eleutherodactylus spilogaster 23: 386.
Eleutherodactylus stenodiscus 4: 307.
Eleutherodactylus supernatis 23: 386.
Eleutherodactylus surdus 8: 31.
Eleutherodactylus tayrona 23: 386.
Eleutherodactylus terraebolivaris 3: 17; 4: 297; 4: 307; 7: 145; 23: 386.
Eleutherodactylus thectopternus 23: 386.
Eleutherodactylus thymelensis 23: 386.
Eleutherodactylus trepidotus 13: 75; 20: 139; 22: 107.
Eleutherodactylus tubernasus 20: 139; 23: 386.
Eleutherodactylus turumiquirensis 4: 307; 8: 31.
Eleutherodactylus unicolor 19: 33.
Eleutherodactylus unistrigatus 4: 297; 13: 75.
Eleutherodactylus urichi 4: 297; 4: 307.
Eleutherodactylus vertebralis 23: 386.
Eleutherodactylus vidua 20: 139; 22: 107.
Eleutherodactylus vilarsi 23: 386.
Eleutherodactylus warreni 19: 33.
Eleutherodactylus weinlandi 10: 109; 23: 226; 24: 23.
Eleutherodactylus wetmorei 4: 473; 24: 23.
Eleutherodactylus whimperi 13: 75.
Eleutherodactylus whymperei 4: 297; 13: 75.

- Eleutherodactylus wightmanae* 3: 81; 19 (3-4): 33; 23: 226.
Eleutherodactylus williamsi 4: 307.
Eleutherodactylus w-nigrum 8: 31; 23: 386.
Eloisa 4: 411.
Engystomops pustulosus 4: 261; 7: 69.
Epicrates angulifer 20: 119; 22: 219.
Epicrates chrysogaster 22: 191.
Epicrates inornatus 17: 7; 20: 119; 22: 219.
Epicrates inornatus granti 12: 79.
Epicrates monensis monensis 17: 7.
Epicrates striatus 24: 23.
Erminia olivacea 8: 105.
Erythrolamprus aesculapi 5: 59.
Erythrolamprus baileyi 5: 59.
Erythrolamprus beaupersuisi 5: 59.
Euhyas 25: 123.
Eumeces egregius 11: 17.
Eupemphix 7: 69; 7: 145.
Eupemphix pustulosus ruthveni 3: 6; 4: 297; 4: 307; 4: 491.
Eupemphix ruthveni 4: 297.
Eupsophus columbianus 4: 297.
Eupsophus ginesi 4: 297; 8: 31.
Eupsophus lancinii 8: 31.
Eupsophus peruanus 4: 297; 13: 75.
Eupsophus quixensis 4: 297.
Eupsophus wettsteini 13: 75.
Euspondylus acutirostris 8: 105.
Euspondylus brevifrontalis 8: 105.
Exiliboa 22: 191.
Exiliboa placata 14: 167.
Flectonotus goeldi 6: 137.
Fritzia 6: 137.
Fritziana goeldi 6: 137.
Fritziana ohausi 6: 137.
Gastrotheca 4: 137; 4: 145.
Gastrotheca ovifera 4: 297; 4: 307.
Gastrotheca williamsoni 4: 307.
Gecko mabouia 8: 105.
Gekko rapicauda 8: 105.
Geochelone carbonaria 3: 77.
Geochelone denticulata 5: 83.
Gonatodes albogularis 8: 105.
Gonatodes albogularis fuscus 5: 141.
Gonatodes antillensis 8: 105.
Gonatodes bodinii 8: 105.
Gonatodes caudiscutatus falconensis 8: 105.
Gonatodes ceciliae 8: 105.
Gonatodes confidentatus 8: 105.
Gonatodes ferrugineus 8: 105.
Gonatodes fuscus 4: 261; 8: 105.
Gonatodes gilli 8: 105.
Gonatodes humeralis 8: 105.
Gonatodes ligiae 8: 105.
Gonatodes ocellatus 8: 105.
Gonatodes petersi 8: 105.
Gonatodes seigliiei 8: 105.
Gonatodes taniae 8: 105.
Gonatodes vittatus roquensis 8: 105.
Gonatodes vittatus vittatus 8: 105.
Goniodactylus braconnieri 8: 105.
Goniodactylus ocellatus 8: 105.
Goniodactylus sulcatus 8: 105.
Gymnodactylus albogularis 8: 105.
Gymnodactylus antillensis 8: 105.
Gymnodactylus humeralis 8: 105.
Gymnodactylus incertus 8: 105.

- Gymnodactylus vittatus* 8: 105.
Gymnophthalmus speciosus 8: 105.
Hemidactylus 3: 1.
Hemidactylus brooki 2:105; 3: 173; 8: 105; 24: 23.
Hemidactylus leightoni 8: 105.
Hemidactylus mabouia 3: 173; 8: 105; 12: 79.
Hemiphractus 6: 137.
Herpetodryas punctifer 25: 119.
Heteroclonium bicolor 8: 105.
Heteropus bifasciatus 8: 105.
Hydromorphus concolor 10: 119.
Hyla 3: 1; 6: 15; 14: 167.
Hyla albita 4: 297.
Hyla albomarginata 3: 7; 6: 167.
Hyla albopunctata 6: 137.
Hyla albopunctata albopunctata 4: 307.
Hyla albopunctata multifasciata 4: 307; 7: 145; 11: 1.
Hyla albopunctulata 9:145.
Hyla alemani 4: 297.
Hyla altae 6: 167.
Hyla aluminata 4: 297.
Hyla avivoca 15 (1-2): 57.
Hyla baileyi 11: 1.
Hyla battersbyi 4: 297; 4: 307.
Hyla baudinii 7: 69.
Hyla baumgardneri 4: 411; 7: 145.
Hyla benitezi 4: 411; 7: 145; 11: 181.
Hyla berthaltutzae 11: 1.
Hyla bipunctata branneri 11: 1.
Hyla boans 4: 307; 4: 411; 4: 491; 6: 137; 7: 145.
Hyla boesemani 11: 181.
Hyla boulengeri 3: 197; 4: 307; 4: 411; 6: 167; 7: 145.
Hyla branneri 11: 1.
Hyla brunnea 21: 159.
Hyla chrysozelis 23: 226.
Hyla columbiana 4: 297.
Hyla crepitans 3: 87; 3: 197; 4: 297; 4: 307; 4: 411; 4: 491; 6: 167; 7: 145; 15: 57; 15: 79.
Hyla decipiens 11: 1.
Hyla dominicensis 10: 109.
Hyla ebraccata 6: 167.
Hyla evansi 6: 137.
Hyla eximia 6: 167.
Hyla faber 6: 167; 7: 145.
Hyla festae 4: 297.
Hyla foliamorta 6: 167.
Hyla fuhrmanni 6: 137.
Hyla genimaculata 18: 21.
Hyla geographica 4: 297; 15: 79.
Hyla ginesi 3: 28; 11:181; 18: 21.
Hyla goeldi 6: 137.
Hyla goughi 11: 1.
Hyla granosa 4: 411; 7: 145.
Hyla granosa gracilis 4: 297; 11: 181.
Hyla heilprini 24: 23.
Hyla johni 3: 87.
Hyla labialis 9: 145.
Hyla lanciformis guerreroi 11: 1.
Hyla lanciformis lanciformis 11: 1.
Hyla lascinia 9: 145.
Hyla lemai 11: 181.
Hyla leprieuri 6: 137; 11: 1.
Hyla limai 11: 1.
Hyla loquax 12: 195.
Hyla loveridgei 3: 28; 4: 411; 11: 181; 18: 21.
Hyla luteocellata 3: 197; 11: 1; 15: 79.
Hyla marahuaguensis 4: 411; 6: 137; 11: 181.
Hyla marianae 23: 380; 25: 123.
Hyla marmorata marmorata 4: 411.
Hyla maxima 7: 145.
Hyla meridiona 11: 1.
Hyla microcephala 4: 297; 6: 167; 7: 69; 11: 1; 15: 79.

- Hyla microcephala goughi* 11: 1.
Hyla microcephala misera 15 (1-2): 57; 15 (1-2): 79.
Hyla microcephala underwoodi 7: 69.
Hyla minuscula 11: 1.
Hyla minuta 4: 411; 11: 1; 11: 181; 15 (1-2): 79.
Hyla miotypanum 12: 195.
Hyla miranda ribeiri 7; 145.
Hyla misera 3: 87; 3: 197; 4: 297; 4: 307; 11: 1; 15 (1-2): 79.
Hyla misera meridiana 11: 1.
Hyla ornatissima 11: 181.
Hyla orophila planicola 4: 411; 15 (1-2): 79.
Hyla palmeri 4: 297; 9: 145.
Hyla paramica 3: 87.
Hyla parviceps 11: 1.
Hyla phaeota 4: 261.
Hyla phlebodes 6: 167; 12: 195.
Hyla phyllognatha 4: 297.
Hyla platydactyla 3: 87; 9: 145.
Hyla pulchrilineata 24:23.
Hyla punctata 4: 297; 11: 181; 15 (1-2): 79.
Hyla raniceps 4: 411; 6: 137; 7: 145; 11: 1.
Hyla robertmertensi 16:23.
Hyla rosenbergi 6: 167.
Hyla rostrada 4: 307; 11: 1; 15 (1-2): 79.
Hyla rubra 4: 307; 4: 411; 6: 167; 7: 145; 11: 1; 15 (1-2): 57; 15 (1-2): 79.
Hyla rufiteles 5:39; 6:167.
Hyla rufopunctata 4: 297.
Hyla schuberti 11: 1.
Hyla sibieszi 11: 181.
Hyla staufferi 6: 167; 7: 69; 16: 23.
Hyla staufferi staufferi 12: 195.
Hyla taurina 4: 411; 6: 137.
Hyla variabilis 4: 297.
Hyla vasta 24: 23.
Hyla venulosa ingens 3: 6.
Hyla venulosa venulosa 3: 6; 4: 297; 4: 307; 4: 411; 4: 491.
Hyla versicolor 23: 226.
Hyla wilsoniana 9: 145.
Hyla wilsoniana krausi 3: 87.
Hyla wilsoniana meridensis 3: 87; 4: 297.
Hyla warrini 4: 411; 7: 145.
Hyla wernerii 11: 1.
Hyla wilderi 23: 380; 25: 123.
Hyla x-signata 15: 57; 15: 79.
Hylaemorphus bibronii 25: 36.
Hylella fleischmanni 7:69.
Hylodes duidensis 11: 181.
Hylodes maussi 4: 297.
Hylodes urichi 4: 297.
Hylosaurus muelleri 8:105.
Hylosaurus percarinatus 8: 105.
Hyloscirtus bogotensis 6: 137.
Hypsibates agamoides 8: 105.
Hypsirhynchus ferox 24:23.
Iguana 13: 253.
Iguana delicatissima 8: 123; 22: 221.
Iguana iguana 4: 261; 5: 141; 12: 79; 15: 71; 22: 159; 22: 221.
Iguana iguana iguana 8: 105.
Iguana iguana rhinolopha 3: 27.
Iguana sapidissima 12: 79.
Iguana tuberculata 8: 105.
Imantodes 14: 167.
Kaloula pulchra 23: 226.
Kentropix calcaratus 8: 105.
Kentropix intermedius 8: 105.
Kentropix striatus 8: 105.
Kinosternon scorpioides albogulare 3: 77.

- Klauberina riversiana* 11:
 17.
- Lacerta ameiva* 8: 105.
Lacerta basiliscus 8: 105.
Lacerta bicarinata 8: 105.
Lacerta iguana 8: 105.
Lacerta lemniscata 8: 105.
Lacerta mabouya 8: 105.
Lacerta marmorata 8: 105.
Lacerta plica 8: 105.
Lacerta striata 8: 105.
Lacerta umbra 8: 105.
Laemanctus longipes
deborrei 18: 133.
Leimadophis mepinephalus
 5: 39.
Leiocephalus astictus 12:
 59.
Leiocephalus cubensis 12:
 59.
Leiocephalus cubensis
gigas 12: 59.
Leiocephalus personatus
 24: 23.
Leiocephalus psammoudromus
 22: 191.
Leiocephalus stictigaster
 12: 59.
Lepidoblepharis lunulatus
 8: 105.
Lepidoblepharis
sanctaemariae 4: 261; 5:
 141.
Lepidochelys kempfi 23:374.
Lepidochelys olivacea 23:
 374.
Lepidophyma flavomaculata
 5: 141.
Leposoma percarinatum 8:
 105.
Leposoma southi 5: 141.
Leposoma taeniata 8: 105.
Leptodactylus 5: 39; 8:
 35; 10: 211.
Leptodactylus albilabris
 1: 83; 3: 1; 7: 69; 12:
 79.
Leptodactylus bolivianus
 3: 7; 4: 297; 4: 307; 4:
 411; 4: 491; 7: 145.
Leptodactylus dypticus 3:
 7.
Leptodactylus fuscus 11:
 1; 15 (1-2): 57.
- Leptodactylus insularum* 3:
 77; 4: 261; 7: 145; 15:
 57.
Leptodactylus longirostris
 11: 1; 11: 181.
Leptodactylus macrosternum
 7: 145.
Leptodactylus marmoratus
hylaedactylus 3: 197; 4:
 307; 4: 411; 4: 491; 7:
 145.
Leptodactylus melanonotus
 4: 261; 7: 69; 16: 23.
Leptodactylus mystaceus 4:
 411; 11: 1.
Leptodactylus ocellatus 4:
 297; 4: 411; 4: 491; 7:
 145.
Leptodactylus
pentadactylus 4: 261;
 11: 1; 15: 57.
Leptodactylus
pentadactylus
pentadactylus 4: 297; 4:
 411.
Leptodactylus podicipinus
petersii 3: 6; 3: 87; 3:
 197; 4: 297; 4: 307; 4:
 411; 4: 491; 11: 1; 11:
 181.
Leptodactylus podicipinus
podicipinus 4: 297.
Leptodactylus
poecilochilus 3: 6; 4:
 261.
Leptodactylus
poecilochilus dypticus
 3: 6; 3: 87; 3: 197; 4:
 307; 11: 1.
Leptodactylus rugosus 4:
 297; 4: 411.
Leptodactylus sibilatrix
 4: 297; 4: 307; 4: 411;
 4: 491; 7: 145; 11: 1.
Leptodactylus wagneri 11:
 181.
Leptodeira annulata 15:57.
Leptodeira septentrionalis
 5: 39.
Leptophis 14: 167.
Leptophis ahaetulla 5: 39.
Leptotyphlops 5: 45.
Leptotyphlops albifrons
magnamaculata 3: 77.

- Limnoedus ocularis* 23: 226.
Liohyla pittieri 7: 69.
Liophis 25: 119.
Lithodytes lineatus 4:411.
Litoria caerulea 23: 226.
Litoria genimaculata 18: 21.
Litoria loveridgei 18: 21.

Mabouia semitaeniatus 1: 32.
Mabuia aenea 8: 105.
Mabuia cepedi 8: 105.
Mabuia nigropalmata 8:105.
Mabuya agilis 8: 105.
Mabuya brachypoda 5: 141.
Mabuya lineolata 4: 321; 5: 45.
Mabuya mabouia 4: 261.
Mabuya mabouya 5: 141; 22: 191.
Mabuya mabouya mabouya 8: 105.
Mabuya mabouya pergravis 3: 77.
Mabuya mabouya sloanii 4: 321; 12: 79.
Mabuya nigropalmata 8:105.
Mabuya sloani 12: 79.
Megaelosia bufonia 23:226.
Megalocnus 20: 13.
Microhyla pulchra 23: 226.
Micrurus nigrocinctus 3: 77; 5: 39.

Nectophrynoides 23: 226.
Neusticurus bicarinatus 8: 105.
Neusticurus dejongi 8:105.
Neusticurus racenisi 8: 105.
Neusticurus rudis 8: 105.
Neusticurus surinamensis 8: 105.
Neusticurus tatei 8: 105.
Niceforonia 13: 75.
Norops 20: 145.
Norops auratus 5: 141; 8: 105.
Norops homolechis 24: 39.
Norops jubar 24: 39.
Norops onca 8: 105.
Notodelphys ovifera 4:297.
Nototheca 6: 137.

Nototheca pygmaea 4: 397.
Nyctimystes loveridgei 3: 28; 11: 181; 18: 21.

Oreophrynella quelchii 23: 226.
Oreophrynella quelchii macconelli 4: 411.
Oreophrynella quelchii quelchii 4: 411.
Oreosaurus luctuosus 8: 105.
Osteocephalus leprieurii 11: 1.
Osteopilus 23: 226.
Osteopilus brunneus 21: 159; 23: 380.
Osteopilus dominicensis 24: 23.
Otophryne robusta 4: 411; 7: 145; 11: 181.
Otophryne robusta steyermark 7: 155.
Oxybelis aeneus 5: 39.
Oxybelis brevirostris 5: 39.
Oxybelis fulgidus 9: 31.

Paludicola pusilla 4: 297.
Paludicola pustulosus 7: 69.
Pantodactylus tyleri 8: 105.
Peltophryne cataulaciceps 24: 39.
Peltophryne empusa 25: 86.
Peltophryne empusus 24:39.
Peltophryne fracta 24: 39.
Peltophryne gundlachii 24: 39.
Peltophryne guntheri 24: 39.
Peltophryne peltoccephala fustiger 24: 39.
Peltophryne peltoccephala peltoccephala 24: 39.
Peltophryne taladai 24:39.
Phenacosaurus nicefori 8: 105.
Phrynidium varium maculatum 25: 36.
Phryniscus ignescens 3: 103.
Phrynohuas venulosa 6:167; 15: 57; 15: 79; 16: 23.

- Phrynomerus bifasciatus* 23: 226.
Phrynopus 13: 75; 22: 107; 23: 226.
Phrynosoma cornutum 15 (1-1): 71.
Phyllobates 21: 143.
Phyllobates bromelicola 4: 307.
Phyllobates brunneus 3: 7; 4: 297; 4: 307; 4: 411.
Phyllobates subpunctatus 3: 7.
Phyllodactylus mulleri 8: 105.
Phyllodactylus rutteni 8: 105.
Phyllodactylus ventralis 8: 105.
Phyllomedusa 4: 261; 6: 167.
Phyllomedusa bicolor 4: 411.
Phyllomedusa burmeister trinitatis 4: 307.
Phyllomedusa helenae 7:69.
Phyllomedusa hypochondrialis 6: 15; 8: 35.
Phyllomedusa hypochondrialis hypochondrialis 4: 411.
Phyllomedusa iheringi 6: 15.
Phyllomedusa sauvagei 6: 16; 8: 35.
Phyllomedusa spurrelli 6: 15.
Phyllomedusa trinitatis 6: 15; 8: 35; 15 (1-2): 57; 15 (1-2): 79.
Physalaemus pustulosus 15 (1-2): 57; 16: 23.
Physalemus biligonigerus 7: 145.
Physalemus carbonelli 7: 145.
Physalemus cuvieri 7: 145.
Physalemus enesefae 7:145.
Physalemus fuscomaculatus 7: 145.
Physalemus gracilis 7;145.
Physalemus neglecta 7:145.
Pipa 11: 181.
Pipa parva 3: 7.
- Platymantis petersii* 4: 297.
Pleurodema brachyops 3: 6; 3: 197; 4: 307; 4: 411; 4: 491; 15: 57.
Plica bogerti 8: 105.
Plica plica 8: 105.
Plica umbra 8: 105.
Polychrus gutturosus 5: 141.
Polychrus marmoratus 8: 105.
Polypedates leucomystax 23: 380.
Prionodactylus leucostictus 8: 105.
Proctoporus achlyens 8: 105.
Proctoporus luctuosus 8: 105.
Proctoporus shrevei 8:105.
Prostherapis 8: 35.
Prostherapis alboguttatus 3: 87; 4: 307; 4: 485.
Prostherapis bocagei 3: 87; 7: 145.
Prostherapis brunneus 4: 297.
Prostherapis collaris 3: 87; 4: 307; 4: 485; 12: 191.
Prostherapis dunni 4: 307.
Prostherapis neblina 4: 307; 4: 485.
Prostherapis riveroi 4: 485.
Prostherapis shrevei 4: 411; 7: 145; 11: 181.
Prostherapis trinitatis 3: 103; 3: 165; 5: 39.
Prostherapis trinitatis mandelorum 3: 87; 4: 307; 4: 485.
Prostherapis trinitatis trinitatis 3: 87; 3:197; 4: 307; 4: 485.
Pseudacris ocularis 23: 226.
Pseudacris triseriata 23: 226.
Pseudis paradoxus 4: 307.
Pseudogonatodes lunulatus 8: 105.
Pseudopaudicola ameghinii 20: 169.

- Pseudopaludicola boliviana* 20: 169.
Pseudopaludicola ceratophyes 20: 169.
Pseudopaludicola falcipes 20: 169.
Pseudopaludicola mystacalis 20: 169.
Pseudopaludicola pusilla 3: 7; 4: 297; 4: 411; 20: 169.
Pseudopaludicola saltica 20: 169.
Pseudopaludicola ternetzi 20: 169.
Pseustes 14: 167.
Pseustes poecilonotus 5: 39.
Pternohyla 23: 226.
Ptychoglossus kugleri 8: 105.
- Rana* 3: 1; 8: 35.
Rana austriaca 7: 69.
Rana boylei 11: 203.
Rana catesbiana 3: 129.
Rana clamitans 11: 203; 23: 226.
Rana hoffmanni 7: 145.
Rana macroglossa 7: 69.
Rana marina 4: 297; 7: 69.
Rana marina americana 10: 123.
Rana miadis 12: 195.
Rana ocellata 4: 297.
Rana ovalis 4: 297.
Rana palmipes 3: 7; 3: 87; 4: 307; 4: 411; 7: 69; 7: 145; 11: 1. 23: 226.
Rana palustris 15 (1-2): 79.
Rana pipiens 7: 69; 11: 203; 12: 195; 15 (1-2): 79; 16: 23; 23: 226.
Rana sibilatrix 4: 297.
Rana venulosa 4: 297.
Rana warschewitschii 23: 226.
Rhacophorus 6: 15.
- Scolecosaurus trinitatis* 8: 105.
Smilisca baudinii 7: 69; 16: 23.
Smilisca phaeota 6: 167.
- Sminthilus limbatus* 23: 226; 25: 96.
Sminthillus limbatus orientalis 25: 96.
Sphaenorhynchus aurantiacus 15: 79.
Sphaenorhynchus eurhostus 15: 79.
Sphaerodactylus 1: 83; 14: 167.
Sphaerodactylus amazonicus 8: 105.
Sphaerodactylus argus andresensis 3: 77.
Sphaerodactylus boettgeri 8: 105.
Sphaerodactylus calcosensis 22: 191.
Sphaerodactylus corticola 16: 9.
Sphaerodactylus elegantulus 4: 391.
Sphaerodactylus fantasticus 4: 391.
Sphaerodactylus fantasticus anidrotus 4: 373.
Sphaerodactylus fantasticus fantasticus 4: 373.
Sphaerodactylus fantasticus fuga 4: 373.
Sphaerodactylus fantasticus hippomanes 4: 373.
Sphaerodactylus fantasticus karukera 4: 373.
Sphaerodactylus fantasticus ligniservulus 4: 373.
Sphaerodactylus fantasticus orescius 4: 373.
Sphaerodactylus fantasticus phyzacinus 4: 373.
Sphaerodactylus fantasticus tartaropylorus 4: 373.
Sphaerodactylus gaigeae 3: 1.
Sphaerodactylus glaucus 5: 141.

- Phrynomerus bifasciatus* 23: 226.
Phrynopus 13: 75; 22: 107; 23: 226.
Phrynosoma cornutum 15 (1-1): 71.
Phyllobates 21: 143.
Phyllobates bromelicola 4: 307.
Phyllobates brunneus 3: 7; 4: 297; 4: 307; 4: 411.
Phyllobates subpunctatus 3: 7.
Phyllodactylus mulleri 8: 105.
Phyllodactylus rutteni 8: 105.
Phyllodactylus ventralis 8: 105.
Phyllomedusa 4: 261; 6: 167.
Phyllomedusa bicolor 4: 411.
Phyllomedusa burmeister trinitatis 4: 307.
Phyllomedusa helenae 7:69.
Phyllomedusa hypochondrialis 6: 15; 8: 35.
Phyllomedusa hypochondrialis hypochondrialis 4: 411.
Phyllomedusa iheringi 6: 15.
Phyllomedusa sauvagei 6: 16; 8: 35.
Phyllomedusa spurrelli 6: 15.
Phyllomedusa trinitatis 6: 15; 8: 35; 15 (1-2): 57; 15 (1-2): 79.
Physalaemus pustulosus 15 (1-2): 57; 16: 23.
Physalemus biligonigerus 7: 145.
Physalemus carbonelli 7: 145.
Physalemus cuvieri 7: 145.
Physalemus enesefae 7:145.
Physalemus fuscomaculatus 7: 145.
Physalemus gracilis 7;145.
Physalemus neglecta 7:145.
Pipa 11: 181.
Pipa parva 3: 7.
- Platymantis petersii* 4: 297.
Pleurodema brachyops 3: 6; 3: 197; 4: 307; 4: 411; 4: 491; 15: 57.
Plica bogerti 8: 105.
Plica plica 8: 105.
Plica umbra 8: 105.
Polychrus gutturosus 5: 141.
Polychrus marmoratus 8: 105.
Polypedates leucomystax 23: 380.
Prionodactylus leucostictus 8: 105.
Proctoporus achlyens 8: 105.
Proctoporus luctuosus 8: 105.
Proctoporus shrevei 8:105.
Prostherapis 8: 35.
Prostherapis alboguttatus 3: 87; 4: 307; 4: 485.
Prostherapis bocagei 3: 87; 7: 145.
Prostherapis brunneus 4: 297.
Prostherapis collaris 3: 87; 4: 307; 4: 485; 12: 191.
Prostherapis dunnii 4: 307.
Prostherapis neblina 4: 307; 4: 485.
Prostherapis riveroi 4: 485.
Prostherapis shrevei 4: 411; 7: 145; 11: 181.
Prostherapis trinitatis 3: 103; 3: 165; 5: 39.
Prostherapis trinitatis mandelorum 3: 87; 4: 307; 4: 485.
Prostherapis trinitatis trinitatis 3: 87; 3:197; 4: 307; 4: 485.
Pseudacris ocularis 23: 226.
Pseudacris triseriata 23: 226.
Pseudis paradoxus 4: 307.
Pseudogonatodes lunulatus 8: 105.
Pseudopaudicola ameghinii 20: 169.

- Pseudopaludicola boliviana* 20: 169.
Pseudopaludicola ceratophyes 20: 169.
Pseudopaludicola falcipes 20: 169.
Pseudopaludicola mystacalis 20: 169.
Pseudopaludicola pusilla 3: 7; 4: 297; 4: 411; 20: 169.
Pseudopaludicola saltica 20: 169.
Pseudopaludicola ternetzi 20: 169.
Pseustes 14: 167.
Pseustes poecilonotus 5: 39.
Pterohyla 23: 226.
Ptychoglossus kugleri 8: 105.
- Rana* 3: 1; 8: 35.
Rana austriaca 7: 69.
Rana boylei 11: 203.
Rana catesbiana 3: 129.
Rana clamitans 11: 203; 23: 226.
Rana hoffmanni 7: 145.
Rana macroglossa 7: 69.
Rana marina 4: 297; 7: 69.
Rana marina americana 10: 123.
Rana miadis 12: 195.
Rana ocellata 4: 297.
Rana ovalis 4: 297.
Rana palmipes 3: 7; 3: 87; 4: 307; 4: 411; 7: 69; 7: 145; 11: 1. 23: 226.
Rana palustris 15 (1-2): 79.
Rana pipiens 7: 69; 11: 203; 12: 195; 15 (1-2): 79; 16: 23; 23: 226.
Rana sibilatrix 4: 297.
Rana venulosa 4: 297.
Rana warschewitschii 23: 226.
Rhacophorus 6: 15.
- Scolecosaurus trinitatis* 8: 105.
Smilisca baudinii 7: 69; 16: 23.
Smilisca phaeota 6: 167.
- Sminthilus limbatus* 23: 226; 25: 96.
Sminthillus limbatus orientalis 25: 96.
Sphaenorhynchus aurantiacus 15: 79.
Sphaenorhynchus eurhostus 15: 79.
Sphaerodactylus 1: 83; 14: 167.
Sphaerodactylus amazonicus 8: 105.
Sphaerodactylus argus andresensis 3: 77.
Sphaerodactylus boettgeri 8: 105.
Sphaerodactylus calcosensis 22: 191.
Sphaerodactylus corticola 16: 9.
Sphaerodactylus elegantulus 4: 391.
Sphaerodactylus fantasticus 4: 391.
Sphaerodactylus fantasticus anidrotus 4: 373.
Sphaerodactylus fantasticus fantasticus 4: 373.
Sphaerodactylus fantasticus fuga 4: 373.
Sphaerodactylus fantasticus hippomanes 4: 373.
Sphaerodactylus fantasticus karukera 4: 373.
Sphaerodactylus fantasticus ligniservulus 4: 373.
Sphaerodactylus fantasticus orescius 4: 373.
Sphaerodactylus fantasticus phyzacinus 4: 373.
Sphaerodactylus fantasticus tartaropylorus 4: 373.
Sphaerodactylus gaigeae 3: 1.
Sphaerodactylus glaucus 5: 141.





40
666
EPT


**A TRILOGY ON THE HERPETOLOGY
OF
LINNAEUS'S SYSTEMA NATURAE X**



**Kenneth Kitchell, Jr.
Department of Foreign Languages
Louisiana State University, Baton Rouge**

and

**Harold A. Dundee
Department of Ecology, Evolution, and Organismal Biology
Tulane University**



**SMITHSONIAN
HERPETOLOGICAL INFORMATION
SERVICE
NO. 100**

1994

**SMITHSONIAN
HERPETOLOGICAL
INFORMATION
SERVICE**

The SHIS series publishes and distributes translations, bibliographies, indices, and similar items judged useful to individuals interested in the biology of amphibians and reptiles, but unlikely to be published in the normal technical journals. Single copies are distributed free to interested individuals. Libraries, herpetological associations, and research laboratories are invited to exchange their publications with the Division of Amphibians and Reptiles.

We wish to encourage individuals to share their bibliographies, translations, etc. with other herpetologists through the SHIS series. If you have such items please contact George Zug for instructions on preparation and submission. Contributors receive 50 free copies.

Please address all requests for copies and inquiries to George Zug, Division of Amphibians and Reptiles, National Museum of Natural History, Smithsonian Institution, Washington DC 20560 USA. Please include a self-addressed mailing label with requests.

The Linnaeus crest on the cover bears evidence of Linnaeus's botanical interest. The shoulders and sides bear strands of "ivy"; the top is capped by a pair of spiny leaves bracketing a single stem with two flowers. The shield contains three crowns, each with a different "morphology". Additional details on Linnaeus and the family crest are in Uggja's 1957 book *Linnaeus* (Swedish Institute, Stockholm). K. Adler generously provided SHIS with reference to the preceding book and other items relating to Linnaeus (signatures, p. 40; Methodus, p. 54). G.R.Z.

**A TRILOGY ON THE HERPETOLOGY
OF LINNAEUS'S
SYSTEMA NATURAE X**

by Kenneth Kitchell, Jr. & Harold A. Dundee

TABLE OF CONTENTS

	Page
Foreward.....	2
Translation and Annotation of the Amphibian and Reptile Section of Systema Naturae X (Kenneth Kitchell, Jr.).....	3
Current Names for Linnaeus's Herpetological Species in Systema Naturae X (Harold A. Dundee).....	41
The Literature Cited by Linnaeus in the Amphibian and Reptile Section of Systema Naturae X (Harold A. Dundee).....	54

FOREWORD

Several years ago one of us, (HAD) was preparing a manuscript on higher category systematics and discovered to his amazement that no translation of the 10th edition of the *Systema Naturae* had been done. Although he had studied two romance languages and could struggle through some translation of Linnaeus's Latin, Dundee realized that his interpretations could be in error, hence he sought some help in translations of parts of the the *Systema* that were essential to his work. Faced with the absence of members of the Classics Department at his institution during the summer he sought aid from a zoologist priest at another institution. Although the priest could read some Latin, he was not that skilled at the use of the language. In talking to an older priest friend, Dundee was informed that if you needed to get some Latin translation from a priest you would have to go to a person probably 55-60 years or older because the Catholic church had ceased to do masses in Latin and the younger priesthood no longer had to be proficient in Latin. Prior to 1850 zoologists usually were competent readers and users of Latin, but because Latin was no longer the language of any major country the language skills needed for reading technical papers shifted to active and productive languages. Today few zoologists can say that they took courses in Latin or Greek, the main languages of so much early science. The need therefore for a translation of a major classic in zoology became evident. Accordingly Dundee turned to Kenneth Kitchell, a scholar of Latin, to do the translation, with Dundee cooperating to finesse the translation in terms that would be used by zoologists. As the work progressed the need for a listing of current names for Linnaean species and for identification of the literature that he cited became obvious, and this area, being solely in the field of herpetology, has become a contribution by Dundee.

TRANSLATION AND ANNOTATION OF THE AMPHIBIAN AND REPTILE SECTION OF SYSTEMA NATURAE X

by

Kenneth Kitchell and Harold A. Dundee

INTRODUCTION

The tenth edition of *Systema Naturae* is one of the most significant and fundamental works in the science of biology -- it marked the beginning of orderliness to the chaotic and inconsistent methods of naming animals. Karl Linné, a Swedish naturalist, who latinized his name to Carolus Linnaeus, is the author of the *Systema Naturae*. He was enobled in 1761 as Carl von Linné, thus his name may appear as Linnaeus, Linné, or von Linné. In the *Systema* he used the system of binomial nomenclature, i.e., application of at least two names, the generic name and the specific epithet, for the scientific name of an animal. Binomial nomenclature was not actually a creation of Linnaeus's. The concept of genus and specific epithet had been used for hundreds of years before his time, but the use of such names in a uniform manner and under the same cover for all groups of animals emphasized the advantages of such a system, and biologists soon embraced the idea and the binomial system was considered to be the ideal form for nomenclature. Linnaeus had actually had the same effect on botanists via publication of his book *Species Plantarum* in 1753. The fundamental concept of nomenclature is based on priority for the oldest name; names applied by Linnaeus are often the inventions of earlier taxonomists, but the acceptance of Linnaeus' s 10th as the starting point forces us to give credit for many of the earlier names to him. By currently accepted rules, no names proposed prior to 1758 are granted priority.

Linnaeus did not propose any rules for animal nomenclature but did provide some rules for botanists in his *Critica Botanica* of 1737. Zoological taxonomists did not have any guiding principles for applications of priority until 1842 when the British Association for the Advancement of Science adopted a set of rulings known as the "Stricklandian Code". In 1889 the First International Zoological Congress discussed a set of rules proposed by Professor Raphael Blanchard and adopted them at the second Congress in 1892. But a need was seen for considering all rules and by 1905 the Sixth Congress adopted the *Règles internationales de la Nomenclature zoologique*. The Règles were later replaced by the *International Code of Zoological Nomenclature*, which is the set of rules determined by the International Congress of Zoology and which is published by the International Commission on Zoological Nomenclature. In its articles the Code clearly states that Linnaeus' s 10th edition is the starting point for zoological nomenclature and is arbitrarily assigned a publication date of January 1, 1758 and that any other work published in 1758 is to be treated as having been published after that edition. Many of the names used by Linnaeus still apply, albeit in many cases in different genera.

As we look at the expanded title of the *Systema Naturae*, we see that it refers to Classes, Orders, Genera, and Species. The concept of family, a hierarchy higher than genus but lower than Order, came after Linnaeus's work. Not surprisingly, then, later investigations have led to some Linnaean names being converted to different hierarchical levels. The taxonomists of Linnaeus's time were concerned with only a few thousand species, but today we are concerned with possibly two million or more species. We have endeavored to simply translate Linnaeus' s 10th; any further interpretations fall beyond this province and belong to the specialist systematists.

At present time many class and order names given by Linnaeus have no recognition because the International Code of Zoological Nomenclature, now in its third edition, does not use its regulations for any hierarchical category above superfamily.

This is not the first translation of the *Systema Naturae*. The 13th edition, published posthumously in 1789 by Johannes Friedrich Gmelin, was translated into English from 1802-1806 by William Turton. The 13th dealt with far more species than were known by Linnaeus and included plants. It consists of seven volumes. But any user of the translation of the 13th edition should be warned that names contained in it are not necessarily endowed with priority and more important, the translation is not specifically the words of Linnaeus or Gmelin. Much additional text has been included and the documentation is simply a gross listing of sources, not specific literature, and no detailed credits are given within the text.

In our translation of Linnaeus we have faced a singular challenge which is comparable to that which plagues the students of English literature, e.g., determination of the meanings of statements that appear in Shakespearean plays. But we must remember that science tries to be exact, thus we choose not to try to second guess what Linnaeus meant. If some suggested clue is there, we explore it in endnotes, but otherwise we have tried to project exact wording. A comment by a major scholar of Linnaeus's work, the late John L. Heller, reads "...I think it must be admitted that sometimes Linnaeus's Latin syntax was a bit shaky and that occasionally he did come up with the wrong word." (1980 *Bibliotheca Zoologica Linneana*. pp. 240-264 In G. Broberg [ed.] *Linnaeus: Progress and Prospects in Linnaean Research*. Almquist & Wiskell International, Stockholm, and Hunt Institute for Botanical Documentation, Pittsburgh). Indeed we also discerned flaws in the syntax and our translations may seem to reach a different context than what he perhaps meant to say. Obviously the thought processes of early scholars were of a different ilk than those of today's sophisticated students, and we have difficulty in trying to reach into the depths of the earlier workers' brain cells to understand their interpretations. As trained scholars in our fields, classical languages and zoology respectively, we were often brainwashed by the information contained in our texts and in our mentors' lectures. But as we have discovered, from the mouths of babes, our students, we often hear novel ideas, the spawn of innocence! Thus to avoid injection of bias we have tried to be as literal as possible unless we can show cause to be otherwise. Where we find or suspect a typographical error we so indicate in our annotations.

A final word should be said concerning consistency. Linnaeus employed a wide variety of words for closely connected ideas. To recreate the intention of the original and to facilitate its study, care has been taken to provide different English words for corresponding different Latin words. Thus, a dot (*punctum*) is not a spot (*macula*) and dark-black (*ater*) is to be differentiated from black (*niger*). A frequent term which could have several meanings is *striatus*. Although we think of "striated" as meaning grooved (but one interpretation in herpetology has been "streaked"), Linnaeus's application of *striatus* seems to have been used to indicate stripes or keels. In actual Latin "stria" can mean groove or ridge. Thus where he has used such a term we have examined descriptions of the animal and determined what actual connotation he must have meant.

Specialist systematists have not been able to unravel all of Linnaeus's 10th, thus many species that he named remain obscure and unrecognized. Some have been determined to be other than what was first accepted and appeals have been made to the International Commission on Zoological Nomenclature to use its jurisdiction to overrule the laws of priority contained in the Code so that name stability can be retained for often used though erroneously applied names.

In the use of terminology we have used both a mixture of technical and vernacular terms. This is not inconsistent with modern descriptive zoology. Terms such as verrucose and warty are synonymous and either word may appear in a description. Sometimes our Latin dictionaries do not reveal all of the meanings or connotations that might apply to a word, especially as used in specialty taxonomy. This is where our collaboration has been an essential tool, Kitchell to translate the Latin, Dundee to determine how words or phrases might actually be stated by a zoologist. Each of us has thus contributed to the endnotes in discussing the innuendos of the text.

Certain terms used by Linnaeus may not be everyday terms to specialists (e.g., muricate, which refers to a spinose appearance seen in sea shells of the genus *Murex*, is used frequently in application to reptiles, but it is not a term that modern day herpetologists, or for that matter even sea shell specialists, employ). If the user of our translations encounters a problem of this nature, we recommend seeking definition in an unabridged dictionary. Many geographic names that were in use in Linnaeus' s time are now supplanted by newer names. In our appended list of current names for Linnaean species the approximate geographic ranges are given, thus preempting Linnaeus's often inaccurately stated distributions. Finally, we include a complete list of all the literature cited by Linnaeus.

Readers of this translation should be aware that Latin punctuation does not correspond to modern English punctuation, thus an exact translation phrase by phrase is not presented. In many cases we have modified Linnaeus's statements by using the telegraphic style of description so often used in taxonomic writings, but the meanings should be the same. But we have at least noted the original pagination and have tried to stay with the original paragraphing, thus comparison of Latin and English text is facilitated.

Footnotes appear at the bottom of the page as originally placed in *Systema Naturae*. Our own commentaries, represented by superscript numbers, appear at the end of the translated text.

The following is actual text translation. The term *Indiis*, which refers to the West Indies, appears to be a persistent error in Linnaeus's geography. The species alleged to live there usually are South American. We were also struck by the frequency of color references to white or whitish and are guessing that the preservation process of that day was of poor quality, thus resulting in considerable fading. Beginning on page 214 of the original text, readers will discover the male sign ♂ below the number (which is total of ventral + subcaudal scutes) for many snake species. This is not, however, intended to indicate sex, instead Linnaeus stated on p. 221 of the original text that it indicates that the species is venomous (see also our footnote 46). Re the ventral + subcaudal count, see also our footnote 45). The † is nowhere defined in *Systema Naturae*, but in the Ray Society's 1957 facsimile of Linnaeus's 1753 *Species Plantarum*, in which the binomial system is introduced for plants, W.T. Stearn states in the introduction that the sign meant an imperfectly known species or some doubt or obscurity. Stearn also states that Linnaeus's 1754 *Genera Plantarum* used the sign for a genus that he had seen only as herbarium material. We can only surmise that in *Systema Naturae* he perhaps meant it to mean that he was unsure. For a comment on terms relating to epidermal scutes, see footnote 8.

Original page 194

CLASS III
Amphibians

These most terrible and vile animals are distinguished by their unilocular and single chambered heart, arbitrary lungs, and a divided penis.

Most amphibians are rough, with a cold body, a ghastly color, cartilaginous skeleton, foul skin, fierce face, a meditative gaze, a foul odor, a harsh call, a squalid habitat, and terrible venom. Their Author has not, therefore, done much boasting on their account.¹

A polymorphous nature has bestowed a double life on most of these amphibians: granting that some undergo metamorphosis and others cast off their old age. Some are born from eggs, whereas others bear naked young. Some live variously in dry or wet, whereas others hibernate half the year. Some overcome their prey with effort and cunning, whereas others lure the same prey to their jaws as if by magic.

REPTILES. Footed and have flat-nude ears without ear lobes. They pursue various lives depending on their structure. The turtles are protected by their shell. The dracos² fly on wings, whereas lizards flee on feet, and frogs are hidden by location. Nor do they all lack venom, for example the toad, salamander, and gecko.³

SERPENTES. Footless and, lacking ears, are deaf. Lungs separate them from the fish, as do eggs in a chain and a divided penis. In short, the resemblance of the serpents with the lizards and that of the lizards with the frogs is so great as to admit no boundaries. Nature the savior has armed these creatures, cast onto the bare ground, ignorant of the use of limbs, and exposed to every harm, with weaponry bristling with dreadful venom, each unto its own kind.

Page 195

These weapons are very like teeth, but they are located on the outside edge of the upper jaw and can be extended and retracted at will. They are equipped with a sack of poison which they inject into the blood through a wound-- the cause of dire results though in other respects it is inert.

And thus these Catonians⁴ have a poisonous bite and threaten death with the tooth; the cups⁵ lack death surely according to Redi⁶. He who was in charge armed (i)⁴⁶ only a tenth of the species, but lest those who were deprived of the weapons the others possessed should be miserable and rage too much, he wished them to be similar in shape so that all of them, of dubious identification, would be feared by all. But man's Benefactor gave to the people of India the mongoose along with the *Ophiorhiza*⁷, to the Americans the pig along with *Senega*⁷ and to the Europeans the stork along with the olive.

Should one wish a diagnosis for these, let him take it from the presence or absence of feet and from abdominal and caudal scutes⁸. But lest the number, taken from one and added to another, should confuse, it is useful to have each one numbered (*Act. Stockh.* 1752, p. 296). The length should be given to and from the anus and in some cases it should be by color. Be careful, however, lest the tail, once cut off, has been regenerated.

NANTES, the aquatic finned ones. (Chondropterygios, or the so-called cartilaginous fishes). A class of amphibians that have arbitrary lungs*, although it is true that they are not to be seen. They do not breathe with free, but with joined gills. The males lie upon the females with a divided penis! The eggs are in a chain with young, the skin is foul, the bones and the rest are cartilaginous. Nor are they entirely unschooled in venom, as witness the sting ray and the electric ray.

AMPHIBIOLOGI are the smallest of them all, but none are true. Seba has collected and delineated a tremendous number of them unknown to himself, but he multiplied them and described them but minimally. Catesby sketched a few serpents more beautifully than he made notes about them.

* The lungs are pectinate, finned like those of fish but are joined to an arcate, cylindrical, bulbous passage way, lacking a bony rod, unlike that of a fish, except in external appearance.

page 196

CHARACTERISTICS OF THE GENERA

I. REPTILES. Footed, air breathing

- 103. *Testudo* : body protected in a shell
- 104. *Draco* : winged flying body
- 105. *Lacerta* : a body (shelled or winged) that is naked and tailed
- 106. *Rana* : a body similarly naked and without a tail⁹

II. SERPENTES. Legless, air breathing

- 107. *Crotalus* : abdominal and caudal scutes, with a rattle
- 108. *Boa* : abdominal and caudal scutes, without a rattle
- 109. *Coluber* : abdominal scutes, caudal scales
- 110. *Anguis* : abdominal and caudal scales
- 111. *Amphisbaena* : abdominal and caudal rings
- 112. *Coecilia* [sic]: naked, lateral wrinkles

III. NANTES. Finned, breathing air through their sides

- 113. *Petromyzon* : 7 spiracles
- 114. *Raja* : 5 spiracles below ; body depressed.
- 115. *Squalus* : 5 lateral spiracles; smooth, rounded body
- 116. *Chimaera* : 1 spiracle; 2 front incisor teeth
- 117. *Lophius* : 1 spiracle; pectoral fins inserted in the forelimb
- 118. *Acipenser* : 1 spiracle; retractable mouth

page 197

I. REPTILES

Air breathing, four feet

103. TESTUDO. Four-footed body; tailed; covered with a shell

Mydas. 1: Turtle with flipper-like feet, two claws on the front feet, single claws on the hind feet, oval shell.

Amoen. acad. 1. p. 138. Turtle with pointed claws, two on the front foot, one on the rear foot

Mus. Ad. Fr. 1. p. 50. Dark-black turtle.

Osb. iter. 293.

Gesn. quadr. 78. Marine turtle.

Aldr. quadr. 712. t. 714.

Grew mus. 38. t.3. f. 4¹⁰

Olear. mus. 27. t. 17. f. 1.

Bradl. natur. t. 4. f. 4

β. *Seb. mus.* I. t. 80. f. 9. American marine turtle called the *Mydas*.

Amoen. acad. 1. p. 137. The same turtle

Marcgr. bras. 241. The *jurucuja* to the people of Brazil

Raj. quadr. 256.

γ *Amoen. acad.* 1. p. 287. n. 7. A turtle with sharp claws, with single ones on the front and hind feet.

Mus. Ad. Fr. 1. p. 50. The same turtle

Seb. mus. 1. t. 79. f. 4. 5. 6.

It lives near the sea islands: Ascension Isle, etc. It buries its membranous eggs by night in calcareous sand.

Its flesh is greenish and edible. It sleeps on its back on the sea. It attacks as many men as pursue it. It does not get up when on its back on land. Its shell was once used for shields and arches.¹¹

- Caretta*. 2: Turtle with flipper-like feet. Two claws on its fore and hind feet; shell ovate and sharply serrated.
Gron. mus. 2. p. 85. n. 69. Turtle with swimming feet, two sharp claws.
Brown. jam. 465. Turtle with two sharp claws on each side, five gibbous scales on its back.

page 198

- Catesb. car.* p. 39, t. 39. Testudo *Caretta* Rochef. ¹²
Raj. quadr. 258. Testudo *Caretta*.
 Lives near American islands.
- orbicularis* 3: Turtle with palmate feet, circular and flattish shell.
Raj. quadr. 254. Freshwater turtle?
 Lives in southern Europe.
 Small, very solid, rounded shell neither anteriorly nor posteriorly emarginate. The sternum is split posteriorly. The toes of the feet are connected by a membrane into a round sole.
- scabra* 4. Turtle with a flattish shell with all its small scutes in the middorsum.
 Lives in the Indies.
 The body and sides of the shell, below, are variably white and black. The sternum is truncated posteriorly.
- lutaria* 5. Turtle with subpalmate feet; tail shorter than half its body; subconvex shell, carinate to the rear; with three scutes.
Amoen. acad. 1. p. 139, n. 23. Turtle with sharp claws, four each on the fore and hind feet.*
 Lives in Italy, Orient.
 Forefeet more or less palmate, hind feet less so. Sternum posteriorly truncate.
- graeca* 6. Turtle with subdigitate feet, a gibbous shell with a very blunt lateral margin, flattish scutes.
 The lesser, tessellated African turtle. *Edw. av.* 204. t. 204.
 Lives in Africa.
 Tailed body, five claws on its forefeet but four on the rear.
- carolina* 7. Turtle with digitate feet, a gibbous shell, no tail.
 Tessellated lesser Carolinian turtle. *Edw. av.* 205. t. 205.
 Lives in Carolina.
 Five-toed forefeet, four-toed hind feet.
- carinata* 8. Turtle with digitate feet, humped shell, four dorsal small scutes, front¹³ scutes carinate. Solid, one-piece sternum.
 Lives in warm regions.

* This asterisk probably is a typographic error--no meaning can be ascertained.

Turtles often live 14 days with their heads cut off. In the colder regions the terrestrial types hibernate during winter. No animal is slower than a turtle. During copulation they often cling together for a month.

page 199

geo-
metrica

9. Turtle with hind feet palmate, small scutes of the shell elevated.
Mus. Ad. Fr. 1. p. 50. Turtle with sharp claws, five on the front foot, 4 on the hind foot.

Worm. mus. 317. Turtle painted, or marked with stellate forms.

Amoen. acad. 1. p. 139 n. 24

Grew. mus. 36. t. 3. f. 1, 2. Greater turtle with tessellated shell

Seb. mus. 1. t. 80. f. 8. Lesser Amboinian turtle

Pis. bras. t. 105. Turtle with geometric shapes of blackish and yellowish color.

Raj. quadr. 259. Lesser tessellated turtle.

Lives in Asia.

Black shell with small, yellow scutes emitting yellow anastomosing rays.

pusilla

10. Turtle with hemispherical shell, convex trapezoidal small scutes, with punctate centers striated at the margins.

Grew. mus. 38. t. 3. f. 3. Virginia turtle.

Worm. mus. 313. Land turtle, small, from east India.

Raj. quadr. 259. The same turtle.

Lives in India.

ser-
pentina

11. Turtle with digitate feet, subconvex shell, blunt and five-pointed posteriorly.

Lives in warm regions.

104. *DRACO*. Four-footed body, tailed, winged.

volans

1. *Draco. Syst. nat.* 36. *Gron. mus.* 2. p. 73. n. 46.

Mus. Ad. Fr. 1. p. 40. *Draco*.

Amoen. acad. 1. p. 126. Lizard with a smooth tail, five-toed feet, wings connected to the thigh, triple crest on the throat.

Bont. jav. 57. t. 57. The flying lizard or little dragon.

Seb. mus. 2. t. 86. f. 3. The African flying lizard.

In turtles the front feet have five toes, the rear four, with the same number of claws. The marine types are exceptions, having flipper-like feet. The scutes of the shell are quite often of the same number and as a result diagnosis of species is very difficult.

All the other dracones [dragons] listed by authors are fictitious, like the *HYDRA*, *Seb. mus.* 1. t. 102. f. 1 which I saw at Hamburg, but which was an outstanding work, not of nature, but of art.

page 200

Brad. natur. t. 9. f. 5. Flying lizard.

Lives in India and Africa.

105. *LACERTA*. Four-footed body, tailed, naked.

**Those with a compressed tail*

Croco-
dilus

Lizard with a compressed tail, three-clawed feet, front feet five-toed, hind feet four-toed and palmate.

Amoen. acad. 1. p. 121. The same lizard.

Mus. Ad. Fr. 1. p. 40. The same lizard.

Gron. mus. 2. p. 74. n. 47. *Crocodylus*.

Bellon. aquat. 41. *Crocodylus*.

Gesn. quadr. 9. *Crocodylus*.

Aldr. aquat. 677. *Crocodylus*.

Jonst. quadr. t. 79. f. 3. Crocodilus.

*Raj. quad. 261. Lacertus maximus.*¹⁴

Bont. jav. t. 55. Crocodylus Cayman.

Marcgr. bras. 242. Jacare.

Olear. mus. 8. t. 7. f. 3. Crocodylus.

Bell. mus. 47. t. 13. Crocodilus niloticus.

Sloan. jam. 2. p. 332. Crocodilus.

Seb. mus. 1. t. 103. 104. Crocodilus.

Merian. sur. 49. f. 69. Crocodil.

Vallisn. nat. 1. t. 43.

*Catesb. car. 2. t. 63. Lacertus maximus.*¹⁴

Lives in the waters of Africa, Asia, and America.

Anatomy of the crocodile. *Hasselq. iter. 292.*

It lays one hundred eggs. These are dug up by the ichneumon, a small bird.¹⁵

When the young are hatched, the mother calls them forth onto her back and leads them to water. The male and female swallow down those who fall in the water. It eats under water. Joined together in a group, they disturb the aquatic animals. *Leviathan Jobi. 40:20; 41:24.*¹⁶

It is fierce to those fleeing it. Those who know how, leap onto its back and control it.¹⁷

Caudiverbera 2. Lizard with a depressed-flat, pinnate tail, palmate feet.
Fevill. peruv. 2. p. 319. t. 319.
Seb. mus. 2. t. 62. f. 9.
It lives in Peru.

superciosa 3. Lizard with a carinate tail, back and eyebrows ciliate.
Mus. Ad. Fr. 1. p. 40. The same lizard.

page 201

Seb. mus. 1. t. 109. f. 4.

Lives in the Indies.

scutata 4. Lizard with an average sized, subcompressed tail, toothed dorsal suture, bimucronate occiput.
*Seb. mus. 1. p. 173. t. 109. f. 3. Huge, scuted, amboinian*¹⁸ salamander.
Lives in Asia.

Monitor 5. Lizard with a carinate tail and a shortened body.
Mus. Ad. Fr. 1. p. 41. Lizard with an entirely two-edged tail. five-toed feet, all toes clawed.
Seb. mus. 2. t. 86. f. 2
t. 105. f. 1.
1. t. 94. f. 1. 2.
Lives in the Indies.
The body is verticillated with white ocellate spots. Abdomen white, with interrupted linear bands.

principalis 6. Lizard with a subcarinate tail; solid throat crest, smooth back.
Mus. Ad. Fr. 1. p. 43.

Amoen. acad. 1. p. 286. t. 14. f. 2.
Lives in the Indies.

bicarinata

7. Lizard with a compressed tail, moderately bicarinate; back carinate-keeled¹⁹ four times.

Lives in the Indies.

Small, gray. The back has two raised ridges and each side of the back is carinate-striated with scales. The sides have convex tuberculate scales. The abdomen is covered with 24 transverse rows of scales, six in each. The tail is about 1 1/2 times as long as the body, is compressed, striated below, smooth on the sides, with a double angular ridge above. No crest.

palustris

8. Lizard with an insignificant tail, moderate size, with split, stubby feet. Four-toed front feet. *Fn. svec.* 256.

Gron. mus. 2. p. 77. n. 51. Warty, unscaled salamander.

Raj. quad. 273. Aquatic salamander.

Seb. mus. 1. t. 89. f. 4, 5. American lizard.

Lives in the fresh, stagnant waters of Europe. Perhaps a distinct species from *L. agilis* or the larva of another²⁰.

page 202

**** Those with a verticillate tail**

Cordylus

9. Lizard with a short, verticillated tail, dentate scales, smooth body.

Amoen. acad. 1. p. 132. 292.

Gron. mus. 2. p. 79. n. 55. *Cordylus*.

Seb. mus. 1. t. 84. f. 3. 4. & 2. t. 62. f. 5.

Lives in Africa and Asia.

Body verticillated with truncate scales.

Stellio

10. Lizard with an average sized verticillate tail. Dentate scales, head and body spiny.

Hasselt. iter. 301. Spotted lizard.

Tournes. itin. 1. p. 119. t. 120. The lizard called *Coslordilos*.

Seb. mus. 2. t. 8. f. 7.

Lives in the Orient: Delos²¹, Egypt, Africa.

mauritana

11. Subverticillate tail, short, terete, with a spiny apex. Body spiny above, feet scaly below. It lives in Mauritania. E. Brander.

The body resembles *L. gecko* in bearing and shape, but is sickly yellow and, at the sides of the head, above the neck, back, and legs, is warty and spiked. The tail is shorter than the body, spiny in six places from its base to the middle. From there to the tip it is smooth. The toes of the feet, as in the gecko, lamellosely squamate below, with very small claws. Beneath, the entire body is smooth with very small scales.

azurea

12. Lizard with a short, verticillate tail, pointed scales.

Mus. Ad. Fr. 1. p. 42. The same lizard.

Seb. mus. 2. t. 62. f. 6.

Lives in Africa.

turcica 13. Lizard with a subverticillate, average tail, a gray, subverucose body.
Edw. av. 204. *t.* 204. Lesser lizard, ash-gray, spotted, Asiatic.

Lives in the Orient.

The tail is scarcely longer than the body, poorly verticillate. The body is small, gray, spattered with dark spots, uneven²² and with scattered, ill-formed warts.

Ameiva. 14. Lizard with a long, verticillate tail, thirty abdominal scutes, a collar with a double wrinkle below.

Amoen. acad. 1. *p.* 127, 293. Lizard with a terete tail, twice the length of the body, five-toed feet, no crest, 30 abdominal scutes.

page 203

Mus. Ad. Fr. 1. *p.* 45. The same lizard.

Gron. mus. 2. *p.* 80. *t.* 56. Lizard with a terete tail three times the length of the body, very smooth scales, oblong squarish²³ abdominal scales.

Ctus. exot. 115. *Lacerta indicus*

Edw. av. 202. *t.* 202, 203. Greater green lizard.

Worm. mus. 313. *f.* 313.

Raj. quadr. 270. Indian lizard.

Seb. mus. 1. *t.* 85. *f.* 2, 3.

t. 88. *f.* 1, 2.

Sloan. jam. 2. *p.* 333. *t.* 273. *f.* 3. The greater, ash-gray, spotted lizard.

β *Amoen. acad.* 1. *p.* 130. Lizard with a terete tail 1 1/2 times the length of the body. Five-toed feet, back striated with longitudinal lines.

Lives in America.

agilis 15. Lizard with a longish, verticillate tail with sharp scales, a collar below composed of scales.

Faun. svec. 1352. Lizard with a terete verticillate tail the length of the body, five-toed clawed feet.

Syst. nat. 36. *n.* 6. Lizard with a terete, long, verticillate tail with sharp scales, five-toed clawed feet.

Mus. Ad. Fr. 1. *p.* 43. The same lizard.

Gron. mus. 2. *p.* 80. *n.* 57. Lizard with a tail a bit longer than the body, very smooth scales.

Raj. quadr. 264. Common lizard, black spotted belly

Seb. mus. 2. *t.* 79. *f.* 4. Lesser spotted indigenous lizard.

β *Raj. quadr.* 264. Green lizard

Aldr. quadr. 634. Green lizard

Seb. mus. 2. *t.* 4. *f.* 4, 5. Green lizard.

Lives in Europe and India

In southern Europe it differs by its green color. The Indian one is more beautifully colored. The thigh is marked below with a line of hard dots, as is the case for *L. ameiva*.

algira 16. Lizard with a verticillate, rather long tail, body with two yellow lines on both sides.

Lives in Mauritania. *E. Brander.*

The body is barely longer than a finger, dusky above, yellowish below. Dorsal

scales are carinate and more pointed. A yellow line delineates the back on both sides and another distinguishes the abdomen on both sides from the sides.

page 204

Seps

17. Lizard with a long, verticillate tail, a lateral, curved back suture, squared scales.

Amoen. acad. 1. p. 293. Lizard with a verticillate tail, subpentadactyl feet²⁴, squared scales.

It lives in southern areas.

Short feet, distant, suited for running. Flat abdomen.

angulata

18. Lizard with a long, hexagonal tail; carinate, pointed scales.

It lives in America. *Rolander.*

Small, with a dark back. All its scales, with the exception of the abdominal ones, are pointed, very carinate. Naked head, with various raised wrinkles. To the rear, where the neck scales begin, it is truncated and attached as it were. Beneath its throat are two large, rounded scales. The tail is 1 1/2 times longer than the body, hexagonal, very angular.

* * * *Tail terete and imbricate, longer than the body.*

chamaeleon

19. Lizard with a short, terete, incurved tail, with two and three toes joined together.

Amoen. acad. 1. p. 290, 501. The same lizard.

Mus. Ad. Fr. 1. p. 45. The same lizard.

Gron. mus. 2. p. 76. n. 50. Chamaeleon.

Olear. mus. 9. t. 8. f. 3. Chamaeleon.

Bellon. itin. 1. 2. c. 60. Chamaeleon.

Besl. mus. t. 12. Chamaeleon.

Valent. mus. 1. 3. c. 31. Chamaeleon.

Kircher. mus. 275. t. 293. f. 44. Chamaeleon.

Jonst. quadr. t. 79. Chamaeleon.

Seb. mus. 1. t. 82. f. 3. 4. 5. & t. 83. f. 5.

Aldr. quadr. 670. Chamaeleon.

It lives in Africa and Asia.

Chamaeleon anatomy. *Hasselq. iter.* 297.

It differs at the top by being flat and carinate. It slowly swells and shrinks its body.

The eyes are covered, very brilliant, with a naked, golden pupil. Its gait is slow, with opposed, anomalous feet and with tail raised above. The tongue is lumbriciform, very long, and catches flies. It changes colors in warm places and is awake by night.

*Salaman-
dra*

20. Lizard with a terete, short tail, stubby toes, and a naked, porous body

Amoen. acad. 1. p. 131. Lizard with a smooth, short tail, unarmed feet. Front feet are four-toed, hind feet five-toed.

page 205

Mus. Ad. Fr. 1. p. 45. The same lizard.

Matth. diosc. 274. f. 274. Salamander.

Gesn. quadr. 80. Salamander.

Aldr. quadr. 641. Land salamander.

Jonst. quadr. t. 77. f. 10.

Olear. mus. t. 8. f. 4.

Seb. mus. 2. t. 12. f. 5.

Raj. quadr. 173. Land salamander

Lives in Europe.

The body is naked, without scales, perforated with pores. It was said in antiquity that it lived in fire, but Bartholinus has experimented on this. It exudes an oil from its pores that is used as a depilatory.

Gecko

21. Lizard with a terete, average tail; imbricate toes; body warty.

Amoen. acad. 1. p. 133. 292. Lizard with a smooth, average tail, five-toed feet.

Toes crested and imbricate; body warty.

Mus. Ad. Fr. 1. p. 46. The same.

Hasselqv. iter. 306. Gecko lizard with a smooth, average tail, crested feet, with lamellae longitudinally.

Gron. mus. 2. p. 78. n. 53. Salamander.

Seb. mus. 1. t. 168. f. 2-8.

Bont. jav. 57. Indian salamander.

Lives in the Indies, often even in homes.

It exudes poison onto its food from its feet (or through its urine?).²⁵

Hasselqv. Tame; uses a house as a place of refuge.

Stincus²⁶

22. Lizard with a terete, average tail, compressed at its tip; with marginate, stubby toes.

Gron. mus. 2. p. 76. n. 49. Scincus.

Seb. mus. 2. p. 112. t. 105. f. 3.

Besl. mus. 1. 12. f. 1.

Olear. mus. 9. t. 8. f. 1.

Raj. quadr. 271. Scincus.

Amoen. acad. 1. p. 294.

Hasselqv. act. ups. 1750. p. 30.

- - - *itin.* 309. n. 58.

Lives in mountainous areas of Libya, Egypt, and Arabia Petraea.²⁷

The body is sold as an aphrodisiac.²⁸

hispidia

23. Lizard with a terete average tail, triple-spined at tip.

Mus. Ad. Fr. 1. p. 44. The same lizard.

page 206

Seb. mus. 1. t. 109. f. 6.

t. 83. f. 1. 2.

It lives in South America

orbicularis

24. Lizard with a terete, short tail, trunk subglobular and spiny above.

Seb. mus. 1. p. 134. t. 83. f. 1. 2. Orbicular spiny lizard

Hernand. mex. 327, 328. Orbicular lizard

Raj. quadr. 263. Orbicular lizard

Lives in Mexico.

- vulgaris** 25. Lizard with a terete, average tail; four-toed front feet; feet stubby.
Faun. svec. 254. Lizard with unarmed feet, four-toed hands²⁹ five-toed rear feet; livid body; dark double dorsal line.
Raj. quadr. 264. Common lizard.
 Lives in Europe. Its larva is beneath the water.
- aquatica** 26. Lizard with a moderately terete, average tail; stubby, split feet; front feet four-toed.
Gron. mus. 2. p. 78. n. 52. Scaleless salamander, moderately terete tail.
Gesn. ovip. 31. Aquatic lizard
Seb. mus. 2. p. 15. t. 12. f. 7. Ceylon salamander.
 It lives in fresh and stagnant bodies of water in Europe. Whether this is a distinct species of a larva of the previous one I am not yet fully clear.
- **** *Those whose tail is terete, imbricate, longer than the body.*
- Basili-
scus** 27. Lizard with a terete, long tail; radial dorsal fin; crested occiput.
Seb. mus. 1. t. 100. f. 1.
 Lives in South America.
- Igvana³⁰** 28. Lizard with a terete, long tail; a dorsal, dentate suture; a denticular gular crest.
Amoen. acad. 1. p. 123. 287. Lizard with a terete tail; five-toed feet; longitudinal dorsal crest; a hanging, anteriorly dentate appendage on the throat.
Mus. Ad. Fr. 1. p. 43. The same.
Gron. mus. 2. p. 82. n. 60. Igvana.
Maregr. bras. 236. f. 236.

page 207

- Jonst. quadr.* t. 77. f. 5.
Jacob. mus. t. 4.
Olear mus. t. 6. f. 1. Yvana. ³¹
Bont. jav. 56. t. 56. Leguan lizard
Maregr. bras. 236. Senembi or Igvana
Nieremb. nat. 271. t. 271.
Ovied. amer. l. 13. c. 3.
Rhed. exper. 100. t. 101. Igvane.
Worm. mus. 313.
Sloan. jam. 2. p. 333.
Raj. quadr. 265. Senembi lizard and Igvana.
Seb. mus. 1. t. 95. f. 1. 2.
 96. f.
 97. f. 3.
 98. f. 1.
Clus. exot. 116. Yvana.
Gatesb. car. 2. p. 64. t. 64?
 Lives in the Indies.
 It is captured by means of a noose. Its flesh is tastiest of all, but is harmful to those with syphilis.

Calotes 29. Lizard with a terete, long tail. Anterior back and posterior head dentate.
Amoen. acad. 1. p. 289.
Mus. Ad. Fr. 1. p. 44.
Seb. mus. 1. t. 95. f. 3. 4.
 t. 93. f. 2
 Lives in Asia: Ceylon.
 The body is blue with pointed scales; keeled below. Dorsal spines lamellate.

Agama 30. Lizard with a terete, long tail. The dorsal neck and posterior head are prickly.
Amoen. acad. 1. p. 288.
Mus. Ad. Fr. 1. p. 44.
Seb. mus. 1. t. 107. f. 1. 2. 3.
 Lives in America.
 Body color pallid. Abdomen lightly striated.³²

Umbra 31. Lizard with a terete, long tail; nape slightly crested; occiput callous; back keeled³³.
 Lives in southern regions.
 A deep fold beneath the throat. Body color clouded.

page 208

Plica 32. Lizard with a terete, long tail; a callous occiput; eyelids lacking skin above; neck laterally warty and plicate below.
 Lives in the Indies.
 The body is scarcely longer than a finger, not counting the tail. In my specimen it is covered everywhere with conical scales (like shagreen). The occiput is callous and the eyebrows are subcrenate, lacking skin above, with a membranous scar, divided transversely into three parts by a distinct furrow.³⁴ Behind the ears, towards the sides of the head and neck, are two spiny warts. The neck has a double fold below. The dorsal suture has largish scales, almost crenate anteriorly. A wrinkle, raised up from the neck over the arms, runs in each direction and bends in the middle of the trunk. The tail is smooth, covered with tiny spots, and is just noticeably verticillate, and longer than twice the body. The toes are long, scabby below, with fairly pointed scales. The claws are compressed.

marmorata 33. Lizard with a long, terete tail; throat somewhat crested, anteriorly dentate; back smooth.
Amoen. acad. 1. p. 129. 288.
Mus. Ad. Fr. 1. p. 43.
Seb. mus. 2. t. 76. f. 4.
 Lives in Spain.
 Body compressed; tail striped.

bullaris 34. Lizard with a terete, long tail, with a pouch on the throat.
Catesb. car. 2. t. 66. Green Jamaican lizard.
 Lives in Jamaica.
 Small, with a green body; beneath the throat is a red globe which is vesicular and retractable.

- strumosa** 35. Lizard with a terete, long tail, a gibbous, forward -thrust chest.
Seb. mus. 2. t. 20. f. 4. Mexican strumose salamander.
 Lives in South America.
 The chest, or sternum, projects forward into a blunt dagger shape.
- Teguixin** 36. Lizard with a terete, long tail; a lateral folded suture.
Amoen. acad. 1. p. 128. Lizard with a terete, long tail; five-toed feet; no crest; plicate abdomen.
Mus. Ad. Fr. 1. p. 45.
Seb. mus. 1. t. 96. f. 1.
 Lives in the Indies.
 The neck has a triple fold below.
-
- page 209**
- aurata** 37. Lizard with a terete, long tail; glabrous rounded scales; darkish sides.
Amoen. acad. 1. p. 294. Lizard with a smooth tail; five-toed feet; rounded, very smooth, grayish scales; darkish sides.
Mus. Ad. Fr. 1. p. 46. Barbarian lizard.
Gron. mus. 2. p. 75. n. 48. Scincus?
Seb. mus. 1. t. 89. f. 3.
Aldr. quadr. 660. Cypriot scincoid lizard.
 It lives in the English Isle of Jersey and on Cyprus.
 In life, it shines most beautifully with a gold color.
 The body is smooth, almost fat. The ears are concave.
- punctata** 38. Lizard with a terete, long tail; with two yellow lines on the back, with interspersed black dots.
Mus. Ad. Fr. p. 46. The same lizard.
Seb. mus. 2. t. 9. f. 9.
 Lives in Asia.
 Two yellowish lines enclose the back and distinguish it from the sides.
- lemniscata** 39. Lizard with a terete, long tail; with eight striped³⁵ lines on the back
Mus. Ad. Fr. 1. p. 47. The same lizard.
Seb. mus. 1 t. 92. f. 4.
 Lives in Guinea.³⁶
 Very similar to *Lacerta agilis*.
- fasciata** 40. Lizard with a terete, longish tail; back brown, with five yellowish lines.
Catesb. car. 2. t. 67. Blue-tailed lizard.
 Lives in Carolina.
- lineata** 41. Lizard with a terete, long tail. four-toed front feet; body with four yellow lines.
Mus. Ad. Fr. 1. p. 46. Lizard with a terete, long tail; feet split and minimally clawed.
 Front feet are four-toed, hind feet five-toed.
Seb. mus. 2. t. 41. f. 6. Lesser lemniscate Ceylonese lizard.
 Lives in Ceylon.
- Chalcides** 42. Lizard with a terete, long tail; three-toed feet.
Syst. nat. 36. n. 7. The same lizard.

page 210

Column. Ecphr. 1. p. 35.t. XXXVI. Seps, chalcid lizard or chalcides³⁷.
Aldr. quadr. 638. Chalcidic lizard.
 Lives in southern Europe and Africa.
 Midway between the lizards and the snakes, but equipped with ears.

*angvina*³⁸ 43. Lizard with a tail somewhat stiff at its end; striped body³⁹; pinniform feet.
Seb. mus. 2. t. 68. f. 6. 7. A serpentine worm out of Africa.
 Lives on the Cape of Good Hope. It has not been seen by me.

106. *RANA.* Body tetrapod, naked, tailless.

Pipa 1. Frog with stubby, four-toothed front feet, clawed rear feet.
Mus. Ad. Fr. 1. p. 49. The same frog.
Gron. mus. 2. p. 84. n. 64.
Seb. mus. 1. p. 121. t. 77. f. 1-4. Toad or American pipa.⁴⁰
Vincent. pip. 1726. t. 62. Surinam aquatic toad.
Bradl. nat. 1. 22. f. 1. Surinam frog.
Vallisn. nat. 1. t. 41. f. 6.
 Lives in Surinam.
 It hatches its young by laying them on its back.

Bufo 2. Frog with a dark and pale, warty, swollen body.
Fn. svec. 253. Frog with split, four-toed front feet; rear feet palmate, six-toed⁴¹;
 fairly short thumb.
It. oel. 142.
Gesn. pisc. 807. Rubeta or phrynum.⁴²
Jonst. quadr.
Bradl. nat. 1. 21. f. 2.
Raj. quadr. 252. Toad or rubeta.
 It lives in shady, wooded, stony areas of Europe, especially in Ukrainia.
 It is eaten by the buteo falcon. *Gesn. pisc.* 807.
 The warts exude a milky substance and are poisonous if drunk, touched, or inhaled. It delights in *Cotula*, *Actaea*, *Stachys foetida*.⁴³ It is viviparous, with, so they say, the male acting as midwife. It lures insects into its mouth through bewitchment. It is nocturnal and a digger.

The front feet in most species of *Ranae* are split and four-toed. The rear feet are five-toed and palmate, less frequently indistinctly six-toed⁴¹.

page 211

Rubeta 3. Frog with a warty body; obtuse anus; dotted with black below.
Syst. Nat. 37. n. 5. Frog with split, four-toed front feet; subpalmate rear feet;
 anus dotted below.
It. Wgot. 261.
 Lives in Europe.

gibbosa 4. Frog with an ovate-convex body; a longitudinal ash-gray dentate stripe;
 split feet.
Amoen. acad. 1. p. 286. Frog with four-toed split front feet; six-toed⁴¹ split rear

feet; thumb a bit wide and very short.

Mus. Ad. Fr. 1. p. 48. The same frog.

Lives in remote areas.

variegata

5. Frog with a warty body; a white abdomen spotted with black; a gular fold.

Lives in remote areas.

It is similar to toads but is small, black, and is everywhere rough above with dots. Below, it is variegated with white and black. The feet are stubby, the front feet split and four-toed, the rear feet five-toed and palmate. A transverse wrinkle under the neck.

ventricosa

6. Frog with a semi-ovate mouth, fairly projecting throat.

Mus. Ad. Fr. 1. p. 48. The same frog.

Lives in the Indies.

marina

7. Frog with gibbose shoulder blades; bumpy rear end.

Seb. mus. 1. t. 76. f. 1. Largest marine frog.

Lives in America.

Front feet split, four-toed. Rear feet somewhat split and five-toed.

typhonia

8. Frog with ovate ear lobes.

Lives in America, calling by night with the foul sound of the crow as it grows light.

Rolander.

The back has four longitudinal wrinkles, raised dots, and black spots. The feet are stubby, front feet four-toed and split, rear feet five-toed and palmate. The toes are narrow, the second being the longest, but lacking rounded claws.

ocellata

9. Frog with ocellate ears and stubby feet.

Brown. jam. 466. t. 41. f. 4. The largest, compressed, mottled frog.

Are the penises of frogs the warts on the thumb of the front foot? ⁴⁴ For in the turtles the penis is at the loins by the thighs, in serpents it is at the anus. Frogs' eggs are naked.

page 212

Lives in America.

At the ears there is an ocellate spot on each side. Front feet four-toed and split; rear feet five-toed, subpalmate.

cornuta

10. Frog with conical eyelids.

Mus. Ad. Fr. 1. p. 48. The same frog.

Seb. mus. 1. t. 72. f. 1, 2. Horned toad or spiny Virginia [toad].

Lives in Virginia and is hideous in appearance.

marginata

11. Frog with marginate sides, a smooth body, and split rear feet.

Mus. Ad. Fr. p. 47. Frog with marginate sides.

Lives in the Indies.

paradoxa

12. Frog with femur obliquely striated posteriorly. *Mus. Ad. Fr.* 2.p...

Syst. nat. 36. n. 2. Lizard with a double tail; front feet four-toed and split; rear feet

five-toed and palmate. Abdomen swollen.

Mus. Ad. Fr. 1. p. 49. Fish frog.

Seb. mus. 1. t. 78. f. all.

Merian. surin. 71. t. 71.

Lives in Surinam.

*tempora-
ria*

13. Frog with a flatish, sub-angular back.

Faun. svec. 250. Frog, front feet four-toed and split, rear feet five-toed and palmate. The thumb is rather long.

It. oel. 154. Occasional frog.

Gesn. ovip. 46. Harmless aquatic frog.

Aldr. ovip. 89. Frog.

Jonst. quadr. t. 75 f. 5, 6, 7, 8.

Raj. quadr. 247. Aquatic frog.

Bradl. natur. t. 21. f. 1.

It lives in Europe.

It is aquatic in the spring but terrestrial in the summer. It lives on gnats and is eaten by ducks and herons. Even when its heart has been removed, it leaps.

*esculen-
ta*

14. Frog with an angular body; back transversely gibbous; abdomen marginate.

Roes. ran. 51. t. 13. Green aquatic frog.

It lives in springs in Europe.

Green, with three yellow lines, the middle one running from the mouth to the anus. The back is divided transversely with a hump. Rear feet palmate. The male has rounded, inflated ears. Very often it predicts rain with its evening song.

page 213

Hyla

15. Frog with a transversely gibbous angular back; abdomen crossed with a curved band on the groin.

Gesn. pisc. 809. Gibbous frog. 4,5,

Lives in Europe.

From a distance its croaking imitates the sound of bells.

arborea

16. Frog with a smooth body. Beneath it is tuberculate with contiguous dots.

Feet split, with roundish wide claws.

Amoen. acad. 1. p. 135. Frog with split feet, roundish claws, and smooth, posteriorly angulate body.

Mus. Ad. Fr. 1. p. 47. The same frog.

Gron. mus. 2. p. 84. n. 63. Frog.

Seb. mus. 1. t. 73. f. 3. Slender Brazilian frog.

Seb. mus. 2. t. 78. f. 5. Red American frog.

Gesn. pisc. 808. Green, small frog.

β *Amoen. acad.* 1. p. 285. Frog with split feet; front feet four-toed, rear feet five-toed. Knees are tuberoses below.

Lives beneath the leaves of trees in Europe and America, calling flies into its jaws.

boans

17. Frog with a smooth body; contiguous dots below. Feet palmate, rear feet five-toed, front feet four-toed with roundish, wide claws.

Amoen. acad. 1. p. 285. Frog with four-toed front feet, rear feet five-toed and palmate. Tips of the claws roundish.

Mus. Ad. Fr. 1. p. 47. The same frog.

Seb. mus. 1. t. 71. f. 3, 4. Surinam frog.

Lives in America.

It is very similar to the tree frog but all the feet are palmate and the body is large and white, even possessing milky white spots. And these things are enough to distinguish it as a species.

Oviparous aquatic frogs undergo metamorphosis.

page 214

II. SERPENTES⁴⁵

Mouth breathing. No feet or fins.⁴⁶

107. *CROTALUS*. Abdominal scutes. Subabdominal scutes and scales. Rattle at the end of its tail.

Scutes and small scutes.

192. *horridus*. 167-23: 2. *Mus. Ad. Fr.* 1. p. 39

♂

Bradl. natur. t. 9. f. 1

Seb. mus. 2. t. 95 f. 1.

Lives in America

Very venomous; its antidote is *Senega*; it is eaten by pigs; it calls down birds and squirrels from the trees into its jaws.

195. *Dryinus* 165-30. *Amoen. acad.* 1. p. 297.

♂

Lives in America.

A few off-white, yellowish spots.

196. *Durissus*. 172-21: 3. *Amoen. acad.* 1. p. 500.

♂

Kalm. act. Stockh. 1752. p. 310 & 1753: p. 52, 185.

Gron. mus. 2. p. 70. n. 45. *Crotalophorus* 174-22:3.

Lives in America.

Varied with white and yellow, black rhomboidal spots with white ones in a disc pattern.⁴⁷

108. *BOA*. Abdominal scutes. Subcaudal scutes (lacking a rattle).

276. *scytale*. 250-26. *Gron. mus.* 2. p. 55. n. 10.

Scheuch. sacr. t. 737. f. 1.

Lives in America.

Color undulate in white and black. The scales of the head are larger.

page 215

280. *canina*. 203-77. *Mus. Ad. Fr.* 1. p. 39. t. 3.

Seb. mus. 2. t. 96. f. 2.

t. 81. f. 1.

Lives in the trees of America.

Green with intermittent white stripes.

Worshipped by the Americans. Rolander.

299. *Hipnale*. 179-120. *Seb. mus. 2. t. 34. f. 2.*
Lives in Asia.
Varied with a gray-yellowish color.
300. *Constrictor*. 240-60. *Amoen. acad. 1. p. 497. t. 17. f. 3.*
Mus. Ad. Fr. 1. p. 38.
Gron. mus. 2. p. 69. n. 43. Cenchris 248-60
Seb. mus. 2. t. 98. f. 1
t. 99. f. 1,2.
t. 100. f. 1.
t. 101. f. 1.
t. 104. f. 1.
1. *t. 53. f. 1.*
t. 36. f. 5.
t. 62. f. 2, 1.
Lives in the Indies.
319. *murina*. 254-65. *Gron. mus. 2. p. 70. n. 44. Coluber 254-69.*
Seb. mus. 2. t. 29. f. 1.
Lives in America.
Reddish with rounded spots above.
322. *cenchria*. 265-57.
Lives in Surinam.
Yellowish, with white spots, gray in the iris.
345. *Orophias*. 281-64. *Mus. De Geer.*
Lives...
Face of the constrictor, but dark.
375. *Enydria*. 270-105. *Mus. De Geer.*
Lives in America.
Variegated with a gray color. The lower teeth are long.
418. *Hortulana*. 290-128. *Mus. Ad. Fr. 1. p. 37.*
Seb. mus. 2. t. 84. f. 1.
t. 74. f. 1
-
- page 216
- Lives in America.
Pale, with livid, wedge-shaped spots. Head ⁴⁸with golden-yellow splotches resembling a garden.⁴⁹
109. *COLUBER*. Abdominal scutes.
Subcaudal scales.
140. *Vipera*. 118-22. *Hasselqv. Act. Ups. 1750. p. 24.* ⁵⁰
♂ *[Hasselqv.] itin. 314. n. 60.*

Lives in Egypt.

Very short, gibbous head, minute scales.

The sort of this viper for sale is Egyptian, not *Berus*.⁵¹

153. *Atropos*⁵² ♂ 131-22. *Mus. Ad. Fr. 1 p. 22. t. 13. f. 1*
 Lives in America.
 Hoary, dark eyes with a white iris.
160. *Leberis*. ♂ 110-50.
 Lives in Canada. *Kalm*.
 Bands [with] black lines.⁵³
161. *Lutrix*. 134-27.
 Lives in the Indies.
 Back and abdomen yellow; sides tending to blue.
162. *Calamarius*. 140-22. *Mus. Ad. Fr. 1. p. 23. t. 6 f. 3.*
 Lives in America.
 Livid with dark bands and linear punctations; below, dark-tessellated.
170. *Constrictor* 130-40.
 Lives in Canada. *Kalm*.
 The lowest apex of its jaw is three-cornered.
 It approaches men, twisting itself around their feet, but it is harmless.
174. *Ammodytes*. ♂ 142-32. *Amoen. acad. 1. p. 506. n. 25.*
Bellon. itin. 203. Druinus.
Aldr. serp. 169. Ammodytes.

The horned viper, *Hasselqv. Act. Ups.*, 1750, p. 27. is a coluber fabricated by the craft of the Arabs, who pierced its head with the claws of a small bird and then inserted them there.

page 217

Lives in the Orient.

Nose terminated in a raised wart.

175. *Cerastes*. 150-25. *Hasselqv. Act. Ups.*, 1750, p. 27. [see footnote on p. 216]⁵⁰
[Hasselqv.] iter. 315. n. 61. Horned Coluber.
Bellon. itin. 203.
 Lives in the Orient.
 All the scales of its head are small and rounded.
 A soft tooth emerges from its upper eyelid.
177. *plicatilis*. 131-46. *Amoen. acad. 1. p. 301. n. 26.*
Mus. Ad. Fr. 1. p. 23.
Seb. mus. 1. t. 57. f. 5.
 Lives in Ternate.⁵⁴
 Livid, with dark sides; beneath, a triple row of dark dots.

178. *Domicella*. 118-60. *Amoen. acad.* 1. p. 117. n. 5.
Seb. mus. 1.
White with darkish bands coming together below.
179. *Alidras*. 121-58. *Mus. De Geer*.
Lives in the Indies.
Totally white.
180. *buccatus*. 107-72. *Mus. Ad. Fr.* p. 29. t. 19. f. 3
Lives in the Indies.
Dark with white bands. White head: two dark spots on top of its head and a triangle over its nostrils.
181. *angulatus*. 120-60. *Mus. Ad. Fr.* 1. p. 23. t. 15. f. 1.
Amoen. acad. 1. p. 119. n. 7.
Seb. mus. 2. t. 12. f. 3.
Lives in Asia.
Gray-brown with dark bands.
183. *Berus*. 146-39. *Faun. svec.* 260.
♂
Amoen. acad. 1. p. 113. n. 1
Aldr. serp. 115, 116.
Lives in Europe.
- page 218.
184. *Chersea*. 150-34. *Faun. svec.* 261.
♂
L. Act. Stockh. 1749. p. 246. t. 6.
Aldr. serp. 197. Rusty colored asp.
Lives in the lowlands of Sweden; very venomous and its bite is frequently fatal in Sweden. Is it sufficiently different from the asp, even though it is smaller in our lands?
189. *caeruleus*. 165-24. *Amoen. acad.* 1. p. 303. n. 31.
Seb. mus. 2. t. 13. f. 3.
Lives in America.
Bluish-white scales on either side; below, white.
190. *albus*. 170-20. *Mus. Ad. Fr.* 1. p. 24. t. 14. f. 2.
Lives in the Indies.
White, without spots.
192. *aspis*. 146-46. French "aspice"
♂
Lives in France.
Reddish, with dark alternate spots flowing together into a band.
Like *Chersea*, but larger.
193. *Typhlus*. 140-53. *Mus. De Geer*.
Lives in the Indies.
Bluish.

201. *Lebeti-* 155-46. *Hasselqvist.*
 ♂ *nus* Lives in the Orient.
 Somewhat cloudy; dark dots below.

202. *melano-* 140-62. *Mus. Ad. Fr. 1. p. 24. t. 15. f. 2.*
cephalus. Lives in America.
 Dark, very smooth, black head.

204. *Cobella.* 150-54. *Amoen. acad. 1. p. 117. n. 14.*
p. 302. n. 28.
p. 496. n. 14.
Gron. mus. 2. p. 65. n. 32.
Seb. mus. 2. t. 2. f. 6.
 Lives in America, very common.

The subcaudal scutes of the colubers are counted longitudinally, or as pairs even though they are alternate, although two may present the appearance of a scute beneath the abdomen.⁵⁵

page 219

Ash gray, with scattered oblique white lines; oblique, lead-colored spots behind each eye.

207. *Reginae.* 137-70. *Mus. Ad. Fr. p. 24. t. 13. f. 3.*
 Lives in America.
 Dark abdomen variegated with white and black.

212. *severus.* 170-42. *Mus. Ad. Fr. 1., p. 25. t. 8. f. 1.*
 ♂ *Seb. mus. 2. t. 54. f. 4.*
 Lives in Asia.
 Ash-gray with white bands. Ash-gray band between the eyes and behind the nostrils.

216. *Aurora.* 179-37. *Mus. Ad. Fr. p. 25. t. 19. f. 1.*
Seb. mus. 2. t. 78. f. 3.
 Lives in America.
 Livid, yellow back.

217. *Sipedon.* 144-73. *Kalm.*
 Lives in North America.
 Dark.

218. *maurus.* 152-66.
 Lives in Algeria. *E. Brander.*
 Body dark above with two dorsal lines. Dark-black below. From the dorsal lines to the abdomen, on each side, many black bands.

219. *stolatus.* 143-76. *Mus. Ad. Fr. 1. p. 26. t. 22. f. 1.*
 ♂ *Seb. mus. 2, t. 9. f. 1.*
 Lives in America.
 Gray, with two white stripes.

Scutes on both sides with a black dot.

220. *vittatus*. 142-78. *Amoen. acad.* 1. p. 30. n. 27.
Mus. Ad. Fr. p. 26. t. 18. f. 2.
Gron. mus. 2. p. 65. n. 31. Coluber 155-62.
Seb. mus. 2. t. 45. f. 5.
 t. 60. f. 2, 3.
 Lives in America.
 Scutes with a dark margin.
 White stripe, dentate, beneath the tail.

Serpents of our country hibernate and in the early spring shed their skin, that is to say, their "old age."

page 220

221. *miliaris* 162-59. *Mus. Ad. Fr.* p. 27.
 Lives in the Indies.
 Dark; white spot on the scales. White below.
227. *rhombaeus* 157-70. *Mus. Ad. Fr.* p. 27. t. 24. f. 2.
 Lives in the Indies.
 Bluish with black spots, blue rhomboids in the middle.
229. *cyaneus*. 119-110. *Amoen. acad.* 1. p. 493. n. 10.
Seb. mus. 2. t. 43. f. 2.
 Lives in America
 Intensely blue, with the appearance of *Ah [a]etulla*. Green below.
230. *Natrix*. 170-60. *Faun. svec.* 259.
It. gotl. 146.
Amoen. acad. 1. p. 116. n. 3.
Gron. mus. 2. p. 63. n. 27.
 Lives in Europe; bears young in dung heaps.
 Black with a white spot on each side toward the neck.
233. *Aesculapii*. 190-43. *Amoen. Acad.* 1. p. 497. n. 15.
Mus. Ad. Fr. 1. p. 29. t. 11. f. 2.
Gron. mus. 2. p. 59. n. 18.
Seb. mus. 2. t. 18. f. 4.
 Lives in the Indies.
 White and black bands divided by a line or a white ring.
234. *agilis*. 184-50. *Amoen. acad.* 1. p. 304. n. 33.
Mus. Ad. Fr. 1. p. 27. t. 21. f. 2.
 Lives in the Indies.
 Dark and white bands.
235. *lacteus*. 203-32. *Mus. Ad. Fr.* 1. p. 28. t. 18. f. 1.
 ♂ Lives in the Indies.

White with double dark-black spots. Top of the head dark-black with a white, longitudinal line.

244. *aulicus*. 184-60. *Mus. Ad. Fr.* 1. p. 29. t. 12. f. 2.
Seb. mus. 1. t. 91. f. 5.
 Lives in America.

Serpents often swallow down prey twice as thick as their neck, on account of their expandable, unarticulated jaws.

page 221

Gray, with bifurcated white bands on the side. Top of head white.

246. *monilis*. 164-82. *Mus. De Geer*.
 Lives in America.
 Annulate body, a necklace [monile] of 3 white dots on the neck.
252. *pallidus*. 156-96. *Amoen. Acad.* 1. p. 494. n. 11.
Mus. Ad. Fr. 1. p. 31. t. 7. f. 2.
 Lives in the Indies.
 Pale, with scattered gray spots and dark dots. Double, interrupted, blackish lateral small ⁵⁶ lines.
252. *lineatus*. 169-84. *Mus. Ad. Fr.* 1. p. 30. t. 12. f. 1.
 t. 20. f. 1.
Seb. mus. 2. t. 12. f. 3.
 Lives in Asia.
 Bluish, with 4 dark linear stripes.
253. *Naja*. 193-60. *Mus. Ad. Fr.* p. 30. t. 21. f. 1.
 ♂
Seb. mus. 2. t. 90. f. 1, 2.
 t. 85. f. 1.
 t. 89. f. 1, 2, 3, 4.
 t. 97. f. 1, 2, 3, 4.
 t. 94. f. 1.
 1. t. 44. f. 1.
Kaemph. amoen. 565. t. 567.
Amoen. acad. 1. p. 305.
 Lives in eastern India.
 Sides of the neck widen into a membrane with white spectacle-shaped spots above.
 Most venomous of all. Antidote is *Ophiorhiza*; killed by the mongoose.
254. *padera*. 198-56. *Mus. Ad. Fr.* 2. p...
 Lives in the Indies.
 Many pairs of black spots down its back in a connected small line. The same number, unconnected, on its sides.
258. *canus*. 188-70. *Mus. Ad. Fr.* 1. p. 31. t. 11. f. 1.
 Lives in the Indies.

Note those armed with a retractable, venomous weapon, marked by the symbol ♂.

page 222

- Hoary, with darkish bands, two snowy dots on the sides.
260. *sibilans*. 160-100. *Amoen. acad.* 1. p. 302. n. 30.
Seb. mus. 2. t. 52. f. 4.
t. 56. f. 4.
t. 107. f. 4.
Lives in Asia.
Bluish, with black stripes, white below.
261. *laticaudatus*. 220-42. *Mus. Ad. Fr.* 1. p. 31. t. 16. f. 1.
Lives in the Indies.
Ash-gray with dark bands.
Blunt tail, doubly compressed.
262. *Sirtalis*.⁵⁷ 150-114. *Kalm*.
Lives in Canada.
Three green-bluish stripes on a dark, slender, ribbonlike body.
263. *atrox*. 196-69. *Amoen. acad.* 1. p. 305. n. 35.
♂
Mus. Ad. Fr. 1. p. 33. t. 22. f. 2.
Seb. mus. 1. t. 43. f. 5.
Lives in Asia.
Hoary, with carinate scales.
Head depressed, with compressed, angular small scales.
264. *Sibon*. 180-85. *Amoen. acad.* 1. p. 304. n. 32.
Seb. mus. 1. t. 14. f. 4.
Lives in Africa.
Rusty-dark, sprinkled with white; below white with dark spots.
265. *nebulatus*. 185-81. *Mus. Ad. Fr.* p. 32. t. 24. f. 1.
Catesb. car. 2. p. 42. t. 42?
Lives in America.
Clouded with dark and ash-gray; below, varied with white and dark; it climbs legs and constricts.
266. *fuscus*. 149-117. *Mus. Ad. Fr.* 1. p. 32. t. 17. f. 1.
Seb. mus. 2. t. 54. f. 2.
t. 71. f. 1.
t. 72. f. 1.
t. 87. f. 1.
t. 5891. f. 1.

page 223

Lives in Asia.
Ashy-dark, resembling the *Ahaetulla*. Behind the eyes an oblong, dark

spot.

267. *Saturninus*. 147-120. *Mus. Ad. Fr.* 1. p. 32. t. 9. f. 1.
Lives in the Indies.
Livid, ashy-cloudy. Large eyes.
270. *candidus* 220-50. *Mus. Ad. Fr.* 1. p. 33. t. 7. f. 1.
Lives in the Indies.
Whitish with dark bands.
271. *niveus*. 209-62. *Mus. De Geer*.
♂ *Seb. mus.* 2. t. 15. f. 1.
Lives in Africa.
White, without spots.
272. *scaber*. 228-44. *Mus. Ad. Fr.* p. 36. t. 10. f. 1.
Lives in the Indies.
Clouded with dark and black, carinate scales. Top of head with a black spot, bifid to the rear.⁵⁹
273. *carinatus* 157-115. *Mus. Ad. Fr.* p. 31.
Lives in the Indies.
Lead-colored with scales pale at the margin. White below. Carinate back.
275. *corallinus* 193-82. *Mus. Ad. Fr.* 1. p. 33.
♂ *Seb. mus.* 2. t. 17. f. 1.
Lives in Asia.
Glaucous with three dark bands; scales distant⁶⁰ pale below with hoary dots.
276. *ovivorus*. 203-73. *Kalm*.
Pis. bras. 279. Guinpuaguara.
Lives in America.
279. *exoletus* 147-132. *Mus. Ad. Fr.* 1. p. 34. t. 10. f. 2.
Lives in the Indies.
Bluish-ashy, resembles the *Ahaetullae*.
281. *Situla*. 236-45.
Lives in Egypt. *Hasselqv*.
Gray with two black stripes.

The color in serpents varies widely, thus one should never trust in their coloration.

page 224

282. *triscalis* 195-86.
Lives in the Indies.
Glaucous body. Three dark longitudinal dorsal lines joined at the backbone, the middle of which ends above the anus; on each side, a dark line running with the previous two to the tip of the tail; tail 1/5.⁶¹

285. *lemniscatus*. 250-37. *Amoen. acad.* 1. p. 118. n. 6.
p. 413. n. 9.
Mus. Ad. Fr. 1. p. 34. t. 14. f. 1.
Seb. mus. 1. t. 10. f. last.
2. t. 76. f. 3.
Lives in Asia.
White and black bands, often interrupted by two white rings. Body very glabrous.
286. *annulatus* 190-96. *Amoen. acad.* 1. p. 120. n. 9.
p. 305. n. 34.
Mus. Ad. Fr. p. 34. t. 8. f. 2.
Seb. mus. 2. t. 38. f. 2.
Lives in America.
White with alternate dark round spots, everywhere flowing together.
287. *Dipsas*. 152-135. *Amoen. acad.* 1. p. 302. n. 29.
♂
Gron. mus. 2. p. 64. n. 30.
Seb. mus. 2. t. 24. f. 3.
Lives in America.
Bluish with scales whitish at the margin. Tail with a bluish suture below.
290. *Pelias*. 187-103. *Mus. De Geer*.
Lives in the Indies.
Dark behind the eyes and top of the head, the rest doubled with black.
Abdomen green with a yellow line on each side.
293. *Tyria*. 210-83.
Lives in Egypt. *Hasselqvist*.
Whitish with a triple longitudinal row of rhomboidal, dark spots.
-
- page 225
297. *jugularis*. 195-102.
Lives in Egypt. *Hasselqv.*
Black with a blood-red throat.
299. *Petola*. 209-90. *Amoen. acad.* 1. p. 306. n. 36.
p. 119. n. 8.
p. 495. n. 13.
Gron. mus. 2. p. 57. n. 13.
Seb. mus. 1. t. 54. f. 4.
Lives in Africa.
Lead-colored with testaceous bands.
307. *Molurus*. 248-59. *Mus. De Geer*.
Lives in India.
Very similar to the boa, but the scutes and scales of the head are larger as in colubers.
313. *Ahaetulla*. 163-150. *Amoen. acad.* p. 115. n. 2.

p. 495. n. 12.

Mus. Ad. Fr. 1. p. 35. t. 22. f. 3.

Gron. mus. 2. p. 61. n. 24.

Seb. mus. 2. t. 82. f. 1.

2. t. 12. f. 3.

Bradl. natur. t. 9. f. 2.

Lives in Asia, America.

Green-gold with black scales at its peak; black bands across its eyes.

314. *petolarius.* 212-102. *Mus. Ad. Fr. 1. p. 35. t. 9. f. 2.*
Lives in the Indies.
Dark with white bands; pale below.
316. *Haje.* 207-109. *Hasselqv. iter. 317. n. 62.* A Coluber with 206 abdominal scutes, 60 caudal scales.
Lives in lower Egypt.
Very large, dark-black with oblique bands and half-white scales.
323. *filiformis.* 165-158. *Mus. Ad. Fr. p. 36. t. 17. f. 2.*
Lives in the Indies.
Black, very narrow, white below. Head thicker than the body.
325. *pullatus.* 217-108. *Amoen. acad. 1. p. 300. n. 25.*
Mus. Ad. Fr. 1. p. 35. t. 20. f. 3.
-
- page 226
- Gron. mus. 2. p. 56. n. 12.* Coluber 215-104.
Seb. mus. 2. t. 20. f. 1.
Lives in Asia.
Dark black bands with white dots. Snowy white temples with dark black spots.
326. *hippo-crepis.* 232-94. *Mus. Ad. Fr. 1. p. 36. t. 16. f. 2.*
Lives in America.
Livid with dark spots. Dark bands between the eyes and a curved band on the occiput.
328. *minervae* 238-90. *Mus. Ad. Fr. 1. p. 36.*
Lives in the Indies.
Glaucous with a dark dorsal stripe. Three dark stripes on the head.
337. *cinereus* 200-137. *Mus. Ad. Fr. 1. p. 37.*
Lives in the Indies.
Ash-gray with a white, angled abdomen. Scales of the tail rust colored at the margin.
339. *vindissimus.* 217-122. *Mus. Ad. Fr. 2, p...*
Lives in Surinam.
Very green with abdominal scutes medially widened.

340. *mucosus* 200-140. *Mus. Ad. Fr.* 1. p. 37. t. 23. f. 1.
Lives in the Indies.
Bluish head.
344. *cenchoa*. 220-124. *Amoen. acad.* 1. p. 306. n. 37.
Seb. mus. 2. t. 16. f. 2,3.
Lives in America.
Dark with pale spots and snowy-white bands. Head subglobular.
359. *mycterizans* 192-167. *Mus. Ad. Fr.* 1. p. 28. t. 5. f. 1.
♂ t. 19. f. 2.
Gron. mus. 2. p. 59. n. 19.
Seb. mus. 2. t. 23. f. 2.
Catesb. carol. 2. p. 47. t. 47.
Lives in America.
Snout extended, tetragonal; sides with a pale linear stripe.

page 227

385. *caerule-scens* 215-170. *Mus. Ad. Fr.* 1. p. 37. t. 20. f. 2.
Lives in the Indies.
Bluish
Arges. *Seb. mus.* 2. t. 103. f. 1.
Lives in Africa.
Occiput bilobed-gibbous. Body with transverse ocelli distributed in rings⁶². Not seen by me, nor have the scutes been noted.
110. *ANGUIS*. Abdominal scales and subcaudal scales.
160. *bipes*. 100-60. *Mus. Ad. Fr.* 1. p. 21. t. 28. f. 3.
Seb. mus. 1. t. 53. f. 8.
t. 86. f. 3.
Lives in the Indies.
Two very short feet, two-fingered, toward the anus. Pale with a dark dot on each scale.
197. *Meleagris* 165-32.
Seb. mus. 2. t. 21. f. 4.
Lives in the Indies.
Similar to *A. bipes*, glaucous with black dots in a multiple, longitudinal row.

Colubers not seen by me, described by Cl. Gronovius in *Gron. Mus.*

- 165 abdominal. 141 caudal 24. *Gron.* 41. *Seb.* 2 t. 98. f. 1.
- 175 -- 136 -- 39. *Gron.* 38. variegated with rusty-blue and white.
- 177 -- 135 -- 42. *Gron.* 39. white with black and white spots.
- 201 -- 159 -- 42. *Gron.* 29. *Seb.* 1. t. 33. f. 6. white-rufous.
- 202 -- 142 -- 60. *Gron.* 36. *Seb.* 2. t. 35. f. 4. bluish.
- 203 -- 153 -- 50. *Gron.* 34. white, with black lines and spots.
- 212 -- 149 -- 63. *Gron.* 33. white, girdled with black lines.
- 213 -- 138 -- 74. *Gron.* 37. *Seb.* 2. t. 20. f. 2. blue with black spots.

220	-	160	--	60.	<i>Gron.</i> 28. girdled with white and black lines.
230	-	165	--	74.	<i>Gron.</i> 25. <i>Seb.</i> 2. t. 21. f. 3. white with obscure lines.
234	-	174	--	60.	<i>Gron.</i> 22. <i>Seb.</i> 2. t. 33. f. 1. ashy-blue.
240	-	163	--	77.	<i>Gron.</i> 26. <i>Seb.</i> 2. t. 1. f. 9. & t. 9. f. 2. with a black stripe.
260	-	180	--	80.	<i>Gron.</i> 20. variegated with white and brown.
266	-	191	--	75.	<i>Gron.</i> 15. brown with white dots.
298	-	202	--	96.	<i>Gron.</i> 14. with brown spots.
311	-	189	--	122.	<i>Gron.</i> 17. purplish with dark-black spots.
314	-	172	--	142.	<i>Gron.</i> 23. blue with a dark-black lateral line.
315	-	190	--	125.	<i>Gron.</i> 28. girdled with white and black lines.
342	-	272	--	70.	<i>Gron.</i> 11. <i>Seb.</i> 2. t. 199. f. 2. clouded.

page 228

198. *colubri-
ra* 180-18. *Hasselqv. iter.* 320. n. 65.
Lives in Egypt.
Beautifully variegated with pale and dark.
209. *Jaculus.* 186-23. *Hasselqv. iter.* 319. n. 64.
Lives in Egypt.
Abdominal scales a bit wider.
212. *maculata* 200-12. *Mus. Ad. Fr.* 1. p. 21. t. 21. f. 3.
Gron. mus. 2. p. 53. n. 5.
Seb. mus. 2. t. 100. f. 2.
1. t. 53. f. 7.
Lives in America.
Yellow above, with a dorsal stripe and dark linear bands.
214. *reticulata* 177-37. *Gron. mus.* 2. p. 54. n. 7.
Scheuch. sacr. t. 747. f. 4.
Lives in America. †
Color of the scales is dark with a white disc.
215. *Cerastes* 200-15. *Hasselqv. Act. Ups.* 1750. p. 28⁵⁰
[*Hasselqv.*] *it[er].* 320. n. 66.
Lives in Egypt. †
237. *lumbrica-
lis.* 230-7. *Gron. mus.* 2. p. 52. n. 3.
Brown. jam. 460. t. 44. f. 1.
Seb. mus. 1. p. 137. t. 86. f. 2.
Lives in America. †
Color from yellow from whitish.
250. *laticauda* 200-50. *Mus. Ad. Fr.* 2. p. ..
Lives in Surinam.
Compressed tail, pointed, pale with dark bands.
253. *Scytale* 240-13. *Amoen. acad.* 1. p. 296.
Mus. Ad. Fr. 1. p. 21. t. 6. f. 2.
Gron. mus. 2. n. 14. *Anguis* 227-14.

Seb. mus. 2. t. 2. f. 1,2,3,4.

t. 7. f. 4.

t. 20. f. 3.

Lives in the Indies.

Whitish, with the margins of the scales everywhere rust colored. Dark bands.

page 229

262. *Eryx.*

Gron. mus. 2. p. 35. n. 9. (126-136.)

Lives in America (I have not seen it).

Ash-gray with three black lines; bluish below.

270. *fragilis.*

135-135. *Faun. svec. 258.*

Aldr. serp. 245. Caecilia vulgaris.

Lives in Europe.

Its extreme fragility is cleverly explicated by Lemery ⁶³ in his dictionary.

111. *AMPHISBAENA.* Rings on the body and tail.

230. *fulgino-
sa*

200-30. *Amoen. acad. 1. p. 295.*

Mus. Ad. Fr. 1. p. 20.

Gron. mus. 2. p. 1. Amphisbaena 209-25.

Raj. quadr. 288.

Seb. mus. 2. t. 1. f. 7.

t. 18. f. 2.

t. 22. f. 3.

t. 73. f. 4.

t. 100. f. 3.

1. t. 88. f. 3.

Lives in America.

Variegated with white and black.

239. *alba.*

223-16. *Mus. Ad. Fr. 1. p. 26. t. 4. f. 2.*

Seb. mus. 2. t. 24. f. 1.

t. 6. f. 4.

Lives in America.

Totally white.

112. *CAECILIA.* Wrinkles on the trunk and tail.

Upper lip with two tentacles.

135. *tentacula-
ta*

135-0. *Amoen. acad. 1. p. 489. t. 17. f. 2.*

Mus. Ad. Fr. 1. p. 19. t. 5. f. 2.

Gron. mus. 2.n. 1. p. 52.

Lives in America.

350. *glutinosa.*

340-10. *Mus. Ad. Fr. 1. p. 19. t. 4. f. 1.*

Lives in the Indies.

Dark, with a whitish lateral line.

END NOTES

1. The nature of the Latin is such that Linnaeus may refer either to himself as the author or to God as the "Author", i.e., creator of these animals. The capitalization of "Author" is Linnaeus's.
2. *Draco*, a genus of SE Asian lizards.
3. *Bufo*, *Salamandra*, *Gecko* are species by Linnaeus' s reckoning, but the forms in general are as we interpret them.
4. Catonians--the lower world. An obscure term, perhaps related to the Greek "kata", "down", and hence these lowly creatures
5. Apparently a referral to cusps or solid teeth.
6. Redi, an Italian scientist, performed experiments on the nature of poisonous creatures. A recent translation and annotation is *Francesco Redi on Vipers*, by Peter K. Knoefel. 1988. E.J. Brill, Leiden. xvii+86 pp., 2 figs.
7. Linnaeus tells us first that only 10% of all snakes are made venomous. In so doing the creator not only protected humans from excessive poisoning, but also protected the serpents' feelings and existence. Here he adds the fact that humans have been given various natural protections against the poisonous serpents, listing an animal enemy and a plant antidote for three main locales.

The enmity of the mongoose to the cobra and the pig to the rattlesnake (cf. *Crotalus horridus* below) are well known. The mongoose, which Linnaeus described as *Viverra ichneumon* on p. 43 of the 10th ed. of the *Systema Naturae*, is today known as *Herpestes ichneumon*, a species ranging from the Iberian Peninsula through North Africa to Asia Minor. India is home to several species of *Herpestes*, but not *H. ichneumon*. Ophiorhiza means, literally, "snake root," and Linnaeus lists it below as an antidote for the bite of the *Naja* (cobra) (the mongoose is also again mentioned here). Gerth van Wijk, H.L. (1922. *A Dictionary of Plant Names* . 2 v. M. Nijhoff, The Hague. 1:918) gives its popular names as "mongoose plant" and Indian snake-root." R. N. Chopra et al. (1956. *Glossary of Indian Medicinal Plants* . Council of Sci. and Indust. Res., New Delhi. p. 181) as an antidote to snake bite. *Polygala senega* is an American milkwort and C.F. Millspaugh (1974. *American Medicinal Plants*. Dover Publ., New York . p. 174-176) lists it as a popular antidote to rattlesnake bite and Linnaeus lists it below as such (*Crotalus horridus*). The well known antipathy of storks and serpents was frequently commented upon in antiquity. See D. W. Thompson (1966. *A Glossary of Greek Birds*. Olms, Hildesheim, Germany. p. 223) for possible sources for Linnaeus's comment.
8. Linnaeus uses three different terms for sorts of scales and plates. In order best to reproduce the effect of the original, the following renditions are used consistently throughout without regard to their actual correspondence with the animal's appearance: squama= scale, scutum= scute, scutellum = a small scute. All, of course, are synonyms for the epidermal scales.
- 9 Reading the non-Latin "e caudatum" as a single word.
10. Figure 4 in in plate 3 of Grew looks more like *Eretmochelys* if judged by pattern and apparent overlapping scutes.

11. Cf. Pliny, *Naturalis Historiae* 9.12.35. In an 1832 issue of a Key West, Florida newspaper mention was made of a dealer seeking to buy 500 lbs. of loggerhead turtle shell, which for lack of any other known use for the shell, we speculate was to be used for arches.
12. This reference cited by Catesby is Rochefort, César de (Charles de) 1658. *Histoire naturelle et morale des Iles Antilles de l'Amérique*. Rotterdam. Arnould Leers. In the copy we saw, the accent in *l'Amérique* is over the "q", an obvious error.
13. Reading "anterioribus" for the obvious typographical error "a terioribus".
14. Linnaeus frequently changes from "lacertus" to "lacerta" when speaking of the lizard. The terms here are treated as interchangeable.
15. A confusion of Pliny, *Historiae Naturalis*. 8.36.88f, which first speaks of the ichneumon/mon-goose and then of the crocodile.
16. This is reference to the book of Job in the Bible. Leviathan is a term which today is usually thought of as referring to a whale, but also something monstrous, actually a sea monster in biblical and other older writings. The verses in Job, although perhaps often referable to whales, also comment about teeth, scales, etc., things that would be applicable to a crocodilian. Most likely that would be the Nile crocodile, a known man eater well-known to early European travelers in Africa. Today we recognize *Lacerta crocodilus* as *Caiman crocodilus* of Middle and South America.
17. This tale stems from Pliny, *Historiae Naturalis* 8.38.93, who ascribes this behavior to a diminutive race of men called the Tentyritae.
18. Linnaeus' s term "amboinensis" might be interpreted as referral to the Amboin Islands in Indonesia. In the present case, however, the reference is to the amboin tree of India and adjacent areas, hence in these trees (this lizard is now known as the agamid *Lyriocephalus scutatus*, endemic to Sri Lanka).
19. This ambiguous statement about scales perhaps is due to the peculiar scale arrangement on this lizard. The body has large tubercular scales and small scales on the back, with the tubercular ones tending to form six rows.
20. Today we know this to be the salamander, *Triturus vulgaris*.
21. Delos is a Greek island. Of herpetological interest is that Apollo was born there and a famous statue of him depicts him killing a lizard. Kitchell has visited the island and says that it literally swarms with lizards.
22. Emending the printed, non-word, "inaebuale" to read "inaequale".
23. Reading "quadratis" for the non-Latin "quadiatis."
24. Subpentadactyl means fewer than five toes, but meaning is not clear. He could be saying that some feet have fewer than five toes, or perhaps that some toes are decidedly shorter than others.

25. The parenthetical expression is Linnaeus's.
26. Typographical error. The name should be *scincus*, which was what Gronovius used in 1754. Linnaeus repeated this error in the 12th ed. of the *Systema*, but Gmelin's version in the 13th ed. shows *scincus*.
27. Not "Rocky Arabia" as in the translation of the 13th ed. of Syst. Nat. by Wm. Turton, but rather the area of Arabia surrounding Petra. The term is an ancient one.
28. The fact is from Pliny, *Historiae Naturalis*. 8.38.91f who specified it as a male aphrodisiac.
29. Linnaeus abandons his more usual "palma" for forefeet here in favor of "manus", "hand."
30. "U" and "V" are often used interchangeably in Latin. In this case Linnaeus clearly wanted to use "V". See further discussion under *Lacerta igvana* in the list of current names appended.
31. This and following names reflect variations on "Igvana."
32. "Striatum" could mean keeled or striped, but the abdominal scales of this species are not actually keeled, nor is the pattern striped. Perhaps some wrinkling due to preservation gave the appearance of striations, hence this choice of interpretation.
33. Here we interpret that "striatus" means keeled, but we must wonder if Linnaeus perhaps meant "striped" in reference to the crossbands of the dorsum.
34. Grammatically, either the eyebrows or the scar (a raised superciliary area) can be what is divided. But the term "transversely" in the description appears to be inaccurate and certainly a single furrow could not divide something into three parts. Dr. George Zug has examined *Plica plica* and *Plica umbra* for us and states, "The upper eyelid and brow ridge are large and in preservation folded, likely because of size. Brow consists of 2-3 rows of large superciliary scales forming a distinct ledge. The eyelid is covered with numerous small scales and usually bears longitudinal folds (probably due to tissue contraction and sinking of eyeball during preservation hardening). The first furrow (longitudinal [anter-posterior axis] inpocketing) lies immediately beneath the brow ridge internal/ventral juncture with the eyelid; the second furrow extends along the middle of the eyelid. The two furrows form thus three folds".
35. Here "striatus" clearly means striped because that is the color pattern of this lizard.
36. He probably meant Guiana. The species herein described is *Cnemidophorus lemniscatus*, a South American lizard.
37. In ancient Greek writings Seps was a venomous serpent, but also the term came to be applied to the serpentiform lizards that we know as *Chalcides*. The term chalcidian could be interpreted as the term applied to chalcid wasps, but in this case Linnaeus probably refers to Chalcis, a city on the Greek island of Euboea.
38. The use of "v" instead of "u" in this name raises a question of Linnaeus's intent. Compare to *Igvana* as discussed in endnotes 28, 29. In this case we interpret that the "v" is intended as a "u" because "angvina" has no meaning, whereas "anguina" is derived from the Latin "anguis" for snake, and most certainly this species is snakelike in appearance.

39. "Striato" here can mean both striped and keeled, for both appearances apply to this species.
40. Pipa is a Dutch term for a Carib indian group that lives in the Guianas.
41. Linnaeus apparently mistakes the metatarsal spade for a digit.
42. Rubeta is a Latin term for a kind of toad, and phryne is a Greek word for toad.
43. Various plants.
44. In many male anurans the base of the thumb of males is much larger than in females, and is used in gripping the female during amplexus. Anurans have no intromittent structure resembling a penis (except for a very few that have a taillike appendage), thus Linnaeus may have thought the sperms were conveyed via the thumbs which are the only parts of the male anatomy directly contacting the female.
45. The numbering format that Linnaeus used for the snakes differs from that of the turtles, lizards, frogs, and toads. The number given before the species name represents the total of the ventral and subcaudal scutes added together, and the next set of numbers represents the ventral and subcaudal counts separately. But the reader may notice that sometimes the v + sc count does not equal the total first given: that is because when total counts are the same (e.g., on p. 217 for *buccatus* and *angulatus*, Linnaeus added one to the second species listed. Linnaeus's counts often were erroneous, thus readers are advised to seek more information from other sources, a very important one of which is Andersson (1899. Bihang till K. Svenska Vet.-Akad. Handlingar. Band 24 Afd. IV. No. 6: 1-35).
46. A footnote on page 221 calls attention to the male symbol, which in this case is used to denote presence "of a retractable, venomous weapon." In light of modern knowledge Linnaeus erred in ascribing venomous properties to some snakes, but also failed to note that some, e.g., *Couber haje*=*Naja haje*, are venomous. But, of course, the herpetological world is discovering that some snake species that have been presumed to be harmless are in fact capable of delivering a poisonous bite.
47. The Latin could be better; even in the translation of the 13th edition the rendition could be improved. What Linnaeus is trying to say is that the dark rhomboidal spots are fringed with small white scales
48. Emending the senseless "put" to "caput."
49. The text is sound; the sense is apparently that the splotches resemble an enclosed garden. The translation of the 13th edition reads, "resembling a flower-pot", but the translation is dubious and the sense obscure.
50. The actual date of publication is 1751.
51. A referral to the snakes that are sold being the Egyptian species, not the European species *Coluber berus*.
52. Greek mythology lists three fates: Clotho wove the thread of life into a tapestry that represented all of existence; Lachesis measured each individual thread, and Atropos was the fate

who cut the life thread. Clotho and Lachesis, the remaining fates, appear as serpents in the 13th edition.

53. This species has never been effectively determined to date. Klauber (1948. *Copeia* 1948: 11-12) gave a liberal translation of "bands consisting of black lines" and discussed both pattern and scutellation as a basis for his suggestion that the animal might be *Storeria* sp.

54. An island in the Moluccas of the East Indies.

55. Subcaudal scutes usually occur in slightly staggered pairs and are counted as pairs, but occasionally the subcaudals may not be divided and are thus similar to the ventral scutes.

56. Linnaeus uses the diminutive form of line. Did he mean short or did he mean narrow?

57. This species has considerable interest for North American herpetologists because it represents one of the most studied and common of North American species. Klauber (1948. *Copeia* 1948, p. 8-10) discussed the error that had been made in applying the name to the common garter snake, whereas it really described the Eastern Ribbon Snake that we know as *Thamnophis sauritus*. The problem has been rectified by official suppression via the ICZN.

58. Correcting the "s" to "r".

59. The grammar is such that either the spot or the top of the head may be bifid, but of course we know from actual specimens the spot is what is divided.

60. Probably meaning that the scales were well-separated from each other. This phenomenon could perhaps be attributed to the animal containing an undigested food item in the digestive tract.

61. Tail 1/5 probably means tail is 1/5 the total length.

62. Argus (the name of the 13th edition) is a figure of Greek mythology notable for his one hundred eyes.

63. Lémery, Nicolas 1716. *Dictionnaire, ou Traité universel des Drogues simples. Pharmacopée universelle*. Several editions subsequently published.

Carolus Linnæus Smolandus.

Carl Linnaeus

Carl Linné Carl Linné

Carl Linné

The Aging of a Signature,
from 1728 to 1765 (third line) and later.

CURRENT NAMES FOR LINNAEUS'S HERPETOLOGICAL SPECIES IN SYSTEMA NATURAE X

by

Harold A. Dundee

The following list gives Linnaeus's original assignment and the name and source for its first use as utilized currently in systematic herpetology. Identification of Linnaeus's species has not been easy for herpetologists because his descriptions often were sparse, inaccurate, or specimens have not been located or had tags jumbled. Major sources of information on the type specimens are those of L.G. Andersson, 1899. *Catalogue of Linnaean Type-specimens of Snakes in the Royal Museum in Stockholm*. Bihang till Kungliga Svenska Vetenskapakademien Handlingar. 24, pt. 4 (6)1-35 ; Lönnberg, E. 1896. *Linnean type specimens of birds, reptiles, batrachians and fishes in the zoological museum of the R. University in Upsala*. Bih. till Svensk. Vet. Akad. Handl. 22(4)1:1-45. The Royal Museum is where most of Linnaeus' types were stored. Andersson noted flaws in Linnaeus's descriptions, problems in labeling of specimens, etc. The following listing is given sequentially by page as the names appear in the 10th edition of *Systema Naturae*. Also, because Linnaean localities often were wrong, the area(s) of major distribution is/are given [the ranges listed are for the whole species, but note that the specimen[s] used by Linnaeus may represent but one of the subspecies and thus might have a more restricted distribution]. The geographic designation "Indiis" seems to apply almost exclusively to South America, not to the West Indies as one might interpret. I have disputed several names in use and cite the Code and ICZN in reference to interpretation. These refer to International Commission of Zoological Nomenclature. 1985. *International Code of Zoological Nomenclature*, 3rd ed. International Trust for Zoological Nomenclature, London.

Sources for names and distributions include: *Catalogue of American Amphibians and Reptiles* (a continually issued publication by the Society for the Study of Amphibians and Reptiles); Peters and Orejas-Miranda 1970 *The Neotropical Squamata I. Snakes* (plus addenda by P.E. Vanzolini) ; Peters and Donoso-Barros 1970 *The Neotropical Squamata. II. Lizards and Amphisbaenians* (plus addenda by P.E. Vanzolini); Welch 1982 *Herpetology of Africa*; Welch 1983 *Herpetology of Europe and Southwest Asia* Welch 1988 *Snakes of the Orient*; Frost 1985 *Amphibian Species of the World*; Mertens and Wermuth 1960 *Die Amphibien und Reptilien Europas*; Villa, Wilson, and Johnson 1988 *Middle American Herpetology*; and various recent publications in journals.

197

Testudo mydas. *Chelonia mydas* Schweigger 1812. Königsberg. Arch. Naturgesch. Math.: 291. Most warmer oceanic regions.

Testudo caretta. *Caretta caretta* Stejneger 1902. Ann. Rpt. U.S.N.M. for 1902:715. Most warmer oceanic regions.

198

Testudo orbicularis. *Emys orbicularis* Blanford 1876. Zool. 2:308. (See under *T. lutaria*).

Testudo scabra. *Melanochelys trijuga* Gray 1869. Proc. Zool. Soc. London:187. India and Ceylon to Burma. Lönnberg (1896. Bih. Sven. Vet.-Akad. Handl. 22[4]:34) said that "the specimen is quite young, dried and in a very bad condition" and cannot be identified with certainty Boulenger (1899. Cat. Chel. Brit. Mus.:118) said it may be *Nicoria trijuga*.

Testudo lutarla. *Emys orbicularis* Blanford 1876. Zool. & Geol. in Acct. Jour. Persian Boundary Comm. 2:308. Europe, N. Africa, western Asia.

Testudo graeca. *Testudo graeca* Linnaeus. Northern Africa to southwestern Europe and western Asia.

Testudo carolina. *Terrapene c. carolina* Bell 1825. Zool. J. 2:309. Eastern U.S.A. and México.

Testudo carinata. *Terrapene carolina*. See under *T. carolina* above.

199

Testudo geometrica *Psammobates geometricus* Fitzinger 1843. Syst. rept.:29. South Africa.

Testudo pusilla. *Testudo g. graeca* Mertens 1946. Senckenbergiana 27:112. Southern Europe, northern Africa.

Testudo serpentina. *Chelydra s. serpentina* Schweigger 1812. Königsberg. Arch. Naturgesch. Math. 1:292. Eastern North America to northwestern South America.

Draco volans *Draco volans*. Linnaeus. Malay Peninsula to the Philippine Ids.

200

Lacerta crocodilus *Caiman crocodilus*. Andersson 1900. Bih. Kung. Svenska Vet.-Akad. Handl. 26(1):5. Southern México to northern Argentina.

Lacerta caudiverbera. ? Boulenger 1887. Cat. Liz. British Mus. 1:236 thought this to be a mythical species of gecko.

Lacerta superciliosa. *Uranoscodon superciliosa* Kaup 1825. Isis von Oken 16:590. Northeastern South America.

201

Lacerta scutata. *Lyriocephalus scutatus* Kelaart 1852. Prod. Faun. Zeyl.:166. Sri Lanka.

Lacerta monitor. An invalid and rejected name. 1959. Opinion 540. Opin. and dec. rend. by ICZN. 20:79.

Lacerta principalls. ? *Anolis carolinensis*. Boulenger 1885. Cat. Liz. British Mus. 2:43. U.S.A. The application of *Anolis carolinensis* is credited to Baird 1859. Rept. boundary. U.S. Mex. bound. surv. under Comm. Lt. Col. W.H. Emory :12, but the name was originally proposed as *Anolius carolinensis* Voigt 1832. Cuvier's Thierreich 2:71. Lönnberg (1896. Linnean type-specimens of birds, reptiles, batrachians and fishes in the Zoological Museum of the R. University of Upsala. K. Svenska Vet.-Akad. Handl. 22[4]:1:1-45) said that the specimen was in bad condition and although it resembles members of the *Anolis carolinensis* group, it is not *A. carolinensis*. Also, he believed that the name *L. principalis* was probably based on a composite of several species of *Anolis*. Savage and Guyer (1991. J. Herpetol. 25:365) believe that the status of the name would require reexamination of the type and that it is a potential threat to a currently recognized species as a senior synonym.

Lacerta bicarinatus. *Neusticurus bicarinatus*. Duméril and Bibron 1839. Erp. Gén. 5:64. Northern South America.

Lacerta palustris. *Triturus vulgaris* Dunn 1918. Bull. M.C.Z. 62:452. Europe and western Asia.

202

Lacerta cordylus. *Cordylus cordylus* Fitzsimons 1943. Liz. So. Africa:455. Kenya, Zimbabwe, and Angola to Namibia and Republic of South Africa.

Lacerta stellio. *Agama stellio*. Boulenger 1885. Cat. Liz. British Mus. 1:368. Africa, Orient.

Lacerta mauritanica. *Tarentola mauritanica*. Gray 1845. Cat. Spec. Liz. British Mus.: 164. Canary Islands, western Mediterranean to Greece and northern Africa.

Lacerta azurea. *Uracentron azureum*. Kaup 1826. Isis von Oken 19:88. Guianas and northern Brasil.

Lacerta turcica. *Hemidactylus turcicus*. Boettger 1876. Ber. Offenbach Ver. Naturk. 15/16:57. Mediterranean to Red Sea areas, eastward to northwestern India, south to Kenya. Widespread as introduction to southeastern U.S.A., México, and Cuba.

Lacerta ameiva. *Ameiva ameiva*. Cockerell 1893 J. Inst. Jamaica 1:310. Panamá, tropical South America, Trinidad, and Tobago.

203

Lacerta agilis. *Lacerta agilis*. Linnaeus. Europe to central Asia.

Lacerta algira. *Psammotriton algirus*. Boulenger 1887. Cat. Liz. British Mus. 3:50. SW Europe and northwestern Africa.

204

Lacerta seps. *Tetradactylus seps*. Boulenger 1887. Cat. Liz. British Mus. 3:124. South Africa.

Lacerta angulata. *Alopoglossus angulata*. Hoogmoed 1973. Biogeographica 4: 216. Guianas and amazonian regions of South America.

Lacerta chamaeleon. *Chamaeleo chamaeleon*. Stejneger 1936. Copeia 1936:136. Portugal to North Africa, east to western Asia.

Lacerta salamandra. *Salmandra salamandra*. Lönnberg 1896. Bih. Kung. Svensk. Vet.-Akad. Handl. 22(4):10. Europe, northwestern Africa, and western Asia.

205

Lacerta gecko. *Gecko gecko*. Smith 1935. Fauna British India. Rept. & Amph. II: Sauria: 111. Northeastern India to southern China, southward to Malay Peninsula and East Indies.

Lacerta stincus. *Scincus scincus*. Loveridge 1936. Field Mus. Nat. Hist. Zool. Ser. 22(1):72. N. Africa.

Lacerta hispidula. *Agama hispidula*. Gray 1845. Cat. Spec. Liz. in Coll. British Mus. :257. Tanzania to Zimbabwe and Namibia southward.

206

Lacerta orbicularis. *Phrynosoma orbiculare*. Wiegmann 1828. Isis von Oken :367. México

Lacerta vulgaris. *Triturus vulgaris*. Dunn 1918. Bull. M.C.Z. 62:452. Europe and western Asia.

Lacerta aquatica. *Triturus vulgaris*. Dunn 1918. Bull. M.C.Z. 62:452. Europe and western Asia.

Lacerta basiliscus. *Basiliscus basiliscus*. Wagler 1830. Nat. Syst. Amph.:148. Northwest South America to southern Central America.

Lacerta igvana. *Iguana iguana*. Van Denburgh 1898. Proc. Acad. Nat. Sci. Phila. 1898(1897) 49:461. México to southern Brasil and Paraguay. Frost and Collins (1988. Herpetol. Rev. 19:74) noted that Linnaeus used *Lacerta igvana* and that his usage elsewhere on the page of *vulgaris*, *aquatica*, and pre-Linnaean names such as Yvana, Igvana, Leguan indicated that use of a "v" rather than a "u" in *igvana* was not as romanized "u". They therefore interpreted that the correct specific epithet is *igvana*. Lönnberg (1896. Bih. Kung. Svensk. Vet.-Akad. Handl. 22[4]1:9) also had suggested that "we have no right to abolish the old Linnean name." However, in light of the lack of usage of *igvana* they indicated that they would petition the International Commission on Zoological Nomenclature for conservation of the spelling *iguana*. I have not seen evidence of that petition in print as yet.

207

Lacerta calotes. *Calotes calotes*. Lönnberg 1896. Bih. Kung. Svensk. Vet.-Akad. Handl. 22(4):15. India, Sri Lanka.

***Lacerta agama*.** *Agama agama*. Andersson 1900. Bih. Kung. Svensk Vet.-Akad. Handl. 22(4):15. Africa.

***Lacerta umbra*.** *Plica umbra*. O'Shaughnessy 1881. Proc. Zool. Soc. Lond. 1881:245. Northern South America.

208

***Lacerta plicata*.** *Plica plicata*. Gray 1831. Synop. Species Class Rept. In Griffith. Cuvier's animal kingdom 9:41. Northern South America.

***Lacerta marmorata*.** *Polychrus marmorata*. Merrem 1820. Tent. Syst. Amphib. :48. Amazon Basin; Venezuela.

***Lacerta bullaris*.** Savage and Guyer (1991. J. Herpetol. 25:365) indicated that Stimson and Underwood(1983. Bull. Zool. Nomencl. 40:17-19) said that the name was based on the colored figure (pl. 66) and description of *Lacerta viridis jamaicensis* in Catesby 's (1743. The Natural History of Carolina, Florida, and the Bahama Islands. v. 2.) pre-Linnean work and thus considered this name to be a senior synonym of *Anolis garmani* Stejneger 1899(Amer. Natur. 33:601). Savage and Guyer noted that no one had adopted that proposal and because *A. bullaris* had not been used as a valid name for any species in this century the Jamaican species should be properly called *Norops garmani* (Stejneger) (= *Anolis garmani*).

***Lacerta strumosa*.** *Anolis lineatus* Daudin 1802. Hist. Nat. Rept. 4:66., pl. 58, fig. 1. Curaçao. Savage and Guyer (1991. J. Herpetol. 25:365) reviewed the nomenclatural history and indicated that Linnaeus's name, *L. strumosa*, had priority but that because it had not been used for 175 years and because of current Code rules the name would be suppressed

***Lacerta tegulxln*.** *Tupinambis teguixin*. Boulenger 1885. Cat. Liz. British Mus. 2:335. Guianas to Uruguay and northern Argentina.

209

***Lacerta punctata*.** *Lygosoma punctatum*. Boulenger 1887. Cat. Liz. British Mus. 3:310. Asia.

***Lacerta lemniscata*.** *Cnemidophorus lemniscatus*. Duméril and Bibron 1839. Erp. Gén. 5:123. Central America to northern South America.

***Lacerta fasciata*.** *Eumeces fasciatus*. Cope 1875. Bull. U.S.N.M. (1):45. Eastern U.S.A.

***Lacerta ilneata*.** *Gymnophthalmus lineatus*. Andersson 1900. Bih. Kung. Svensk. Vet.-Akad. Handl. 26(1):16. Dutch Leeward Islands and Surinam.

***Lacerta chalcides*.** *Chalcides chalcides*. Mertens and L. Müller 1940. Abh. senckenburg. Naturf. Ges. 451:58. Western Mediterranean region except for northwestern Africa.

210

***Lacerta angvina*.** [*Chamaesaura*] *anguina*. Schneider 1801. Hist. Amph. 2:210. South Africa. Schneider actually used the trivial name *anguinea* and subsequent authors used *anguina*., sometimes crediting Schneider with that usage. The 12th ed. of *Systema Naturae* also used *L. angvina*, but the 13th Gmelin edition used *L. anguina*. In this situation I believe that the "v" represents a "u" because angvina has no meaning whereas *anguina* is derived from *anguis* (from the Latin meaning a snake and indeed this species is snakelike in appearance).C.D.Sherborn (1899. An index to the generic and trivial names of animals described by Linnaeus in the 10th and 12th editions of his *Systema Naturae*. Manchester Museum Handbooks, pub. 25. Dulau & Co., London and J.E. Cornish, Manchester) listed under *Lacerta, angvina*, but under trivial names showed *anguineus*. Compare this name usage to the comments on *Lacerta igvana* (p. 206). The Principle of Priority in the Code would require use of *Chamaesaura angvina*, but because *angvina* has not been used for over 50 years it should be suppressed under articles 23b and 79c of the Code.

Rana plpa. *Pipa pipa*. Barbour 1923. Proc. New Eng. Zool. Club 9:3. Far northern South America.

Rana bufo. [*Bufo bufo*.] Cuvier 1817. Règ. Anim. Ed. 1. 2:94. Northwest Africa, Europe to Lake Baikal, the Caucasus, and Iran.

211

Rana rubeta. *Bufo bufo*. see *Rana bufo* above.

Rana glbiosa. *Breviceps gibbosus*. Merrem 1820. Tent. Syst. Amphib. :178. South Africa.

Rana varlegata. *Bombina variegata*. Mertens and L. Müller 1928. Abh. senckenberg. Naturf. Ges. 41:16. Central and southern Europe to central Asia

Rana ventricosa. *Bufo bufo*. See *Rana bufo* on p. 210.

Rana marina. *Bufo marinus*. Schneider 1799. Hist. Amph. 1:219. Southern Texas to northern South America. Widely introduced in Australia, some Pacific islands, Florida, Caribbean islands, etc.

Rana typhonla. *Bufo typhonius*. Schneider 1799. Hist. Amph. 1:207. South America.

Rana ocellata. *Leptodactylus ocellatus*. Girard 1853. Proc. Acad. Nat. Sci. Phila.:420. South America east of the Andes.

212

Rana cornuta. *Ceratophrys cornuta*. Schlegel 1837. Abteil. neuer oder unvollst. bek.-Amphib. pl. 10. Northern South America east of the Andes.

Rana marginata. ? Lönnberg (Bih. Kung. Svensk. Vet.-Akad. Handl. 22[4]1:35) said, "can impossibly be identified. (sic)."

Rana paradoxa. *Pseudis paradoxus*. Wagler 1830. Nat. Syst. Amph.:203. Northern South America east of the Andes to northern Argentina.

Rana temporaria. *Rana temporaria* (part) Linnaeus, *Rana arvalis*. Nilsson 1842. Skandin. Faun., 3 Amph.:92. Most of Europe.

Rana esculenta. *Rana esculenta* Linnaeus. England and Sweden to Italy, Sicily, and the Ukraine.

213

Rana hyla. *Hyla arborea*. Cuvier 1817. Règ. Anim. Ed. 1. 2:94. Northwestern Africa, central Europe to the Caucasus and Turkey.

Rana arborea. See *Rana hyla* above.

Rana boans. *Hyla boans*. Daudin 1803. Hist. Nat. Rept. 8:64. Panamá and northern South America.

214

Crotalus horridus. *Crotalus horridus* Linnaeus. Eastern U.S. in forested regions.

Crotalus drylnas. *Crotalus durissus*. Hoge 1966 (1965). Mem. Inst. Butantan 32:142. Northeastern México to northern Argentina, but in South America, east of Andes in savanna regions and apparently absent from the Amazon basin.

Crotalus durllsus. *Crotalus durissus* Linnaeus. See *C. drylnas* above.

Boa scytale. *Anilius scytale*. Oken 1816. Leh. Naturgesch. 3:283. Guianas, northern Brasil, and Amazon drainage of Colombia, Ecuador, and Peru.

215

Boa canina. *Corallus caninus*. Boulenger 1893. Cat. Sn. in British Mus. 1:102. Amazon Basin and the Guianas of South America.

Boa hypnale. *Corallus caninus*.. see above.

Boa constrictor. *Boa constrictor* Linnaeus. México to Argentina, and Dominica and St. Lucia in the Antilles.

***Boa murina*.** *Eunectes murinus*. Gray 1831. Syn. Species of Class Rept. 9:96. In: E. Griffith, The Animal Kingdom...by Baron Cuvier.

***Boa cenchria*.** *Epicrates cenchria*. Wagler 1830. Nat. Syst. Amph. :38. Costa Rica to Argentina, and Trinidad and Tobago.

***Boa orophias*.** *Boa constrictor orophias* Linnaeus. Peters and Orejas-Miranda 1970. Bull. U.S.N.M. (297):37. St. Lucia in the Antilles.

***Boa enydris*.** *Corallus enydris*. Forcart 1951. Herpetologica 7:197. Nicaragua to Peru; Windward Islands.

***Boa hortulana*.** *Corallus enhydris*. See *B. enhydris* above.

216

***Coluber vipera*.** *Cerastes vipera*. Boulenger 1891. Trans. Zool. Soc. London 13:155. Sahara Desert.

***Coluber atropos*.** *Bitis atropos*. Günther 1858. Cat. Colubrine Sn. in Coll. British Mus.:268. Zimbabwe to South Africa.

***Coluber leberis*.** ?? *Storeria* sp. See Klauber 1948. Copeia 1948:11-12.

***Coluber lutrix*.** *Duberria lutrix*. Loveridge 1929. Bull. U.S.N.M. (151):28. Ethiopia and Zaire to Republic of South Africa.

***Coluber calamarius*.** *Oligodon calalmarius*. Andersson 1899. Bih. Kung. Svensk. Vet.-Akad. Handl. 24(6):8-9. Sri Lanka.

***Coluber constrictor*.** *Coluber constrictor*. Linnaeus. U.S.A. and northern México.

***Coluber ammodytes*.** *Vipera ammodytes*. Sonnini and Latreille 1801. Hist. Nat. Rept. 3:306. Southwestern Europe and western Asia.

217

***Coluber cerastes*.** *Cerastes cerastes*. Andersson 1899. Bih. Kung. Svensk. Vet.-Akad. Handl. 24(6):29. Sahara Desert to Arabian Peninsula and the Middle East.

***Coluber plicatilis*.** *Pseudoeryx plicatilis*. Fitzinger 1826. Neue Class. Rept.:55. Colombia and the Guianas to northern Argentina.

***Coluber domicella*.** *Liophis poecilogyrus*. Dixon 1980. Cont. Biol. and Geol. Milwaukee Pub. Mus. (31):7. Amazonian Ecuador and Brasil to Argentina.

Coluber alldras ?? Andersson 1899. Bih. Kung. Svensk. Vet.-Akad. Handl. 24(6):34 could not identify the Linnaean type, but said that the specimen matches a completely discolored *Helicops angulatus*, from which it differed by having 21 scale rows rather than 19. Andersson concluded that *C. alldras* is a synonym of *Coluber angulatus* Linnaeus.

***Coluber buccatus*.** *Homalopsis buccata*. Merrem 1790. Betr. z. Naturgesch. fasc. 2:36. India to Indochina and Indonesia..

***Coluber angulatus*.** *Helicops angulatus*. Wagler 1830. Nat. Syst. Amph. :171. Northern South America and Trinidad.

***Coluber berus*.** *Vipera berus*. Daudin 1803. Hist. Nat. Rept. 6:89. Europe to north and middle Asia.

218

***Coluber cherssea*.** *Vipera berus*. Daudin 1803. Hist. Nat.Rept. 6:89. See *Coluber berus* page 217.

***Coluber coeruleus*.** ??????

***Coluber albus*.** *Brachyorrhus [albus]*. Agassiz 1848. Nomencl. Zool. Universalis. Soloduri, Jent and Gassman. The original spelling of the generic name was given by Kuhl (1826 in Schlegel, Bull.Sci. Nat. Géol. (Paris): 236 as *Brachyorrhos* but was emended by Agassiz 1847. Nomencl. Zool. Index Univ.:51 and 1848 2nd ed.:147. Indonesia.

- Coluber aspis*.** *Vipera aspis*. Merrem 1820. Tent. Syst. Amph. :151. Southern Europe.
- Coluber typhlus*.** *Liophis typhlus*. Dixon 1980. Cont. Biol. Geol. Milwaukee Pub. Mus. (31):16. Northern South America east of Andes to northern Argentina
- Coluber lebetinus*.** *Vipera lebetina*. Daudin 1803. Hist. Nat. Rept. 6:137. Northwestern Africa, Greek islands, western and middle Asia.
- Coluber melanocephalus*.** [*Tantilla*] *melanocephala*. Cope 1861. Proc. Acad. Nat. Sci. Phila. 13:74. Honduras to northern Argentina.
- Coluber cobella*.** *Liophis cobella*. Jan 1866. Icon. Gén. Ophid. livr. 16:pl. 5. Northern South America east of the Andes.

219

- Coluber reginae*.** *Leimadophis reginae*. Amaral 1935. Mem. Inst. Butantan 9:238. Northern South America east of the Andes.
- Coluber severus*.** *Xenodon severus*. Fitzinger 1826. Neue Class. Rept. :57. Amazonian South America.
- Coluber aurora*.** *Lamprophis aurora*. Smith 1849. Illus. Zool. So. Africa Rpt. App.:19. South Africa.
- Coluber sipedon*.** *Nerodia sipedon*. Baird and Girard 1853. Cat. N.A. Rept. I. Serp.:38. Eastern U.S.A. and extreme southern Canada.
- Coluber maurus*.** *Natrix maura*. Lindholm 1929. Zool. Anz. 81:81. Southwestern Europe and northwestern Africa.
- Coluber stolatus*.** *Amphiesma stolata*. Duméril, Bibron, and Duméril 1854. Erp. Gén. 7:727. Pakistan to southeastern China and Indochina.
- Coluber vittatus*.** *Xenochrophis vittata*. Malnate and Minton 1965. Proc. Acad. Nat. Sci. Phila. 117:22. Indonesia.

220

- Coluber millaris*.** *Liophis miliaris*. Müller 1927. Abh. senckenberg. Naturf. Ges. 40:259-304. Brasil from Amazonas state to Argentina.
- Coluber rhombeatus*.** *Psammophylax rhombeatus*. Günther 1858. Cat. Colubrine Sn. in Coll. British Mus.:31. Southern Africa.
- Coluber cyaneus*.** ??
- Coluber natrix*.** *Natrix natrix*. Stejneger 1907. Bull. U.S.N.M. (58):263. Europe to Turkey and Iran and western China; northwestern Africa.
- Coluber aesculapii*.** *Erythrolamprus aesculapii*. Duméril, Bibron, and Duméril. 1854. Erp. Gén. 7:845.
- Coluber aglilis*.** *Erythrolamprus aesculapii*. See *Coluber aesculapii* above.
- Coluber lacteus*.** [*Homoroselaps lacteus*]. Smith and Smith 1983. Bull. Zool. Nomencl. 33:73. South Africa.
- Coluber aulicus*.** *Lycodon aulicus*. Boie 1827. Isis von Oken 20:551. Pakistan to Nepal, India, and Sri Lanka

221

- Coluber monilis*.** ?? Andersson 1899. Bih. Kung. Svensk. Vet.-Akad. Handl. 24(6):34 indicated that of four snakes at the Royal Museum in Stockholm called *C. monilis*, one agrees completely with Linnaeus' s description and it probably was Linnaeus's type. He said the animal is a *Homalopsis buccata*.
- Coluber pallidus*.** *Thamnodynastes pallidus*. Andersson 1899. Bih. Kung. Svensk. Vet.-Akad. Handl. 24(6):17. Northern South America.

***Coluber lineatus*.** *Liophis lineatus*. Dixon 1980. Cont. Biol. Geol. Milwaukee Pub. Mus. (31):29. Panamá.

***Coluber naja*.** *Naja naja*. Sworder 1922. Singapore Nat. (2):71. Iran and southern Russia to southern China, the Philippines, and Indonesia.

***Coluber padera* ??** Andersson 1899 Bih. Kung. Svensk. Vet.-Akad. Handl. 24(6):29 stated that the type could not be identified, but that another specimen from the Museum Drottingholmense and now at the Royal Museum in Stockholm was labeled *Coluber padera* and is identical with Linnaeus's *Coluber canus* (= *Pseudaspis canus*).

***Coluber canus*.** *Pseudaspis cana*. Cope 1864. Proc. Acad. Nat. Sci. Phila. 16:168. Kenya and Angola southward in Africa.

222

***Coluber sibilans*.** *Psammophis sibilans*. Boie 1827. Isis von Oken 20:547. Africa.

***Coluber laticaudatus*.** *Laticauda laticauda*. Stejneger 1907. Bull. U.S.N.M. (58):402. Warm seas from Bay of Bengal and Sri Lanka to Australia, Melanesia and Polynesia to Japan.

***Coluber sirtalis*.** *Thamnophis sirtalis*. Garman 1892. Bull. Essex Inst. 24:104. Klauber (1948 Copeia 1948:9) pointed out that the description really was for *T. sauritus*. That application has been officially suppressed. Much of North America and northern México.

***Coluber atrox*.** *Bothrops atrox*. Lichtenstein 1856. Nomencl. Rept. et Amph. Mus. Zool. Ber. :35. Northern Bolivia and northern Brasil to Colombia and Venezuela east of the Andes.

***Coluber sibon*.** *Sibon nebulata*. Fitzinger 1826. Neue Class. Rept. :31. Southern México into northern South America.

***Coluber nebulatus*.** *Sibon nebulata*. See *Coluber sibon* above.

***Coluber fuscus*.** *Chironius fuscus*. Amaral 1929. Mem. Inst. Butanatan 4:161. Panamá to Peru, the Guianas and central Brasil.

223

***Coluber saturninus*.** *Chironius fuscus*. See *Coluber fuscus* above.

***Coluber candidus*.** *Bungarus candidus*. Cantor 1847. Cat. Rept. Malay Pen.:113. Thailand to Java.

***Coluber niveus*.** *Naja haje*. Merrem 1820. Tent. Syst. Amph. :148. Much of Africa.

***Coluber scaber*.** *Dasypeltis scabra*. Günther 1858. Cat. Colubrine Sn. Coll. British Mus.:142. Egypt to Gambia and the Cape of South Africa. Many authors over the years have used *D. scabra*, but equally many have used *D. scaber*. In 1952 Gans and Loveridge submitted an application to ICZN to validate the use of *Dasypeltis* and also requested placement of the trivial name *scaber* on the Official List of Specific Trivial Names in Zoology (Bull. Zool. Nomencl. 6:347-348). In 1956 that application was approved by the ICZN--Opinion 387 (Bull. Zool. Nomencl. 12:241). Unfortunately Gans, in his doctoral dissertation on *Dasypeltis* (Ann. Mus. Royal du Congo Belge, ser. 8 Scien. Zool. 74:1-237.), used the name *Dasypeltis scabra*. His synonymy listed 58 uses of *scaber* and 60 of *scabra*. Apparently since that time everyone has used *scabra*. Gans (personal comm.) does not recall why he did not follow the opinion rendered in his favor. The name should be *Dasypeltis scaber*. I base this interpretation on Article 31(b)(i) of the Code which says that where the author of a species-group name did not indicate where he regarded it as a noun or as an adjective and where it may be regarded as either and evidence of usage is not decisive, it is to be treated as a noun in apposition to the name of its genus; its spelling is not changed if it is combined with a generic name of a different gender. What rulings will be made in the forthcoming 4th ed. of the Code regarding agreement in gender of genus and species was not clearly established at the 1990 ICZN meeting.

Coluber carlnatus. *Chironius carinatus.* Fitzinger 1826. Neue Class. Rept.:31 Central America and tropical South America; Guadalupe, St. Vincent Isl., Trinidad.

Coluber corallinus. *Liophis triscalis.* Boulenger 1894. Cat. Sn. British Mus. 2:129. Caribbean South America and Curaçao.

Coluber ovlvorus. ??*Elaphe vulpina.* See Klauber 1948. Copeia 1948:12. North central North America. ***Coluber exolitus.*** *Chironius exoletus.* Hoge, Romano, and Cordeiro 1976/77. Mem. Inst. Butantan 40/41:41. Western Amazon Basin in Peru and Brasil.

Coluber sltula. *Elaphe situla.* Mertens 1923. Senckenbergiana 5:208. Southern Italy and major Mediterranean islands into southwestern Asia.

224

Coluber triscalls. *Liophis triscalis.* See *Coluber corallinus* on p. 223.

Coluber lemniscatus. *Micrurus lemniscatus.* Beebe 1919. Zoologica (NY) 2:216. Trinidad, Venezuela to the Guianas and the Amazon Basin.

Coluber annulatus. *Leptodeira annulata.* Fitzinger 1843. Syst. Rept. :27. México to Argentina.

Coluber dipsas. ??

Coluber pellas. *Chrysopelea pelias.* Andersson 1899. Bih. Kung. Svensk. Vet.-Akad. Handl. 24(6):35. Malaysia to Borneo and Java.

Coluber tyrla ?? Andersson 1899. Bih. Kung. Svensk. Vet.-Akad. Handl. 24(6):30 stated that the type apparently no longer exists. Boulenger 1893. Cat. Sn. British Mus. 1:407 put ? *C. tyria* as a synonym of *Zamenis nummifer*, but such could only have been a guess from the limited description given by Linnaeus.

225

Coluber jugularis. *Coluber jugularis.* Linnaeus. Southeastern Europe and western Asia.

Coluber petola. [*Oxyrhopus*] *petola.* Lönnberg Bih. Kung. Svensk. Vet.-Akad. Handl. 22(4):7. México to Ecuador, eastward in northern South America.

Coluber molurus. *Python molurus.* Gray 1842. Zool. Misc.:4. Pakistan to Java.

Coluber ahaetulla. *Leptophis ahaetulla.* Bell 1825. Zool. J. 2:328. Clarified by Stejneger 1933. Copeia 1933:202. Southern México to Ecuador and central Argentina east of the Andes.

Coluber petolarlus. [*Oxyrhopus*] *petola.* See *Coluber petola* above.

Coluber haje. *Naja haje.* See *Coluber niveus* on p. 223.

Coluber filiformis. Unidentifiable. See Oliver 1948. Bull. A. M. N. H. 92:169.

Coluber pullatus. *Spilotes pullatus.* Wagler 1830. Nat. Syst. Amph.:179. Southern México to Argentina.

226

Coluber hippocrepls. *Coluber hippocrepsis.* Linnaeus. Southwestern Europe to north-western Africa.

Coluber mlnervae. *Liophis lineatus.* Dixon 1980. Cont. Biol. Geol. Milwaukee Publ. Mus. (31):10. Panamá; South America west of Andes to northern Argentina.

Coluber cinereus. *Liophis cobella* ?? Dixon 1980. Cont. Biol. Geol. Milwaukee Pub. Mus. (31):6. See *Coluber cobella* on p. 218.

Coluber viridissimus., *Philodryas viridissimus.* Boulenger 1896. Cat. Sn. British Mus. 3:129. Southern Venezuela and the Guianas to Argentina.

Coluber mucosus. *Ptyas mucosus.* Cope 1860. Proc. Acad. Nat. Sci. Phila. 12:563. Pakistan to Taiwan and Java.

Coluber cenchoa. *Imantodes cenchoa.* Duméril 1853. Mém. Acad. Sci. Paris 23:507. Southern México to Bolivia and Paraguay.

Coluber mycterizans. *Ahaetulla mycterizans.* Stejneger 1933. Copeia 1933:203 said that although assigned to that name earlier, confusion of the identity of five specimens invalidates early usage. Thailand to Java.

227

Coluber caerulescens. ?? Andersson 1899. Bih. Kung. Svensk. Vet.-Akad. Handl. 24(6):26 stated that only one of the original five specimens labeled *C. caerulescens* remains and it "is a *Herpetodryas fuscus*", whose scalation differed greatly from Linnaeus' s description.

Coluber arges ?? In *Syst. Nat.* XII, Linnaeus changes to *argus* . The description, based on a figure from Seba's Thesaurus, says, among other things, no scales noted. Boulenger 1893 Cat. Sn. British Mus. 1:82 regarded *C. argus* as a mythical creature.

Anguis bipes. *Scelotes bipes.* Gray 1845. Cat. Spec. Liz. British Mus. :123. South Africa.

Anguis meleagris. *Acontias meleagris.* Merrem 1820. Tent. Syst. Amph.:89. South Africa.

228

Anguis colubrina. *Eryx colubrinus.* Flower 1933. Proc. Zool. Soc. London 1933:804. Egypt to Kenya and Niger.

Anguis jaculus. *Eryx jaculus.* Daudin 1803. Hist. Nat. Rept. 7:251. Southwestern Europe, western Asia, and northern Africa.

Anguis maculata. *Cylindrophis maculatus.* Boulenger 1893. Cat. Sn. British Mus. 1:136. Sri Lanka.

Anguis reticulata. *Typhlops reticulatus.* Duméril and Bibron. Erp. Gén. 6:282. Tropical South America east of the Andes.

Anguis cerastes. *Eryx jaculus.* see *Anguis jaculus* above.

Anguis lumbricalls. *Typhlops lumbricalis.* Oppel 1811. Ordn., Fam. Gatt. Rept. :55. Cuba, Hispaniola, Bahamas, and introduced into Florida and Guyana.

Anguis laticauda. ?? Andersson 1899. Bih. Kung. Svensk. Vet.-Akad. Handl. 24(6):32 indicated that the type was no longer to be found.

Anguis scytale. *Anilius scytale.* Oken 1816. Lehr. Naturgesch. :283. Venezuela to Peru, the Guianas, and northern Brasil.

229

Anguis eryx. ? *Anguis fragilis* (part) according to Boulenger 1885. Cat. Liz. British Mus. 2:86. See *A. fragilis* below.

Anguis fragilis. *Anguis fragilis.* Linnaeus. Europe to the Caucasus and Iran; northwestern Africa.

Amphisbaena fuliginosa. Linnaeus. Panamá and northern South America.

Amphisbaena alba. Linnaeus. Panamá; Trinidad; northern South America east of Andes, south to northern Paraguay.

Caecilia tentaculata. *Caecilia tentaculata* (part). Linnaeus. Panamá ; northern South America east of Andes to central Brasil.

Caecilia tentaculata. *Caecilia gracilis* (part). Shaw 1802. Gen. Zool. or Syst. Nat. Hist. 3, pt. 2:597-598. Guianas and Peru; probably also the Amazon Basin.

Caecilia glutinosa. *Ichthyophis glutinosus.* Cantor 1847. J. Asiatic Soc. Bengal, Calcutta. 16:1059. Sri Lanka.

INDEX TO SCIENTIFIC NAMES (GENERA AND SPECIES) USED IN SYSTEMA
NATURAE ED. X AND IN CURRENT USE.

Page listings refer to page of *Systema Naturae*.

aesculapii, Coluber.....	220	orophias.....	215
agama, Lacerta.....	207	scytale.....	214
agilis, Coluber.....	220	boans, Rana.....	213
agilis, Lacerta.....	203	buccatus, Coluber.....	217
ahaetulla, Coluber.....	225	bufo, Rana.....	210
alba, Amphisbaena.....	229	bullaris, Lacerta.....	208
albus, Coluber.....	218	Caecilia.....	229
algira, Lacerta.....	203	glutinosa.....	229
alidras, Coluber.....	217	tentaculata.....	229
ameiva, Lacerta.....	202	caerulescens, Coluber.....	227
ammodytes, Coluber.....	216	caeruleus, Coluber.....	218
Amphisbaena.....	229	calamarius, Coluber.....	216
alba.....	229	calotes, Lacerta.....	207
fuliginosa.....	229	candidus, Coluber.....	223
Anguis.....	227	canina, Boa.....	215
bipes.....	227	canus, Coluber.....	221
cerastes.....	228	caretta, Testudo.....	197
colubrina.....	228	carinata, Testudo.....	198
eryx.....	229	carinatus, Coluber.....	223
fragilis.....	229	carolina, Testudo.....	198
jaculus.....	228	caudiverbera, Lacerta.....	200
laticauda.....	228	cenchoa, Coluber.....	226
lumbricalis.....	228	cenchria, Boa.....	215
maculata.....	228	cerastes, Anguis.....	228
meleagris.....	227	cerastes, Coluber.....	217
reticulata.....	228	chalcides, Lacerta.....	209
scytale.....	228	chamaeleon, Lacerta.....	204
angulata, Lacerta.....	204	chelsea, Coluber.....	213
angulatus, Coluber.....	217	cinereus, Coluber.....	226
angvina, Lacerta.....	204	cobella, Coluber.....	218
annulatus, Coluber.....	224	Coluber.....	216
aquatica, Lacerta.....	206	aesculapii.....	220
arborea, Rana.....	213	agilis.....	220
arges, Coluber.....	226	ahaetulla.....	225
aspis, Coluber.....	218	albus.....	218
atropos, Coluber.....	216	alidras.....	217
atrox, Coluber.....	222	ammodytes.....	216
aulicus, Coluber.....	220	angulatus.....	217
aurata, Lacerta.....	209	annulatus.....	224
aurora, Coluber.....	219	arges.....	227
azurea, Lacerta.....	202	aspis.....	218
basiliscus, Lacerta.....	206	atropos.....	216
berus, Coluber.....	217	atrox.....	222
bicarinata, Lacerta.....	201	aulicus.....	220
bipes, Anguis.....	227	aurora.....	219
Boa.....	214	berus.....	217
canina.....	215	buccatus.....	217
cenchria.....	215	caerulescens.....	227
constrictor.....	215	caeruleus.....	218
enydris.....	215	calamarius.....	216

hipnale.....	215	candidus.....	223
hortulana.....	215	canus.....	221
murina.....	215	carinatus.....	223
Coluber		vipera.....	216
cenchoa.....	226	viridissimus.....	226
cerastes.....	217	vittatus.....	219
chersea.....	218	colubrina, Anguis.....	228
cinereus.....	226	constrictor, Boa.....	215
cobella.....	218	constrictor, Coluber.....	216
constrictor.....	216	corallinus, Coluber.....	223
corallinus.....	223	cordylus, lacerta.....	202
cyaneus.....	220	cornuta, Rana.....	212
dipsas.....	224	crocodilus, Lacerta.....	200
domicella.....	217	Crotalus.....	214
exoletus.....	223	dryinas.....	214
filiformis.....	225	durissus.....	214
fuscus.....	222	horridus.....	214
haje.....	225	cyaneus, Coluber.....	220
hippocrepis.....	226	dipsas, Coluber.....	224
jugularis.....	225	domicella, Coluber.....	217
lacteus.....	220	Draco.....	199
laticaudatus.....	222	volans.....	199
leberus.....	216	dryinas, Crotalus.....	214
lebetinus.....	218	durissus, Crotalus.....	214
lemniscatus.....	224	enydri, Boa.....	215
lineatus.....	221	eryx, Anguis.....	229
lutrix.....	216	esculenta, Rana.....	212
maurus.....	219	exoletus, Coluber.....	223
melanocephalus.....	218	fasciata, Lacerta.....	209
miliaris.....	220	filiformis, Coluber.....	223
minervae.....	226	fragilis, Anguis.....	229
molurus.....	225	fuliginosa, Amphisbaena.....	229
monilis.....	221	fuscus, Coluber.....	222
mucosus.....	226	gecko, Lacerta.....	205
myctenizans.....	226	geometrica, Testudo.....	199
naja.....	221	gibbosa, Rana.....	211
natrix.....	220	glutinosa, Caecilia.....	229
nebulatus.....	222	graeca, Testudo.....	198
niveus.....	223	haje, Coluber.....	225
ovivorus.....	223	hipnale, Boa.....	215
padera.....	221	hippocrepis, Coluber.....	226
pallidus.....	221	hispida, Lacerta.....	205
pelias.....	224	horridus, Crotalus.....	214
petola.....	225	hortulana, Boa.....	215
petolaris.....	225	hyla, Rana.....	213
plicatilis.....	217	igvana, Lacerta.....	206
pullatus.....	225	jaculus, Anguis.....	228
reginae.....	219	jugularis, Coluber.....	225
rhombeatus.....	221	Lacerta.....	200
saturninus.....	223	agama.....	207
scaber.....	223	agilis.....	203
severus.....	219	algira.....	203
sibilans.....	222	ameiva.....	202
sibon.....	222	angulata.....	204
sipedon.....	219	angvina.....	210
sirtalis.....	222	aquatica.....	206

situla.....	223	aurata.....	209
stolatus.....	219	azurea.....	202
triscalis.....	224	basiliscus.....	206
typhlus.....	218	bicarinata.....	201
tyria.....	224	bullaris.....	208
calotes.....	207	mycterizans, Coluber.....	226
caudiverbera.....	200	mydas, Testudo.....	197
chalcides.....	209	naja, Coluber.....	221
chamaeleon.....	204	natrix, Coluber.....	220
cordylus.....	202	nebulatus, Coluber.....	223
crocodilus.....	200	niveus, Coluber.....	223
fasciata.....	209	ocellata, Rana.....	211
gecko.....	205	orbicularis, Lacerta.....	206
hispida.....	205	orbicularis, Testudo.....	198
igvana.....	206	orophias, Boa.....	215
lemniscata.....	209	ovivorus, Coluber.....	223
lineata.....	209	padera, Coluber.....	221
marmorata.....	208	pallidus, Coluber.....	221
mauritanica.....	202	palustris, Lacerta.....	201
monitor.....	201	paradoxa, Rana.....	212
orbicularis.....	206	pelias, Coluber.....	224
palustris.....	201	petola, Coluber.....	225
plica.....	208	petolarius, Coluber.....	225
principalis.....	201	pipa, Rana.....	210
punctata.....	209	plica, Lacerta.....	208
salamandra.....	204	plicatilis, Coluber.....	217
scutata.....	201	principalis, Lacerta.....	201
seps.....	204	pullatus, Coluber.....	225
stellio.....	202	punctata, Lacerta.....	209
stincus.....	205	pusilla, Testudo.....	199
strumosa.....	208	Rana.....	210
superciliosa.....	200	arborea.....	213
teguixin.....	208	boans.....	213
turcica.....	202	bufo.....	210
umbra.....	207	cornuta.....	212
vulgaris.....	206	esculenta.....	212
lacteus, Coluber.....	220	gibbosa.....	211
laticauda, Anguis.....	208	hyla.....	213
laticaudatus, Coluber.....	222	marginata.....	212
leberis, Coluber.....	216	marina.....	211
lebitinus, Coluber.....	218	ocellata.....	211
lemniscata, Lacerta.....	209	paradoxa.....	210
lemniscatus, Coluber.....	224	pipa.....	210
lineata, Lacerta.....	209	rubeta.....	211
lineatus, Coluber.....	221	temporaria.....	212
lumbricalis, Anguis.....	228	typhonia.....	211
lutaria, Testudo.....	198	variegata.....	211
lutrix, Coluber.....	216	ventricosa.....	211
maculata, Anguis.....	228	reginae, Coluber.....	219
marginata, Rana.....	212	reticulata, Anguis.....	228
marina, Rana.....	211	rhombeatus, Coluber.....	220
marmorata, Lacerta.....	208	rubeta, Rana.....	211
mauritanica, Lacerta.....	202	salamandra, Lacerta.....	204
maurus, Coluber.....	219	saturninus, Coluber.....	223
melanocephalus, Coluber.....	218	scaber, Coluber.....	223
meleagris, Anguis.....	227	scabra, Testudo.....	198

miliaris, Coluber.....	220	scutata, Lacerta.....	201
minervae, Coluber.....	226	scytale, Anguis.....	228
molurus, Coluber.....	225	seps, Lacerta.....	204
monilis, Coluber.....	221	serpentina, Testudo.....	199
monitor, Lacerta.....	221	severus, Coluber.....	219
mucosus, Coluber.....	226	sibilans, Coluber.....	222
murina, Boa.....	215	sibon, Coluber.....	222
sipedon, Coluber.....	219	mydas.....	197
sirtalis, Coluber.....	222	orbicularis.....	198
situla, Coluber.....	223	pusilla.....	199
stellio, Lacerta.....	202	scabra.....	199
stincus, Lacerta.....	205	serpentina.....	199
stolatus, Coluber.....	219	triscalis, Coluber.....	224
strumosa, Lacerta.....	208	turcica, Lacerta.....	202
superciliosa, Lacerta.....	200	typhlus, Coluber.....	218
teguixin, Lacerta.....	208	typhonia, Rana.....	211
temporaria, Rana.....	212	tyria, Coluber.....	224
tentaculata, Caecilia.....	229	umbra, Lacerta.....	227
Testudo.....	197	variegata, Rana.....	211
caretta.....	197	ventricosa, Rana.....	211
carinata.....	197	vipera, Coluber.....	216
carolina.....	198	viridissimus, Coluber.....	226
geometrica.....	199	vittatus, Coluber.....	219
graca.....	198	volans, Draco.....	199
lutaria.....	198	vulgaris, Lacerta.....	206



THE LITERATURE CITED BY LINNAEUS IN THE AMPHIBIAN AND REPTILE SECTION OF SYSTEMA NATURAE X

by

Harold A. Dundee

Although Linnaeus is credited with the scientific names given in the 10th edition of the *Systema Naturae*, he was not the originator of many of those names. He used many names given by earlier writers. In the species accounts, his format is comparable to our current day "synonymy", usually giving the name used but also including in many cases some pertinent description given by the source cited. For modern systematic treatments, we can ignore those names given by pre-Linnaean authors, but the information may be useful for historical biological studies or to systematists who wish to examine a more detailed description of a Linnaean type-specimen than that given by Linnaeus in the 10th ed. of *Systema Naturae*. I have attempted to document each citation that Linnaeus used.

Identification of the literature cited by Linnaeus has not been an easy task. Although I was able to identify specifically many of the sources to which Linnaeus referred, often by virtue that only one author & title answered to that abbreviation, I frequently could only identify the publication but not the specific edition that Linnaeus may have seen. Many reprintings of older publications were made and the paginations are not necessarily the same as the original. To actually see the various possible editions I would have had to visit many libraries in diverse places, a task that could not be justified in terms of time or cost. But I have seen personally a copy of every item cited by Linnaeus. Major sources for determining titles and editions for the citations that I have identified include: 1985 *The British Library General Catalogue of Printed Books to 1975*, K.G. Saur, London; 1931 *Catalogue Général des Livres Imprimés de la Bibliothèque Nationale* [France]. Imprimerie Nationale, Paris; 1979 *National Union Catalog. Pre-1956 Imprints*, Mansell Publishing, London and The American Library Association; continuances of the NU Catalog by Library of Congress. Generally speaking, I assume that Linnaeus used the editions in his own library whenever possible; that library is now housed at the Linnean Society in London. The material has all been placed on microfilm at the University of California, Berkeley library from a microfilm at the Library of Congress. A # precedes sources that were part of Linnaeus's library, but Linnaeus's edition may not be the same as the one I actually saw. All remaining items are listed in good faith. When in doubt, I list the earliest published version. I have been adamant in condemning authors who cite things that they have not seen but merely saw cited in some other article, thus often perpetuating errors. The citations as given are presented as I saw them on the title pages, thus use of "v" for "u", etc. is presented so that a reader may feel confident that he has the correct reference. Author names given in various catalogs may be anglicized, even though they appear on title pages in Latin or some other native language form. In several cases I have noted errors by Linnaeus when I could examine an original of the source. Occasionally I refer to Heller 1958; this is Heller, J.L. *Index auctorum et librorum a Linnaeo (Species Plantarum, 1753) citatorum*, pp. 3-60 of an appendix to *Species Plantarum*, a facsimile of the first edition published in 1959 by the Ray Society. Citations therein that were abbreviated the same as in *Systema Naturae X* were investigated as much as possible. At the time of his death, Heller had been working for years on

"guide to Linnaean zoological literature." A year or so before his death, Heller had asked Alwyne Wheeler, formerly of the British Museum (Natural History), to assist him in finding a publisher for that monograph. Wheeler arranged for this to be done as a joint British Museum and Oxford University Press publication, with Wheeler serving as an editor and also contributing some introductory essays and the Linnaean background. For various reasons the project has been delayed, but Mr. Wheeler graciously supplied me with verifications of several items that I had been unable to see, but I subsequently got to see them for myself. Dr. Kraig Adler also supplied some verifications. From the several pages of Heller manuscript that I have seen, I am well aware that Heller's work is infinitely more extensive than what I am supplying and likely will provide a more accurate idea of which particular editions of publications Linnaeus actually used, but Heller has not supplied publisher names as a final touch to his determinations. I recommend that readers of this report turn to Heller's guide for the "final word" when it ultimately appears. In a symposium report, Heller (1980 *Bibliotheca Zoologica Linneana*. pp. 240-264 *In* G. Broberg [ed.] *Linnaeus: Progress and Prospects in Linnaean Research*. Almquist & Wiskell International, Stockholm and Hunt Institute for Botanical Documentation, Pittsburgh) said on p. 242 of his compilation of documentation of Linnaean cites "...the present version runs to about 400 somewhat messily typed pages, and that it contains bibliographical data with commentary on Linnaeus's citations for about 450 separately titled books, monographs, or dissertations....and I think I have run down every single one of Linnaeus's not always accurate references..."

An intriguing comment concerning the printing of *Species Plantarum* perhaps applies to *Systema Naturae*. W.T. Stearn 1957, in the preface to the Ray Society's 1959 facsimile edition of *Species Plantarum*, observed that no two copies of the original issue appeared to be typographically identical, a situation that he attributed to poor workmanship by employees of Salvius, the printer, thus individual copies of the original had defects of different nature. In those days no automatic feed of paper to the press existed; as errors in typography were discovered, they were corrected, thus different errors were discovered and altered at different times. Some of the literature examined by me had variations on the title page that differ from listings in major library catalogs; this can probably be attributed to the copy by copy corrections that were made. I have listed the titles and author name spellings as actually seen by me, including the use of "v" that was often used for "u", and have noted anglicized etc. alternatives as desirable to aid the user in finding such literature in a library catalog.

My appreciation is extended to the staffs of the following libraries for assistance in seeing items in their rare book collections: Tulane University; Louisiana State University, Baton Rouge; The University of Oklahoma; Library of Congress; The Natural History Museum, London; McGill University; John Crerar Library of the University of Chicago; The University of Florida. I feel especially indebted to Ms. Gina Douglas of the Linnean Society library in London; she not only gave me access to actual items from Linnaeus' personal library, but also allowed me to view the entire Linnaeus library in its vault at the Linnean Society, certainly an exciting moment for a biologist.

#Act. Stockholm See *L. Act. Stockholm*

Ald. aquat. See *Aldr. serp.*

Ald. quad. Misspelled in some places as *Aldg.* See *Aldr. serp.*

Aldr. serp. Aldrovandus, Ulysses (Aldrovandi, Ulisse) (1599-1668). *Opera omnia*. Bononiae. Franciscum de Franciscus. 13 v. The *Ald. aquat.* refers to v. 6, 1613. *De piscibus libri v. et de cetis lib. vnus.* Ioannes Cornelius Vtervenvs...Bononiiae. Bellagamban. In the edition examined, p.

677 that should show *Lacerta crocodilus* actually shows a whale! The *Ald. quad.* refers to v. 9, 1637. *De qvadvpedib' digitatis viiviparis libri tres, et De qvadvpedib' digitatis oviparis libri duo.* Bartholomaeus Ambrosinus. Bonon. N. Tebaldinum. *Aldr. quad.* shows a crocodile sketch. *Aldr. serp* is v. 10, 1640. *Serpentum, et draconum historiae libri duo* Bartholomaeus Ambrosinus... opus concinnavit.. Bononiae. The colophon shows 1639.

#Amoen. acad. *Amoenitates Academicae.* vols. I-VII. Stockholm and Leipzig. Dissertations edited by Linnaeus and issued from 1749 onward.

Bell. aquat. Bellonius, P. (Peter Belon, Pierre Belon) 1553. *De aquatilibus libri duo, cum ciconibus ad veram ipsorum effigiem, quoad eius fieri potuit, expressis.* Carolus Stephanus, Parisiis.

#Bellon. Itln. Bellonius, P. (Pierre Belon). 1605. *Bellonii Plurimarum singularium et... rerum in Graecia, Asia... conspectarum observationes.* Antverpiae. Many earlier editions exist. However, Heller's manuscript notes show that Linnaeus apparently used an interpretive edition which is listed here under *Clus. exot.* But Heller indicated that it was a French translation of 1609, which edition I could not find listed in the National Union Catalog, The British Library Catalog, or the French National Library Catalog.

Bell. mus. Should be *Besl. mus.* This misprint was noted by John Heller in his manuscript and called to my attention by Alwyne Wheeler, formerly of the British Museum, who is preparing Heller's manuscript for publication.

Besl. mus. Besleri, Basilus and Michael Rupertus Besleri (Hortus and Michael Rupert Besler) 1716. *Rariora Musei Besleriani que olim Basilus et Michael Rupertus Besleri. collegerunt....* Nuremberg.

#Bont. jav. Bontii, Jacobi (Jacobus Bontius) 1658. *Historiae naturalis & medicae Indiae Orientalis. Libri Sex. V. Historia animalium.* In Gulielmi Pisonis (William Piso). *De Indiae utriusque re naturali et medica libri.* XIV. Amstelaedami, Elzevirios. *Lacertus volans* is on p. 59, not p. 57 as given by Linnaeus.

#Bradl. natur. Bradley, Richard 1721. *A philosophical account of the works of nature.* W. Mears, London.

E. Brander Erik Brander (1722-1814) who collected specimens mostly from Algiers and the western Mediterranean.

#Brown. jam. Browne, Patrick 1756. *The civil and natural history of Jamaica in three parts.* London, T. Osborne and J. Shipton.

Catesby. car. Catesby, Mark 1754. *The natural history of Carolina, Florida, and the Bahama Islands.* Vol II. London, Benjamin White. Other printings include original printed at expense of the author.

#Clus. exot. Clvsii, Carolus Atrebatis (Carolus Clusius=Charles de l'Éscluse) 1605. *Aulae Caesareae quondam familiaris, Exoticorum libri decem: quibus, animalium, plantarum...: Item Petri Bellonii observationes, eodem Carolo Clusio interprete, etc.* Ex officina Plantiniana Raphelengii. Other versions of this exist. The interior of the copy I examined shows: *Petri Bellonii. Cenomani Plurimarum singularium & memorabilium... Carolus Clvsivs..*

#Column. ecphr. Columna, Fabio (Savio Columna) (Fabio Colonna). 16???. *Minus cognitarum stirpium aliquot AC etiam rariorum.....Romae.* Guilielmum Facciotum. The earliest edition was 1606; I could not read the date on the Readex microprint card seen.

#Edw. av. Edwards, George 1743-1751. *A natural history of uncommon birds and of some other rare and undescribed animals, quadrupeds, reptiles, fishes, insects, etc.* ..in 7 parts. v. 1. London. Under the same cover of the copy I saw is a French translation dated 1755 and done by M.D. de la S.R.

#Faun. Svec., *Fan. Svec.* Linnaei, Caroli 1746. *Fauna Svecica sistens animalia Sveciae regni.....* Stockholmiae, Laurenti Salvii.

#Fevill. peruv. Feuillé, Louis 1714. *Journal des observations physiques, mathématiques et botaniques...faites...sur les côtes orientales de l'Amerique Méridionale... tome Première.* Paris, Pierre Giffart. The "v" in the reference to *Lacerta Caudiverbera* is definite, but Heller (1958) indicated *Few (ill)* for *Species plantarum* and indeed we confirm it; and in *Systema naturae XIII* the cite is given as "Feuill.". Thus the poor workmanship of the printer seems doubly bad. The illustration on p. 319 is labeled "Salamandre Aquatique" and looks like a gecko with much expanded toe pads.

#Gesn. ovip. Gesneri, (Gessner), Conr. (Conrad) 1586. *Historiae animalium liber II. quiest de quadrupedibus oviparis.* Roberti Cambieri Francovrdis. Details dealing with *Crocodylus* and *Lacerta aquatica* appear on the same pages of this edition as cited by Linnaeus. The original work was published in 1551-1558.

Gesn. quad. = *Gesn. ovip.* A mere statement of "quad" could refer to the first part of the title, but the clue is that these animals are oviparous, which eliminates referrals to the other four books of *Historia animalium*.

#Grew mus. Grew, Nehemiah 1681. *Musaeum Regalis Societatis; or A catalogue of and description of the natural and artificial rarities belonging to the Royal Society and preserved at Gresham Colledge (sic); 2 V.* Rawlins, London.

#Gron. mus. Gronovii, Larentii Theodorii (Gronovius, Laurentius Theodorus) 1754. *Museum ichthyologicum sistens piscium etc.* 2 v. Lugduni Batavorum, Theodorum Haak.

#Hassel. Iter. Hasselquists, Frederic (Frederick Hasselquist) 1757. *Iter Palaestinum eller rsa til Heliga Landet förrättad ifån år 1749 til 1752...* Stockholm, Lars Salvii.

Hasselqv. Frederic Hasselquists' collection. He was a student of Linnaeus who collected in Egypt and Palestine.

Hasselqv. Act. Ups. This refers to Hasselquists in a journal *Acta Societatis Regiae Scientiarum Upsaliensis (Kongliga Vetenskaps-Societeten)*. *Acta.* Heller, in the 1959 appendix to the facsimile print of *Species Plantarum*, listed in the journal title "Societas" and that name also appears in the Union List of Serials, a title page before me clearly reads as I have cited.

#Hernand. Mex. Hernandez, Francisco 1651. (1648) . *Rerum medicarum Novae Hispaniae thesaurus, seu plantarum, animalium, mineralium mexicanorum historiae.....*Romae, Vitalis Mascardi. In this citation, Linnaeus on p. 206 referred to *Lacertus orbicularis*, but the statement seen in Hernandez says "lacerto orbiculare."

#It. gotl. Linnaei, Carl 1747. *Wästgöta Resa.* Lars Salvii, Stockholm. This identifies *Coluber Natrix* that is mentioned on p. 220 of the *Systema naturae X*, but 1745. *Öländska och Gothländska resa....* by Linnaeus does not contain mention of *Natrix*. Heller (1958) claimed that *It. gotl.* and *It. oel* refer to the *Öländska* (see *It. oel.*). Linnaeus was inconsistent in use of abbreviation; on p. 271 for *Pleuronectes maximus* he used *It. gottl.*

#It. oel. Linnaei, Carl 1745. *Öländska och Gothländska resa....* Stockholm och Upsala, Gottfried Kiesemetter. This is supposed to be the same as *It. gotl.* according to Heller 1958. But *Systema Naturae X* refers to *Bufo bufo* as *It. oel.* 142 and *Rana temporaria* as *It. oel.* 154. I definitely found that the *Öländska*, not the *Wästgöta*, to contain the referral to these species.

#It. Wgot. Linnaei, Carl 1747. *Wästgöta resa.....*Stockholm, Lars Salvii. In checking for *Bufo rubeta* on p. 61, the version I saw mentions a *Rana* and speaks of it at length. For plants, Heller (1958) identified *It. W-góth* as the source for a *Ruppia* on p. 86; I found that correct.

#Jacob. mus. Jacobaeo, Oligero (Jacobaeus, Oligerus [Holger]) 1696. *Muséum regium, seu catalogus rerum tam naturalium, quam artificialium*, etc. Hafniae, Joachim Schmetgen. Linnaeus

says that *Iguana* is t. 4, but in the edition examined the illustration is in t. VIII, f. 4. Linnaeus did not mention Jacobaeus' *Chamaeleon* but note that text p. 9 says *Chamaeleon* is VIII fig. 4, but the plate and text do not correspond. Linnaeus's own copy, which I personally examined, shows the date as 1698, but someone has encircled the last two "I" 's of the Roman numeral date. I do not know the basis for the date change, but the note of submission from Jacobaeus is dated 13 May 1695. Presumably some librarian determined that it took but one year from submission of manuscript to publication and detected an error in printing the date.

#Jonst. quad. Jonstonus, Joannes (Jon Johnstone). 1657. *Historiae naturalis. de quadrupedibus libri. VI. V. 1 De quadrupedibus.* Amstelolami, J. Jacobi Fil, Schipper.

#Kaemph. amoen. Kaempfer, Engelbert 1712. *Amoenitatum exoticarum politico-physico-mediciarum asciculi V, quibus...* Lemgoviae, H.W. Meyeri.

Kalm. Pehr Kalm, a Swede, collected in Sweden; he also wrote an account of his travels in North America and of travels in Sweden. But simple reference to *Kalm* refers only to his collection.

#Kalm. act. Stockh. This refers to a dissertation by Kalm in *Act. Stockholm.* See *L. Act. Stockh.*

Kircher Mus. Bonanni, A P Phillippo (Buonanni, F.) 1709 (1710). *Musaeum Kircherianum; sive musaeum A P. Athnnasio Kirchero in Collegio Romano...Romae,* Georgii Plachi caelaturam profitensis & characterum fuforiam propè S. Marcum.

#L. Act. Stockholm. This refers to a Linnaeus dissertation in a Swedish journal that is listed in various ways, the more typical being *Kungliga Svenska Vetenskapsacademiens Handlingar*, *Kongliga Swenska Vetenskapsacademiens*, and *Swenska Wetenskaps Academiens Handlingar*, etc. An actual cover of the journal shows *Kongl. Svenska Vetenskaps Acaademiens Handlingar*. The printer was Lars Salvius, who did *Systema Naturae X*. The Union List of Serials states that through 1756 this was *Swenska Wetenskaps Academi*, but the cover pages I have seen show clearly *Svenska Vetenskaps Academiens* (two words, not *Vetenskapsacademiens*) on separate lines. In answer to my query to the Royal Swedish Academy of Science, Christer Wijkström, the librarian of the Center for Science and History confirmed that it had many minor title variations in early years but recommended that for the first 50 volumes the most common way to cite is *Kongl. Swenska Wetenskaps Academiens Handlingar*.

Leviathan Jobl. This is a referral to the Bible, book of Job.

#Marcgr. bras. Marcgravi, Georgi de Liebstad. (Marggravius, Christian). In Pisonis, Guilielmi *De medicina Brasiliense libri IV....et Georgi Marcgravi 1648. Historiae rerum natvralivm Brasiliae. Libr. octo. qvorum sextus de quadrupedibus & serpentibus.* Lugduni Batavorum.

#Matth. dlosc. Matthioli, Petri Andreae (Mattioli, Matthaеolus, Matthiolus). This refers to Matthioli's commentary on the old Greek herbal of Dioscorides. The earliest edition apparently was 1554. *Commentarii in Libros Sex Pedacii Discoridis ...*[with the Latin text of Dioscorides by J. Ruellis]. Venetiis, Vinc Valgris. Many versions of Matthioli's commentary were published, but Linnaeus was known to own a 1570 edition (*vide* J.L. Heller 1976. *Linnaeus on sumptuous books.* *Taxon* 25:33-52.). Dioscorides of Anazarba in Cilicia, in the first century A.D., wrote the original herbal. An English translation published by Hafner Publishing Co., Inc., New York says that the original herbal was five books. The Hafner edition has an index from Saracen's Latin Index from a 1598 edition of the herbal (Saracenus, Janus Antonio [Sarrasin, Jean Antoine] Pedacii Dioscorides Anazarbaei. Francofurti, A. Wecheli et. al.). The version that I saw indicated that the herbal was illustrated by a Byzantine in A.D. 512, was translated into English by John Goodyer A.D. 1655, edited and first printed by R.T. Gunther. Linnaeus referred to *Lacerta salamandra* as page 274, figure on 274 in the dioscus. The Saracen index refers to book 2, 67. In the Hafner edition, item 67 of book 2 shows *Salamandra terrestris*. Item 69 is *Saura*, which is lizards.

Merian sur. Meriam (sic), Mario Sibyllam. (Merian, Mario Sibilla or Mario Sybilla) 1705. *Dissertatio de generatione et metamorphosisibus insectorum Surinamensium: in qua.....His adjunguntur bufonis, lacerti, sepentes, aranea....*Amstelodami, Geraldum Valk. The figure for *Rana paradoxa* is on p. 71 as cited but no plate number 71 as cited by Linnaeus.

Merian surln. Same as *Merian sur.*

#Mus. Ad. Fr. Linnaeus, Car. (Linnaeus) 1754. *Museum S:ae R:ae M:tis Adolphi Friderici Regis....in quo animalia rariora. Tom. I.* Holmiae, Typographia Regia.

Mus. De Geer Refers to the collection of Carl de Geer, a German entomologist.

#Nieremb. Nat. Nierembergii, Joannis Evsebii (Juan Eusebio Nieremberg) 1635. *Historia naturae, maxime peregrinae, libris XVI distincta.....* Antverpiae.

#Olear. mus. Olearium , Adam (Olearius) 1674. *Gottorffische Kunst-Kammer vorinnen Allerhand ungemene Sachen, So theils die Natur.....* Schlesswig, Gottfried Schulken . National Union Catalog says G. Schultzen but Alwyne Wheeler 1980. The sources of Linnaeus' knowledge of fishes. In G. Broberg (ed.) *Linnaeus: progress and prospects in Linnaean research.* Almquist and Wiksell, Stockholm, says Schulken. But the old style German lettering that appears to be "Iz" actually is a form that represents "ss", thus I interpret the publisher as "Schussens". I found the statement "Auff Gottfried Schussens Kosten" to be interesting; it literally means "At the cost of Gottfried Schussens." The work was first published in 1666 (*Gottorffische Kunst-Kammer..... Schlesswig.* Johan Holwein), but according to Wheeler the 1674 edition contains the most accurate references, albeit some are in error. The British Library Catalog erroneously shows "Kunst-Cammer."

#Osb. Iter. Osbeck, Per 1757. *Dagbok öfwer en Ostindisk resa åren 1750- 1751, 1752...* Lor. Ludv. Grefing, Stockholm.

Ovled. amer. Oviedo y Valdes, Gonçalo Fernandez de 1547. *Coronica delas Indias. La hystoria general de Las Indias agora nueuaamente impressa corregida emendada. Primera Parte..* Usually filed under Fernandez de Oviedo y Valdes. This edition describes in Libro 13, chapter 3 a lizard, and an illustration on the third page of text of that account it pictures a lizard with a long, serrated dorsal crest, but the name "iguana" does not appear.

#Pis. bras. Piso, Willem (Guiliemi Pisonis). See *Marcg. bras.* But Piso's part actually is 1658...See *Bont. jav.* for details of the 1658 work.

#Raj. quad. Raio, Joanne (John Ray) 1693. *Synopsis methodica animalium quadrupedum et serpentini generis.* S. Smith and B. Walford, Londini. London.

#Rhed. Exp. Redi, Francisci 1675. *Experimenta circa res diversas naturales, speciatim i illas , quae ex Indiis adferentur....*Amstelodami, A. Frisii.

Roes. ran. Roesel von Rosenhof, Avgvstvs Iohannes (August Johann) 1758. *Historia natvralis ranarvm nostrativm....* Norimbergae, I.I. Fleischmanni.

Rolander Daniel Rolander, a pupil of Linnaeus's who collected in Surinam.

Scheuch. sacr. Scheuchzer, Joh. Jacob (Johannes Jacob Scheuchzer) 1731-35. *Kupfer=Bibel/ In welcher Die PHYSICA SACRA, Oder Geheiligte NaturWissenschaftt...Augspurg* (sic) und Ulm, C. U. Wagner. This comprises 4 volumes, bound in 6 (parts 3 and 4 each divided into two parts). The reference to *Boa scytale* appears in vol. 4 but Scheuchzer called it *Serpens Surinanensis* further on in the text. Vol. 4 is 1735. But note that apparently the same work is listed in the National Union Catalog as "*Physica sacra, iconibvs aeneis illus. procurante & sumtus suppediante Johanne Andrea Pfeffel. Avgvstae Vindellicorvm, 1731-1735.*" This latter probably is the Latin version, presumably issued simultaneously.

Seb. mus. Seba, Albertus 1734-1735. *Locupletissimi rerum naturalium thesauri accurata et descriptio, iconibus artificiosissimus expressio, per universam physices historiam. Tomus I, II* Amstelaedami. Janssonio-Waesbergios, & J. Wetstenium, & Gul. Smith. .

#Sloan jam. Sloane, Sir Hans 1725. *Natural history of Jamaica. A voyage to the islands Madera, Barbada, Nieves, St. Christophers and Jamaica, with the natural history of the herbs and trees, four-footed beasts, fishes, birds, insects, reptiles....* Vol. 2. London, British Museum.

#Syst. nat. As in *Lacerta agilis* 36 n. 6 and *Lacerta Chalcides* 36 n. 7 are 6th and 7th eds., respectively, with 36 referring to page number. But in the Pisces section of the Xth Linnaeus would say, e.g., *Syst. nat.* 6. p. 47. The 6th ed. was published in 1748 by Goddef. Kiesewetter, Stockholm. The 7th, also 1748, is a repeat of the 6th but with German, instead of Swedish, names. Linnaeus' s cite for *Lacerta agilis* in the 10th ed. is not the wording that appears in the 6th. In 6th it reads, "Lacerta cauda verticillata tereti, pedibus pentadactylis unguicularis Fn1352 Lacertus."

#Tournef. Itln. Tournefort, Joseph Pitton de 1717. *Relation d'un voyage du Levant, fait par ordre du roy contenant l'histoire ancienne et moderne de plusieurs îles de Archipel de Constantinople....* Paris. I have seen a 1727 printing by A. Lyon, Bruyset, 3 v. It speaks on p. 372-373 of lizards, and in the figure facing 373 is "Lezard appelle Kosloedilos", which appears to be the reference to Tournefort that Linnaeus gives on p. 202 of the *Systema* for *Lacerta stellio* --- "Lacerta coslordilos dicta". Heller (1958) indicated that some of Linnaeus' plant references fit the Paris edition, some the Lyon edition, and others do not seem to fit any edition.

Valent. mus. Valentini, D. Michael Bernhard 1704. *Museum museorum, oder vollständige schau-bühne....* Franckfurt am Mäyn, J. D. Sunners. National Union Catalog says J.D. Zunner.

#Vallisn. nat. Vallisneri, Antonio (Vallisneri, Antonio) 1733. *Opere fisico-mediche stampate e manoscritte del kavalier Antonio Vallisneri.... Tomo primo.* Venezia, Sebastiano Coleti

#Vincent. plp. Vincent; Levinus 1725. *Descriptio pipae, seu bufonis aquatici surinamonsis... Harlemi Batavorum.*

Worm. mus. Worm, Olao (Ole) 1655. *Museum wormianum seu historia rerum rariorum, tam naturalium, quam artificialium, tam domesticarum, quam exoticarum, quae..... Lugduni Batavorum.*

879 PA


XL


09/05/96

198115

303







SMITHSONIAN INSTITUTION LIBRARIES



3 9088 01298 2211