

SOOTY TERN (Sterna fuscata): At-Sea Distribution and Abundance






The following maps represent all At-Sea observations made by personnel of the Pacific Ocean Biological Survey Program from February, 1963, through August, 1965.




Each square represents one days observation from the first through the fifteenth of the month, while each circle represents one days observation from the sixteenth through the thirty-first of each month.

Numbers refer to number of birds per observation hour (* = less than 0.5 birds per hour). On the average each hours observation represents ten linear ship miles of observation.

Colors represent a subjective evaluation of distribution in terms of abundance.

Color code:

	=	0	birds per hour
	=	*-10	" " "
	=	11-50	" " "
	=	51-100	" " "
	=	100 +	" " "

 = 0-20
 = 20-50
 = 50+

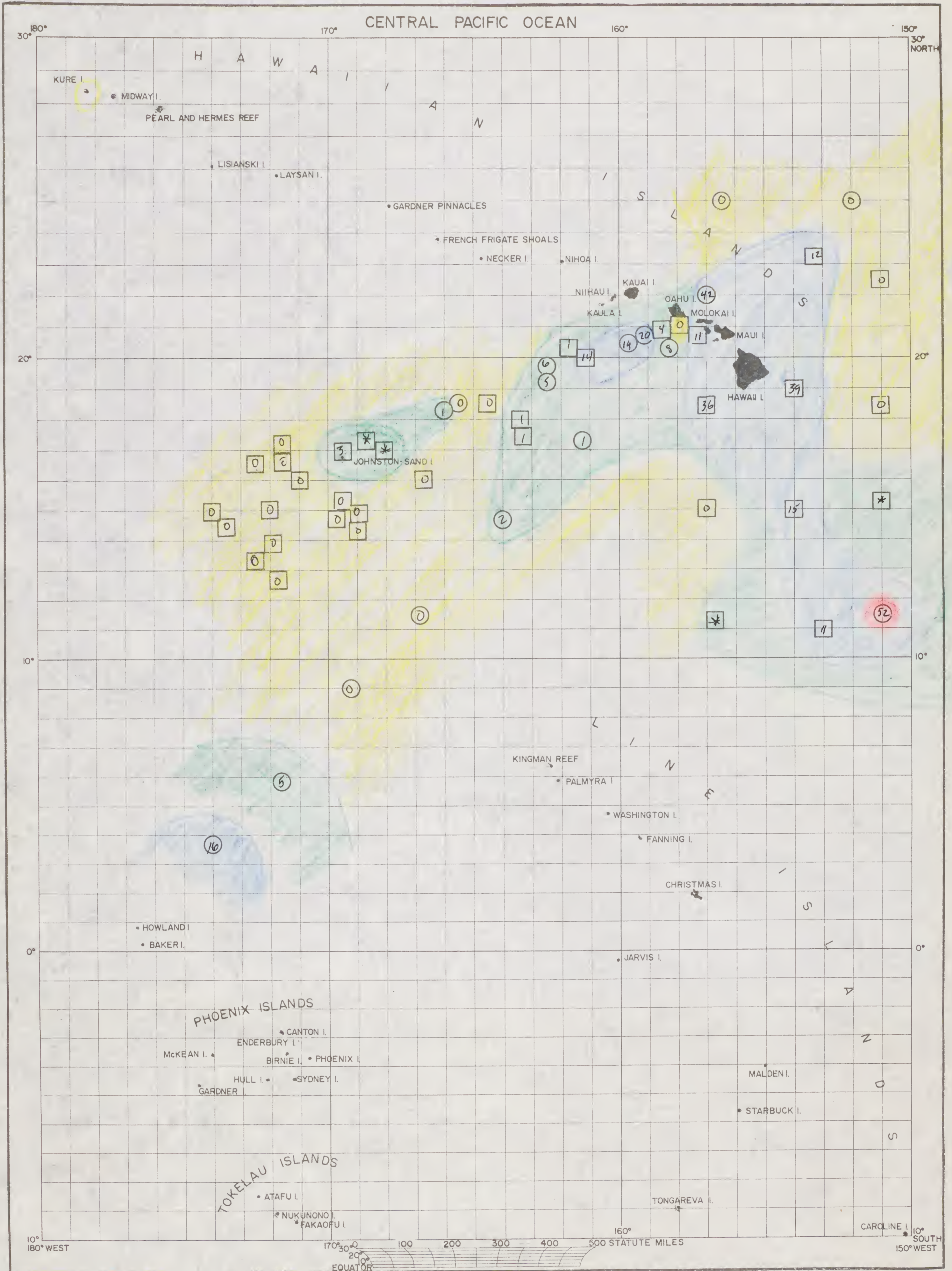
- ☐ = 1-15 January
- = 16-31 January
- = 0 birds
- ④ = 1-10 "
- (with horizontal lines) = 11-25 "
- (with vertical lines) = 26-50 "
- (with diagonal lines) = 51-100 "
- (with diagonal lines) = 101-500 "
- (solid) = 500+ "

SOOTY TERN (*Sterna fuscata*)

At-Sea Distribution and Abundance

JANUARY

SI-MNH-38 (REV. 9-65)



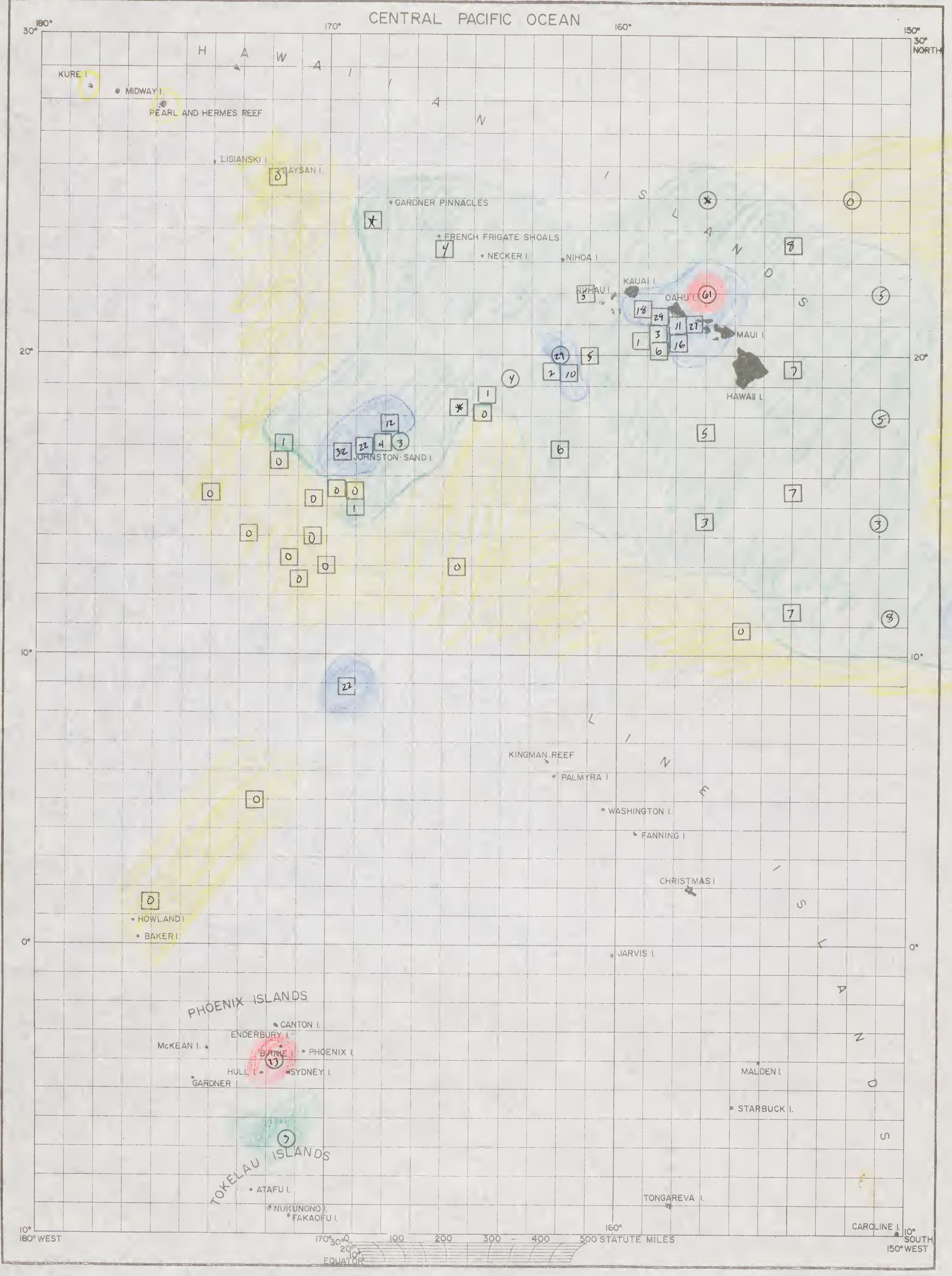
- ☐ = 1-15 February
- = 16-31 February
- ④ = 0 birds
- = 1-10 "
- = 11-25 "
- = 26-50 "
- = 51-100 "
- = 101-500 "
- = 500+ "

SOOTY TERN (*Sterna fuscata*)

At-Sea Distribution and Abundance

FEBRUARY

SI-MNH-38 (REV. 9-65)



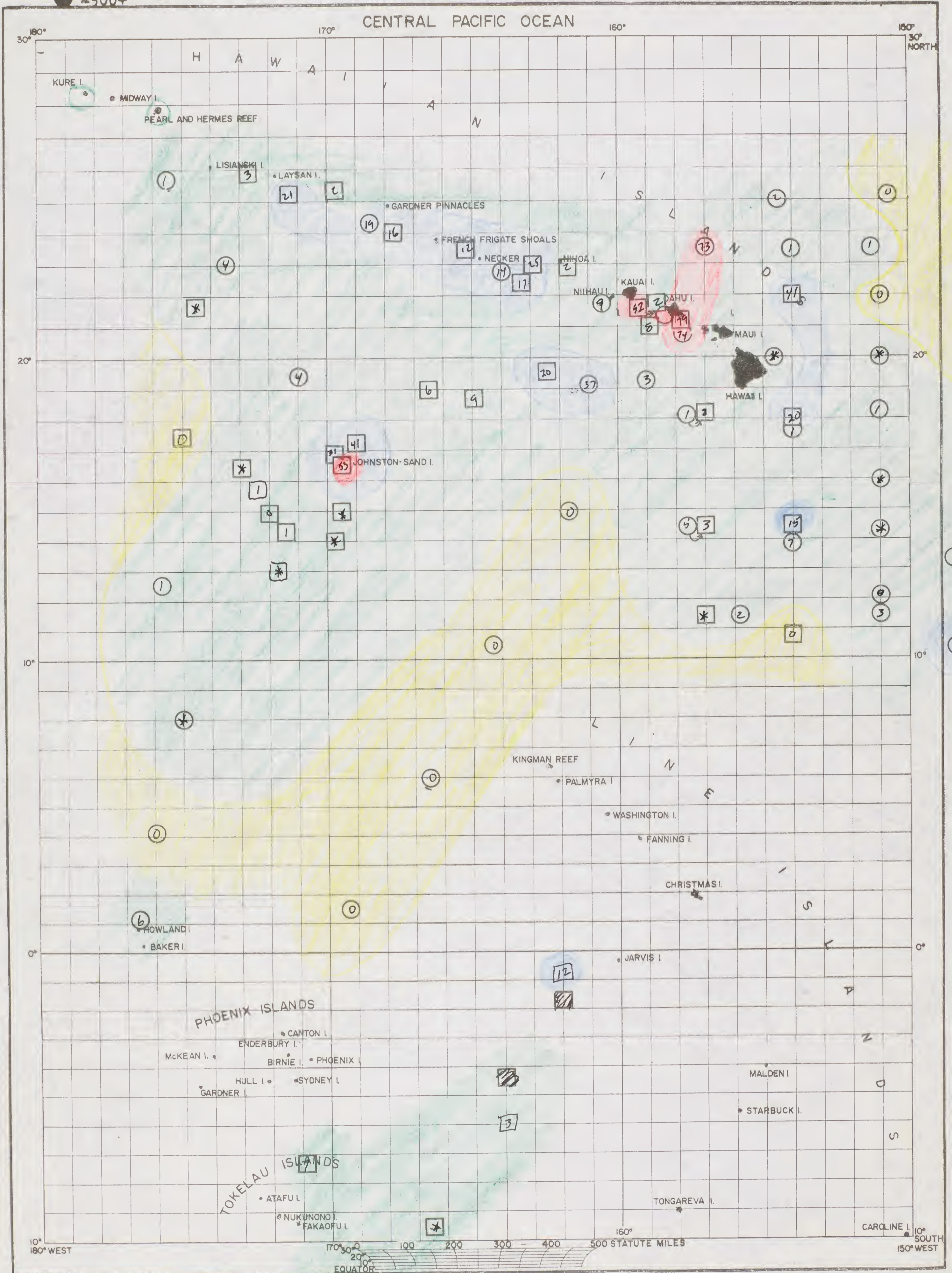
- ☐ = 1-15 March
- = 16-31 March
- ④ = 0 birds
- = 1-10 "
- = 11-25 "
- = 26-50 "
- = 51-100 "
- = 101-500 "
- = 500+ "

SOOTY TERN (*Sterna fuscata*)

At-Sea Distribution and Abundance

MARCH

SI-MNH-38 (REV. 9-85)



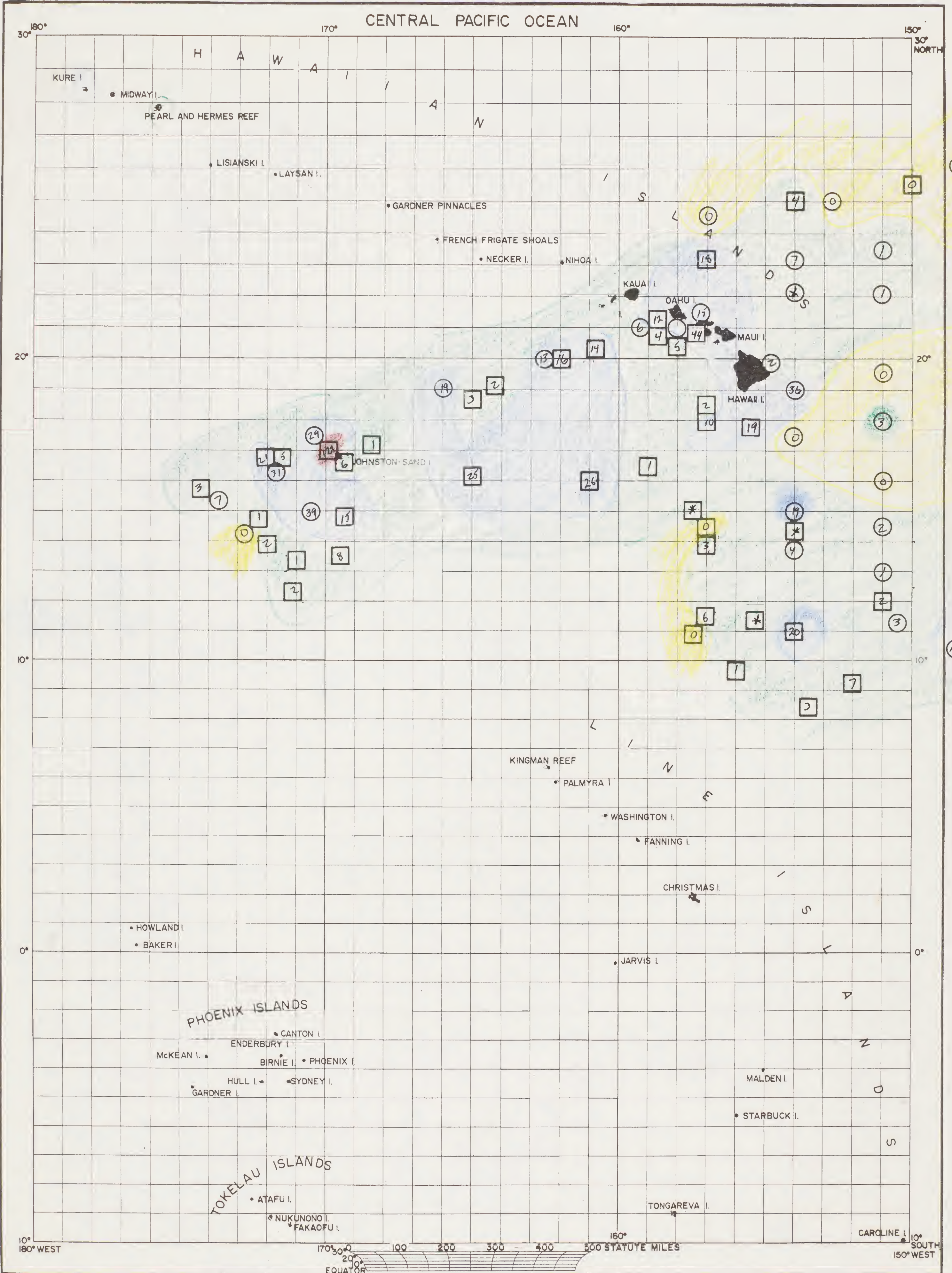
- ☐ = 1-15 April
- ◯ = 16-31 April
- ◯ = 0 birds
- ④ = 1-10 "
- ◯ (with 1-10) = 11-25 "
- ◯ (with 11-25) = 26-50 "
- ◯ (with 26-50) = 50-100 "
- ◯ (with 50-100) = 101-500 "
- ◯ (with 101-500) = 500+ "

SOOTY TERN (*Sterna fuscata*)

At-Sea Distribution and Abundance

APRIL

SI-MNH-38 (REV. 9-65)



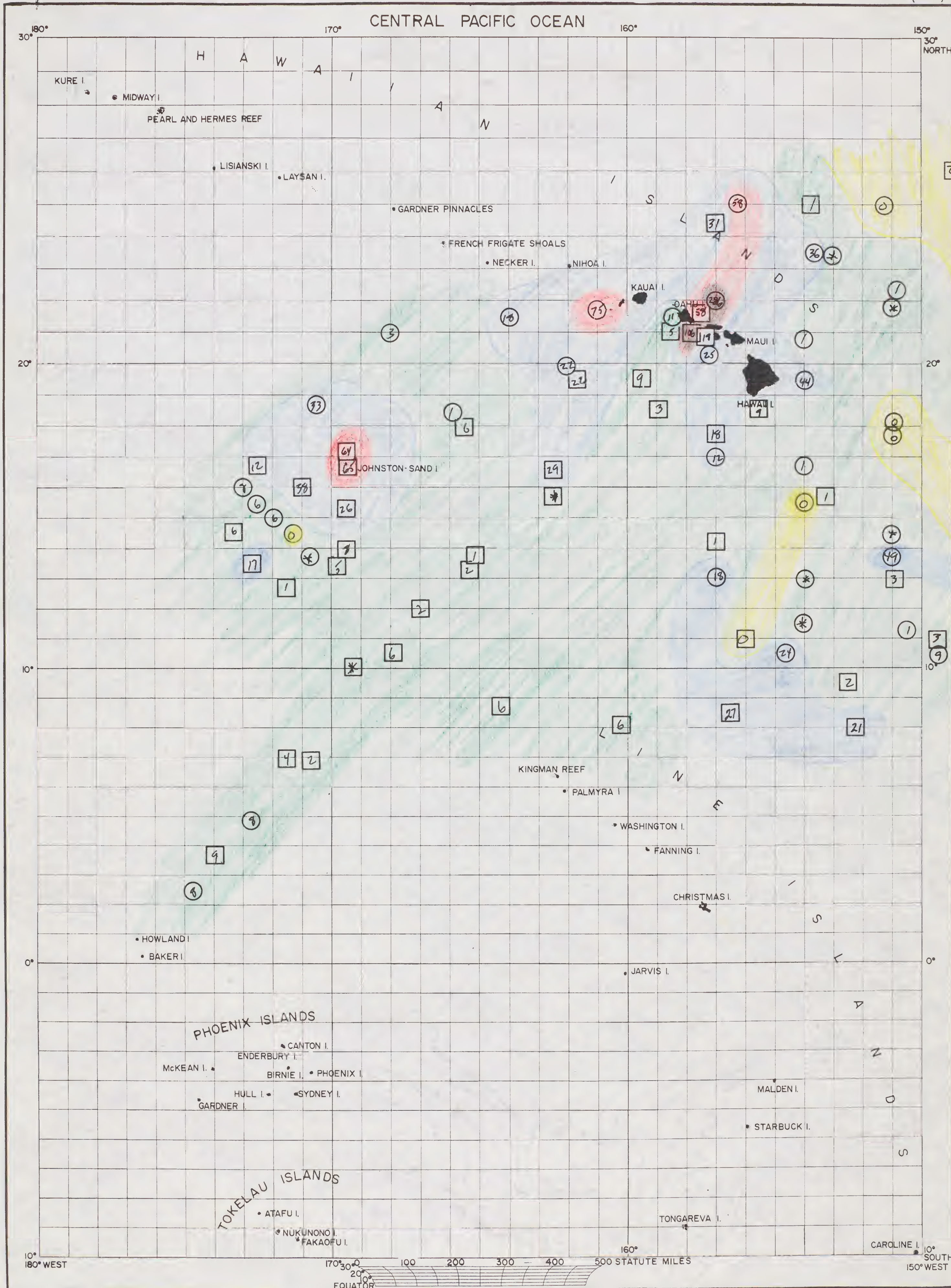
- ☐ 1-15 May
- = 16-31 May
- = 0 birds
- ④ = 1-10 "
- (with 1-25) = 11-25 "
- (with 26-50) = 26-50 "
- (with 51-100) = 51-100 "
- (with 101-500) = 101-500 "
- (with 500+) = 500+ "

SOOTY TERN (*Sterna fuscata*)

At-Sea Distribution and Abundance

MAY

SI-MNH-38 (8-65)



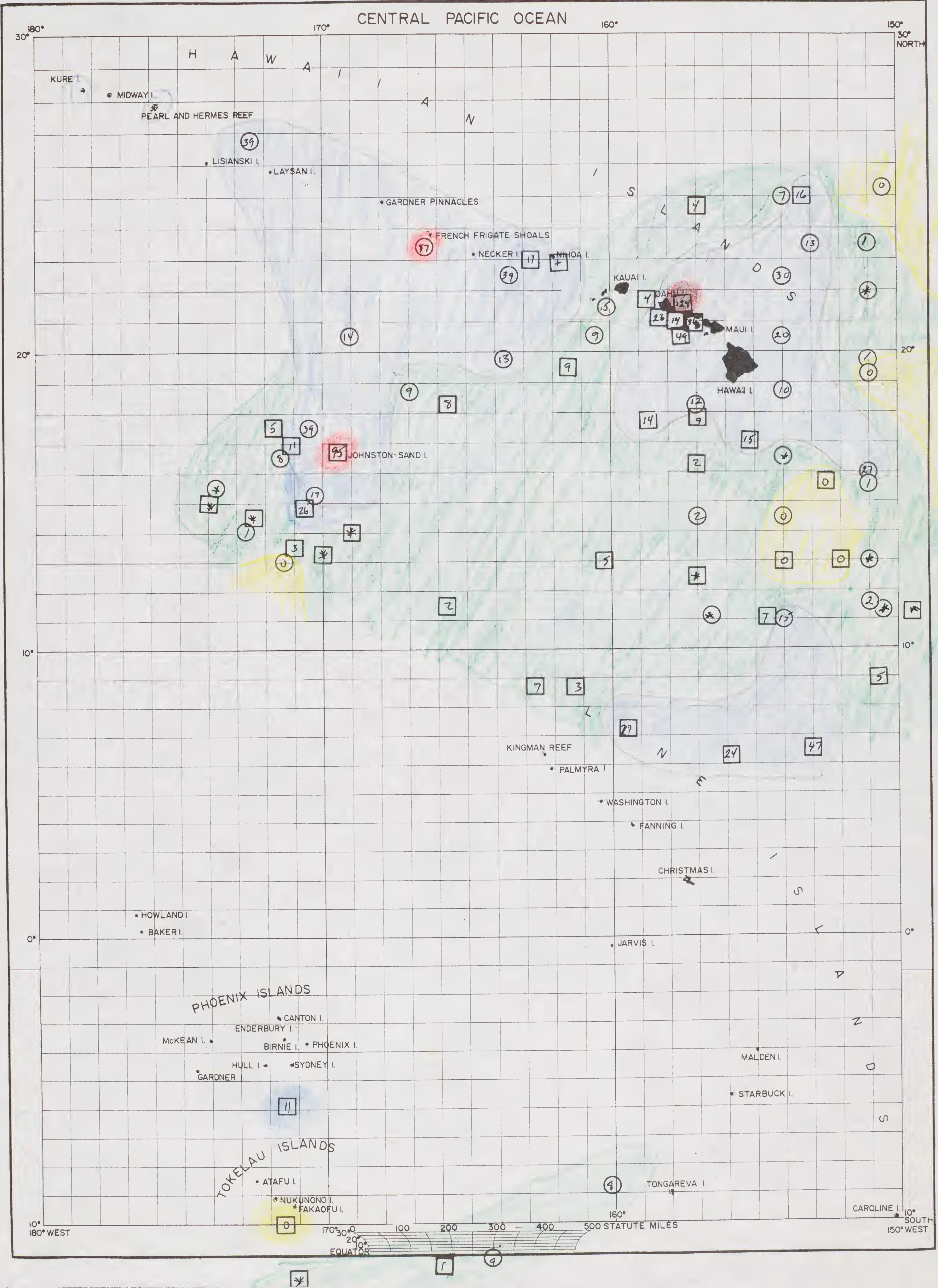
- ☐ 1-15 June
- = 16-31 June
- = 0 birds
- ④ = 1-10 "
- (with horizontal lines) = 11-25 "
- (with vertical lines) = 26-50 "
- (with diagonal lines) = 51-100 "
- (with diagonal lines) = 101-500 "
- (solid black) = 500+ "

SOOTY TERN (*Sterna fuscata*)

At-Sea Distribution and Abundance

JUNE

SI-MNH-38 (8-65)



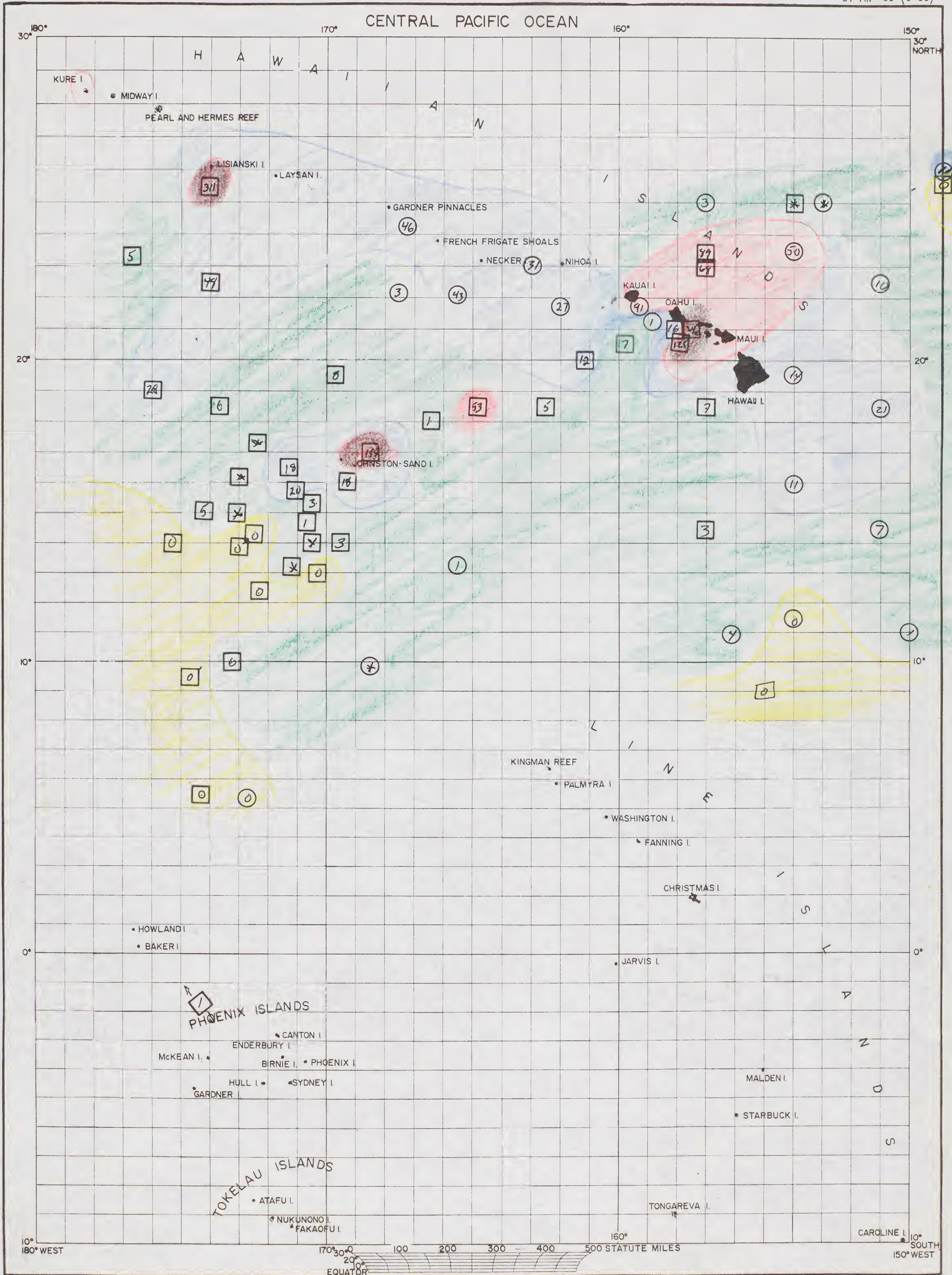
SOOTY TERN (*Sterna fuscata*)

At-Sea Distribution and Abundance

- ☐ 1-15 July
- = 16-31 July
- = 0 birds
- Ⓐ = 1-10 birds
- = 11-25 "
- = 26-50 "
- = 51-100 "
- = 101-500 "
- = 500+ "

JULY

SI-MNH-38 (8-65)



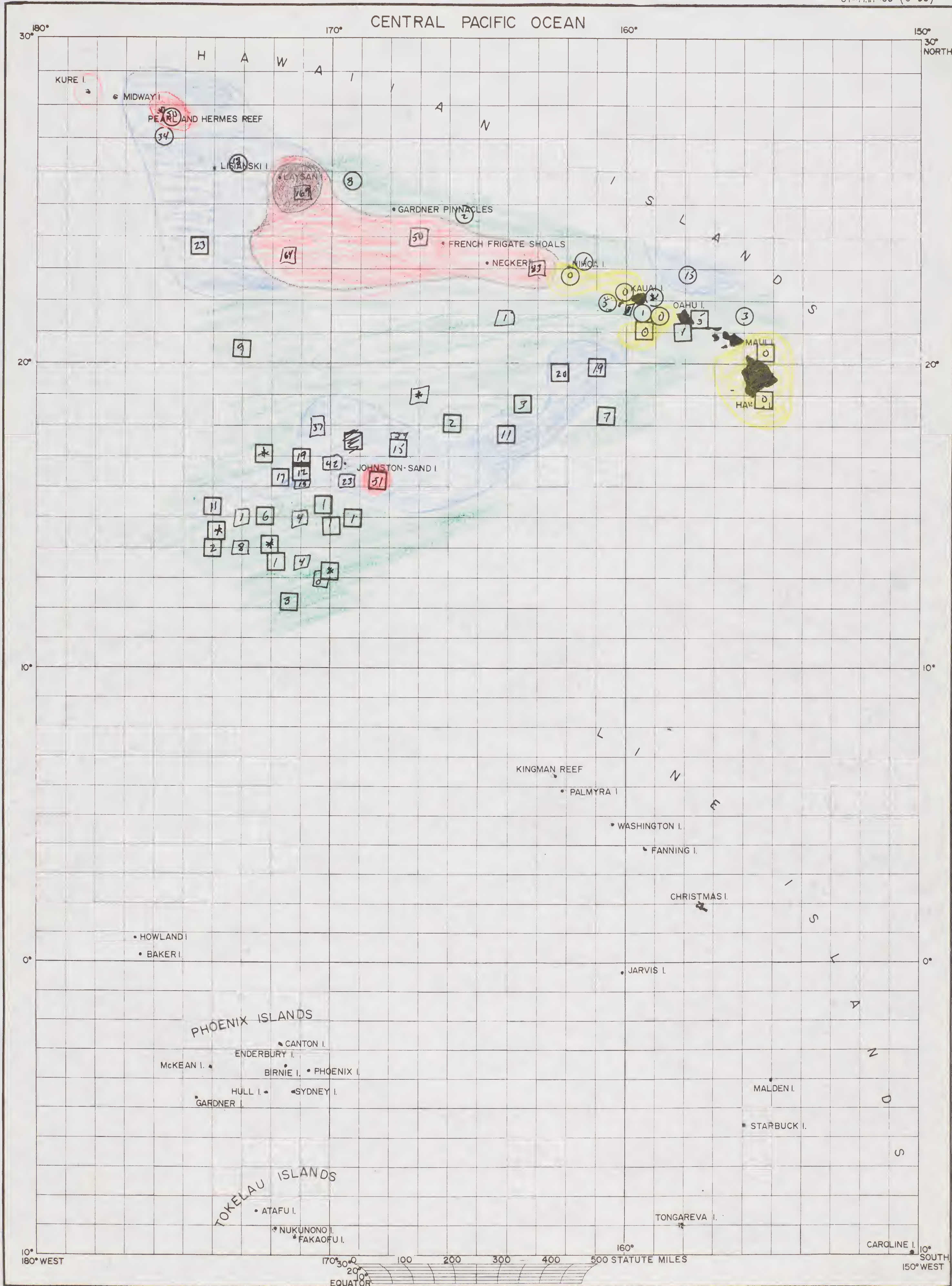
SOOTY TERN (*Sterna fuscata*)

At-Sea Distribution and Abundance

- ☐ 1-15 August
- = 16-31 August
- = 0 birds
- ④ = 1-10 "
- (with horizontal lines) = 11-25 "
- (with vertical lines) = 26-50 "
- (with diagonal lines) = 51-100 "
- = 101-500 "
- (with horizontal lines) = 500+ "

AUGUST

SI-MNH-38 (8-65)




- ☐ 1-15 September
- = 16-31 September
- = 0 birds
- ④ = 1-10 "
- (with horizontal lines) = 11-25 "
- (with vertical lines) = 26-50 "
- (with diagonal lines) = 51-100 "
- (solid black) = 101-500 "
- (solid grey) = 500+ "

SOOTY TERN (*Sterna fuscata*)

At-Sea Distribution and Abundance

SEPTEMBER

SI-MNH-38 (8-65)



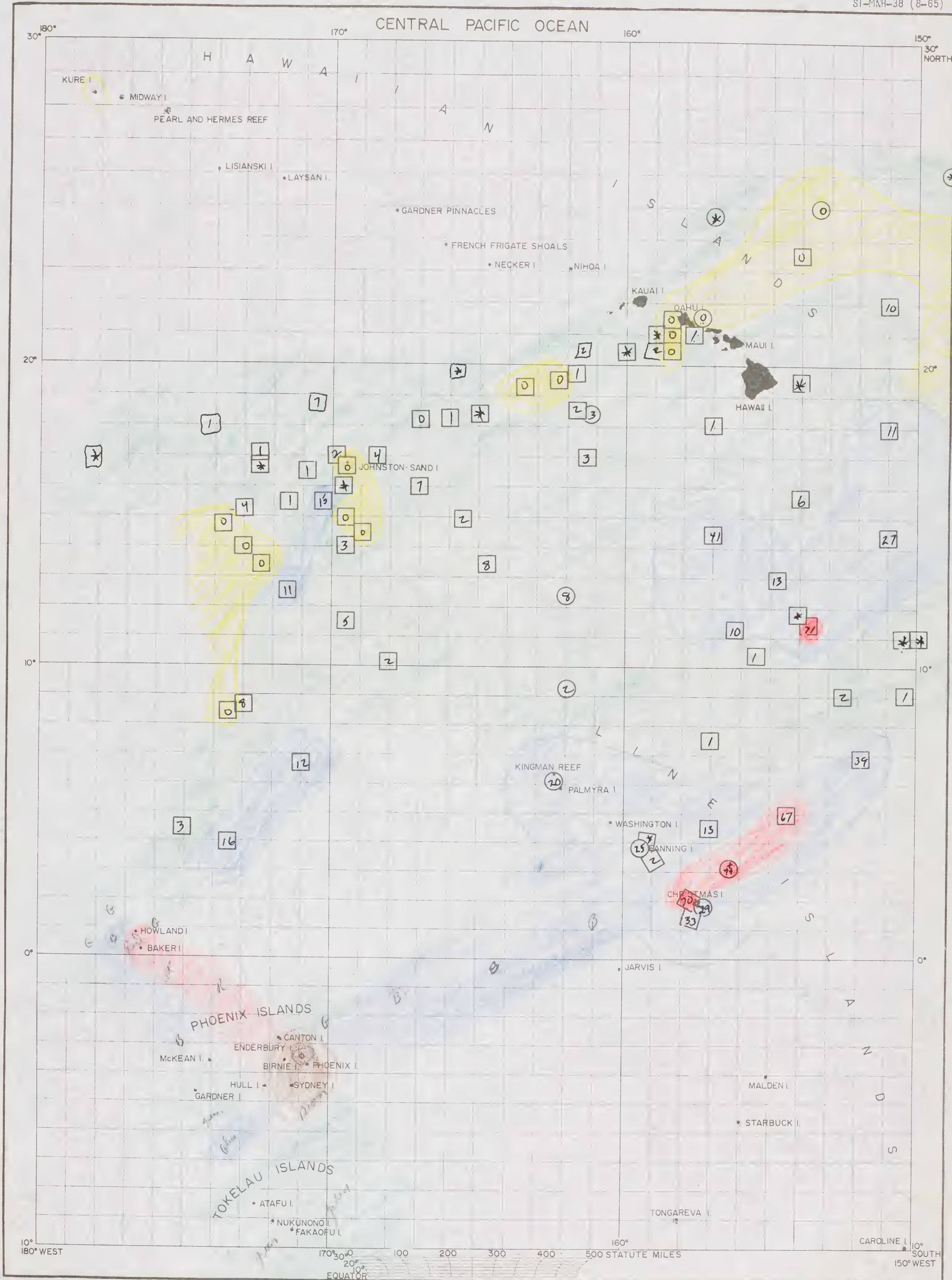
SOOTY TERN (*Sterna fuscata*)

At-Sea Distribution and Abundance

- ☐ 1-15 October
- = 16-31 October
- = 0 birds
- ④ = 1-10 "
- (with horizontal lines) = 11-25 "
- (with vertical lines) = 26-50 "
- (with diagonal lines) = 51-100 "
- (with diagonal lines) = 101-500 "
- (solid) = 500+ "

OCTOBER

SI-MNH-38 (8-65)



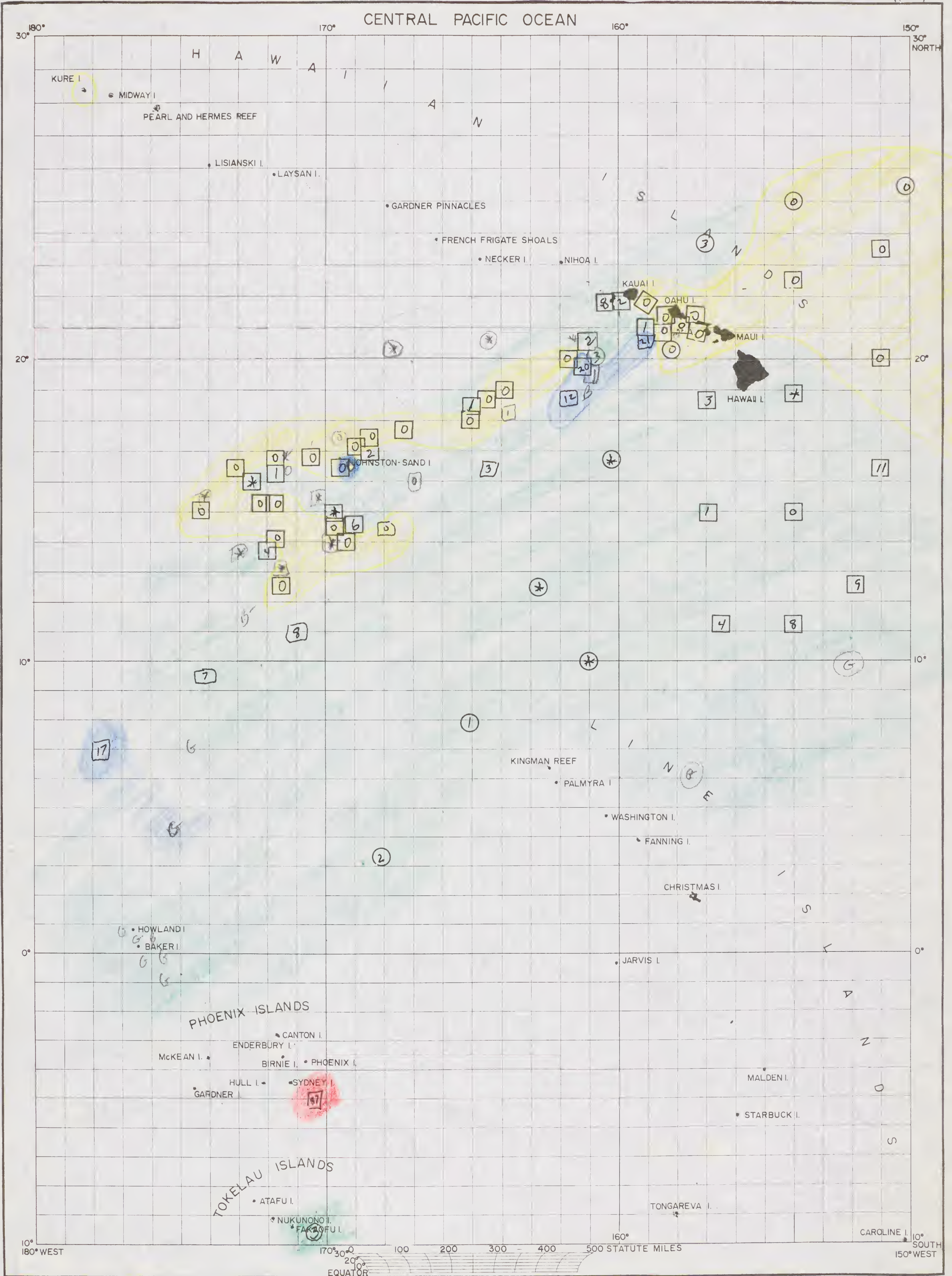
- 1-15 November
- = 16-31 November
- = 0 birds
- ④ = 1-10 "
- (with horizontal lines) = 11-25 "
- (with vertical lines) = 26-50 "
- (with diagonal lines) = 51-100 "
- (with diagonal lines) = 101-500 "
- (solid black) = 500+ "

SOOTY TERN (*Sterna fuscata*)

At-Sea Distribution and Abundance

NOVEMBER

SI-MNH-38(8-55)




SOOTY TERN (*Sterna fuscata*)

At-Sea Distribution and Abundance

- ☐ 1-15 December
- = 16-31 December
- = 0 birds
- ④ = 1-10 "
- (with horizontal lines) = 11-25 "
- (with vertical lines) = 26-50 "
- (with diagonal lines) = 51-100 "
- = 101-500 "
- (with horizontal lines) = 500+ "

DECEMBER

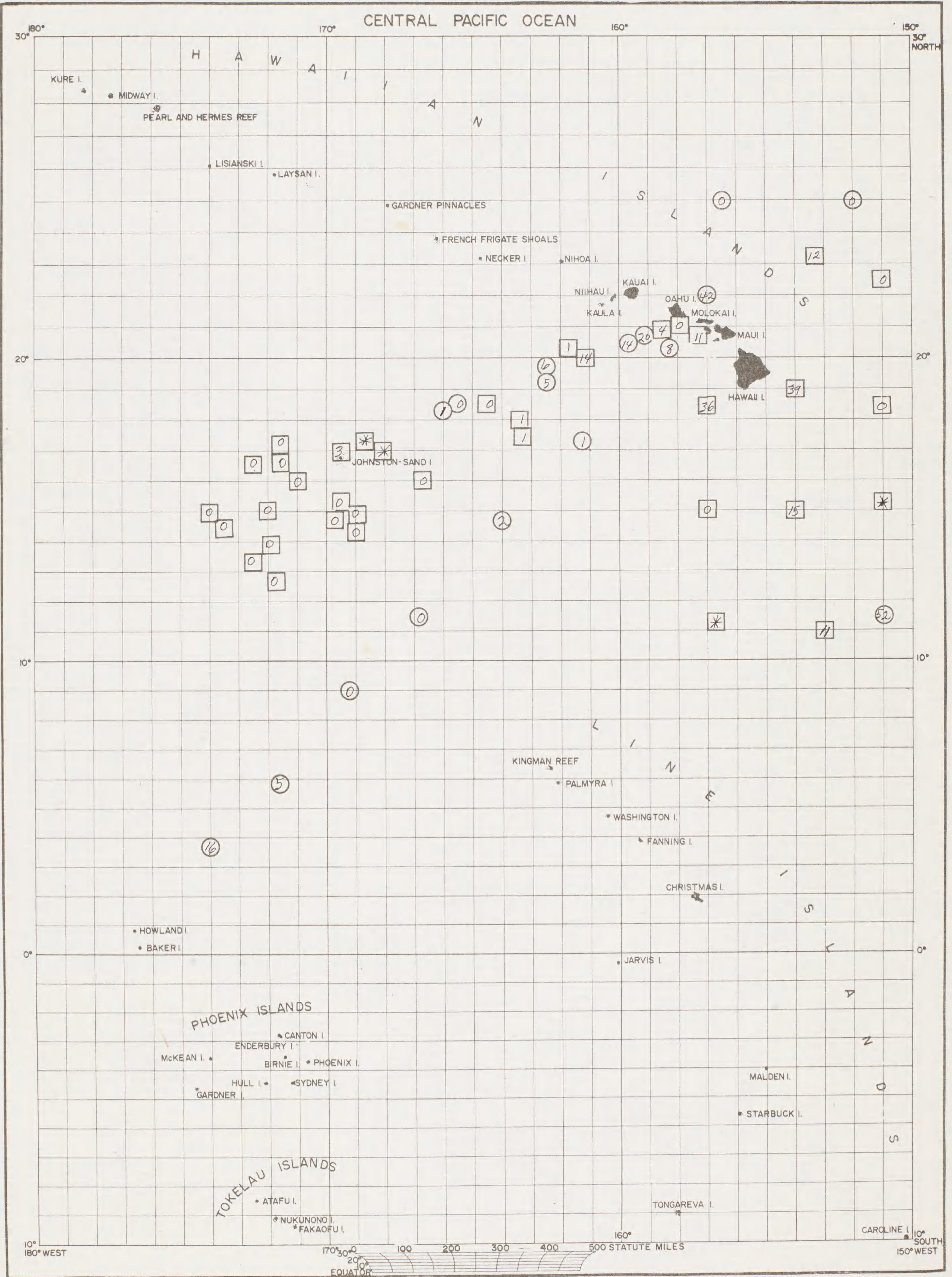
SI-MMM-38 (8-65)



- ☐ = 1-15 January
- = 16-31 January
- = 0 birds
- ④ = 1-10 "
- (with horizontal lines) = 11-25 "
- (with vertical lines) = 26-50 "
- (with diagonal lines) = 51-100 "
- (with diagonal lines) = 101-500 "
- (solid black) = 500+ "

JANUARY

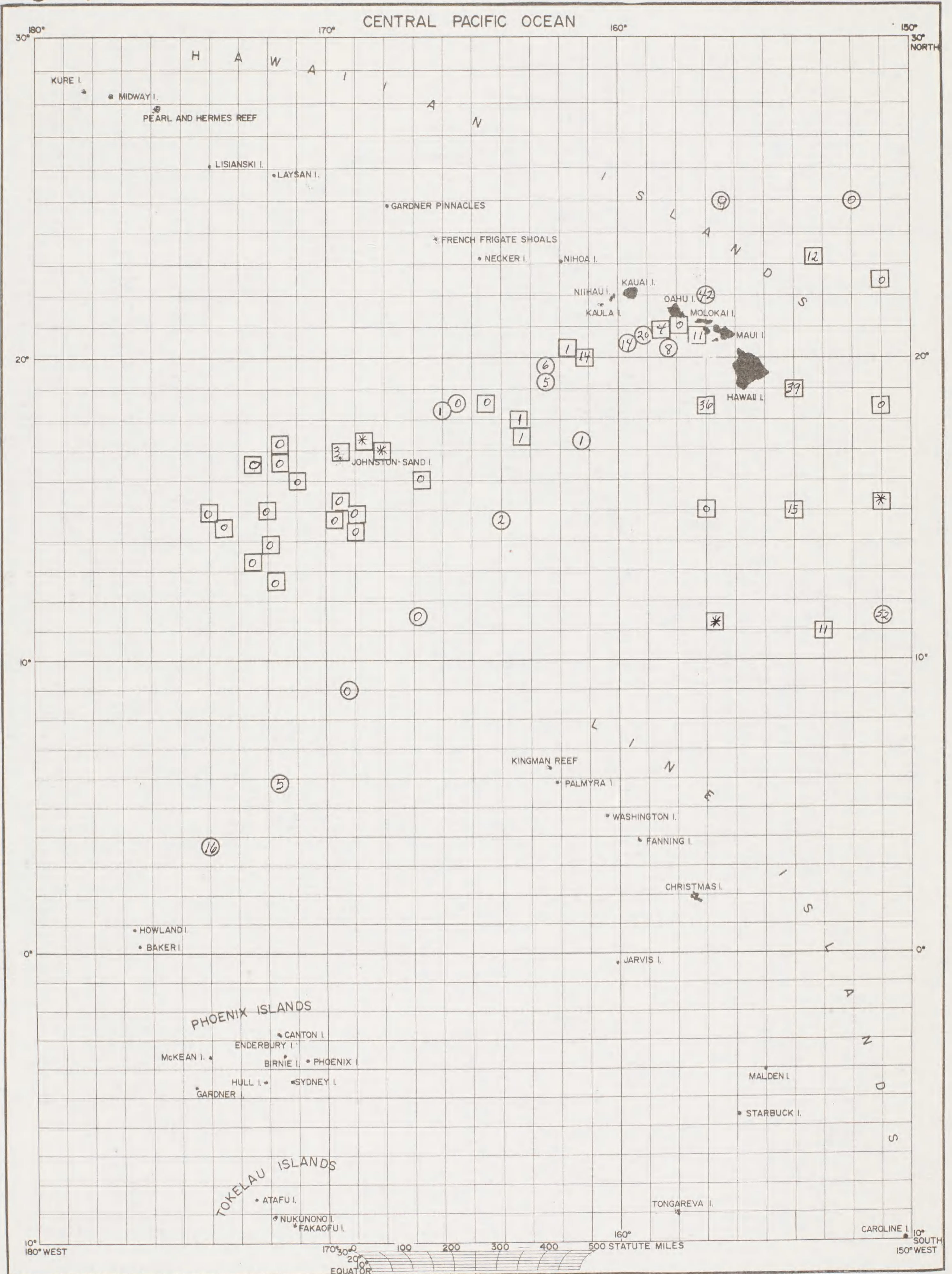
SI-MNH-38 (REV. 9-65)



- ☐ = 1-15 January
- = 16-31 January
- = 0 birds
- ④ = 1-10 "
- (with horizontal lines) = 11-25 "
- (with vertical lines) = 26-50 "
- (with diagonal lines) = 51-100 "
- (with diagonal lines) = 101-500 "
- (solid) = 500+ "

JANUARY

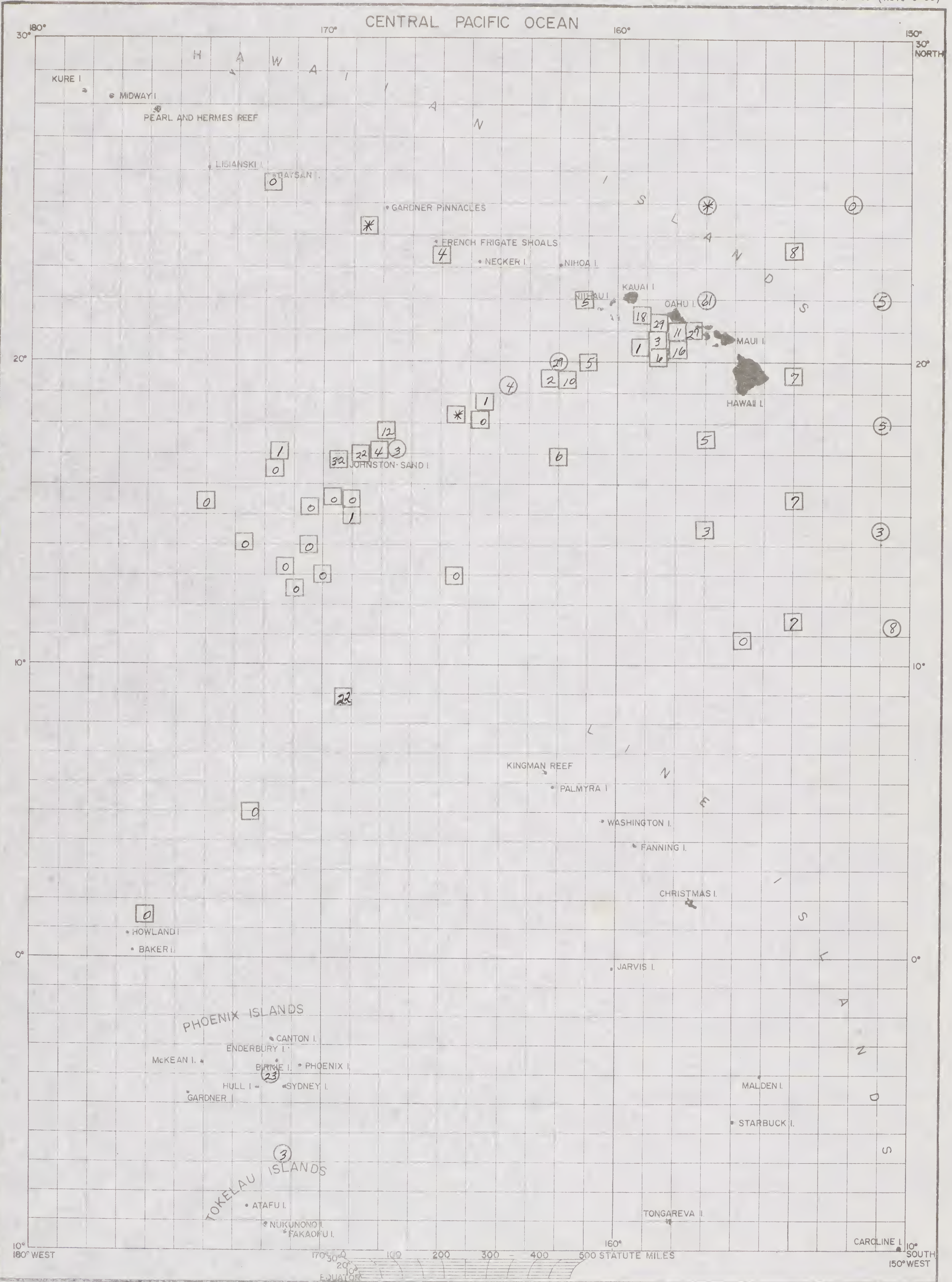
SI-MNH-38 (REV. 9-65)



- ☐ = 1-15 February
- = 16-31 February
- ④ = 0 birds
- (small) = 1-10 "
- (medium) = 11-25 "
- (large) = 26-50 "
- (very large) = 51-100 "
- (large) = 101-500 "
- (very large) = 500+ "

FEBRUARY


SI-MNH-38 (REV. 9-65)



- ☐ = 1-15 February
- = 16-31 February
- ④ = 0 birds
- = 1-10 "
- = 11-25 "
- = 26-50 "
- = 51-100 "
- = 101-500 "
- = 500+ "

FEBRUARY

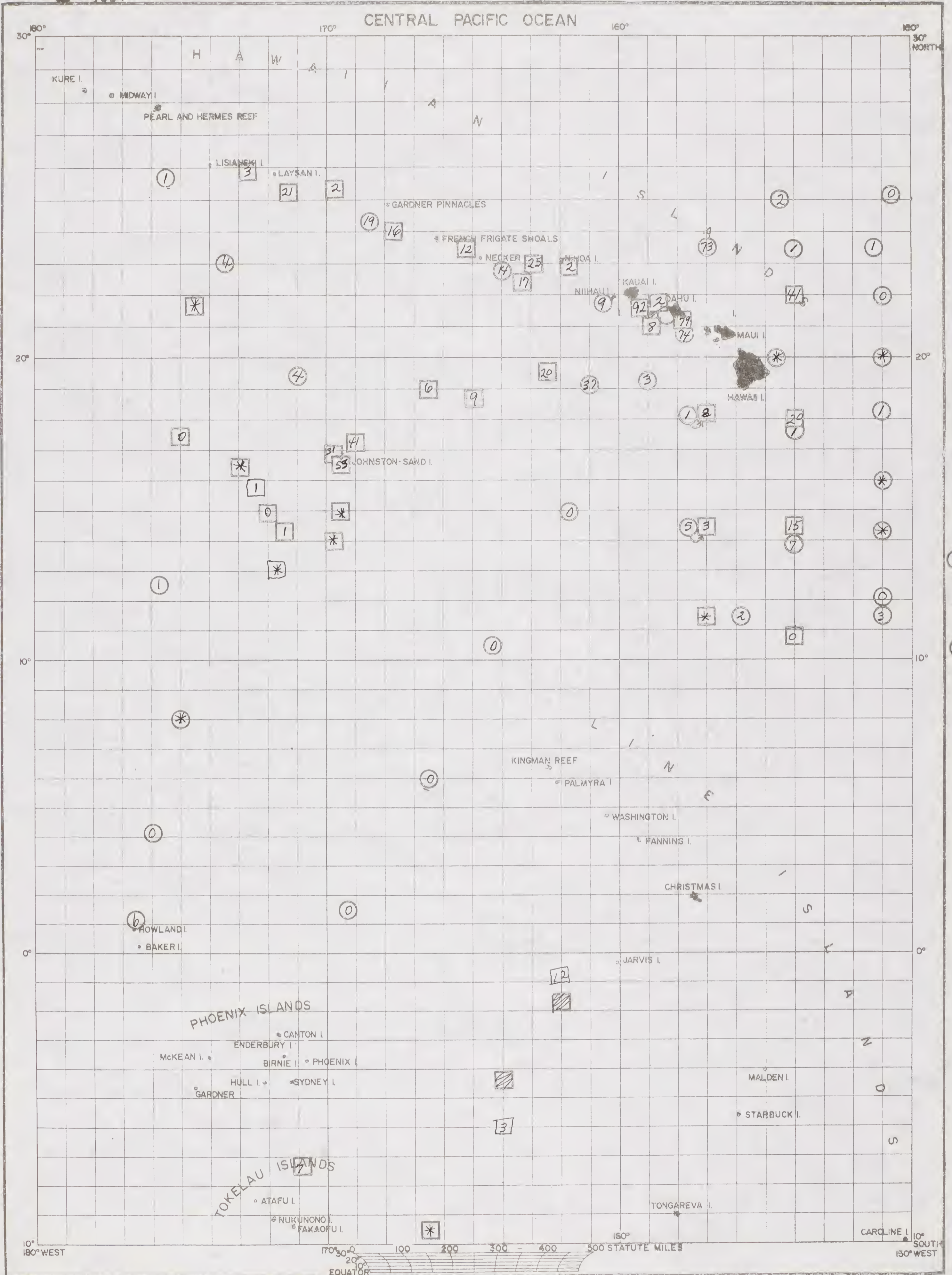
SI-MNH-38 (REV. 9-65)



- ☐ = 1-15 March
- = 16-31 March
- ④ = 0 birds
- = 1-10 "
- = 11-25 "
- = 26-50 "
- = 51-100 "
- = 101-500 "
- = 500+ "

MARCH

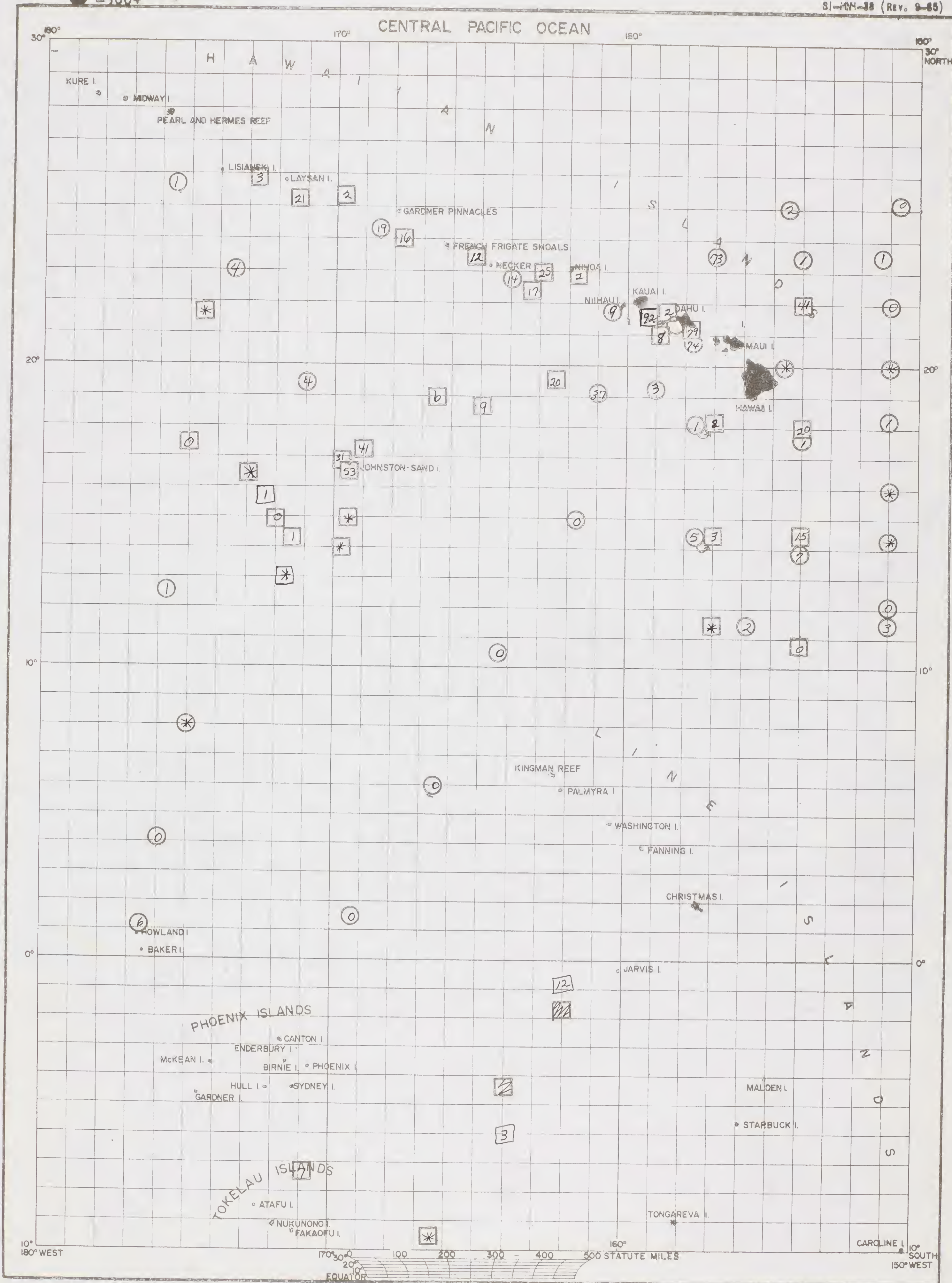
SI-MNH-38 (REV. 9-85)



- ☐ = 1-15 March
- = 16-31 March
- ④ = 0 birds
- = 1-10 "
- = 11-25 "
- = 26-50 "
- = 51-100 "
- = 101-500 "
- = 500+ "

MARCH

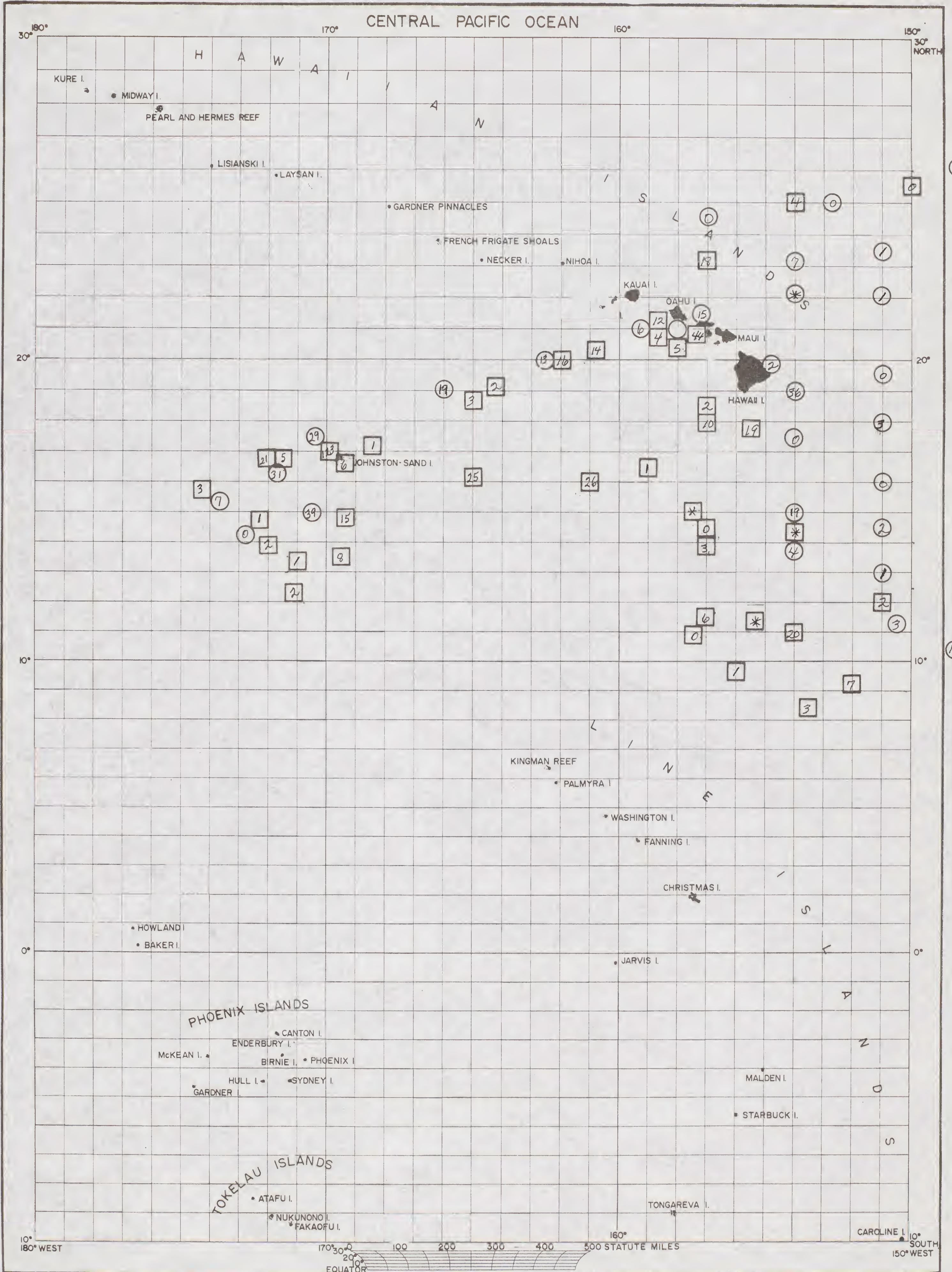
SI-MNH-38 (REV. 9-85)



- ☐ = 1-15 April
- ◯ = 16-31 April
- ◯ = 0 birds
- ④ = 1-10 "
- ◯ (with horizontal lines) = 11-25 "
- ◯ (with vertical lines) = 26-50 "
- ◯ (with diagonal lines) = 50-100 "
- (with diagonal lines) = 101-500 "
- (solid) = 500+ "

APRIL

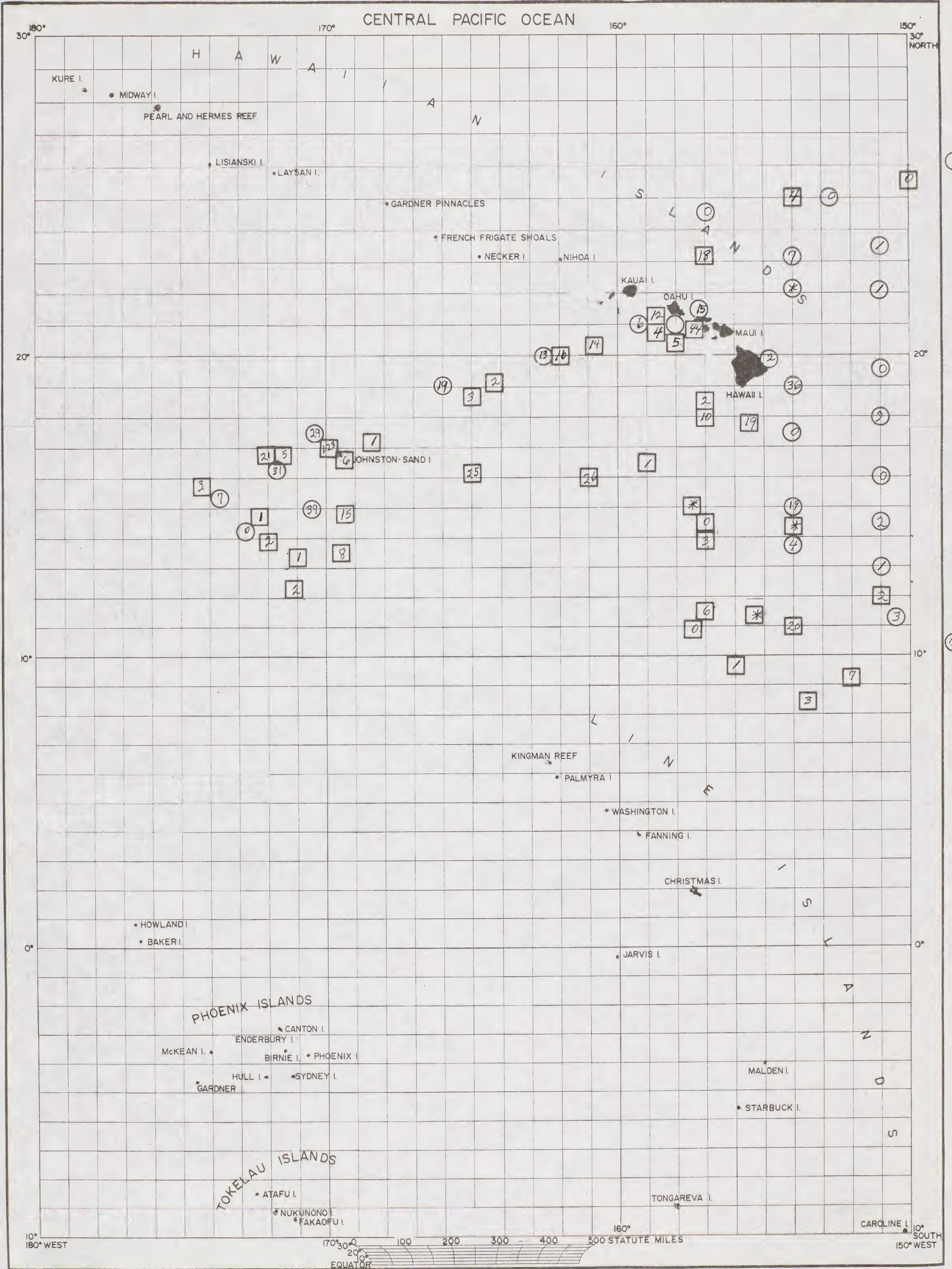
SI-MNH-38 (REV. 9-65)



- ☐ = 1-15 April
- = 16-31 April
- = 0 birds
- ④ = 1-10 "
- (with 11-25) = 11-25 "
- (with 26-50) = 26-50 "
- (with 50-100) = 50-100 "
- (with 101-500) = 101-500 "
- (with 500+) = 500+ "

APRIL

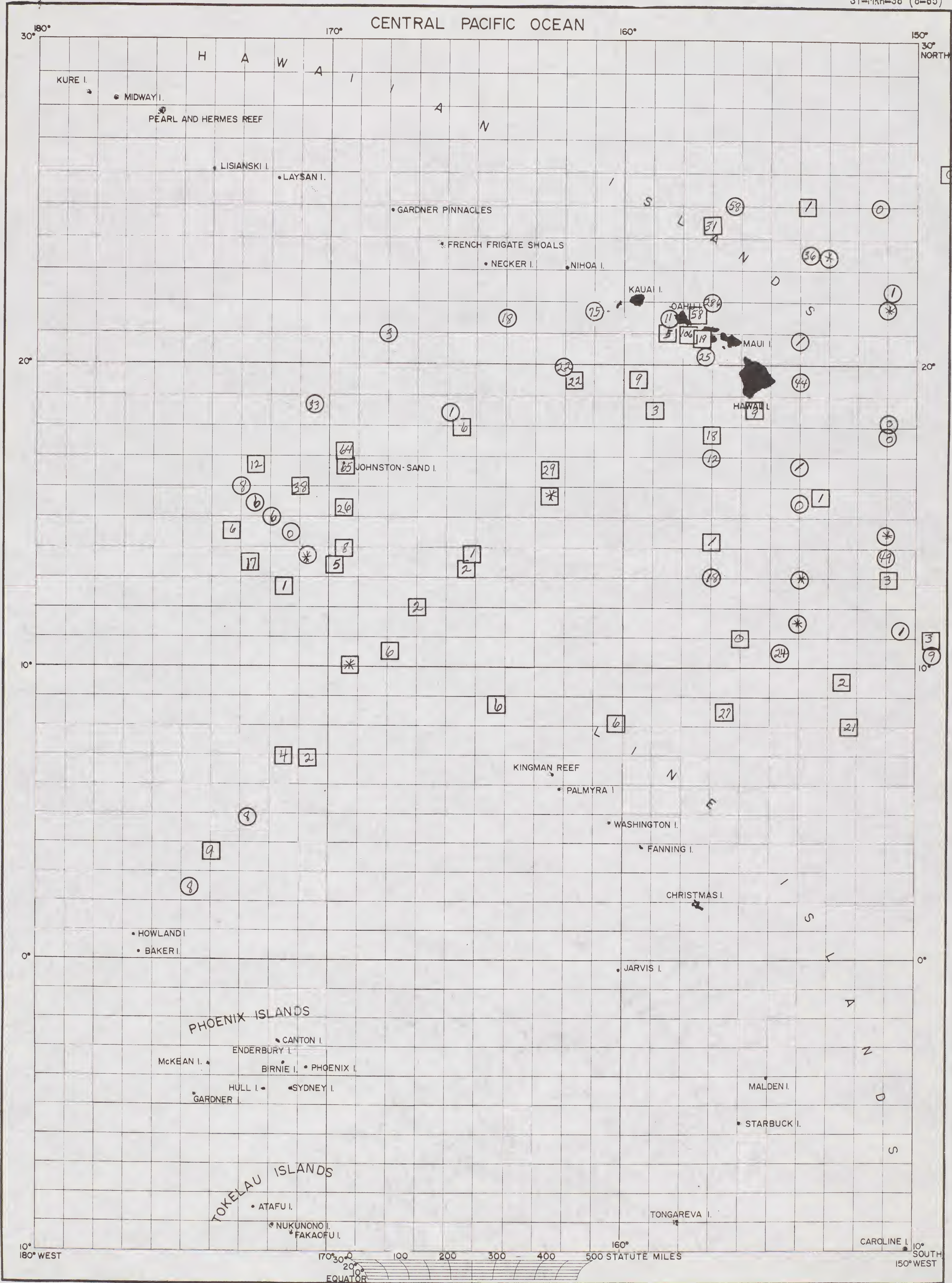
SI-MNH-38 (REV. 9-65)



- ☐ 1-15 May
- = 16-31 May
- = 0 birds
- ④ = 1-10 "
- (with horizontal lines) = 11-25 "
- (with vertical lines) = 26-50 "
- (with diagonal lines) = 51-100 "
- = 101-500 "
- (large) = 500+ "

MAY

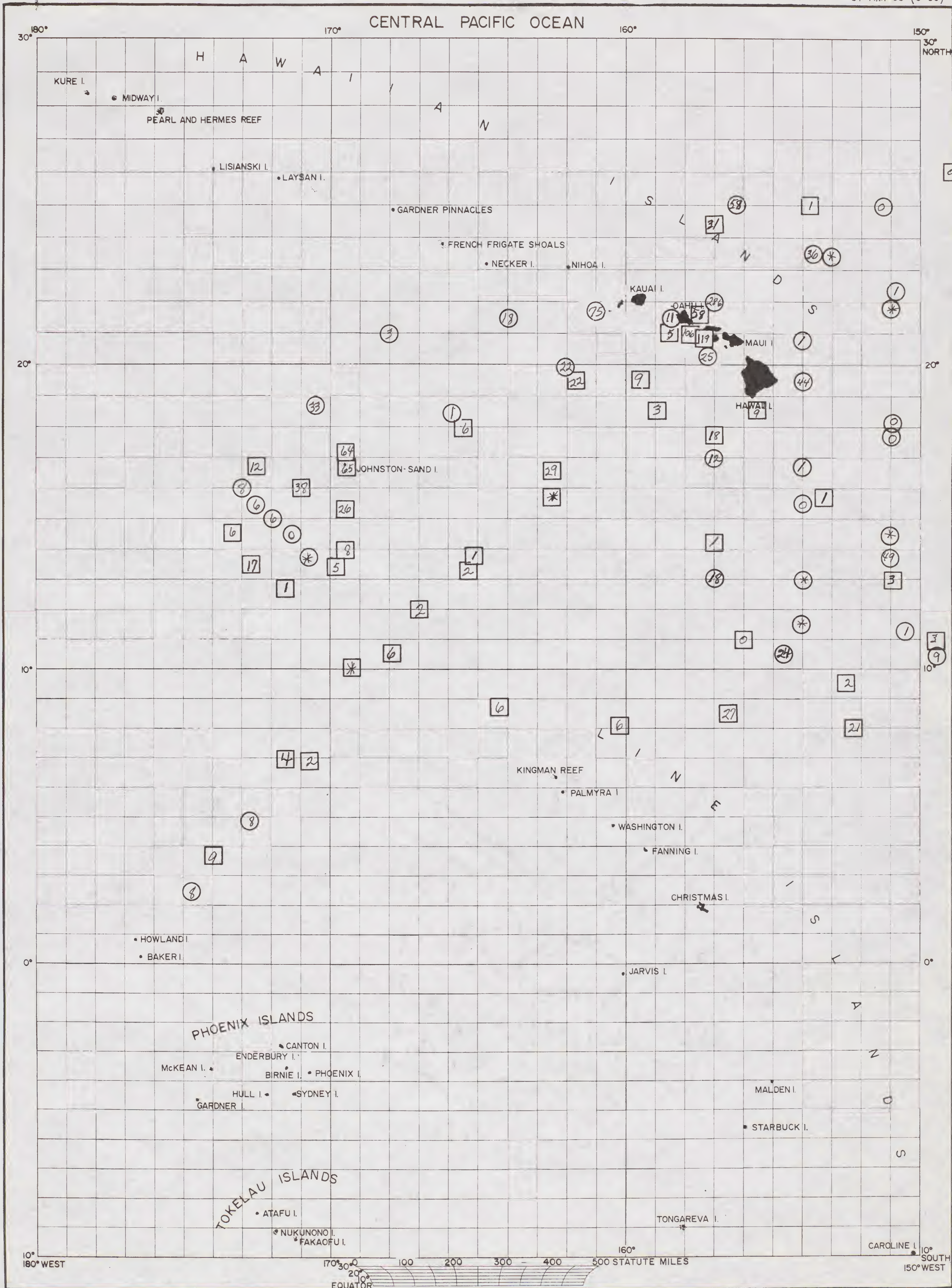
SI-MNH-38 (8-65)



- ☐ 1-15 May
- = 16-31 May
- = 0 birds
- ④ = 1-10 "
- (with horizontal lines) = 11-25 "
- (with vertical lines) = 26-50 "
- (with diagonal lines) = 51-100 "
- = 101-500 "
- (large) = 500+ "

MAY

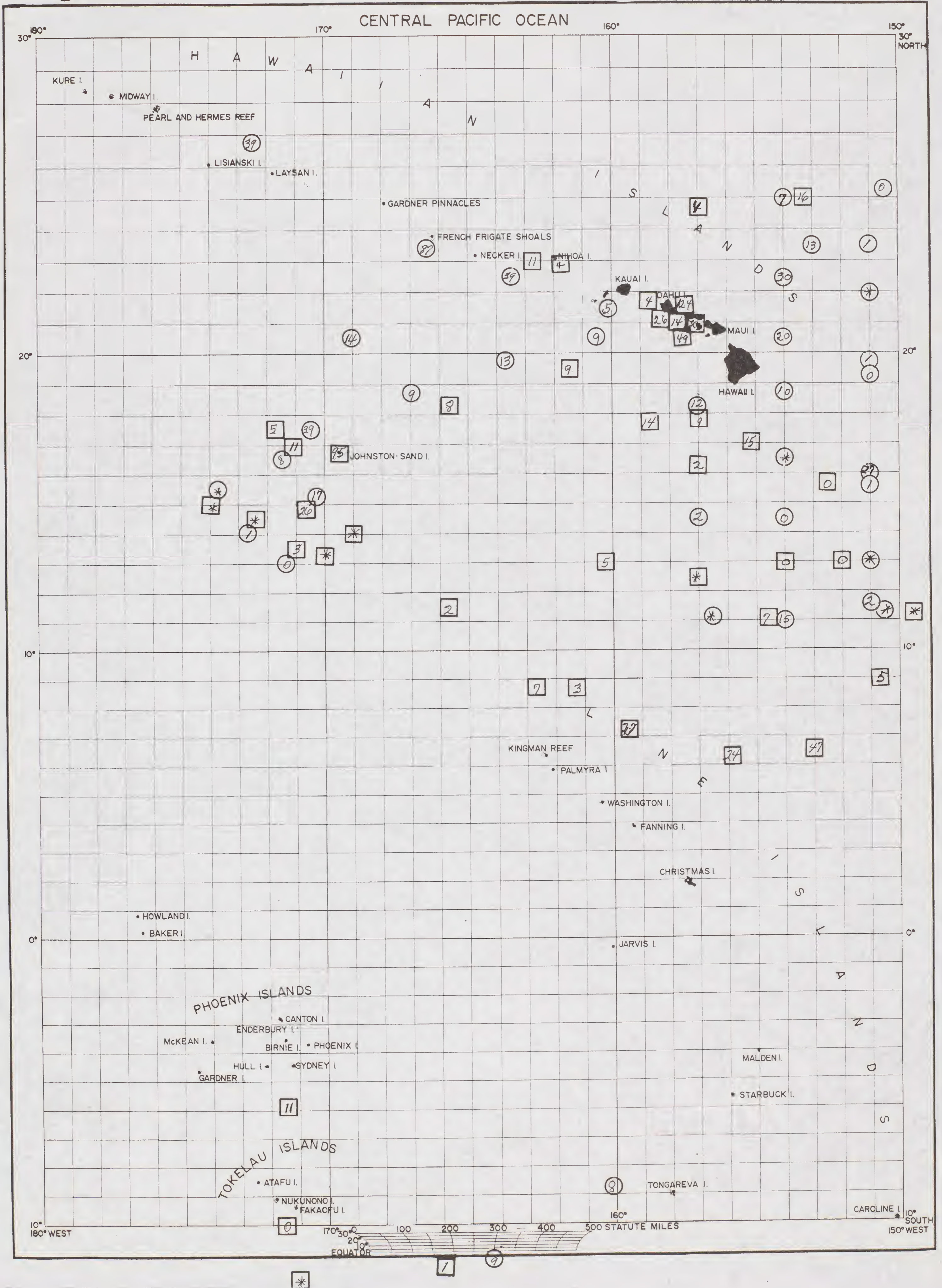
SI-MNH-38 (8-65)



- 1-15 June
- = 16-31 June
- = 0 birds
- ④ = 1-10 "
- (with horizontal lines) = 11-25 "
- (with vertical lines) = 26-50 "
- (with diagonal lines) = 51-100 "
- = 101-500 "
- (large) = 500+ "

JUNE

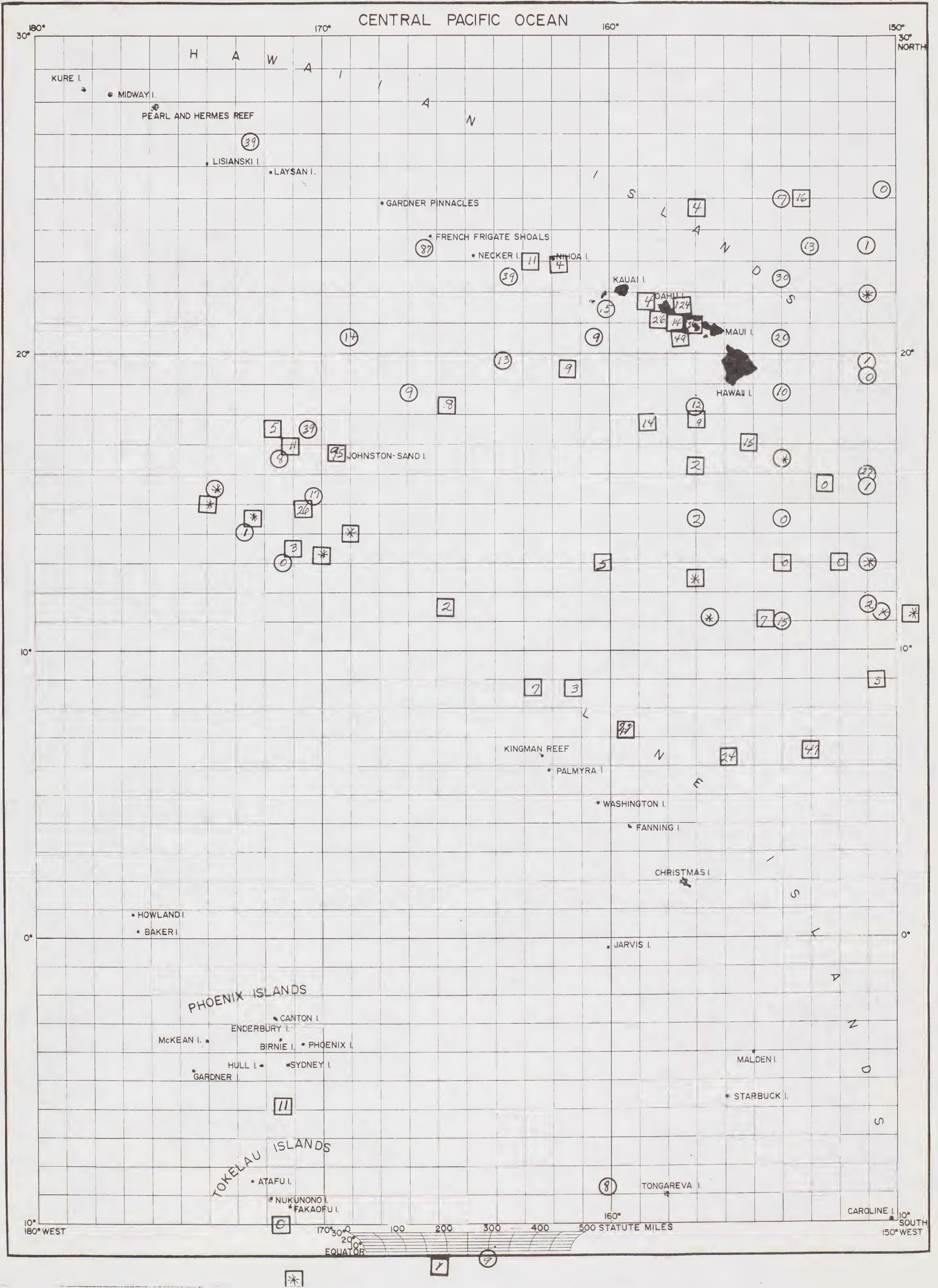
SI-MNH-38 (8-65)



- 1-15 June
- = 16-31 June
- = 0 birds
- ④ = 1-10 "
- (with horizontal lines) = 11-25 "
- (with vertical lines) = 26-50 "
- (with diagonal lines) = 51-100 "
- = 101-500 "
- (with horizontal lines) = 500+ "

JUNE

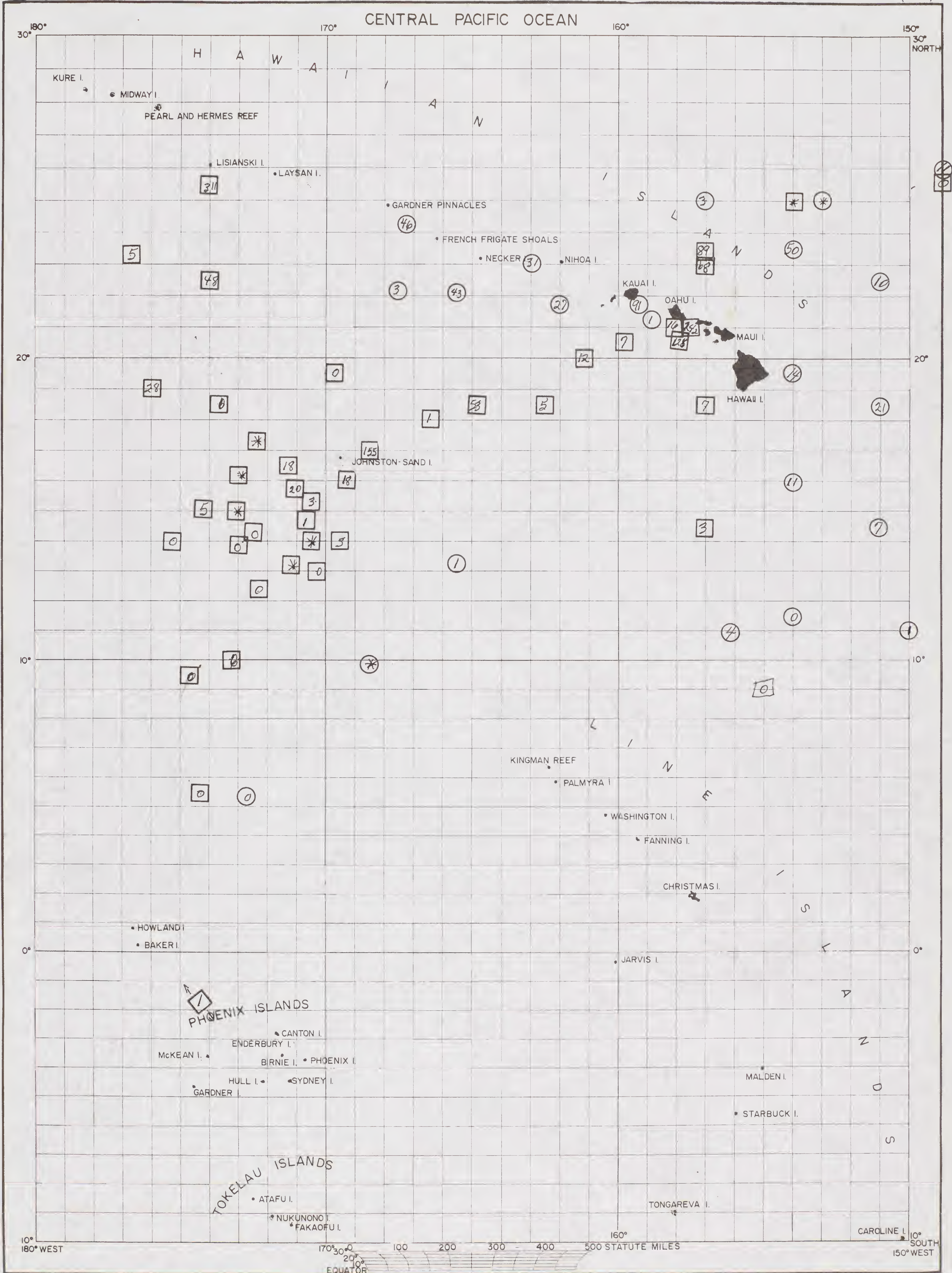
SI-MNH-38 (8-65)



- ☐ 1-15 July
- = 16-31 July
- = 0 birds
- ④ = 1-10 birds
- (with horizontal lines) = 11-25 "
- (with vertical lines) = 26-50 "
- (with diagonal lines) = 51-100 "
- = 101-500 "
- (large) = 500+ "

JULY

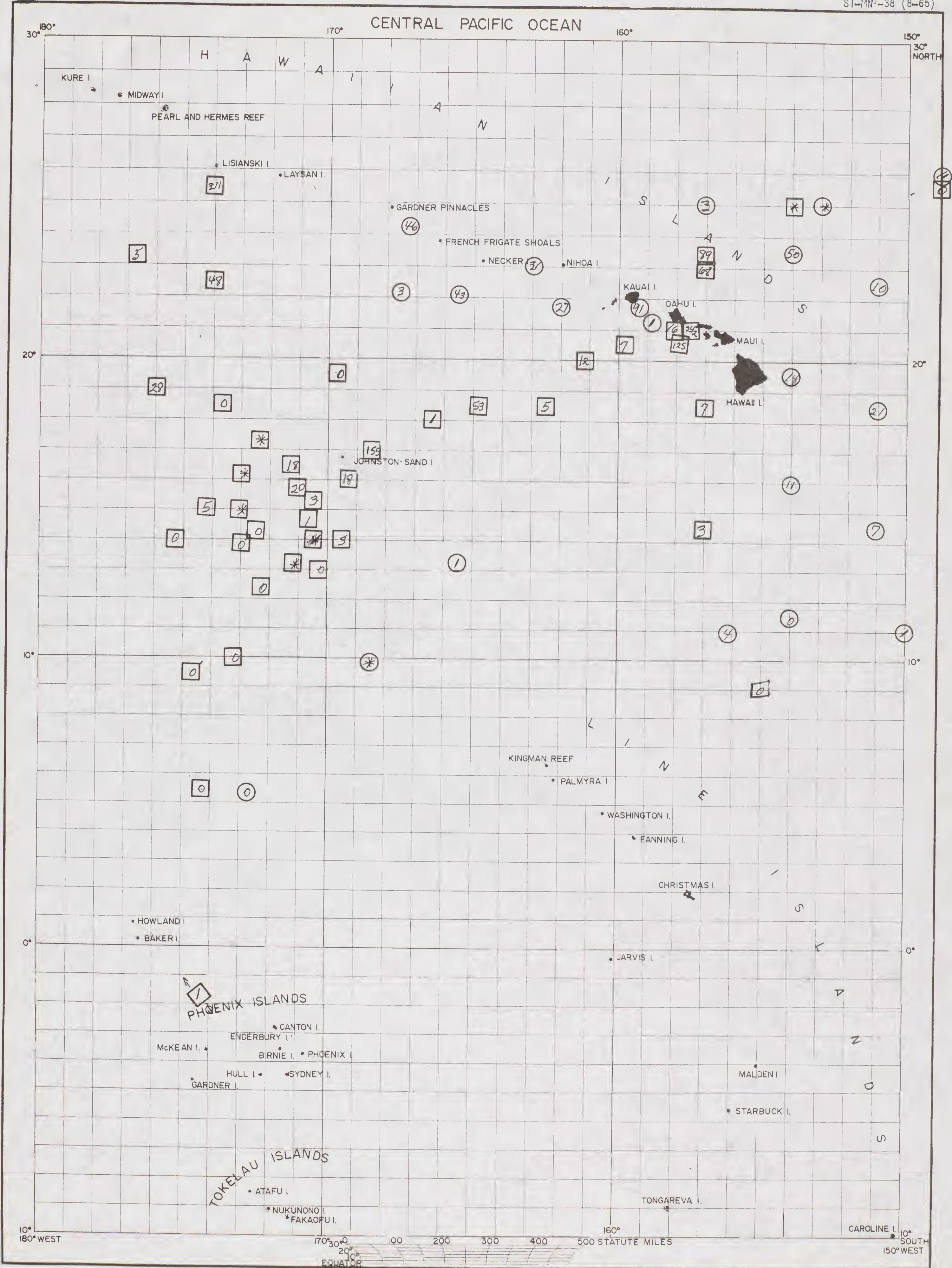
SI-MNH-38 (8-65)



- ☐ 1-15 July
- = 16-31 July
- = 0 birds
- ④ = 1-10 birds
- = 11-25 "
- = 26-50 "
- = 51-100 "
- = 101-500 "
- = 500+ "

JULY

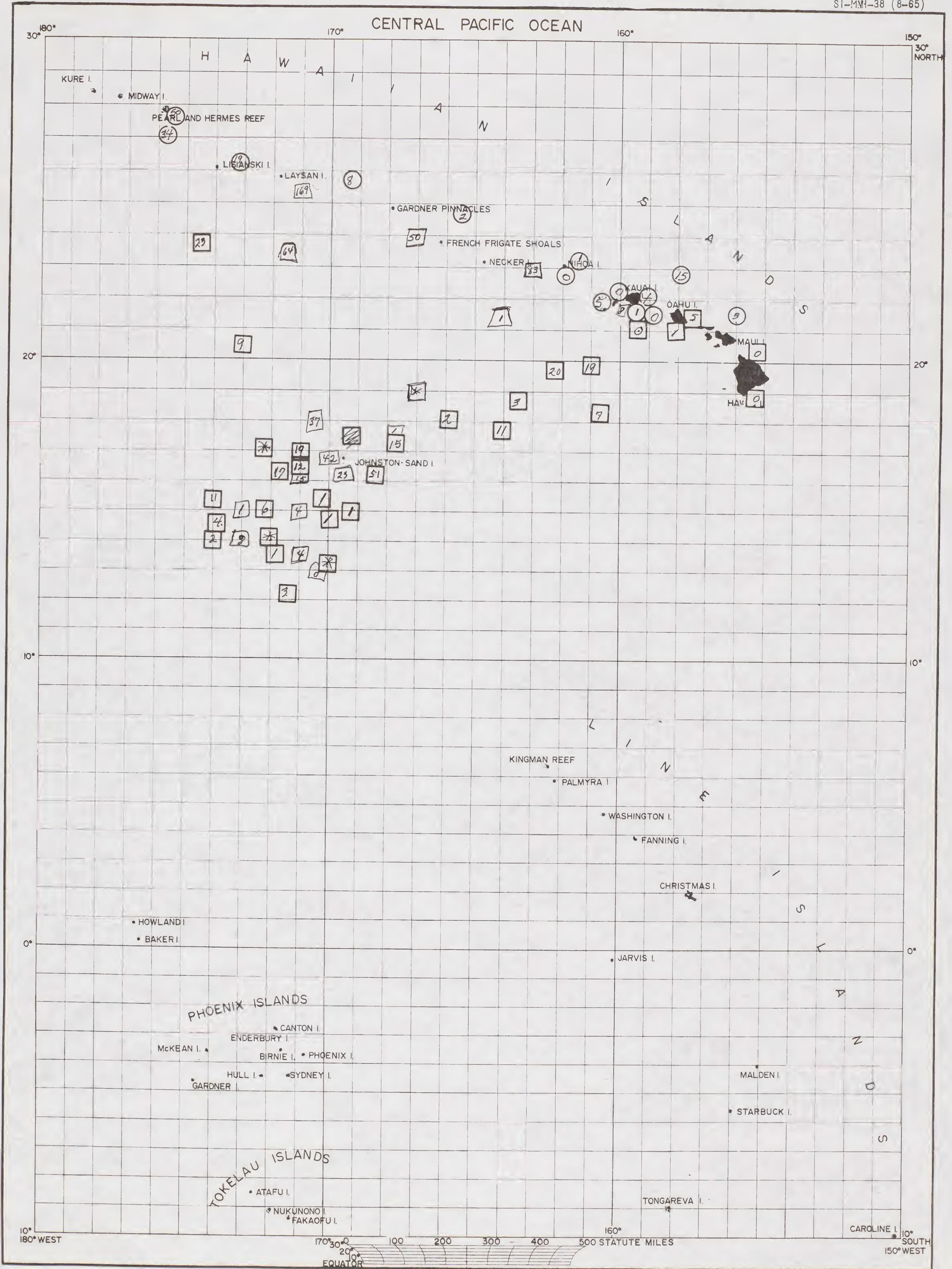
SI-MNP-38 (8-65)



- ☐ 1-15 August
- = 16-31 August
- = 0 birds
- ④ = 1-10 "
- (with horizontal lines) = 11-25 "
- (with vertical lines) = 26-50 "
- (with diagonal lines) = 51-100 "
- (with diagonal lines) = 101-500 "
- (solid black) = 500+ "

AUGUST


SI-MNH-38 (8-65)



- ☐ 1-15 August
- = 16-31 August
- = 0 birds
- ④ = 1-10 "
- (with horizontal lines) = 11-25 "
- (with vertical lines) = 26-50 "
- (with diagonal lines) = 51-100 "
- = 101-500 "
- (with horizontal lines) = 500+ "

AUGUST

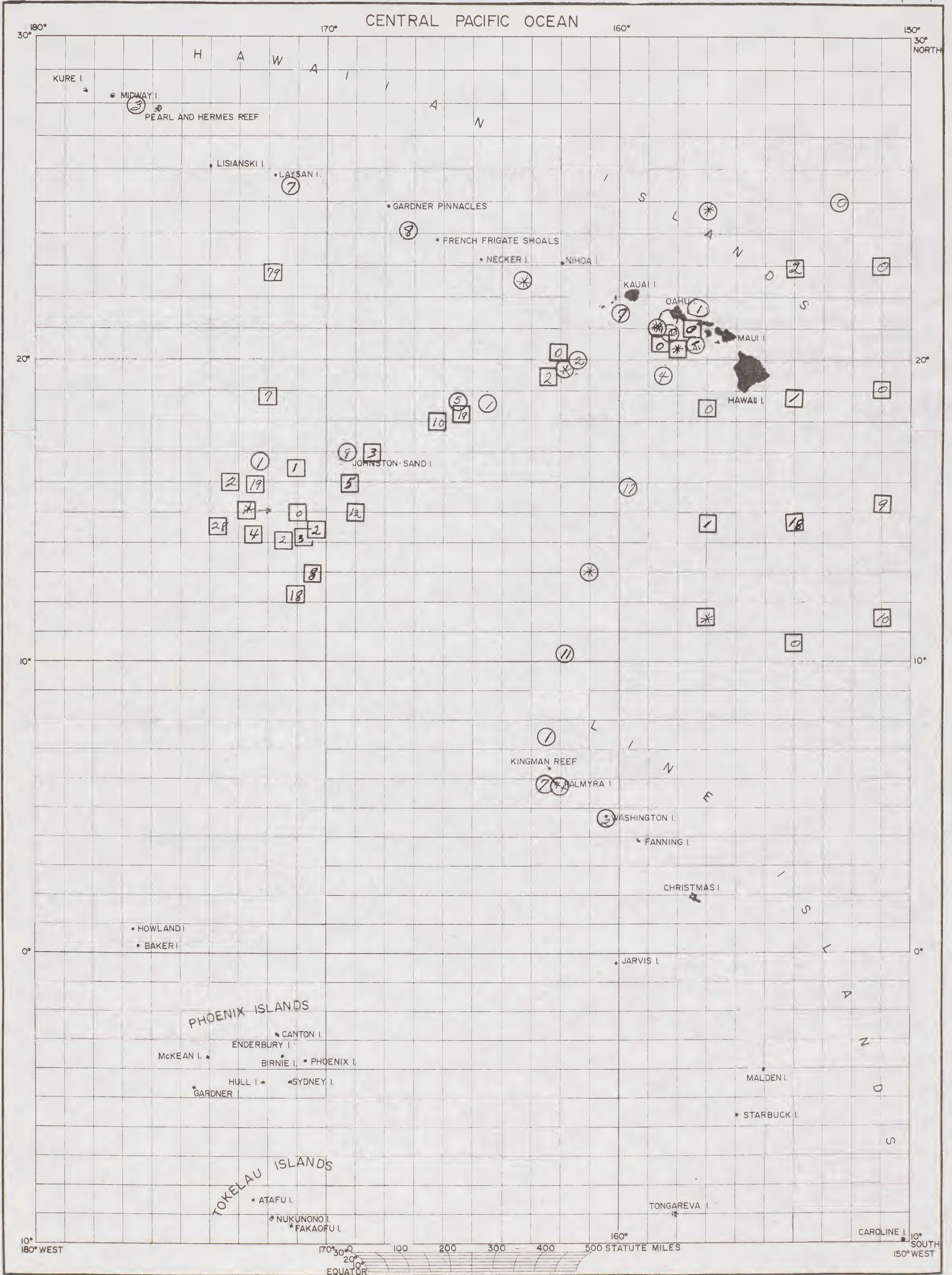
SI-MMM-38 (8-65)



- ☐ 1-15 September
- = 16-31 September
- = 0 birds
- ④ = 1-10 "
- (with horizontal lines) = 11-25 "
- (with vertical lines) = 26-50 "
- (with diagonal lines) = 51-100 "
- (with diagonal lines) = 101-500 "
- (solid) = 500+ "

SEPTEMBER


SI-MNH-38 (8-65)



- ☐ 1-15 September
- = 16-31 September
- = 0 birds
- ④ = 1-10 "
- (with horizontal lines) = 11-25 "
- (with vertical lines) = 26-50 "
- (with diagonal lines) = 51-100 "
- (with diagonal lines) = 101-500 "
- (solid black) = 500+ "

SEPTEMBER

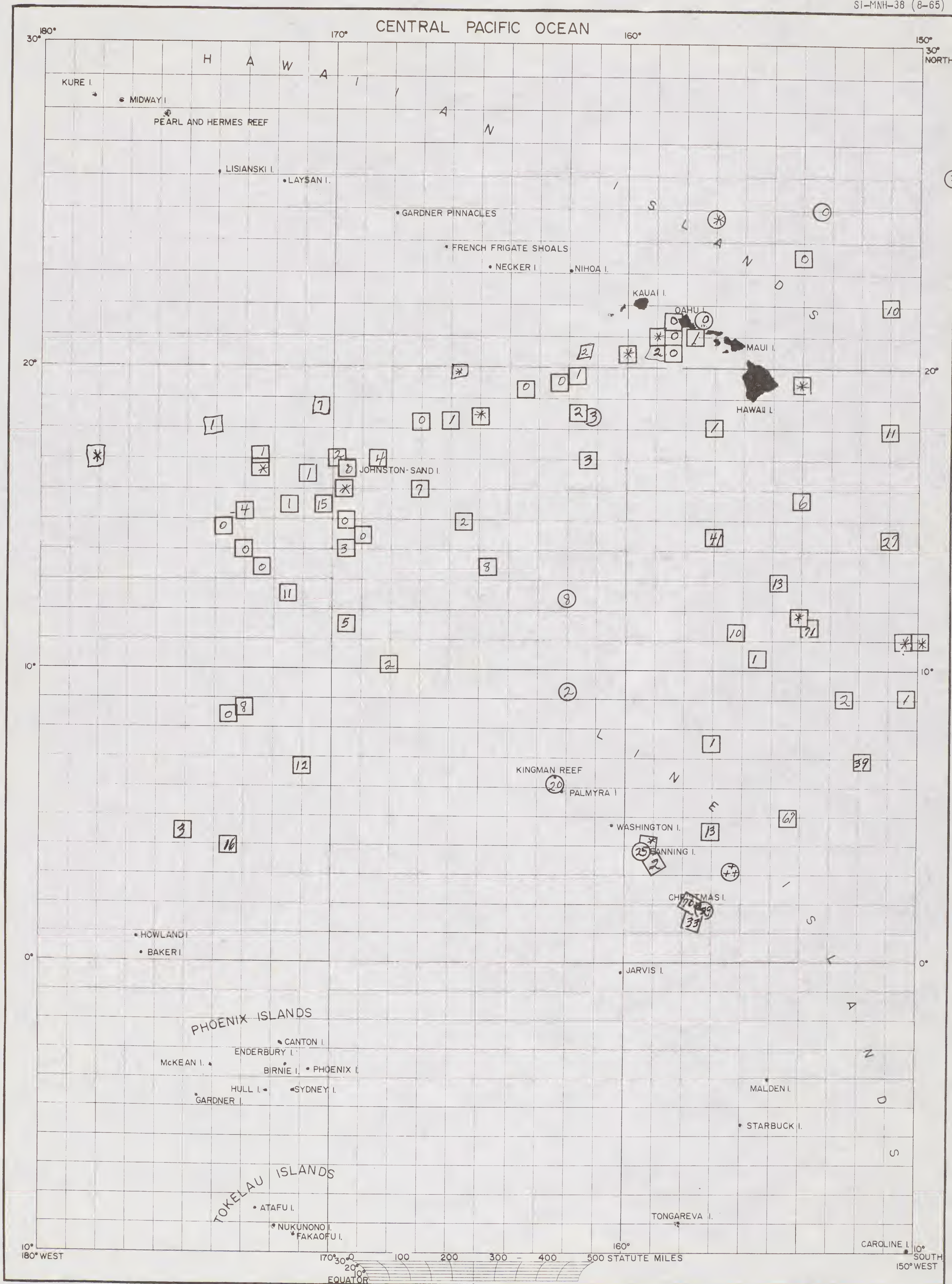
SI-MNH-38 (8-65)



- ☐ 1-15 October
- = 16-31 October
- = 0 birds
- ④ = 1-10 "
- (with horizontal lines) = 11-25 "
- (with vertical lines) = 26-50 "
- (with diagonal lines) = 51-100 "
- = 101-500 "
- (large) = 500+ "

OCTOBER

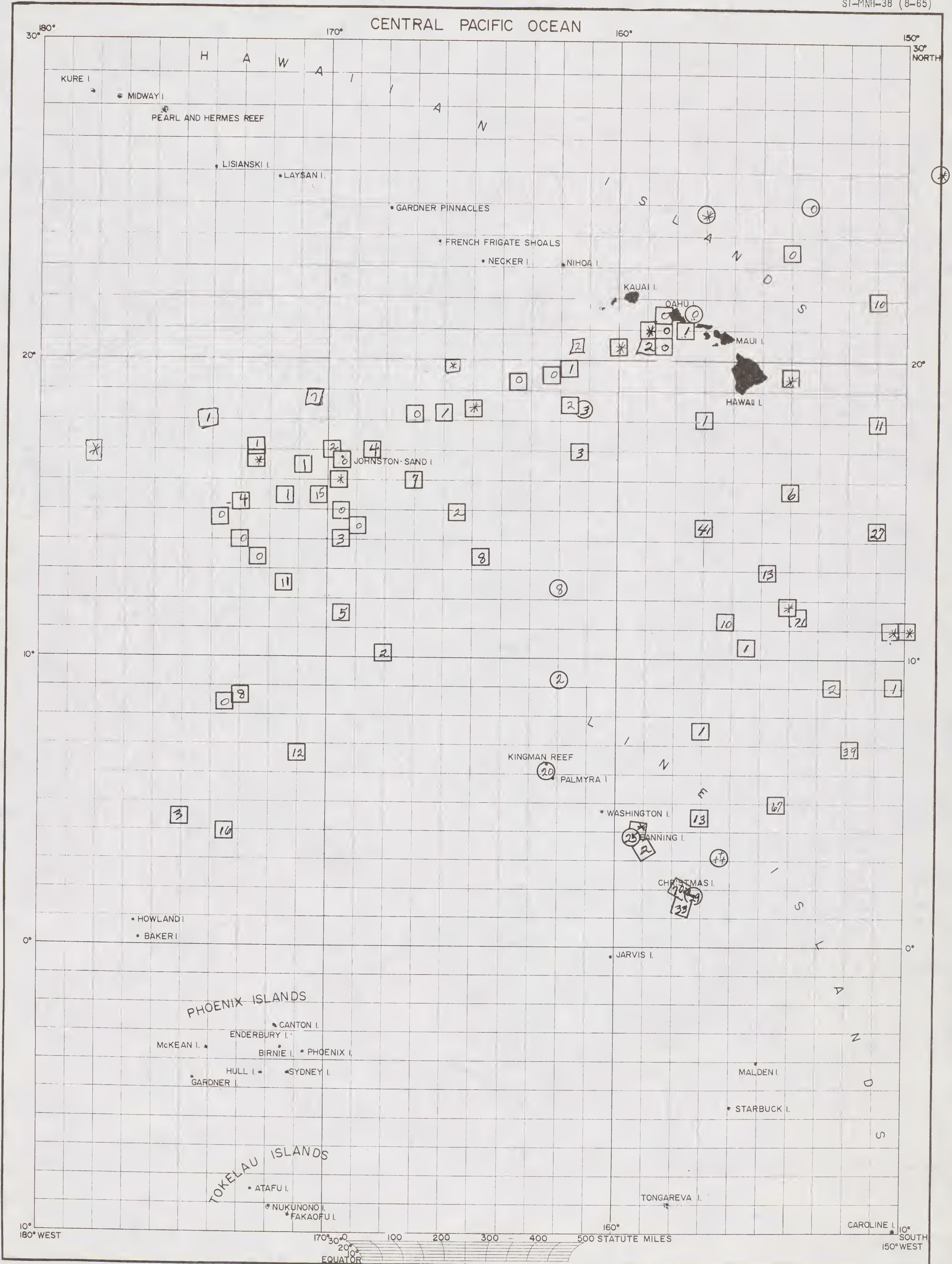
SI-MNH-38 (8-65)



- ☐ 1-15 October
- = 16-31 October
- = 0 birds
- ④ = 1-10 "
- (with horizontal lines) = 11-25 "
- (with vertical lines) = 26-50 "
- (with diagonal lines) = 51-100 "
- (with diagonal lines) = 101-500 "
- (solid black) = 500+ "

OCTOBER

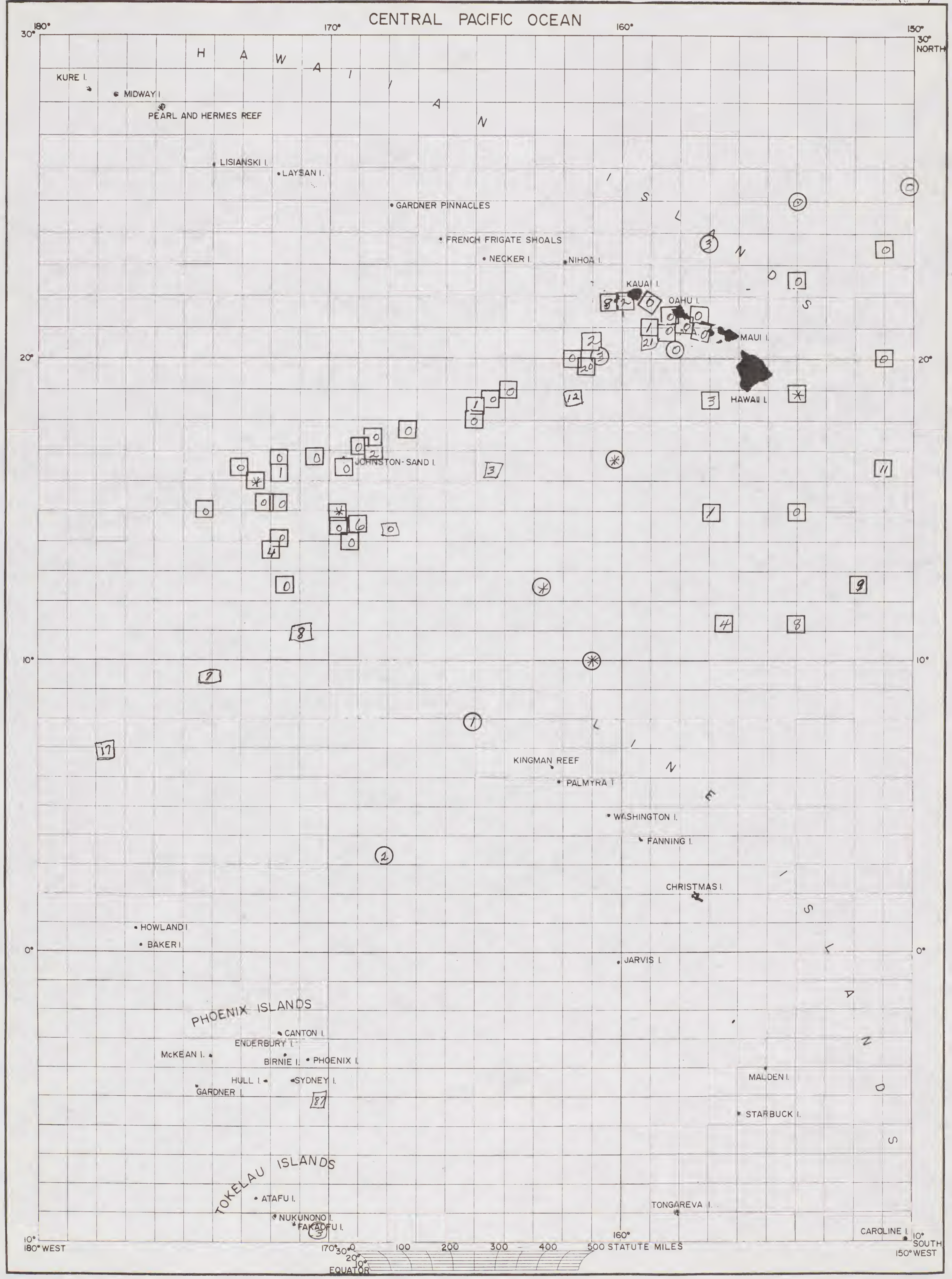
SI-MNH-38 (8-65)



- 1-15 November
- = 16-31 November
- = 0 birds
- ④ = 1-10 "
- (with horizontal lines) = 11-25 "
- (with vertical lines) = 26-50 "
- (with diagonal lines) = 51-100 "
- = 101-500 "
- (with horizontal lines) = 500+ "

NOVEMBER

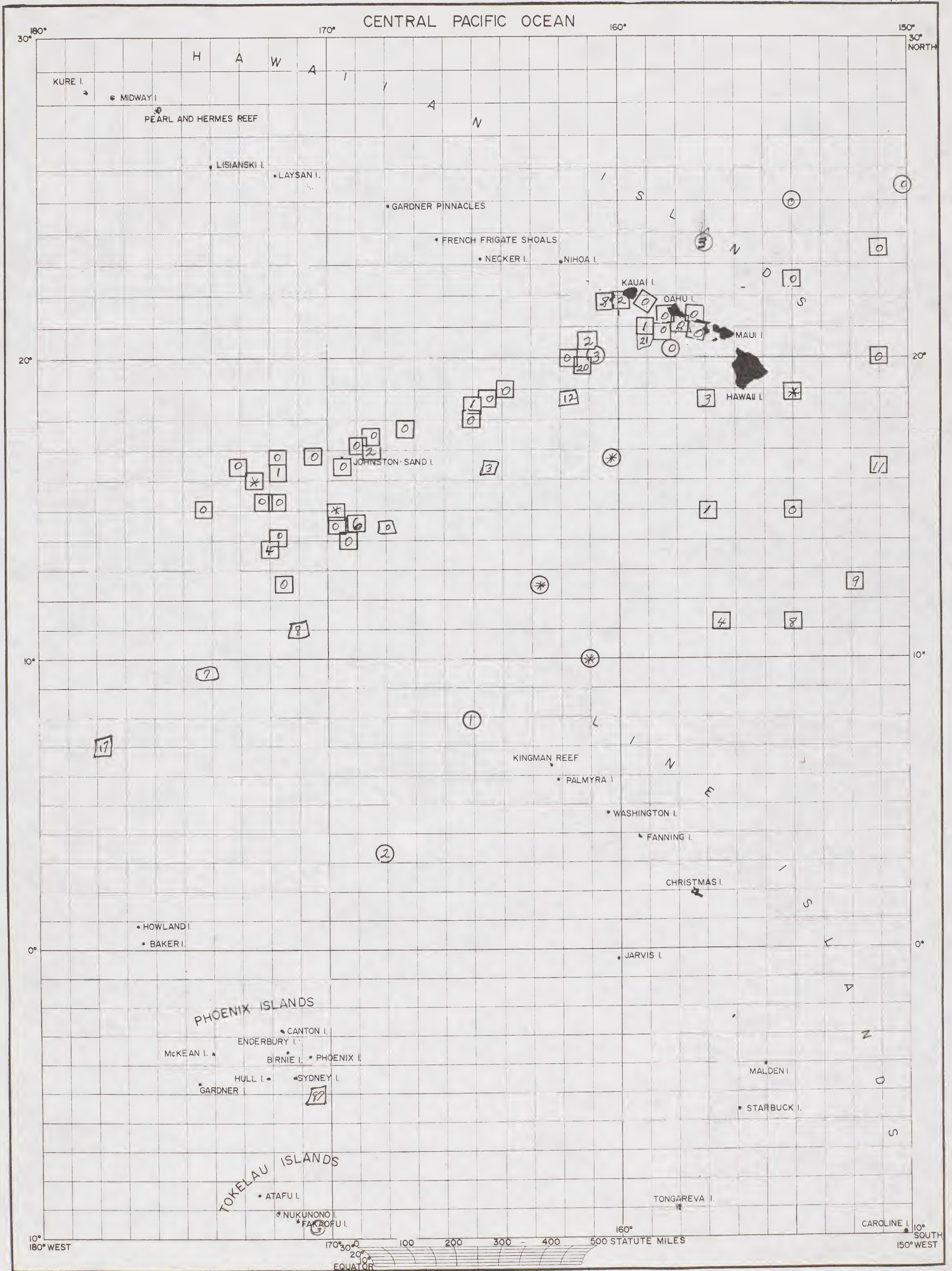
SI-MNH-38(8-95)



- 1-15 November
- = 16-31 November
- = 0 birds
- ④ = 1-10 "
- (with horizontal lines) = 11-25 "
- (with vertical lines) = 26-50 "
- (with diagonal lines) = 51-100 "
- = 101-500 "
- (large) = 500+ "

NOVEMBER

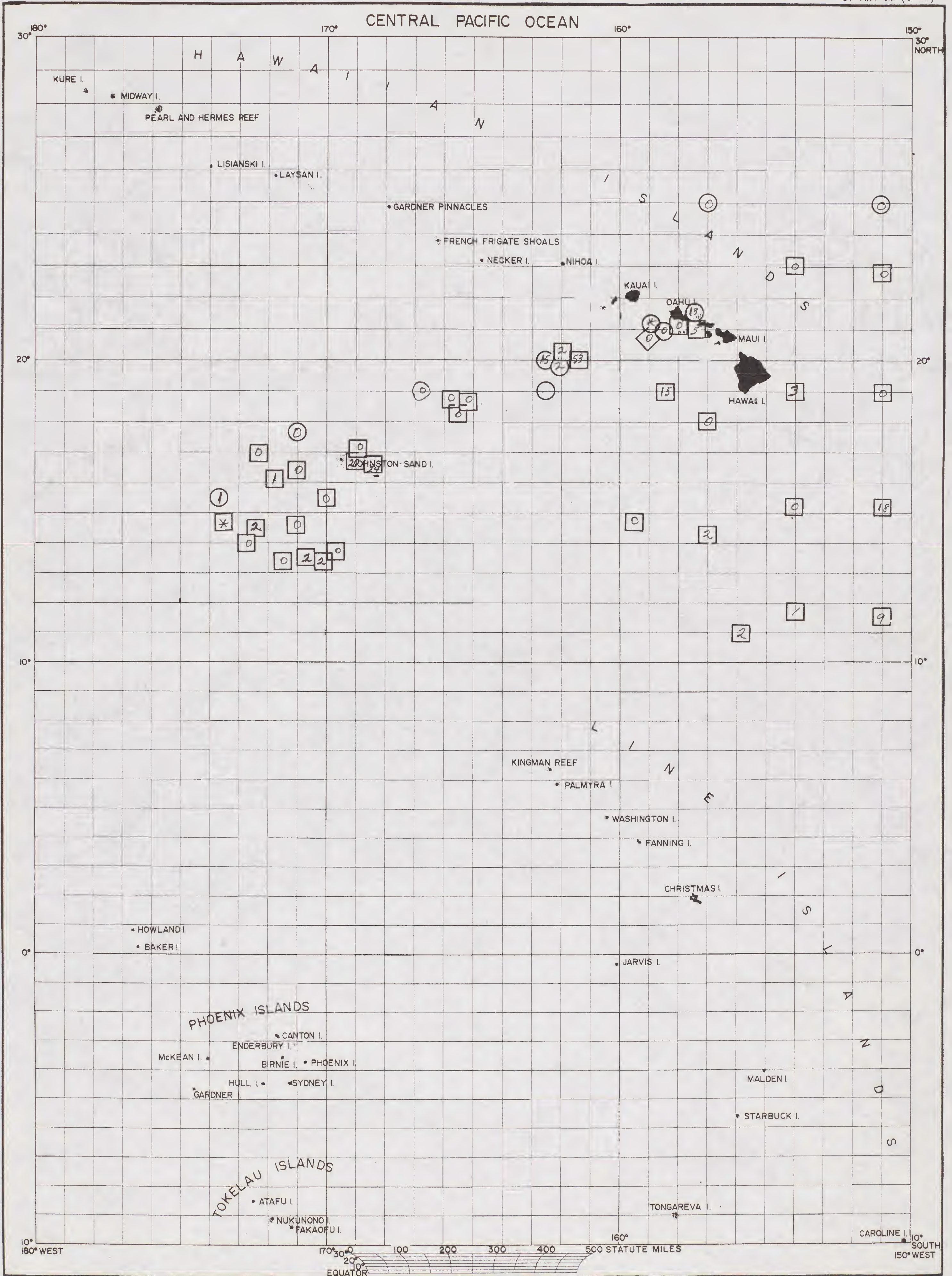
SI-MNH-38(8-55)



- ☐ 1-15 December
- = 16-31 December
- = 0 birds
- ④ = 1-10 "
- (with horizontal lines) = 11-25 "
- (with vertical lines) = 26-50 "
- (with diagonal lines) = 51-100 "
- = 101-500 "
- (large) = 500+ "

DECEMBER

SI-MNH-38 (8-65)



- ☐ 1-15 December
- = 16-31 December
- = 0 birds
- ④ = 1-10 "
- (with horizontal lines) = 11-25 "
- (with vertical lines) = 26-50 "
- (with diagonal lines) = 51-100 "
- = 101-500 "
- (large) = 500+ "

DECEMBER

SI-MNH-38 (8-65)

