



3 1761 06706645 6

A
SYNOPSIS
OF THE
FAMILY UNIONIDÆ.

BY

ISAAC LEA, LL. D.,

VICE-PRESIDENT OF THE AMERICAN PHILOSOPHICAL SOCIETY;
LATE PRESIDENT OF THE ACADEMY OF NATURAL SCIENCES OF PHILADELPHIA;
MEMBER OF THE ZOOLOGICAL SOCIETY OF LONDON, ETC. ETC.

FOURTH EDITION, VERY GREATLY ENLARGED AND IMPROVED.

PHILADELPHIA:
HENRY C. LEA.
1870.

ZMol
L

GERSTEIN

Handle with
EXTREME CARE
This volume is
BRITTLE
and cannot be repaired
Photocopy only if necessary
GERSTEIN SCIENCE
INFORMATION CENTRE

Digitized by the Internet Archive
in 2007 with funding from
Microsoft Corporation

<http://www.archive.org/details/synopsisoffamily00leaiuoft>

ack'd to
Academy of Natural
Sciences Phila.
Apr 16/75
S 60



Polysca
L.

A

SYNOPSIS

OF THE

FAMILY UNIONIDÆ.

BY

ISAAC LEA, LL.D.,

VICE-PRESIDENT OF THE AMERICAN PHILOSOPHICAL SOCIETY ;
LATE PRESIDENT OF THE ACADEMY OF NATURAL SCIENCES OF PHILADELPHIA ;
MEMBER OF THE ZOOLOGICAL SOCIETY OF LONDON, ETC. ETC.

FOURTH EDITION, VERY GREATLY ENLARGED AND IMPROVED.

PHILADELPHIA :
HENRY C. LEA.
1870.

195538
18:4:25

PHILADELPHIA:
COLLINS, PRINTER.

TO

ISAAC HAYS, M. D.,


LATE PRESIDENT OF THE ACADEMY OF NATURAL SCIENCES, ETC.

MY VERY DEAR FRIEND:—

I have already dedicated one of my volumes of Observations on the Genus Unio to you; still, as this is the most important of all my works, I cannot resist the inclination to offer it to you, who have been my lifelong companion, associate, and friend. For over fifty years we have been united in labors to promote the cause of Science, by the ties of friendship and the congeniality of tastes and pursuits. In my particular branch you have always aided me by your sympathy and advice. All medical men know what eminent services you have rendered in the advancement of the healing art. These are claims which induce me to ask you to accept this, the fourth edition of my Synopsis, which is almost a new work.

Always your constant and sincere friend,

ISAAC LEA.



PREFACE TO FOURTH EDITION.

It is now eighteen years since the last edition of this "Synopsis" was published. The advancement of the knowledge of Natural History has been accelerated during that period by the labors of many men of science, the younger of whom have embraced the study with great earnestness and energy. The effect of this progress has been felt very sensibly in that interesting group of *Mollusca* which embraces the Family *Unionidae*. Consequently the additions of species and synonyms have been largely increased, resulting, in fact, in more than doubling the lists of the last edition. The labor required for this portion of the work has been very great.

The same principles of arrangement of the tabular system which were used in the previous editions have been retained in this. After the experience of thirty-four years since the first edition was issued, I have had no reason to believe that any better arrangement could be devised in the present state of our knowledge. The tables have therefore been extended to the present time, and have been so much enlarged with new matter as almost to entitle the work to be considered a new one. This has been done with a faithful desire to recognize every fellow-laborer in this group, and to render to each one full justice. Some may have been omitted, for want of access to their works—none intentionally.

The present edition is greatly improved and enlarged by additions to the geographical distribution tables, and by the habitat of each of the species; and the *Index* referring to the tables of species and synonymy has had the exact references fully made to the works where they were originally announced. These two very important additions to the previous editions will facilitate the use of reference to all the works on the subject which this "Synopsis" embraces.

These tables were originally made for my own use. Subsequently I was induced to print them, and they have now expanded to a large volume. With all the care which has been bestowed on them, I do not present them as a perfect and complete work, and I trust that any omissions and errors may be pointed out to me.

The Bibliographical List of the *Unionidæ* at the end of the volume will surprise the general student by its enormous extent, comprising, as it does, about eleven hundred references, and yet I am perfectly aware that many works will be found to exist which have never come under my notice.

PHILADELPHIA, June, 1870.

CONTENTS.

	PAGE
Corrigenda et Addenda	viii
SYNOPSIS OF THE FAMILY UNIONIDÆ	ix
Division of the Family Unionidæ	xxvi
Genus Margaron	25
Subgenus Triquetra	25
Subgenus Prisodon	27
Subgenus Unio	xiii, 28
Subgenus Margaritana	67
Subgenus Plagiodon	71
Subgenus Monocondylœa	72
Subgenus Dipsas	74
Subgenus Anodonta	75
Subgenus Columba	86
Subgenus Byssanodonta	87
Genus Platiris	88
Subgenus Iridina	88
Subgenus Spatha	89
Subgenus Mycetopus	90
GEOGRAPHICAL DISTRIBUTION OF THE SPECIES OF THE FAMILY UNIONIDÆ	93
Genus Margaron	93
Subgenus Triquetra	93
Subgenus Prisodon	93
Subgenus Unio	93
Subgenus Margaritana	103
Subgenus Plagiodon	104
Subgenus Monocondylœa	104
Subgenus Dipsas	104
Subgenus Anodonta	104
Subgenus Columba	107
Subgenus Byssanodonta	107
Genus Platiris	108
Subgenus Iridina	108
Subgenus Spatha	108
Subgenus Mycetopus	108
Index of Species	109
Alphabetical List of Works referring to the Unionidæ in this volume	149
Chronological Bibliography of the Unionidæ	157
Appendix	183

CORRIGENDA ET ADDENDA.

PAGE	LINE		PAGE	LINE	
25	20	add <i>Triquetra obliqua</i> . Adams.	62	17	for Laonensis read Laosensis.
27	14	and in note, for <i>Crossiana</i> read <i>Crosseiana</i> .	63	18	for Dumboæ read Dumbeæ.
27	11	insert below <i>Duprei</i> , <i>Castalia Duprei</i> . Recluz as a synonym.	64	12	strike out <i>U. Pugio</i> . Ben. Reeve.
28	14	under <i>delphinus</i> insert as syn. <i>Hyria delphinus</i> , Trosch.	64	13	for Terheri read Zeyheri.
29	17	for <i>Vondembushiana</i> read <i>Vondembuschiana</i> .	64	22	strike out <i>Schwerzenbaehii</i> . Bourg.
30	2	for Nyassensis read Nyassaensis.	65	5	for aqualina read aqualinus.
31	12	for crespisulcatus read crispiculatus.	65	12	for Bronn. read Goldfuss.
32		in 2d column, insert NODULOUS.	65	15	for Bronn. read Soverby.
35	21	for <i>Grundlachi</i> read <i>Gundlachi</i> .	66	19	for tumulatis read tumulatus.
36	3	for Demararaensis read Demeraraensis.	66	27	transfer <i>Unio Veræ-Pacis</i> to page 64.
38	2	for habetetus read hebetatus.	71	4	under <i>isocardioides</i> Lea, place <i>Unio isocardioides</i> Reeve.
38	6	after <i>favidens</i> insert as a synonym <i>U. trirostris</i> . Reeve.	72	11	for <i>Monge</i> read (<i>Monoc.</i>)
39	21	for <i>cardiacea</i> read <i>cardiacea</i> .	72	6	for Salmeniana read Salweniana.
40		last line in first column, add Sumatrensis. Dunk.	72	3	for <i>Mechonii</i> read <i>Michonii</i> .
42	18	for turdigulus read turgidulus.	75	16	for Math. read Meth.
43	21	place <i>Con.</i> before <i>Han.</i>	76	2	after <i>cygnea</i> insert <i>Lin.</i>
43	19	for <i>Lea</i> read <i>Con.</i>	78	22	under <i>An. McNeilii</i> place <i>An. opalina Anth.</i>
44	4	after <i>tenerus</i> add <i>tenebrosus</i> , <i>Con.</i> as a synonym.	81	21	for Napotalensis read Nopalatensis.
44	3	add <i>delumbis</i> , <i>Con.</i> as a synonym to <i>modioliformis</i> , <i>Lea</i> .	84	17	for Leotandi read Leotaudi.
46	9	for <i>Blan.</i> read <i>Lea</i> .	84	15	for <i>opilina Kust</i> read <i>opalina</i> .
48	23	insert <i>Bourg.</i> before <i>Parr.</i>	84	32 & 33	for <i>Küst.</i> read <i>Kutschig</i> .
48	24	insert <i>rasus</i> , <i>Lea</i> , after <i>Mosulensis</i> , <i>Lea</i> .	118	42	after <i>Vid.</i> insert <i>Fauna Dalmatiens</i> by Frauenfeld in Zool. bot. Vereins 1856.
49	32	for <i>Vandembuschiana</i> read <i>Vondembuschiana</i> .	121	43	for <i>Drap</i> read <i>Dup.</i> and for 41 read 65.
53	24	for <i>legubris</i> read <i>lugubris</i> .	150	5	for <i>Chirriet</i> read <i>Cirrhipes</i> .
			105 & 106		<i>A. atrovirens</i> and <i>cornea</i> , Nicaragua. Inadvertently put in So. Am. list instead of No. Am.

SYNOPSIS

OF

THE FAMILY OF UNIONIDÆ.

SOME students of the Mollusca have treated the Family *Unionidæ* as of little importance or interest. This has evidently arisen from the fact that they are common and generally not attractive to the eye as the marine species are. But when we consider that over 1000 books and papers are inserted in the list herein presented, we must acknowledge that most of the best writers on Malacology have given space and attention to the importance of the subject. Deshayes very properly remarks: "Aussi il est peu de genres dans le grand ensemble des Mollusques qui ait été plus fréquemment mentionné que celui-ci."¹

And Swainson in his *Malacology* very properly remarks that "The *Unionidæ*, of all the groups of DITHYRIA (*Conchifera*), is that which contains the greatest modifications of form; insomuch that it becomes, almost impossible, in some of its minor divisions, to determine which are species and which varieties," &c.—P. 290.

The following table of arrangement and synonymy was undertaken purely with the view, and in the hope of clearing away the difficulties which had encumbered one of the most interesting families of the Mollusca. In this attempt I met, while pursuing the task, with obstructions and difficulties which I little anticipated at its commencement. The want of some of the books of reference, and the confusion which reigned throughout many of them, sometimes presented obstacles which seemed almost insurmountable. The extensive and admirable library of the Academy of Natural Sciences of Philadelphia has greatly aided me in this and the previous editions. In attempting to establish the synonymy, I have endeavored to render the strictest justice, and if, in any case, it be found that I have failed to do this, it will be a matter of sincere regret. All corrections will be gratefully acknowledged.

¹ *Traité Élémentaire*, T. xi. p. 195.

In the following tables there will be found in the Family, 1069 recent species as admitted, 224 unknown to me or doubtful, and 183 fossil; in all 1476; and the synonymy according to my views is enormous, being 891.

Of the subgenus *Triquetra* (*Klein*),¹ there are 4 species and 25 synonyms.

Of the subgenus *Prisodon* (*Schumacher*),² 3 species and 13 synonyms.

Of the subgenus *Unio* (*Retzius*), there are 833 species in a recent state and 501 synonyms. In addition there are 141 which I have not been able to admit as certain; of fossil species 169.

Of the subgenus *Margaritana* (*Schumacher*), there are 29 admitted species, and 6 which are unknown to me. There are 66 synonyms.

Of the subgenus *Plagiodon* (*Lea*), there is 1 species.

Of the subgenus *Monocondylæa* (*D'Orbigny*), there are 26 species, and 4 unknown to me. There are 27 synonyms.

Of the subgenus *Dipsas* (*Leach*), I know of but 2 species, both of which are recent. There are 20 synonyms.

Of the subgenus *Anodonta* (*Cuvier*), there are 148 admitted species, and 68 which are unknown to me. Of fossil species there are 14. Of synonyms there are 189.³

Of the subgenus *Columba* (*Lea*), there are 2 species, and 13 synonyms.

Of the subgenus *Byssanodonta* (*D'Orbigny*), 1 species.

Of the subgenus *Iridina* (*Lamarck*), there are 4 species, and 3 unknown to me.⁴ There are 6 synonyms.

Of the subgenus *Spatha* (*Lea*), there are 9 species, all recent, and 2 unknown to me. There are 22 synonyms.

Of the subgenus *Mycetopus* (*D'Orbigny*), there are 8 species, and 8 synonyms.

Most of the distinguished authors who have written on the subject of the division of this Family, have acknowledged the extreme difficulty they have encountered in separating it into natural groups. This difficulty is not peculiar to the *Unionidæ*. In most of the Families where a great number of species has been observed, we find

¹ *Tentamen Methodi*, 1753.

² *Nouveau Système*, 1817.

³ To *Anodonta cygnea* alone I make 106 synonyms, and I believe that many in my doubtful list will be found to be mere synonyms to this prolific species, which has been a mine to ambitious species makers.

⁴ Mr. Gray, in his *List of Genera, Pro. Zool. Soc.*, 1847, gives priority to Scopoli, *Intro. ad Hist. Nat.*, 1777, under the name of *Mutela*. Scopoli adopts Adanson's name of *Mutel*, and adds the *a* to it.

these species so merging, and, in some of their characters, so fading away into each other, that we scarcely know how—indeed, in some instances it is impossible—to make the separation with precision. “*Natura non facit saltum.*” A writer in the *Edinburgh Review*, No. 212, p. 494, says some German and French botanists “content themselves with calling *species* any collection of individuals which resemble each other more than they do any other set of individuals, without any limitation to the degree of resemblance or difference which shall determine whether they belong to the same or distinct species.”

“But the more rational definition adopted in substance by all the great masters of the science of the present day is that of ‘a collection of individuals which, by their resemblance to each other, or by other circumstances, we are induced to believe are all descended or *may have* descended from one individual or pair of individuals.’ The various modifications of this definition enumerated by De Candolle consist chiefly in the more or less detailed enumeration of the other circumstances, such as hereditary constancy of character, facility of intermixture of breeds,” &c.

In the vegetable kingdom, the same obstructions to a system are encountered. The observations of Lindley¹ are so just and philosophic, that I cannot refrain from quoting them here:—

“Species are created by Nature herself, and remain always the same, in whatever manner they may be combined: they form the basis of all classification, and are the only part of it which can be considered absolute. For although, in a natural system, all other combinations—whether genera, tribes, orders, or by whatever name they may be known—comprehend species agreeing much more with each other than with anything else, and having a positive general resemblance in the majority of their features, yet no fixed limits can be assigned to any of them; on the contrary, they pass, by means of various intermediate species, into the other genera, tribes, orders, &c., to which they are most nearly allied. For this reason, viz., that no fixed limits can be assigned to orders, genera, &c., we find the ideas about them fluctuating with the degree of our knowledge; which is the true cause of those changes in the limits of genera, &c., which persons unacquainted with the subject are apt to consider arbitrary, but which, in skilful hands, are dependent upon a progressive advance in the knowledge of science.”

Linnaeus defines species thus: “Species tot sunt quot diversas formas ab initio produxit Infinitum Ens; quæ formæ secundum generationis inditas leges, produxere plures, at sibi semper similes.”—*Phil. Bot.*, 99, 157.

¹ See *Introd. to Botany*, p. 307.

According to St. Hilaire a species is a collection or succession of individuals characterized by a combination of distinctive features, the transmission of which is *natural, regular, and indefinite* in the existing order of things."

MM. Ray and Drouet (*Revue et Mag. de Zoologie*, 1849) give their views of what forms a species in the following terms: "Généralement on entend, par se mot (espèce), un type d'organisation de forme et d'activité, rigoureusement déterminé, qui se perpétue successivement par génération directe et d'une manière indéfinie avec la même constance de caractères."¹

Milne Edwards's definition of species, I think, is less clear. He says: "On donne le nom d'espèce à la réunion des individus, qui se reproduisent entre eux avec les mêmes propriétés essentielles."

Cuvier considered that the fact of the succession and of the constant succession, constituted alone the validity of the species.

Dr. Morton comprised his view of species as "a primordial organic form."

Neither of these definitions fulfils my own idea of what forms a species. It seems to me that a species must be considered to be a *primary established law*, stamped with a persistent form (a type), pertaining solely to itself, with the power of successively reproducing the *same form* and none other.

Blainville, in his *Manuel de Malacologie*, divides the *Unionidæ* (his *Sub-Mytilacea*) into *Anodonta* and *Unio*, but thinks that species will be found which will make these to be united.²

Dana³ says "a species corresponds to a *specific amount or condition of concentrated force, defined in the act or law of creation.*"

Sowerby says: "The difficulty of ascertaining to which genus of Lamarckian *Naiades* certain species belong, arises from the very general similarity of form," &c.; "in fact, an examination of a sufficient number of species will prove that no dependence can be placed upon the characters by which authors usually attempt to discriminate between these genera, and that the transition from one to another is so gradual in some instances, and so strongly marked in others, that it is not surprising that authors, who, having only met with certain species, and not being aware of such intermediate links, should have considered them as the types of new genera."⁴ And further: "We think we have already said enough to prove that, unless it be thought

¹ M. Drouet, in his *Études sur les Naiades de la France*, 1854, has given valuable observations on the anatomy, function, diagnosis, &c. of *Anodonta*.

² See page 540.

³ Thoughts on Species. *Am. Jl. of Science*, 1857.

⁴ *Zool. Journ.*, vol. i.

wise to elevate each of the peculiar sorts we have mentioned, and many more, into distinct genera, it will be positively necessary to unite them altogether under one generic appellation."

Deshayes, in his edition of Lamarck's *Animaux sans Vertèbres*, says it is impossible to separate the genera of the *Unionidæ*. "Nous pourrions prendre pour exemple celui des genres qui est considéré comme l'un des mieux caractérisés. Le genre *Symphynote* (Lea) est fondé sur ce caractère remarquable que les deux valves sont soudées entre elles le long du bord supérieur," etc. "Nous concluons que tout ce grand ensemble ne peut et ne doit former qu'un seul genre constituant à lui seul la famille des *Nayades*."¹

In his admirable work *Traité Élémentaire de Conchyliologie*, not yet finished, he continues to consider that his twenty-fifth Family, *Nayades*, is filled by one genus, viz., *Unio* of Retzius. He makes, however, four divisions, which, he says,² "diffère à peine de celle de M. Lea."

Genre	{	<i>Unio</i> . . .	{	<i>Unio</i>	{	A. Symphynotes.	
				<i>Hyria</i>	{	B. Non-symphynotes.	
		<i>Margaritana</i> . . .			{	A. Espèces symphynotes.	
					{	B. Espèces non-symphynotes.	
<i>Unio</i> , Retzius		<i>Dipsas</i> . . .			{	Symphynotes.	
		<i>Anodonta</i>		{	<i>Mycetopus</i>	{	A. Espèces symphynotes.
			{	<i>Anodonta</i>	{		B. Espèces non-symphynotes.
			{	<i>Iridina</i>			

It might be expected that some attempt of the application of M'Leay's circular system should be made in regard to this family. Swainson says that "the progression of every natural series is in a circle."³ In my attempts to verify this, I have

¹ Vol. vi. p. 526.—I shall be excused in taking this opportunity to correct an erroneous impression on the mind of M. Deshayes. He says that I was not able to examine the collection of the Museum of Paris. "Malgré cette imperfection qu'il ne pouvait empêcher, le travail de M. Lea se recommande à l'attention des naturalistes par ces observations judicieuses, des descriptions exactes," etc. It would be strange, indeed, if, after spending so many years in the study of this family, that I should neglect, while in Paris, to see the collections from which Lamarck made so many descriptions. I was frequently at the Museum, and on one particular occasion, by appointment of MM. Blainville and Ferussac, arranged, in the presence of these and other gentlemen, all the species of the *Unionidæ* that were in the Museum, and named them; and also presented to the Museum about fifteen species which were new to that great national institution. I also did the same thing for Baron Ferussac, having designated every specimen in his cabinet belonging to this family.

² *Traité Élém.*, vol. ii. p. 213.

³ Swainson, in Lard. *Cycl. Nat. Hist.*, p. 247. In his *Treatise on Malacology* the same author keeps this idea in constant view, and thus invalidates his groups. Besides, he was little acquainted with foreign species.

not been successful. That the same idea exists in the construction of species is evident through a great number, but that this idea is returned to the point at which it commenced I am not prepared to admit. The arrangement of the system adopted in this Synopsis, whatever may be said to the contrary, is eminently natural as regards the exo-skeleton or shelly covering of the included soft parts. Although I have examined critically and published descriptions of the soft parts of 254 species of this family, and often dissected 50 to 100 of the same species, I cannot see, as yet, any useful division that could satisfy the student or the adept, which can be made by systematic difference in the organic forms of the soft parts. With a knowledge of the soft parts of about only a fourth part of the family, is it not unwise to attempt a division for the whole? And again, will it not be a very long time before it will be possible to obtain the complete animal of most of the species? Some of them perhaps never will be obtained by the American or European Malacologist. I am satisfied that eventually, when we shall become sufficiently acquainted with the soft parts of most of the *Unionidae*, the best division into genera will be founded on the diverse forms of the *branchial uteri*. I have now examined carefully 254 species, mostly with charged uteri, and I have come to the conclusion that any safe division, founded on the characters of the functional soft parts, must be based on this very important organ, which shows so distinct and varied a conformation, often involving, as it does, the form of the massive envelope.

In regard to the making of species a few remarks may be made here. That there has been great abuse of it there can be no doubt. Think of the nearly 250 synonyms for the seven or eight species of the Family *Unionidae* living in Europe! Many very able writers have deprecated this folly and ignorance, but it still goes on. In the United States we have such an extraordinary development of this form of shell life, that many European writers find it difficult to give us credit for our real disposition—at least I speak for myself—of keeping down our species as much as possible. The nomenclature is becoming truly embarrassing, and there seems to be no avoidance of it. We have by no means exhausted the discoveries of these forms in Georgia, Alabama, and Mississippi, which States seem to be, and particularly Georgia, the centre of this form of Malacological life.¹ No species has ever been described by me without the greatest care and all examination used that was possible. When not well satisfied of distinctive characters, I have laid the specimen aside in hopes of better light, and I have by me now many of which I am uncertain as

¹ The late Bishop Elliott, who did so much to develop the *Unionidae* of Georgia, observed to me in one of his letters, that almost every stream seemed to afford him new species.

to their identity, and therefore I hesitate. Some of these I have had for more than twenty years.¹ It should be remembered that many of the diagnoses of my new species were made from single specimens, and these sometimes imperfect. The various aspects and the differences of the characters of the old and young as well as that of males and females, are often very imperfect, and necessarily therefore some are omitted. The important character of the undulations of the beaks is often omitted on account of the imperfection of the part.

Too much stress cannot be laid on the importance of keeping down the species in all branches of Zoology. Prof. Owen has well remarked that "the coining of names for things glanced at and imperfectly understood, the falsification of signs without due comprehension of the thing signified, becomes a hindrance instead of a furtherance of true knowledge." And Prof. Carpenter, in one of his lectures in 1859, said "there are too many who are far too ready to establish new species upon variations of the most trivial character, without taking the pains of establishing the value of these differences, by ascertaining their constancy through an extensive series of individuals; thus, as was well said by the late Prince of Canino, 'describing specimens instead of species,' and burdening science not only with a useless nomenclature, but with a mass of false assertions. It should be borne in mind that every one who thus makes a bad species is really doing a detriment to science, while every one who proves the identity of a species, previously accounted distinct, is contributing towards its simplification, and is therefore one of its truest benefactors." Dr. Arnott, in *Proceedings of the Royal Society of Edinburgh*, very forcibly says that "to indicate many apparently new species, is the work of an hour; to establish one on a sure foundation, is sometimes the labor of months or years."

To form a systematic, and, so far as possible, a natural arrangement of this family, has long occupied my serious attention.

I was, from my first knowledge of the Family, struck with the very different aspect of the winged species, and, taking the hint of Lamarck,² I thought that an important division could be made by separating the connate from the free shells, and proposed the name of *Symphynota* for such as were connate. I was not satisfied at that time in separating a genus of this family by a character differing from that of the teeth, but presumed that the family would be taken up by some one, if not by myself, and that the first division of it would be symphynote and non-symphynote

¹ The observation of a late French writer that not more than three in one hundred of my species will stand, is too flippant to need much notice. Time will prove that very few will be eliminated.

² Vol. vi. p. 76.

Unionida. The numerous new species which have been made known since, have satisfied me that this character cannot be so extensively and usefully applied as I then thought it could, and that it is not, in fact, free from the same objection which pervades so many generic characters as adopted by the most intelligent naturalists, viz., that perfect fading and mingling of character which interferes with all the systems yet formed.

Sowerby, after examining into the propriety of dividing the Family into genera, came to the conclusion of keeping but one genus, viz., *Unio*: this he divided into A without teeth, B with teeth. These he subdivided into winged and not winged. Another subdivision followed these, on the presence, form, and absence of teeth. There is evidently much merit in this division, but it is not perfect; nor ought we to expect perfection, I believe, in any system.

Ferussac informed me, when in Paris, that he proposed to consider the Family *Nayades* to consist of one genus, *Margaritifera*, which genus he divides into the following subgenera: 1. *Anodonta*; 2. *Iridina*; 3. *Dipsas*; 4. *Triquetra*;¹ 5. *Alasmodonta*; 6. *Unio*.

Swainson, in his *Malacology*, divides the *Nayades* of Lamarek into several sub-Families and a great number of genera, which do not seem to me to possess characteristics sufficiently different to be adopted. They are as follows:—

<i>Unio</i> . Lam.,	represented by	<i>Unio sulcatus</i> . Lea.
<i>Cunicula</i> . Swain.,	“ “	<i>Unio rubiginosus</i> . Lea.
<i>Ligumia</i> . Swain.,	“ “	<i>Unio rectus</i> . Lam.
<i>Thetiderma</i> . Swain.,	“ “	<i>Unio lacrymosus</i> . Lea.
<i>Megadomus</i> . Swain.,	“ “	<i>M. gigas</i> . Swain.
<i>Æglia</i> . Swain.,	“ “	<i>Unio ovatus</i> . Say.
<i>Naida</i> . Swain.,	“ “	<i>Unio ater</i> . Lea.
<i>Canthyria</i> . Swain.,	“ “	<i>Unio spinosus</i> . Lea.
<i>Mysca</i> . Turton,	“ “	<i>Unio pictorum</i> . Lam.
<i>Potomida</i> . Swain.,	“ “	<i>Unio sinuatus</i> . Lam.
<i>Lymnæda</i> . Swain.,	“ “	<i>Unio alatus</i> . Say.
<i>Iridea</i> . Swain.,	“ “	<i>Unio granosus</i> . Lam.
<i>Castalia</i> . Lam.,	“ “	<i>Castalia ambigua</i> . Lam.
<i>Naia</i> . Swain.,	“ “	<i>Unio corrugatus</i> . Lam.
<i>Hyria</i> . Lam.,	“ “	<i>Hyria syrmatophora</i> . Lam.
<i>Hyridella</i> . Swain.,	“ “	<i>Unio australis</i> . Lam.
<i>Iridina</i> . Lam.,	“ “	<i>Iridina exotica</i> . Lam.
<i>Calliscapha</i> . Swain.,	“ “	<i>Iridina Nilotica</i> . Sow.
<i>Mycetopus</i> . D'Orb.,	“ “	<i>Mycet. soleniformis</i> . D'Orb.

¹ Klein. This, it would appear, Baron Ferussac intended should embrace my genus *Symphynota*, as he included all he knew of them except *S. bialata*.

<i>Lamproscapha.</i> Swain.,	represented by	<i>Anodonta siliquosa.</i> Spix.
<i>Symphynota.</i> Lea,	“	“ <i>Unio levissimus.</i> Lea.
<i>Anodonta.</i> Lam.,	“	“ <i>An. cygnea.</i> Lam.
<i>Hemiodon.</i> Swain.,	“	“ <i>An. areolatus. (edentula. Say.)</i> Swain.
<i>Patularia.</i> Swain.,	“	“ <i>An. rotundus.</i> Spix.
<i>Calceola.</i> Swain.,	“	“ <i>Unio calceolus.</i> Lea.
<i>Alasmodonta.</i> Say,	“	“ <i>Alus. umbulata.</i> Say.
<i>Uniopsis.</i> Swain.,	“	“ <i>U. mytiloides.</i> Raf.?
<i>Margaritana.</i> Schum.,	“	“ <i>M. margaritifera.</i> Lin.
<i>Complanaria.</i> Swain.,	“	“ <i>Alus. rugosa.</i> Barnes.

Retzius, *Nova Testaceorum Genera*,¹ 1788, established the genus *Unio*, of which he makes two divisions, viz.:—

* Without lamellar teeth—

1. *Unio margaritiferus.* Represented by *Mya margaritifera.* Lin.

** With lamellar teeth—

2. *Unio crassus.* “ “ *Unio crassissimus.* Fer.
 3. *Unio tumidus.* “ “ *Unio ovalis*, of British Zoologists.
 4. *Unio pictorum.* “ “ *Unio pictorum.* Lin.
 5. *Unio ovalis.* “ “ *Unio tumidus.* Retz.
 6. *Unio corrugatus.* “ “ *Unio corrugatus.* Lam.

Mr. Gray, in his excellent *List of Genera (Zool. Soc. Proceedings, 1847)*, divides Lamarck's *Nayades* into three Families, viz.:—

Family 9th. UNIONIDÆ. 10th. MUTELADÆ. 11th. MYCETOPODIDÆ.

The *Unionidæ* consists of nine genera, viz.: *Anodonta*, Cuv.; *Margaritana*, Schum.; *Monocondylæa*, D'Orb.; *Unio*, Retzius; *Barbala*, Humph.; *Lamproscapha*, Swain.; *Anodonta*, Lam.; *Byssanodonta*, D'Orb.; *Glabaris*.

Family 10th. MUTELADÆ consists of five genera, viz.: *Mutela*, Scopoli; *Leila*, Gray; *Pleiodon*,² Con.; *Paxyodon*, Schum.; *Prisodon*, Schum.

Family 11th. MYCETOPODIDÆ consists of one genus, viz.: *Mycetopus*, D'Orb.

M. D'Orbigny, in his *Voyage Am. Merid.*, vol. v. p. 594 (1835 to 1843), divides

¹ I have never been able to examine this rare work until recently, it being now in the Library of the Academy of Natural Sciences. The establishment of the genus *Unio* has been usually given, by French authors, to Bruguière, but the English and German writers give it to Retzius so universally, that I have followed them. The author of this dissertation would appear from the title-page to be L. M. Philipsson; Retzius being the presiding officer of the institution. But it is understood to be a fact that papers written by officers of the Universities in Germany have been sometimes published under the names of students as Theses, and it is said that this is one of such cases.

² I do not see any reason for throwing out *Iridina* and taking in its place the name of *Pleiodon*, which was unnecessarily given to a shell well known and figured long before, and described both generically and specifically, viz., the *Iridina ovata*, Swain.

the family into genera according to the form of the mantle, the form of the foot, and according to the character of the shell.¹

“Qui se divisent zoologiquement en plusieurs genres d'après la forme du manteau, la forme du pied, et d'après les caractères seuls de la coquille. On pourrait les diviser ainsi qu'il suit.”

1. Manteau fermé jusqu'au tiers inférieur de la coquille, pourvue des deux tubes distincts, &c. = *Iridina*, Lam.

2. Manteau fermé seulement sur la région anale, où il y a deux tubes distincts, &c. = *Castalia*, Lam.

3. Manteau ouvert sur toute sa longueur, une ouverture anale seule distincte, &c. = *Mycetopus*, D'Orb.

4. Manteau ouvert sur toute sa longueur une ouverture anale seule distincte.

A. Coquille pourvue des dents variables à la charnière = *Unio*, Retz.

B. Coquille pourvue d'une seule dent = *Monocondylaea*, D'Orb.

C. Coquille sans dents à la charnière = *Anodonta*, Lam.

Prof. Troschel, in *Wiegmann's Archives*, vol. xiii. 1847, divides the family, by their anatomical structure, into nine genera, viz.:—

UNIO (Retzius). The mouth lips are wider than long, united as far as the middle on the posterior margin. The margin of the mantle entirely open; the outer branchia united to the mantle to its very extremity; the inner branchia not united to the foot; the foot is tongue-shaped, thick, somewhat produced anteriorly. (*Unio tumidus*, Retz., and *Unio Hopetonensis*, Lea.)

MARGARITANA (Schumacher). (*Alasmodonta*, Say.) The mouth lips are wider than long, united along two-thirds of the posterior margin. The mantle entirely open; the outer branchia is free posteriorly, and lies in a fold of the mantle; the interior branchia is united to the foot anteriorly, but along the greater part of the foot it is free; the foot is tongue-shaped, somewhat produced anteriorly. (*Mya margaritifera*, Lin.,) Tab. 6, Fig. 1.

HYRIA (Lam.) The mouth lips as wide as long, not united. The mantle margin inferiorly is open, posteriorly closed, so as to make a branchial and anal aperture. The outer branchia united to the mantle to its extremity; the interior branchia is united to the foot; the foot tongue-shaped, thick, somewhat produced anteriorly. (*H. syrmatophora*, Lam.,) Tab. 6, Fig. 3.

CASTALIA (Lam.) The mouth lips a little wider than long. The margin of the mantle inferiorly is open, posteriorly so united that the branchial and anal apertures are closed; the branchial aperture is surrounded with cirri; the anal aperture smooth; the outer branchia united to the mantle all the way to its extremity; the inner branchia——(?); the foot tongue-shaped, thick, somewhat produced anteriorly. D'Orbigny, *Voy.*, &c. (*Castalia ambigua*, Lam.)

DIPSAS (Leach). Animal unknown. Shell closed entirely (*Dipsas plicatus*, Leach).

ANODONTA (Lam.) The mouth lips are broader than long, united to the middle of the posterior margin; the mantle margin is entirely open; the outer branchia united to the mantle to its

¹ M. D'Orbigny, in his *Voy. dans l'Am. Mer.*, v. 5, pt. 3, p. 502, says that the eleven genera made by Agassiz out of the *Myæ* may all be placed in existing genera.

extremity; the inner branchia not united to the foot; the foot is thick, tongue-shaped, somewhat produced anteriorly. (*An. cygnea*, Lam.)

IRIDINA (Lam.). Mouth lips longer than wide, not united; mantle margin united as far as the foot, so that the branchial and anal apertures are closed; the outer branchia united to the mantle as far as its extremity; the inner branchia entirely united to the foot; foot thick, tongue-shaped, somewhat produced anteriorly. (*I. cælestis*, Lea.)

SPATHIA (Lea). The mouth lips are longer than wide, and not united. The mantle margin is closed behind, so that the branchial and anal apertures are closed; on the under margin the mantle is entirely open; the outer branchia is united to the mantle all the way to its extremity; the inner is not united to the foot; the foot is thick, tongue-shaped, somewhat produced anteriorly. (*S. rubens*, Lea,) Tab. 6, Fig. 2.

MYCETOPUS (D'Orbigny). The mouth lips longer than wide; the mantle margin is open to the anal aperture, which is closed; the outer branchia is entirely united, or grown together; the inner —— (?); the foot is very much produced and widened into a knob. (*M. soleniformis*, D'Orb.)

In *The Shells of New England*, by W. Stimpson, Boston (1851), he states that, in the MSS. of Prof. Agassiz, the following divisions into genera are made (of the New England species) on anatomical differences, viz.:—

UNIO, Retzius, emend. Gills free from the abdominal sac, their posterior extremity attached to the mantle; eggs, in the female, filling the whole extent of the outer gill; mantle fringed at both siphonal openings. (*Unio complanatus*, Lea.)

EURYNEA, Rafinesque, emend. Gills attached to the abdominal sac, leaving no communication between the pedal and the upper gill cavities; eggs received in the sacs of the posterior part of the outer gill; mantle fringed at the posterior half of its ventral edge, and at the branchial and anal siphons. (*Unio prælongus*, Bar.)

LAMPSILIS, Raf., emend. Gills attached; eggs in the posterior part of the outer gill; mantle fringed at both siphonal openings, and having fleshy thickenings and processes at its posterior ventral edge. (*Unio radiatus*, Lam.)

METAPTERA, Raf., emend. Gills attached; eggs in posterior part of gill; a broad expansion of mantle upwards; superanal opening long; both siphonal openings fringed. (*Unio alatus*, Say.)

COMPLANARIA, Swain, emend. Gills free, united to the mantle to its margin; outer gill filling entirely with eggs; superanal opening long; both siphonal openings fringed; palpi united along their posterior edge for two-thirds of their length. (*Alasmodonta rugosa*, Bar.)

MARGARITANA, Schum. Gills free from abdominal sac, their posterior extremity not united to the mantle; anal opening or region of mantle not fringed; branchial fringed. (*Alasmodonta arcuata*, Bar.)

ALASMODONTA, Say, emend. Gills attached to abdominal sac, attached also to the mantle to their extremity; branchial siphon fringed; anal large, not fringed; eggs —— (?). (*Alasmodonta marginata*, Say.)

STROPHITUS, Raf., emend. Gills attached; eggs received in the whole extent of the outer gill; anal opening not fringed. (*Anodonta undulata*, Say.)

ANODONTA, Brug. Gills free; eggs throughout the gill; anal opening not fringed. (*Anodonta Benedictensis*, Lea.)

Soon after the appearance of Dr. Stimpson's publication from Prof. Agassiz's MSS. I tabulated his divisions and those of Prof. Troschel for my own use. To these I occasionally added notes, and I produce the tables here for reference.

TROSCHER'S DIVISIONS OF THE FAMILY UNIONIDÆ.¹

DIAGNOSIS OF THE FAMILY OF UNIONIDÆ.—Shell with epidermis; without emargination in the mantle; two muscles, the anterior of which makes commonly three impressions in the shell; one exterior ligament; mantle without branchial and anal tubes, and without retractile muscles; two external and two internal mouth lips which are large and rounded, and internally perpendicularly striate; two branchiæ on each side, united to each other behind the foot for the whole length; branchial filaments not separate. All live in fresh water.

	<i>Mouth Lips.</i>	<i>Mantle.</i>	<i>Branchiæ.</i>	<i>Foot.</i>
¹ Unio. Retz. tumidus.	Wider than long, united to mid. post. margin.	Margin entirely open.	Outer united to mantle to extremity. Inner not united to foot.	Tongue-shaped, thick; produced anteriorly.
Margaritana. Sch. margaritifera.	Wider than long, united to $\frac{2}{3}$ post margin.	Entirely open.	Outer is free posteriorly. Inner united to foot anteriorly, but free the greater part.	Tongue-shaped, thick; somewhat produced anteriorly.
Hyria. Lam. syrmatophora.	Wide as long, not united.	Margin inf. open. Post. closed to make branchial and anal apertures.	Outer united to the mantle to extremity. Inner united to the foot.	Tongue-shaped, thick; somewhat produced anteriorly.
Castalia. Lam.	Little wider than long.	Margin inf. open. Post. closed to make branchial and anal apertures.	Outer united to mantle to extremity. Inner ———?	Tongue-shaped, thick; somewhat produced anteriorly.
Dipsas. Leech.	Animal unknown.			
² Anodonta. Lam. cellensis.	Wider than long, united to middle of posterior margin.	Margin entirely open.	Outer united to mantle to extremity. Inner not united to foot.	Tongue-shaped, thick; somewhat produced anteriorly.
Iridina. Lam. caelestis.	Longer than wide, not united.	Margin united as far as the foot, so that branchial and anal apertures are closed.	Outer united to mantle to extremity. Inner entirely united to foot.	Tongue-shaped, thick; somewhat produced anteriorly.
Spatha. Lea. rubens.	Longer than wide, not united.	Margin closed behind, so that the bran. and anal apertures are closed; entirely open on the under margin.	Outer united to mantle to extremity. Inner not united to foot.	Tongue-shaped, thick; somewhat produced anteriorly.
Mycetopus. D'Orb.	Longer than wide.	Margin open to anal aperture, which is closed.	Outer entirely united. The inner ———?	Produced and widened into a knob.

¹ Wiegman's Archives, 1847, v. 13.

² The genera *Unio* and *Anodonta* are described exactly the same!!

AGASSIZ'S DIVISION OF UNIONIDÆ.¹

	Palpi.	Mantle.	Gills.	Foot.
² <i>Unio</i> . <i>Retz.</i> Emended. <i>U. complanatus</i> . <i>Lea.</i>		Fringed at both siphonal openings.	³ Free from abdominal sack, post. extremity attached to mantle. Eggs filling extent of outer gill.	
<i>Euryaca</i> . ⁴ <i>Raf.</i> Emended. <i>U. prelongus</i> . <i>Bar.</i> <i>nasutus</i> . <i>Say.</i>	}	Fringed at posterior half of ventral edge, and at branch. and anal siphons.	Attached to abdom'l sack. No opening between pedal and upper gill cavities. Eggs in posterior part of outer gill.	
<i>Lampisilla</i> . ⁴ <i>Raf.</i> Emended. <i>U. radiatus</i> . <i>Lam.</i>		Fringed at both siphonal openings, having fleshy thickenings and processes at post. ventral edge.	Attached. Eggs in posterior part of outer gill.	
<i>Metaptera</i> . ⁴ <i>Raf.</i> Emended. <i>U. alatus</i> . <i>Say.</i> ⁷		Broad expansion upwards. Superanal opening long. Both openings fringed.	Attached. Eggs in posterior part of gill.	
<i>Complanaria</i> . <i>Swain.</i> Emended. <i>Alas. rugosa</i> . <i>Bar.</i> ⁸	United along the posterior edge $\frac{2}{3}$ of the length.	Superanal opening long. Both siphonal openings fringed.	Free. United to the mantle to its margin. Outer gill filled entirely with eggs.	
<i>Margaritana</i> . <i>Schum.</i> <i>Alas. arenata</i> . <i>Bar.</i>		Anal opening of mantle not fringed; branchial is fringed.	Free from abdominal sack. Post. extrem. not united to mantle.	
<i>Alasmodonta</i> . <i>Say.</i> Emended. <i>Alas. marginata</i> . <i>Say.</i>		Branchial opening fringed. Anal opening large, not fringed.	Attached to abdominal sack; ⁹ attached also to mantle to the extremity.	
<i>Strophitus</i> . <i>Raf.</i> Emended. <i>An. undulata</i> . <i>Say.</i> ¹⁰		Anal opening not fringed.	Attached. Eggs received in the whole extent of outer gill.	
<i>Anodonta</i> ¹¹ <i>Brug.</i> <i>An. benedictensis</i> . <i>Lea.</i>		Anal opening not fringed.	Free. Eggs throughout the gill.	

¹ *Shells of New England*, 1851, by Wm. Stimpson.

² *U. infucatus*, Con. seems in the alcoholic specimen not to have the anal opening fringed. Also, *Unio metanever*, Raf. and *lacrymosus*, Lea.

³ *U. multiplicatus*. Out of five large ones, three were attached the whole length, and two open for a short distance. *U. Berlandierii* had four out of five attached; the fifth slightly open.

⁴ Rafinesque gives no anatomy. This is his generic description of the genus: "Valves very transverse or very large. Axis almost lateral."

⁵ Raf. says: "Mollusc like that of *Unio*, but has apparent short siphons."

⁶ Raf. says: "Mollusc like that of *Unio*."

⁷ There is no essential difference in the diagnoses of these three genera.

⁸ *Alas. rugosa*, Bar. has not the anal opening fringed.

⁹ *Alas. marginata*. Six specimens from Mohawk River were all more or less open; some a mere point at posterior end of the foot! See *U. Novi-Eboraci*; Obs. x. 55. Some attached, some not.

¹⁰ Prof. A. says: "Anal opening not fringed, but it is very minutely fringed."

¹¹ *An. Fernesaciana*, Lea, has papillæ on the anal opening.

Unio pustulosus, Lea, has no papillæ or crenulations on the anal opening.

Unio Kleinmanni, Lea, has no papillæ, but has slight crenulations.

Unio Forsheyi, Lea, has no papillæ.

Unio Tappaniana, Lea, has no papillæ, but has slight crenulations.

Unio lævissimus, Lea, has no papillæ on the anal opening.

Unio Blandiana, Lea, has no papillæ on the anal opening.

Unio Houstonensis, Lea, has no papillæ.

Unio verrucosus, Bar. has no papillæ.

The very uncertain characters by which Prof. Agassiz proposed to divide this Family induced me to make notes of many species in which the anatomy did not seem to me to accord with his views. His principal character is the opening or closing of the pedal and upper gill cavities. "Gills free from abdominal sac," and "Gills attached to abdominal sac."¹ Another important character is the possession

¹ *Shells of New England*, by W. Stimpson, p. 13.

or absence of "fringes on the siphonal openings." I have frequently observed, in different individuals of *the same species*, that this condition—freedom and attachment—was found. It does not, therefore, seem to be worthy of a specific difference, much less a generic one. Thus in five large perfect specimens of *U. multiplicatus*¹ (nobis), I found three to be united the whole length of the branchia, while two were opened for a short distance.² In *U. Novi-Eboraci* some were attached and some free. *U. Berlandierii* has branchiæ free and not free. *Alasmodonta marginata*, as emended by Prof. A.: "Gills attached to abdominal sac." Six specimens from Mohawk River, N. Y. I found to be all more or less open.

As regards the generic character of *Unio* emended, the "mantle fringed at both siphonal openings." I found the following *Uniones without fringe* (papillæ) on the anal opening, viz.: *triangularis, cylindricus, pressus, ligamentinus, lævissimus, verrucosus, metanecra, lacrymosus, dehiscens*, and some others. The following have slight crenulations on the anal opening, viz.: *multiradiatus, rectus, retusus, irroratus, ovatus, purpuratus, asper, declivis*. The generic character of *Anodonta*, "anal opening not fringed." The *An. Ferussaciana* has papillæ on the anal opening.³ *A. Oregonensis* and *A. fragilis* have crenulations on the anal opening.

Complanaria, Swain, emended: *Alasmodonta rugosa, Bar.* Prof. A. says: "both siphonal openings fringed." Specimens from Mohawk, N. Y., had not the anal opening fringed.

Subsequently to the publication by Dr. Stimpson of the MS. diagnoses of Prof. Agassiz, he in *Archiv für Naturgeschichte*, in 1852, divides the "*Najades*" into two large groups:—

First Group has exterior gills joined the whole length of the foot, having no direct communication between the lower free cavity and the upper portion, as in *U. Sowerbyanus, triangularis, &c.*

Second Group. Those which have a *free communication* between the cavity of the gills and the lower cavity of the belly, as in "*Unio irroratus, U. lineolatus, Raf.*"

The genera of the *First Division* are:—

1. *Dysnomia*. Ag. . . . *foliatus*. Hild. and *perplexus*. Lea.
2. *Scalenaria*. Raf. (Ag.) *sulcatus*. Lea.
3. *Truncilla*. Raf. (Ag.) *triangularis*. Bar. and *arcaformis*. Lea.
4. *Lampsilis*. Raf. . . . *radiatus*. — — —
5. *Canthyria*. Swain. . . . *spinosus*. Lea.

¹ Two very remarkable characters of some species of *Unio* seem not to have been noticed by Prof. Agassiz: *rubiginosus, Kleinianus, multiplicatus*, and *subrotundus* have all the *four leaves* of the branchiæ pervaded by the uterus, and the first and last have *red ova*.

² See note in Obs. vii. 40.

³ Obs. x. 87.

6. Euryntia. Raf. . . . rectus. Lam.
7. Metaptera. Raf. . . . alatus, gracilis, &c.
8. Alasmodonta. Say. . . . Alas. marginata. Say. Marg. Raveneliana. Lea.
9. Obovaria. Raf. . . . retusus. Lam.
10. Micromya. Ag. . . . fabalis. Lea.
11. Crypogenia. Ag. . . . irroratus. Lea. dromas. Lea.
12. Plagiola. Raf. . . . U. securis. Lea.
13. Orthonymus. Ag. . . . cylindricus. Say.
14. Tritogonio. Ag. . . . tuberculatus. Bar.
15. Quadrula. Raf. . . . metanever. Raf.
16. Rotundaria. Raf. . . . verrucosus. Bar.
17. Complanaria. Swain. . . . Al. complanata, &c.
18. Pleurobema. Raf. . . . U. clava. Lam.
19. Uniopsis. Swain. . . . Al. edentula. Say.
20. Margaritana. Schum. . . . Al. arcuata. Bar.¹
21. Hemilastena. Raf. . . . U. dehiscens. Say. oriens. Lea.
22. Unio. Retzius. . . . U. nasutus, &c.

In these generic divisions, by D'Orbigny, Troschel, and Agassiz—all founded on anatomical structure—it will be observed that they do not differ essentially in their modes of division; and I do not hesitate to express the opinion that our knowledge of the structural differences of the soft parts of these animals is not yet sufficiently advanced to found a perfect or permanent system. That such a one would be instituted I have not doubted, and I so expressed myself in 1838, in a note on *Anodonta Blainvilliana* (nobis), in my *Synopsis*, 2d ed. p. 31,² and I trust that the surviving able physiologists whom I have cited above, will continue to give their labors to an investigation which cannot but produce rich results; but I am disposed to think that, until malacologists have examined carefully the soft parts of most of

¹ Prof. Agassiz says that *Al. arcuata*, Bar. and *Marg. margaritifera*, Schum. differ, in which I do not agree with him.

² Aware of the great importance of a knowledge of the *soft parts* of the species of this family, some of which present very different and well-marked characteristics, I have since the publication of the 2d and 3d editions given much time and laborious attention to their careful dissection and diagnoses, sometimes examining more than a hundred individuals of a species. These descriptions of the soft parts have been published in various papers in the *Trans. Am. Ph. Soc.* and *Jl. Acad. Na. Sci.*, and in my *Observations on the Subgenus Unio*, vols. 1, 2, 6, 7, 8, 9, 10, 11, and 12. These descriptions consist of the Subgenus *Unio*, 211; *Margaritana*, 14; *Anodonta*, 26; *Monocondylæa*, 2; *Mycetopus*, 1—in all, the soft parts of 254 species. Many embryonic forms, which have also had my particular attention, and which present such diverse and peculiar forms, have been described and figured by me in the *Jl. Acad. Na. Sci.*, vols. iv. and vi., and *Obs.* v. 6 and 12, so far as I have been able to obtain them.

Very recently I have received from Dr. F. A. Forel, of Morges, Switzerland, his very able Memoir* on the development of the *Unionidæ*. The anatomy of the embryos, with the illustrations, is worthy of great praise, and cannot fail to be appreciated as an important advance in this direction.

* Beiträge zur Entwicklungsgeschichte der Najaden. Würzburg, 1867.

the existing numerous species—the exo-skeletons¹ (so to call them) of which have only come under our notice—the facilities which a good system ought to afford cannot be reaped by a partial anatomical knowledge, which does not now embrace, probably, one-fifth of the ascertained species of the family. Besides this, I am not at all disposed to think that we can entirely dispense with the aid we find in the various characters of the exo-skeletons, in making our sub-groups. They often, in fact, afford striking and obvious differences, which the eye schooled with but little experience can with facility and certainty detect, and which, if happily grouped by an experienced eye, may greatly aid the student. These considerations have induced me still to retain nearly the same divisions in this which I used in the third edition, with a few additional divisions.

Messrs. H. and A. Adams, in *The Genera of Recent Molluscs*, vol. ii. 1858, adopt the following *Subgenera of Unio*:—

Banosta. Raf.	Naidea. Swain.
Obovaria. Raf.	Niäa. Swain.
Hyridella. Swain.	Lampsilis. Raf.
Canthyria. Swain.	Iridea. Swain.
Rotundaria. Raf.	Quadrula. Raf.
Diplodon. Spix.	Dysnomia. Agass.
Metaptera. Raf.	

In vol. iii. of the *Trans. Am. Phil. Soc.*, p. 398, Mr. Nicklin expressed the opinion “that the seven genera, now referred to the Family of *Unionidæ*, are founded in artificial distinctions, and not in nature; and that, in fact, the family contains but one genus.”²

In consequence of the enormous extent to which the Family *Unionidæ* is expanded, it is absolutely necessary to establish many groups and sub-groups, so as to make a systematic arrangement accessible to the student of this branch of zoology. I therefore divide the family into two genera, *Margaron*³ and *Platiris*. The first is divided into ten subgenera, and the latter into three subgenera. These are again divided

¹ Forming the calcareous coverings and fulera for muscular fibres, as well as protection from exterior forces.

² The entire uncertainty of the divisions of Mr. Rafinesque, or their multiplied, useless, and incomprehensible groups, are not deemed important to insert here. Nor the synoptical tables of Mr. Conrad, which differ so much from each other, the last being founded very much on that of Rafinesque.

³ In the second edition, I proposed the name of *Margarita*, but, this name being pre-occupied by Dr. Leach for a genus separated from *Turbo*, I substituted in the third edition that of *Margaron* (*μαργαρον*, *Unio*).

into symphynote and non-symphynote, which groups are again divided into plicate, nodulous, spinous, sulcate and smooth shells. Each of these is subdivided into nine groups dependent on the outline of the plane of the valve, viz., into quadrate, triangular, oblique, oval, oblong, subrotund, wide, obovate, and arcuate, as in the following table:—¹

¹ In regard to priority of claims of date, I have never considered that the old rule of dating the discovery of a species at the time it was read before a scientific society, should have been altered as it has been by many bodies of science. My experience has satisfied me that justice to the discoverer could best be rendered by retaining the old rule. In all cases I adhere to this, and date my papers in accordance, and accord the same to others. It is the custom with the two leading societies of Europe, the French Academy and the Royal Society, as well as the American Philosophical Society in this country, the Asiatic Society of Bengal, and others. The Report of the Committee of the British Association, Aug 1856, recommends a Catalogue of European and American Philosophical Memoirs to be made, and, where published in Transactions, the date of reading to be stated. Under the cover of the rule of printed issue, Mr. Conrad* and Mr. W. G. Binney have misstated dates of many of my species, which dates are erroneous even under the rule of printed issue. Thus Mr. Binney, in the publications of the "Smithsonian Collections," *Bibliography of North American Conchology*, Part I. 1863, gives the dates which he finds in the imprint of a volume, although he knew that parts of the volume were issued printed, perhaps years before. I therefore protest against the manifest errors which arise from such proceeding. This is in accordance with the fact that while he published in this volume the erroneous dates of Mr. Conrad's Synopsis regarding my species of *Unionidæ*, he omitted my tables of rectification of these dates, which of course rendered the Bibliography incomplete and was an act of injustice to the science of the country. When the omission was pointed out by me to Prof. Henry, Sec. of the Smithsonian Institution, he kindly promised it should be remedied in an appendix.

In the following year, when Part II. came out, in Appendix to Part II. Mr. Binney inserted a *simple list* of little more than a page of my species *without a single date!* This list was a mere mockery, and the observation that "Mr. Lea having requested that the whole of his '*Rectification*' should be published, I add a list of the species to which he refers in that paper, in addition to those quoted by me on p. 384, Part I." is not the fact.† I never requested Prof. Henry to have the whole of my "*Rectification*" published in this Bibliography; I wished only the *tables of species with dates* of the time read and the time issued printed, and I sent a copy marked as requested by Prof. Henry, to be so inserted. Mr. Binney had given Mr. Conrad over eight pages, double column, for his Synopsis, and to my "*Rectification*" four lines!! Addressing Prof. Henry on this second wrong, he requested another marked copy with the tables I wished to be inserted, and in Appendix iv. 1866, under his own name, I obtained this very slow *partial* justice.

* Mr. Conrad in his "Catalogue of the Eocene and Oligocene Testacea of the United States," in *Am. Jl. of Sci.*, vol. i., makes some of my species synonyms to his, by dating mine in "1834," while my "Contributions to Geology" was on sale about the first of Dec. 1833, and has the imprint of 1833! It had an extended notice in the Jan. No. following of Silliman's Journal.

† "I send you at once the part of my '*Rectification*' which should have been inserted to neutralize the poison of the '*Synopsis*' of Mr. Conrad."—*Extract of Letter of I. Lea to Prof. Henry*, Nov. 20, 1863.

And in my letter of Feb. 8, 1866, to Prof. Baird, who was attending to the "Smithsonian Collections," I said, "You must be aware that I *never* requested to have my '*Rectification*' reprinted.' It was only these important tables of facts and not the argument," &c.

Mr. Tryon, in his excellent "*American Journal of Conchology*," vol. i. p. 270, commenting on these errors of dates says, "Mr. Lea, however, immediately proved the time of publication (printed) of some of these parts of the volumes of Transactions, and, consequently, the prior date of certain of his species by evidence which has never been questioned. Yet Mr. Binney has not deemed it advisable even to mention the dates stated by Mr. Lea, except in regard to four species only, and thus those who in future times depend, as they certainly will, on the Bibliography, for the synonymy of these species, will be misled into the perpetration of a wrong."

FAMILY UNIONIDÆ. I. GENUS MARGARON.	1. Subgenus <i>Triquetra</i> , ¹ Having a cardinal and lateral tooth, and furnished with two siphons.	{ Symphynote— <i>Hyria corrugata</i> . <i>Lam.</i>
	2. Subgenus <i>Prisodon</i> , ² Having a cardinal and lateral tooth trans- versely striate, and furnished with two siphons.	{ Non-Symphynote— <i>Castalia ambigua</i> . <i>Lam.</i>
	3. Subgenus <i>Unio</i> , Having a cardinal and lateral tooth.	{ Symphynote— <i>Unio alatus</i> . <i>Say.</i> { Non-Symphynote— <i>U. pictorum</i> . <i>Lam.</i>
	4. Subgenus <i>Margaritana</i> , Having one tooth (cardinal).	{ Symphynote— <i>Alas. complanata</i> . <i>Barn.</i> { Non-Symphynote— <i>Al. undulata</i> . <i>Say.</i>
	5. Subgenus <i>Plagiodon</i> , Having a double transverse cardinal tooth	{ Non-Symphynote— <i>Plag. isocardi-</i> <i>oides</i> . <i>Lea.</i>
	6. Subgenus <i>Monocondylœa</i> , Having a simple callus.	{ Non-Symphynote— <i>Mono. Paraguay-</i> <i>ana</i> . <i>D'Orb.</i>
	7. Subgenus <i>Dipsas</i> , Having a linear tooth under the dorsal margin.	{ Symphynote— <i>Dipsas plicatus</i> . <i>Leach.</i>
	8. Subgenus <i>Anodonta</i> , Having no teeth.	{ Symphynote— <i>An. magnifica</i> . <i>Lea.</i> { Non Symphynote— <i>An. fluviatilis</i> . <i>Dill.</i>
	9. Subgenus <i>Columba</i> , Without teeth, but having an inflected pallear cicatrix.	{ Non-Symphynote— <i>Columba Blainvil-</i> <i>liana</i> . <i>Lea.</i>
	10. Subgenus <i>Byssanodonta</i> , ³ Having no teeth, but is always attached by a byssus.	{ Non-Symphynote— <i>Byssanodonta Pa-</i> <i>ranensis</i> . <i>D'Orb.</i>

¹ Since the publication of the second edition of this *Synopsis*, the soft parts of *Triquetra* (*Hyria*, *Lam.*) have been obtained, and Mr. Gray, in the *An. and Mag. Nat. Hist.*, vol. vi., gives us the anatomy. "The mantle lobes of the species of this genus brought from British Guiana by Mr. Schomburgh are united together behind, and furnished with two short, separate, contractile siphons, like the animals of *Iridina* and *Leila*, though the submarginal impression of the shell does not show indications of any inflections behind."

² M. D'Orbigny, in his *Voy. Am. Mer.*, vol. v. p. 597, gives a description of the soft parts of *Prisodon* (*Castalia*, *Lam.*). Mantle open the whole length, except at the anal region, where it is closed, and presents two short distinct tubes, of which one—branchial—is larger and furnished with ciliæ round its edge. Buccal appendages rounded, very large. Foot much compressed, thicker and bent behind.

³ This very remarkable fresh-water bivalve, *Byssanodonta Paranensis*, by D'Orbigny (*Voy. dans*

FAMILY UNIONIDÆ. II. GENUS PLATIRIS ¹	1. Subgenus Iridina, Having a granulate dorsal margin, and furnished with two siphons.	{ Non-Symphynote—I. exotica. <i>Lam.</i>
	2. Subgenus Spatha, Having a dorsal margin non-crenulate, and furnished with two siphons.	{ Non-Symphynote—I. rubens. <i>Desh.</i>
	3. Subgenus Mycetopus, Having a straight, smooth, dorsal margin, and furnished with a long extensile foot.	{ Non-Symphynote—Myc. soleniformis. <i>D'Orb.</i>

After the divisions of Symphynote and Non-Symphynote shells, we have the four conditions in which the outward surface of the shell is found, viz.:—

- | | |
|---------------------------|--------------------------|
| 1. Plicate. ² | 4. Sulcate. ⁵ |
| 2. Nodulous. ³ | 5. Smooth. ⁶ |
| 3. Spinous. ⁴ | |

Each of these subdivisions group according to the form of their outline, thus:—

- | | |
|-----------------------------|-----------------------------|
| 1. Quadrate. ⁷ | 6. Subrotund. ¹² |
| 2. Triangular. ⁸ | 7. Wide. ¹³ |
| 3. Oblique. ⁹ | 8. Obovate. ¹⁴ |
| 4. Oval. ¹⁰ | 9. Arcuate. ¹⁵ |
| 5. Oblong. ¹¹ | |

v'Amér. Mérid.), was observed by him in the Rio Parana above Corrientes. It resembles an *Anodonta*, but remains always attached by a *byssus* proceeding from the foot. It has anterior and posterior adductor muscles. The interior is not *nacée*. The inner posterior portion is violet-brown; the anterior is white. It is attached to rocks below low-water mark. It has not been as well observed in regard to its habits and anatomy as it deserves to be. M. D'Orbigny places it among the *Unionidæ*, in which family it no doubt will be found properly to belong by its anatomical structure. Unfortunately the soft parts were destroyed before an examination was made. The genera *Etheria*, *Mulleria* (*Acostæa*, D'Orb.), *Galatea*, *Cyelas*, and *Dreissena*, also inhabit fresh water, and have their affinities.

¹ Agassiz, in *Nomenclator Zoologicus*, changes this name to *Platyiris* as being more correct, but Hermannsen, in *Generum Molluscorum*, says *Platiris* is correct.

² *Unio plicatus*. *Lesueur*.

⁵ *Unio Kraussii*. *Lea*.

³ *Unio pustulosus*. *Lea*.

⁶ *Unio complanatus*. *Solan*.

⁴ *Unio spinosus*. *Lea*.

No regard, of course, is paid in this division to the folds or undulations of the beaks, as all the species are more or less disposed to this character, which is very valuable in discriminating the species.

⁷ *Unio asperimus*. *Lea*.

¹² *Unio circulus*. *Lea*.

⁸ *Unio triangularis*. *Barnes*.

¹³ *Unio rectus*. *Lam*.

⁹ *Unio clavus*. *Lam*.

¹⁴ *Unio modioliformis*. *Lea*.

¹⁰ *Unio ligamentinus*. *Lam*.

¹⁵ *Unio crassus*. *Retzius*.

¹¹ *Unio complanatus*. *Solan*.

In regarding these outlines, the shell is supposed to be lying on its side with the ligament furthest removed from the observer, and the beak to the right of it. The base will, of course, be nearest to him, and the anterior margin will be to his right, while the posterior margin will be to his left. This is my mode of arranging my whole cabinet, which contains over 9500 specimens of this family, each differing in sex, age, some characteristic, or in geographical distribution.

In attempting to make a complete synopsis of the *Unionidae*, much labor has necessarily been expended. I do not present this as a perfect work, but it has been made as nearly so as the opportunities in my possession permitted. Errors may have arisen from two sources: first, default of judgment; second, from accident, owing to the mass of research necessary to accomplish the object, considering the crude state the subject has been in. I shall be most agreeably disappointed if there be not parts pointed out as erroneous which are substantially correct. It will be observed that the works of M. Rafinesque are but little quoted. This has arisen from the utter impossibility of satisfying myself as to his species, causing me at an early period to abandon the task of making out his very imperfect descriptions. His own discrepancy in the names sent to Ferussac,¹ and those which are attached to specimens here, together with the want of accordance in the tables made out by his friends, have induced me to regard his claims as being too slender to rely upon the decisions, so contradictory, of the several parties, in the absence of the individual specimens noted. In the absence of these specimens, which no naturalist has, I believe, ever seen but the Professor, I feel myself compelled to prefer other authorities, which are now almost universally received by our malacologists. I am the more fortified in this conclusion, when I see that Mr. Conrad, his most ardent advocate, acknowledges that he (Rafinesque) has made six species from a single one;² and the absurdity is still stronger when we turn to M. Rafinesque's monograph, and find that this single species has furnished *several genera*, and is placed, in fact, in *two different sub-families!!!*

How far M. Rafinesque ought to be considered worthy of authority at home and abroad may be understood by the opinions of the following distinguished writers.

The late Dr. Binney, in his admirable work on "Terrestrial Mollusques of the United States," says the papers of Rafinesque "are not deemed worthy of any con-

¹ "Les erreurs involontaires qui échappent à M. Rafinesque dans ses envois augmentent aussi la difficulté de reconnaître ses espèces. Nous avons reçu de lui les mêmes coquilles sous différents noms, et d'autres avec des noms évidemment autres que ceux qu'elles portent dans sa Monographie. Il en est résulté une difficulté inextricable pour la détermination de ses espèces, et pour pouvoir établir une synonymie exacte entre lui et les autres qui, depuis, se sont occupés des Mulettes."—*Magasin de Zoologie*, 1835, Class v., Nos. 59 et 60, p. 13.

² *U. triangularis*. Conrad's *Synoptical Table of New Fresh Water Shells of the United States*, p. 72.

sideration:" vol. i. p. 36: "that they are considered to be destitute of authority, and entirely unworthy of notice." p. 48.

Prof. Asa Gray considered Mr. R. as entirely unworthy of authority, stating that "half his genera and species do not exist at present," and that he described in "Natural History style twelve new species of thunder and lightning."—*Am. Jl. Sci.*, 1841.

Deshayes, *Traité Élémentaire*, vol. ii. p. 198, says that Mr. R. has fallen into a deplorable excess, inspiring no confidence, giving descriptions of that which he did not know.

The following note is from one of the very best of authorities among recent writers:—

"It is much to be regretted that some modern naturalists have tried to find out and bring into use the obscure genera of Risso and the worthless fabrications of Montfort and Rafinesque, which had better have remained unknown."—*Woodward's Rudimentary Treatise*, p. 136.

Did any naturalist ever believe in Mr. R.'s *Tremesia patelloïdes*, a trivalve shell of the Ohio river? (Monographie, p. 54, pl. 82, f. 22 and 24, in *An. Gén. des Sci. Phys. à Bruxelles*, 1820) the three valves of which, with the soft parts, he describes and figures in three views without pretending to have seen it, as he stated in the *Am. Monthly Mag.*; and that he described it from the information of Mr. Audubon, who, it is believed, practised some joke upon him at Louisville, as appears in Mr. Audubon's Memoirs.

In regard to the Catalogue published last year by Baron Ferussac, in which he gives precedence to many of Mr. Rafinesque's names, it must be remembered that this has been done on the authority of others, and not from his inspection of the specimens themselves. Had he known the manner in which these claims had been brought forward, he certainly would have admitted them with doubt, if he admitted them at all.

The observation of Prof. Agassiz in *Archiv für Naturgeschichte*, 1852, that "if the American Naturalists had followed Rafinesque's track, instead of despising him we should have gained a good while ago a treasure of important additions to the anatomy of this family," will surprise most students of American Natural History. I am not aware that a single cotemporary writer considered him worthy of authority or reliance of any kind. I so far disagree from Prof. Agassiz that I believe with some of our most distinguished naturalists that if Mr. Rafinesque had never written a word on the subject of American Malacology and other branches of Natural History, we should have been *more* advanced than we are now; for even Prof. Agassiz himself has been troubled to exhume Mr. Rafinesque's genera, as he states in this paper that

the genera *Amblema* and *Ellipsaria* "are good for nothing," that we can neither make use of these names nor of his *Obliquaria*: and further, "there are several other genera of Mr. Rafinesque's, indeed, that I know not how to dispose of."! If Prof. A. finds it so difficult to follow Mr. Rafinesque's tracks, how can he blame the early American naturalists, who had so much less light than himself?¹ The prejudice expressed above against "American Naturalists" is not warranted, and the whole career of the unfortunate Mr. Rafinesque in this country was not such as to excite the sympathy and the universal good feeling which existed among our early naturalists. When I commenced the study of our Fresh Water Shells I found that my predecessors, Messrs. Say and Barnes, did not credit him with a *single species*; they could not be satisfied of the identity of one. Other naturalists—Griffith, Hyde, Peale, Green, and Stewart—thought three or four could be relied on, and these I adopted. I believe I was the first writer to allow him one. I studied his works faithfully, without prejudice, and certainly without profit, losing much time ineffectually.

In 1836 the Ohio naturalists, Dr. Hildreth, Dr. Kirtland, Dr. Ward, Judge Tappan, Mr. Buchanan and Mr. Clark, after much consultation, made out a list for western naturalists to be finally adopted. They made out 119 species, of which they gave Mr. Rafinesque one, and that with doubt.

Subsequently, when jealousies arose, Mr. Say and Mr. Conrad in 1834 published synoptical tables with the specimens of the North American *Unionidæ* before them, which it was said Mr. Rafinesque had labelled, but they could not with this light give any certainty to Mr. R.'s species, as these tables differ so much as to types and synonyms as to neutralize what their authorities might otherwise have been. The animus of Mr. Say's synopsis may be understood in the fact that in it he did not give me a single species! while Mr. Conrad gave me twenty, and those evidently with reluctance.

The first entry of Mr. Conrad's Synopsis is *U. abruptus*, Say=*cyclips*, Raf., and *calendis*, Raf. Mr. Say's Synopsis does not claim this species, nor does he enter Mr. Rafinesque's two names at all. Mr. Conrad gives *ater*, Lea=*lugubris*, Say. Mr. Say reverses this, and makes my *ater* the synonym. Mr. Conrad gives *cyphius*, Raf.=*cicatricosus*, Say. While Mr. Say claims for himself *cicatricosus* as a type, &c. &c.

¹ Prof. Leidy has been more fortunate in another line of investigation, as he has shown in "*Extinct Mammalia of North America*," p. 376; that he found, in the examination of Mr. Rafinesque's fossil mammals that he had made *three fossil genera* from the bones of the common recent deer, *Cervus Virginianus*.

THE
FAMILY UNIONIDÆ.



FAMILY NAIADES.—Lamarck.

GENUS MARGARON.

I. SUBGENUS TRIQUETRA.¹

All the species preceded by an * are in my Cabinet. The inner column forms the Synonyms.

SYMPHYNOTE TRIQUETRA.	{	<p style="text-align: center;">TRIANGULAR.</p> <p>*corrugata. Lam.</p> <p><i>Hyria corrugata.</i> Lam. Sow. Chenu.</p> <p><i>Hyria rugosa.</i> Cuv.</p> <p><i>Hyria rosea.</i> Lefev. Pot.</p> <p><i>Hyria transversa.</i> Hupé.</p> <p><i>Tellina rosea.</i> Bonh.</p> <p><i>Mya angulata.</i> Wood.</p> <p><i>Unio rugosus.</i> Wagner.</p> <p><i>Paxyodon ponderosus.</i> Schum.</p> <p><i>Triplodon rugosum.</i> Spix.</p>	}		}	<p style="text-align: center;">TRIANGULAR.</p> <p><i>Hyria avicularis.</i> Lam. Child.</p> <p>Crouch. Desh. Guerin. Chenu.</p> <p>Han.</p> <p><i>Hyria syrmatophora.</i> Sow. Cuv.</p> <p>Schom. Swain. Hupé. Han.</p> <p><i>Unio corrugata.</i> Blain.²</p> <p><i>Hyria elongata?</i>³ Swain.</p> <p><i>Hyria cordata.</i> Menke.</p> <p><i>Hyria complanata.</i> Hupé.</p> <p><i>Hyria Castelnauii.</i> Hupé.</p> <p><i>Unio caudatus.</i> Wagner.</p> <p><i>Unio syrmatophora.</i> Desh.</p> <p><i>Prisodon obliquus.</i> Schum.</p> <p><i>Diplodon furcatum.</i> Spix.</p>
SMOOTH.	{	<p>*subviridis. Klein.</p> <p><i>Mya syrmatophora.</i> Gronovius. Gmel.</p> <p>Wood. Dill. Schreib. Schröt.</p>	}		}	

¹ The shell known to zoologists generally as *Hyria corrugata*, Lam., was long before placed by Klein under the generic name of *Triquetra* (*Tentamen Methodi*, 1753, p. 135, Pl. 9, Fig. 36), and Ferussac adopted it, very properly, in preference to *Hyria*. In my former editions, I placed *Hyria* in the subgenus *Unio*, but the animal has been found to possess two syphons, which ought, with other obvious differences, to separate it from *Unio* (Gray, *Annals of Nat. Hist.*, Dec. 1840). Troschel, in *Wiegmann's Archives*, describes the soft parts and the cicatrices. The cicatrices in the *H. corrugata*, he says, differ; which is true, as in the genus *Hyria* there exists usually a very well marked cicatrix, which is deeply impressed, distinct, and lies over the great anterior adductor cicatrix. He also says that the *Unio delphinus* belongs to this genus, as well as a new shell, *Hyria humilis*, from Guiana, described by him.

² The figure of Blainville, pl. 67, fig. 1, is evidently the smooth *Triquetra*, and no doubt is *subviridis*.

³ Mr. Gray thinks this is a "perfectly distinct species." I have never seen the shell, and feel too much in doubt to insert it as such.

SYMPHYNOTE TRIQUETRA.	{	SMOOTH.	{	TRIANGULAR.	}	}	NON-SYMPHYNOTE TRIQUETRA.	{	NODULOUS.	}	WIDE.
				*Browniana. <i>Lea. Han.</i> <i>Hyria humilis?</i> <i>Trosch.</i> ¹							contorta. <i>Lea.</i> <i>T. lanceolata. Lea.</i> <i>Hyria lanceolata. Gray.</i> <i>Arconia lanceolata. Con.</i>

¹ Referred to in *Wiegmann's Archives*, 1847, from Guiana.

II. SUBGENUS PRISODON.¹

NON-SYMPHYNOTE PRISODONTES.	PLICATE.	TRIANGULAR.	NON-SYMPHYNOTE PRISODONTES.	PLICATE.	TRIANGULAR.			
		* <i>truncatus</i> . Schum.			NODULOUS.	<i>Unio ambigua</i> . Blain. Desh. Sow.		
		<i>Cast. ambigua</i> . Lam. D'Orb. Cuv.				<i>Mya ambigua</i> . Wood.		
		Sow. Guerin. Pot. Schum.				<i>Tetraplodon pectinatum</i> . Spix.		
		Swain. Chenu.				SMOOTH.	nodulosus. ⁵ Wood.	
		<i>Cast. quadrilatera</i> . D'Orb. ²						<i>Mya nodulosa</i> . Wood. Dill.
		<i>Cast. inflata</i> . D'Orb.						<i>Chama plumbea</i> . Mühlf.
		<i>Cast. turgida</i> . ³ Hupé.						<i>Unio plumbeus</i> . (Imp. Cab. in Vienna.)
		<i>Cast. retusa</i> . Hupé.						Duprei. Reeluz. ⁶ Chenu.
		<i>Cast. acuticosta</i> . Hupé.						
		<i>Cast. multisulcata</i> . Hupé.						
		<i>Cast. Castelnauvi</i> . Hupé.						
		<i>Cast. Crossiana</i> . Hidalgo. ⁴						
<i>Cast. cordata</i> . Hump. H. & A.								
Adams.								

¹ Schumacher, in his *Nouveau Système*, 1817, p. 138, formed the genus *Prisodon*, in which he included the two now well known shells *Hyria syrmatophorus* and *Castalia ambigua*. His name for the first cannot be applied, as Klein, in 1753, preoccupied this genus by naming it *Triquetra*. Therefore it must be applied to *Castalia*, which name was given to the same shell by Lamarek in 1819. Mr. Gray, in his "Genera," gives Schumacher priority in the name of *Prisodon*, in which he is perfectly correct.

² I owe to the kindness of M. D'Orbigny specimens of this and *inflata*. I regret, however, that I am compelled to differ in opinion with this distinguished naturalist, believing, as I do, that there have been as yet observed but three species of *Prisodon* (Lamarek's *Castalia*).

³ I have all these five forms of M. Hupé's in my collection, and have always esteemed them the *truncatus* Schum.

⁴ I have seen no specimen, nor has M. Hidalgo given a figure; but I suspect that *Crossiana* is a more perfect specimen of *ambigua* than usual. I may, however, be entirely mistaken in this opinion.

⁵ In my second edition, p. 22, this shell was placed among the *Uniones*, with a note as to its analogues and its habitat. On my visit to Vienna in 1853, I found, in the Imperial cabinet, the right and left valves of two individuals under the name of *Chama plumbea* Mühlfeld, but then labelled *Unio plumbeus*. Having serrated teeth, it properly belongs here. See Proc. Acad. Nat. Sci., vol. 6, p. 368.

⁶ A fine specimen is in the museum of the Academy of Natural Sciences of Philadelphia.

III. SUBGENUS UNIO.¹

PLICATE.		SMOOTH.	
SYMPHYNOTE UNIONES.	TRIANGULAR.	TRIANGULAR.	
	*Cumingii. <i>Lea.</i> <i>Unio Cumingii.</i> <i>Reeve.</i> ² (No. 264.)	*Hainesianus. <i>Lea.</i> <i>Mart.</i> <i>Unio imperialis.</i> <i>More.</i>	
	<i>gigas.</i> <i>Swain.</i> <i>Lea.</i> <i>Megadomus gigas.</i> <i>Swain.</i>	subtrigonus. <i>Sow.</i> ³	
	*Nicklinianus. <i>Lea.</i> <i>Han.</i>	*superbus. <i>Lea.</i> <i>Unio macropterus.</i> ⁴ <i>Dunk.</i> <i>Unio velaris.</i> <i>Bens.</i>	
	*eximius. <i>Lea.</i> <i>Mart.</i>	*gravidus. <i>Lea.</i> <i>Mart.</i> <i>Unio abnormis.</i> <i>More.</i>	
	*Boykinianus. <i>Lea.</i> <i>Chenu.</i>	*delphinulus. ⁵ <i>More.</i>	
	*inflatus. <i>Lea.</i> <i>Küst.</i> <i>Han.</i> <i>Symph. inflata.</i> <i>Lea.</i> in <i>Trans. Am.</i> <i>P. S.</i> <i>Unio Alabamensis.</i> <i>Con.</i>	*lævissimus. <i>Lea.</i> <i>Adams.</i> <i>Han.</i> <i>Symph. lævissima.</i> <i>Lea.</i> <i>Sh. & Eat.</i> <i>Swain.</i> <i>Unio lævissima.</i> <i>Deshayes.</i>	SMOOTH.
	*delphinus. <i>Grun.</i> <i>Lea.</i> <i>Küst.</i> <i>Chenu.</i>	*Myersianus. <i>Lea.</i>	
	*alatus. <i>Say.</i> <i>Lam.</i> <i>Swain.</i> <i>Bar.</i> <i>Hild.</i> <i>Menke.</i> <i>Adams.</i> <i>Küst.</i> <i>Dekay.</i> <i>Potier.</i> <i>Deshayes.</i> <i>Con.</i> <i>Sow.</i> <i>Chenu.</i> <i>Han.</i> <i>Mya alata.</i> <i>Wood.</i> <i>Eat.</i> <i>Symph. alata.</i> <i>Lea.</i> <i>Sh. & Eat.</i> <i>Lymnadia alata.</i> <i>Sow.</i> <i>Swain.</i> <i>Metaptera alata.</i> <i>Stimpson.</i> (Agass. MSS.)	Ortonii. <i>Lea.</i>	
	*Heermannii. <i>Lea.</i>	*Housei. <i>Lea.</i> <i>Mart.</i>	
	*gracilis. ⁶ <i>Barnes.</i> <i>Hild.</i> <i>Desh.</i> <i>Han.</i> <i>Adams.</i> <i>Unio planus.</i> <i>Barnes.</i> <i>Unio fragilis.</i> <i>Swain.</i> <i>Küst.</i> <i>Symph. gracilis.</i> <i>Lea.</i> <i>Sh. & Eat.</i>		

¹ Retzius, *Nova Testaceorum Genera*, 1788.

² Judging from the figure of Reeves, I should think it had been taken from *Marg. complanata*, Barnes.

³ The figure is very much like that of *Hainesianus*, Lea, and may be a half grown specimen.

⁴ Dr. Dunker received it from Danu-Luar River, Sumatra.

⁵ A well-characterized species from Honduras.

⁶ Mr. Swainson's description of *fragilis* appeared in his *Zool. Ill.*, dated 1822-1823; and Mr. Barnes's in *Silliman's Journal* for April, 1823. As I do not know which really was issued first, I have preferred to give preference to Mr. Barnes's name, by which the shell has been universally known among our conchologists.

SYMPHYNOTE UNIONES.	SMOOTH.	TRIANGULAR.	NON-SYMPHYNOTE UNIONES.	PLICATE.	QUADRATE.
		<i>Mya plana.</i> Eat. <i>Mya gracilis.</i> Eat. <i>Metaptera gracilis.</i> Stimpson. (Agass. MSS.)			<i>Unio heros.</i> Say, Am. Conch. No. 6. Con. <i>Unio atrocostatus.</i> Reeve, No. 13.
		OVAL.			*Eightsii. Lea.
		*generosus. Gould. ¹ Blan.			*Neislerii. Lea.
		OBLONG.			*undulatus. Bar. Valen. Hild. Desh. Chenu. Han.
		*pressus. ² Lea.			<i>Unio costata?</i> Raf.
		<i>Symph. compressa.</i> Lea.			<i>Unio costatus.</i> Con.
		<i>Complanaria alasmodontina.</i> ³ Stimpson. (Agass. MSS.)			<i>Unio plicatus.</i> Con.
		* <i>Unio compressus.</i> Con. Adams. ⁴			<i>Mya undulata.</i> Eat.
		<i>Linsley.</i> Dekay. Han.			
		*decoratus. Lea.			*perplicatus. Con.
					<i>Unio Peurlensis.</i> Con.
NON-SYMPH. UNIONES.	PLICATE.	QUADRATE.			*atrocostatus. Lea.
		*atromarginatus. Lea. Chenu.			*Elliottii. Lea.
		*multiplicatus. ⁵ Lea. Kirt. Potier. Chenu. Han.			
		<i>Unio heros.</i> Say, in Disseminator.			
		<i>Unio undulatus.</i> Say, Am. Conch. No. 2, Pl. 16, Deshayes.			

¹ Dr. Gould (Boston Nat. Hist. Soc., April, 1847) says it resembles *Margaritana Vondembushiana*. Lea, now transferred to *Monocondylæa*, D'Orb.

² In the *Proceedings of the Am. Phil. Soc.*, vol. ii. p. 237, I changed *compressus* into *pressus*, the former name having been used by Sowerby for a fossil species.

³ Where did Barnes describe "*Unio Alasmodontinus*, Barnes," as quoted by Agassiz?

⁴ "*Fresh water and land shells of Vermont.*" His variety *plebeius* does not seem to me to differ. My brother, T. G. Lea, stated to me that he thought the *U. pressus* properly belonged to the genus *Margaritana*, and that the charged ovisacs were like those of *M. complanata*. In all the fifteen which he found during several years, the ovisacs were charged. I have since examined a female, and find this species has in the soft parts other characters like *Margaritana*, but not completely so, and having true lateral teeth, it must be placed with *Unio*.

⁵ When I described the *multiplicatus* in 1830, I had had several specimens for two or three years, and was not aware that Mr. Say had published a shell under the name of *heros*, which he subsequently abandoned as the *undulatus* of Barnes; but in 1834 reclaimed as *heros*. The figure of Mr. Say in *American Conch.*, pl. 16, is certainly not *U. undulatus*, Bar., as he supposed. It is undoubtedly my *multiplicatus*, as a comparison of the two figures will prove. Mr. Say refers to Barnes's fig., *Am. J. of Science*, vol. vi. pl. 2, as being the same with this; but a comparison will show that they are not alike in outline, in folds, nor in the beaks.

NON-SYMPHYNOTE UNIONES.	PLICATE.	NON-SYMPHYNOTE UNIONES.	PLICATE.
	<p>QUADRATE.</p> <p>*plicatus.¹ <i>Lesueur. Say. Bar. Sh. & Eat. Hild?² Swain. Chenu. Han.</i></p> <p><i>Unio Peruviana. Lam.</i></p> <p><i>Unio rariplicata. Lam. Desh.</i></p> <p><i>Unio Dombeyanus. Valen.</i></p> <p><i>Unio undulata. Desh.</i></p> <p><i>Unio multiplicata. Desh.</i></p> <p><i>Unio crassus. Barnes.</i></p> <p><i>Mya plicata. Eat.</i></p> <p>*infucatus. <i>Con.</i></p> <p><i>Unio securiformis. Con.</i></p> <p>*Kleinianus. <i>Lea.</i></p> <p><i>Unio liratus. Shuttleworth.</i></p> <p>*nucleus. <i>Lea. Mart.</i></p> <p><i>Napeanensis. Con.</i></p> <p><i>Unio dorsuosus. Gould.</i></p> <p>TRIANGULAR.</p> <p>*psammoicus. <i>D'Orb. Hupé.</i></p> <p>*foliatus.³ <i>Hild. Chenu. Han.</i></p> <p><i>Unio flexuosus. Con.</i></p> <p>*cælatus. <i>Con. Han.</i></p> <p>*Kirkii. <i>Lea.</i></p>		<p>TRIANGULAR.</p> <p>*Nyassensis. <i>Lea.</i></p> <p><i>Unio Nyassæ. Sow.</i></p> <p>*Aferulus. <i>Lea.</i></p> <p>*dimotus. <i>Lea.</i></p> <p><i>Unio Sumatrensis.⁴ Lea.</i></p> <p><i>Lampreyanus. Baird & Adams.</i></p> <p><i>Chinensis. Lea.</i></p> <p>OBLIQUE.</p> <p><i>Tientsinensis. Crosse & D.</i></p> <p><i>tortuosus. Lea.</i></p> <p><i>Unio subtortus. Baird & Ad.</i></p> <p><i>Swainsoni.⁵ Sow. Reeve.</i></p> <p>OVAL.</p> <p>*corrugatus. <i>Retzius. Speng. Lam. Desh. Blan. Han.</i></p> <p><i>Mya corrugata. Müller. Chem. Schröt. Gmel. Wood. Dill. Schreib. Menke.</i></p> <p><i>Mya rugosa. Gmel. Wood. Dill. Schreib.</i></p> <p><i>Mya nodosa? Gmel. Wood. Dill.</i></p> <p><i>Mya spuria. Gmel. Wood. Schreib.</i></p>

¹ A difficulty exists in the minds of some naturalists as to whom this name properly belongs, and it is often given to Mr. Say. Mr. Lesueur gave the first specimen obtained to Mr. Say under this name; but Mr. Say, believing it to be only a variety of *crassus*, so stated in *Nicholson's Ency.*, Am. ed. It still, however, kept the name of *plicatus*, Lesueur, without any description, until Mr. Barnes, in *Am. Jl. of Science*, 1823, p. 120, described it as Lesueur's. Therefore, if not Lesueur's, it is Mr. Barnes's species.

² It is extremely difficult to make out the species described by Dr. Hildreth in the *American Journal of Science*. It appears, from a note by the editor, that he did not insert all the figures sent by Dr. H., but left out those which Mr. Barnes had already, as he thought, figured in the *Journal*. Unfortunately, in this omission Mr. Barnes's figures are not referred to, and we are, therefore, in doubt whether Dr. H. recognized, justly or not, Mr. Barnes's species.

³ The male of *foliatus* is certainly a triangular shell; the female differs in form very much, having a deep inflection on the posterior basal margin. It may be doubted if this should be considered a plicate shell. I think that the folds of the growth, particularly in the male shells, require it to be placed here.

⁴ *Sumatrensis* being preoccupied by Dr. Dunker, I change the name to *dimotus*.

⁵ Mr. Sowerby substituted this name for *Unioopsis radiatus* and *mytiloides*, Hanley, both being preoccupied.

NON-SYMPHYNOTE UNIONES.	PLIGATE.	OVAL.	NON-SYMPHYNOTE UNIONES.	PLIGATE.	OBLONG.
		<i>Mya Gaditana.</i> Lin. Schreib.			*Sloatianus. Lea. Chenu.
		<i>Unio spuria.</i> Lam.			<i>Unio aratus.</i> Con.
		<i>Unio triradiata.</i> MSS. in Muscum at Paris.			<i>Unio plectoformis.</i> Con.
		<i>Unio fulmineus.</i> Phil.			*rufofuscus. Lea.
		<i>Potamida corrugata.</i> Swain.			navigioliiformis. Lea.
		<i>Naia corrugata.</i> Swain.			plicatulus. Lea.
		Burtoni. Woodw. Reeve.			hylaenus. D'Orb. Schom.
		Indicus. Sow. Reeve.			<i>Unio Guarianus.</i> D'Orb.
		*Tavoyensis. Gould. Blan.			*trapezoides. Lea. Chenu. Han.
		<i>Unio parma.</i> Ben.			<i>Unio crassidens.</i> Lam. Var. a.
		*crespisulcatus. Ben. Blan.			<i>Unio interruptus.</i> ² Say. Desh.
		*occatus. Lea. Blan.			Homsensis. Lea.
		*asperulus. Lea.			SUBROTUND.
		*pliciferus. Lea. Chenu. Han.			*Brazosensis. Lea.
		<i>Unio carbonarius.</i> ¹ Lea. Chenu.			*Lincecumii. Lea.
		<i>Unio plexus.</i> Con.			WIDE.
		<i>Unio crocodilorum.</i> More.			*ellipticus. Spix. Mori.
		*rusticus. Lea. Mart.			<i>Diplodon ellipticum.</i> ³ Spix.
		diminutus. Lea.			<i>Unio multistriatus.</i> Lea. D'Orb.
		*laticostatus. Lea.			Han.
		*hippopæus. Lea.			<i>Unio psammactinus.</i> Phil.
					*Japauensis. Lea.
					*cucumoides. Lea. Chenu.
					<i>Unio Cumingii.</i> Dunk. ⁴

¹ *U. carbonarius* is the old and eroded of *pliciferus*.

² Mr. Say, in his "Synonymy," claims precedence in this species, although my Memoir bears date May, 1830, while his is December, 1831. (See *Transylvania Journal*, vol. v.) The reader will not, after this, be surprised to be told that Mr. Say does not allow me, in his very incorrect "Synonymy," to be the discoverer of a single new species of *Unio* from our western waters!! I may be allowed also to state, that I do not understand why he gives the same name to two of his different numbers: thus, he calls No. 17, *U. interruptus*, Rafin.; and No. 47, *U. interruptus*, Say. The species are evidently distinct.

³ I have no doubt of *D. ellipticum* being the same with my *Unio multistriatus*, and it is a true *Unio*. Mr. Barnes gave the same specific name to an American *Unio*, but it had been previously described by Lamarck as *ligamentinus*.

⁴ Comes from Richmond River, Australia. *Zeitschrift für Malak.*, 1846, p. 109.

NON-SYMPHYNOTE UNIONES.	PLICATE.	WIDE.	NON-SYMPHYNOTE UNIONES.	PLICATE.	WIDE.
		*subtentus. Say. Con. Desh. Han.			*Shurtleffianus. Lea. Blan.
		*Hembeli. Con.			*gratiosus. Phil.
		*Osbeckii. Phil. Unio Shanghaiensis. Lea. Unio digitiformis. Sow.			*humilis. Lea. Mart.
		*Wrightii. Lea.			*Dunkerianus. Lea.
		*Couradianus. Lea. Han.			*Murchisonianus. Lea. Chenu. Han. Unio Douglasiæ. ¹ Gray. Baird & Adams.
		*rubellinus. Lea.			*nuxpersicus. ² Dunk.
		*acutissimus. Lea. Con. Chenu. Han.			*Grayanus. Lea. Chenu. Han. Unio Grayii. In Griffith's Cuvier.
		*parvulus. Lea.			ARCUATE.
		*penicillatus. Lea.			*ponderosus. Sol. Han. Mya ponderosa. Solan. Dill. Mya crassa. Wood.
		Natalensis. Lea.			Vignonana. Reeve.
		*phasclus. Lea.			QUADRATE.
		*scobinatus. Lea. Unio Mandarinus. More. Unio pellis-lacerti. More.			*lacrymosus. ³ Lea. Chenu. Han. Sh. & Eat. Theliderma lacrymosa. Swain. Unio quadratus. Reeve.
		fluetiger. Lea.			*Forsheyi. Lea.
		crispatus. Gould. Blan.			

¹ In Jardines's *Mag. Zool. and Botany*, vol. i. p. 285, Mr. Gray claims precedence for his name *Douglasiæ*. He published it in Griffith's Cuvier, bearing the date of 1834. My description, published in the *Trans. Am. Phil. Soc.*, vol. 5, dates March 16, 1832. (Note 1867. Messrs. Baird and Adams, in *Zool. Proc.*, May 9, 1867, are entirely incorrect in making Murchisonianus (1832) a synonym to Douglasiæ (1834), saying that "Mr. Lea some years after described and figured a species from China," &c. Quite the contrary; I described it, some years before, in the *Trans. Am. Phil. Soc.*, vol. 5. In the same paper, Messrs. Baird and Adams say that "after a careful examination of the description and figure of *U. Shanghaiensis* (Lea), they are satisfied that it is the same, and that the name of *Douglasiæ* must therefore stand." That "the three species are identical." This is another error. *Shanghaiensis* is really the same as *Osbeckii*, Phil., with which I have some years since placed it in my MS. for this edition of Synopsis.)

² The specimen given to me by Dr. Dunker is so much like a young *Murchisonianus*, Lea, that I think it will prove to be the same species.

³ It is a matter of some doubt if this be more than a beautiful variety of *asperimus* (nobis). Future observation must determine. Ferussac and some other zoologists believe it to be distinct. Dr. Ward says they "are certainly distinct."

NON-SYMPHYNOTE UNIONES.	NODULOUS.	QUADRATE.	NON-SYMPHYNOTE UNIONES.	NODULOUS.	TRIANGULAR.
		*speciosus. <i>Lea.</i>			*sparsus. <i>Lea. Chenu.</i>
		*asperrimus. ¹ <i>Lea. Han.</i> <i>Unio quadrubus.</i> ² <i>Say. Con.</i> <i>Unio nobilis. Con.</i>			*metanevrus. <i>Raf. Con. Küst. Sh.</i> & <i>Eat. Han.</i> <i>Unio nodosus. Bar. Hild. Chenu.</i> <i>Unio rugosus (Flat). Bar. Hild.</i> <i>Adams.</i> <i>Telederma metanevra. Swain.</i> <i>Mya nodosa. Eat.</i> <i>Mya rugosa. Eat.</i>
		*Rumphianus. <i>Lea.</i>			*Wardii. <i>Lea.</i>
		*Blandianus. <i>Lea.</i>			*intermedius. <i>Con.</i>
		*fragosus. ³ <i>Con. Han.</i>			*cornutus. <i>Bar. Han.</i> <i>Mya cornuta. Eat.</i> <i>Unio reflexa? Raf.</i> <i>Unio reflexus. Con.</i> <i>Unio torulosus. Raf. fide Sh. & Eat.</i>
		*Phillipsii. <i>Con. Küst. Han.</i>			
		*Cincinnatiensis. ⁴ <i>Lea. Chenu.</i>			
		*pustulatus. <i>Lea. Chenu. Han.</i> <i>Unio nodulatus. Con.</i>			
		*Schooleraftii. ⁵ <i>Lea. Han.</i> <i>Unio prasinus. Con.</i> <i>Unio nodiferus. Con.</i>			
		SUBROTUND.			
TRIANGULAR.		*pustulosus. <i>Lea. Chenu. Han.</i> <i>Unio verrucosus. Bar. Var. b.</i> <i>Unio verrucosa. Valen.</i> <i>Unio verrucosus albus. Say; but not</i> <i>of Hildreth.⁶</i> <i>Unio bullatus. Con.</i>			
*apiculatus. <i>Say. Con. Chenu. Han.</i>		*spæricus. <i>Lea.</i>			
*asper. <i>Lea. Chenu. Han.</i>		*asperatus. <i>Lea.</i>			
*Dorfeuillianus. <i>Lea. Chenu. Han.</i>					
*stapes. <i>Lea. Con. Chenu. Han.</i>					
*tuberosus. <i>Lea. Chenu.</i>					

¹ Mr. Say supposed this to be the *rugosus*, Barnes. Two specimens referred to by Mr. B. as *rugosus* were under my inspection, and proved to be—the one a flat *metanevra*, Rafin., the other a *plicatus*, Lesneur. Mr. B., in his reclamation, recognizes his *rugosus* as *U. Peruviana*, Lam., which shell is undoubtedly the *plicatus*, Lesneur and Say.

² This variety of *asperrimus* I have had in my cabinet for about twenty-five years, and always regarded it as too similar in its characters to raise it to a distinct species.

³ This shell has been considered the female of *asperrimus* (nobis), but I have no doubt of its being distinct. Some of our best western naturalists think it to be the true *rugosus* of Barnes.

⁴ This may be found to be the male of *Phillipsii* *Con.*, when the soft parts shall be examined.

⁵ Prof. Kirtland thinks this may prove only a variety of *pustulosus* (nobis), but I am not of that opinion.

⁶ A specimen sent to me by Dr. Hildreth as *Unio verrucosus albus*, proved to be a true *irroratus* (nobis).

NON-SYMPHYNOTE UNIONES.	NODULOS.	SUBROTUND.	NON-SYMPHYNOTE UNIONES.	NODULOS.	SUBROTUND.
		*Kienerianus. <i>Lea.</i>			*grandidens. <i>Lea.</i>
		*vallatus. <i>Lea.</i>			OBLIQUE.
		*turgidus. <i>Lea. Chenu. Han.</i> <i>Unio Mortoni. Con.</i>			*Æsopus. <i>Green. Han.</i> <i>Unio cicatricosus. Con.</i> <i>Unio cyphius. Con.</i>
		*Cooperianus. <i>Lea. Kirtl. Han.</i>			*varicosus. <i>Lea. Chenu. Han.</i> <i>Unio cicatricosus? Say.¹</i> <i>Unio cicatricosus. Con.</i>
		*verrucosus. <i>Bar. Sh. & Eat. Chenu.</i> <i>Han.</i> <i>Unio tuberculata? Raf.</i> <i>Unio tuberculosa. Valen.</i> <i>Unio verrucosus purpureus. Hild.</i> <i>Unio tuberculatus. Con.</i> <i>Mya verrucosa. Eat.</i>			*perplexus. <i>Lea. Kirtl. Chenu. Han.</i> <i>Unio gibbosus? Raf.</i> <i>Unio gibbosus. Con. Küst. (Fig. 3.)²</i> <i>Unio gubernaculum. Reeve.</i>
		*refulgens. <i>Lea.</i>			*propinquus. <i>Lea.</i>
		*graniferus. <i>Lea. Chenu. Han.</i>			OVAL.
		*pernodosus. <i>Lea.</i>			*semigranosus. <i>Phil.</i> <i>Unio explicatus. More.</i> <i>Unio corium. Reeve.</i>
		*irroratus. <i>Lea. Sh. & Eat. Desh.</i> <i>Han. Chenu.</i> <i>Unio verrucosus albus. Hild.</i> <i>Unio stegarius. Con.</i>			*Leaii. <i>Gray. Benson.³</i> <i>Unio nodulosus. Reeve.</i>
		*caperatus. <i>Lea.</i> <i>Unio abacoides. Hald.</i>			WIDE.
		*dromas. <i>Lea. Han.</i>			granosus. <i>Brug. Lam. Chenu. Han.</i> <i>Iridea granosa. Swain.</i>
		*Aberti. <i>Con.</i> <i>Unio Lamarekianus. Lea.</i>			*tuberculatus. <i>Bar. Sh. & Eat. Hild.</i> <i>Adams. Chenu. Han.</i> <i>Unio pustulata. Swain.</i> <i>Mya tuberculata. Eat.</i>

¹ Never having seen the specimen described by Mr. Say as *cicatricosus*, I am unable to decide if it be the same with *varicosus* (nobis). Two things mentioned by Mr. Say induce me to doubt it. He calls his "a common species," and says it is "distinguishable by the single series of transverse elevations on the middle." These remarks do not apply to *varicosus*, but they do to *Æsopus*, Green. I have always deemed it a rare shell.

² Küster figures (3) a male *perplexus* (nobis) as *gibbosus*, Raf. If his fig. 4 be taken from Mr. Conrad's *Monog.*, pl. 27, fig. 2, it is a *sulcatus*, Lea.

³ Dr. Cantor, in the *Annals of Nat. Hist.*, vol. 9, p. 489, gives the habitat of this species in Chusan and in Canton River. He also describes a *Unio*, under the name of *divergens*, being "tuberculato-plicata;" also, an *Anodonta* (gibbum), both from Chusan. Mr. Benson, in *Journal Asiatic Soc.*, 1855, says that *divergens* is distantly related to *undulatus*, Bar.

NON-SYMPHYNOTE UNIONES.	SULCATE.	OBLONG.	*Shuttleworthii. <i>Lea.</i>	NON-SYMPHYNOTE UNIONES.	SMOOTH.	TRIANGULAR.	<i>Unio formosus.</i> ² <i>Lea.</i> (Male.) <i>Chenu.</i>		
			<i>Demararaensis. Lea.</i>			<i>Unio cuneatus. Swain.</i>	<i>Mya triangularis. Eat.</i>		
			<i>persulcatus. Lea.</i>			*Waccamawensis. <i>Lea.</i>			
			*Verreauxianus. <i>Lea.</i>			*Foremanianus. <i>Lea. Chenu.</i>	<i>Unio velatus. Con.</i>		
						*Woodwardianus. <i>Lea.</i>			
		SUBROTUND.	*Newcombianus. <i>Lea.</i>			<i>Unio sagrinatus. Sow.</i>		*trinacrus. <i>Lea.</i>	
	SMOOTH.							*compactus. <i>Lea.</i>	
		QUADRATE.	*arcæformis. <i>Lea. Desh. Chenu. Han.</i>			<i>Unio nexus.</i> ¹ <i>Say.</i>		*elegans. ³ <i>Lea. Chenu. Han.</i>	<i>Unio truneatus. Say.</i>
			<i>Leibii. Lea.</i>					*donaciformis. ⁴ <i>Lea. Desh. Chenu. Han.</i>	
			*tesserulæ. <i>Lea.</i>					*zigzag. <i>Lea. Sh. & Eat. Desh. Chenu. Han.</i>	
		<i>quadrans. Lea.</i>			*heterodon. ⁵ <i>Lea. Con. Desh. Lins. Han.</i>				
	TRIANGULAR.	*Berlandierii. <i>Lea.</i>			*penitus. ⁶ <i>Con.</i>				
		*triangularis. <i>Bar. Sh. & Eat. Hild. Say. Han.</i>							

¹ Say and Conrad both commit the error of giving precedence to *nexus*. My description of *arcæformis* is in my memoir, read before the American Philosophical Society, May 20, 1831, while Mr. Say's was first described in the *Transylvania Journal*, of December, 1831. Subsequently, he republished it in his *American Conchology*, No. 6, where he places erroneously the date of 1832 to my memoir.

² Mr. Barnes's description of *triangularis* was made from a female shell, and mine of *formosus* from the male. There being an obvious distinction of the sexes in every specimen, my error was a very natural one, as we were not at the time acquainted with the sexual differences in the *Naiades*.

³ Mr. Say thinks that Mr. Barnes's *undulatus*, Var. *a*, is the same with *elegans*. I think differently, and would fortify my opinion in the fact that Mr. B. does not mention the zigzag rays which are strikingly singular in the *elegans*, and could not have failed to elicit his remarks had it been under his eyes.

⁴ I have expressed my doubts, *Transactions of the American Philosophical Society*, vol. iv. p. 84 (p. 94 in "Observations on the Genus *Unio*," &c.), if this be more than a fine variety of *zigzag* (*nobis*). Mr. Say gives it as a synonym to *nervosus*, Raf., and Mr. Conrad as *truncata*, Raf. Prof. Kirtland thinks this may be the female of *zigzag*. I am disposed to think that *zigzag* should be considered only a variety. If the soft parts prove to be the same, then certainly *zigzag* is a variety of *donaciformis*.

⁵ Mr. Conrad describes a *Unio* (*Am. Jl. Sc.*, v. 21, Sec. Ser., p. 172) under the name of *diversus*, from Shoal Creek, North Alabama, which, he says, is remarkably like *heterodon* in form and teeth.

⁶ I received from Judge Tait, of Alabama, in 1830, several specimens of this species, but they were not sufficiently perfect to induce me to publish them. Mr. Conrad does not mention the rays, a very peculiar character of which is their being dotted somewhat like those of *securis* (*nobis*), but in a lighter manner.

NON-SYMPHYNOTE UNIONES.	SMOOTH.	TRIANGULAR.	SMOOTH.	TRIANGULAR.
		*compressissimus. <i>Lea.</i>		<i>Unio cuneatus.</i> <i>Bar. Sh. & Eat. Hild.</i>
		*securis. <i>Lea. Sh. & Eat. Desh. Chemu. Han.</i>		<i>Unio niger?</i> <i>Raf.</i>
		<i>Unio depressa?</i> ¹ <i>Raf.;</i> but not of <i>Lam.</i>		<i>Unio niger.</i> <i>Con. Küst.</i>
		<i>Unio lineolatus.</i> <i>Say.</i>		<i>Mya cuneata.</i> <i>Eat.</i>
		*abacus. <i>Hald.</i>		*incrassatus. <i>Lea.</i>
		*camelus. ² <i>Lea. Han.</i>		*corvus. <i>Lea.</i>
		*ovatus. <i>Say. Lam. Bar. Valen. Sh. & Eat. Hild. Con. Küst. Han.</i>		*macrodon. <i>Lea.</i>
		<i>Unio ventricosus.</i> <i>Desh.</i>		*Forbesianus. <i>Lea.</i>
		<i>Unio subovatus.</i> <i>Desh.</i>		*gibber. <i>Lea. Chemu. Han.</i>
		<i>Unio occidentens.</i> <i>Desh.</i>		<i>lunifer.</i> <i>Bourg.</i>
		<i>Mya ovata.</i> <i>Eat.</i>		*pumilus. <i>Lea. Chemu. Han.</i>
		<i>Æglia ovata.</i> <i>Swain.</i>		<i>Orbigny.</i> <i>Deville and Hupé.</i>
		*dorsatus. <i>Lea.</i>		*rubiginosus. <i>Lea. Desh. Chemu. Han.</i>
		*excavatus. <i>Lea. Chemu.</i>		<i>Unio flavus.</i> <i>Con. Küst.</i>
		*perradiatus. <i>Lea.</i>		<i>Unio cerinus.</i> <i>Con. Küst.</i>
		*Canadensis. <i>Lea.</i>		<i>Cunicula rubiginosa.</i> <i>Swain.</i>
		<i>involutus.</i> <i>Bens. Blan.</i>		<i>jaspideus</i> (Mono.) <i>Hupé.</i> ³
		*satur. <i>Lea. Chemu.</i>		*striatulus. <i>Lea.</i>
		*subovatus. ³ <i>Lea. Chemu. Han.</i>		*pudicus. <i>Lea.</i>
		*crassidens. ⁴ <i>Lam. Chemu. Han.</i>		*aureus. <i>Lea.</i>
				*amabilis. <i>Lea.</i>

¹ Mr. Conrad makes *depressa*, Raf., *ellipsaria*, Raf., and *securis* (nobis), synonymous with *lineolata*. Raf. Mr. Say does the same, with the exception of *ellipsaria*, which he considers distinct; while Mr. Rafinèsque himself places *lineolata* and *ellipsaria* in different subgenera!!

² I am much disposed to think this a variety of *phaseolus*, Hild. Dr. Kirtland considers it such in his Ohio Reports.

³ Mr. Say makes "*ventricosus*, Bar., *occidens* (nobis), *subovatus* (nobis), (var.), and *capax*, Green (var.)," synonymous with *cardium*, Raf. In my opinion, they form at least three, perhaps four, distinct species.

⁴ *Crassidens*, Var. a, Lam., is *trapezoides* (nobis).

⁵ M. Hupé says it is *Alasmodonta*, but I suspect it to be *Monocondylæa*.

NON-SYMPHYNOTE UNIONES.		NON-SYMPHYNOTE UNIONES.	
SMOOTH.		SMOOTH.	
	TRIANGULAR.		TRIANGULAR.
	habetatus. <i>Con.</i>		*Riddellii. <i>Lea.</i>
	*succissus. <i>Lea.</i>		*Chunii. <i>Lea.</i>
	*glandaceus. <i>Lea.</i>		*irrasus. <i>Lea.</i>
	*Bigbyensis. <i>Lea. Chenu.</i>		*Rajahensis. <i>Lea. Chenu. Blan.</i>
	*favosus. <i>Lea.</i>		*favidens. <i>Ben. Blan.</i>
	*maculatus. ¹ <i>Con.</i>		*stabilis. <i>Lea.</i>
	*Barnesianus. <i>Lea. Chenu. Han.</i>		*instructus. <i>Lea.</i>
	*verus. <i>Lea.</i>		Nagpoorensis. <i>Lea. Blan.</i>
	*euncolus. <i>Lea. Chenu.</i>		cyrenoides. <i>Phili.</i>
	*Clinchensis. <i>Lea.</i>		*Holstonensis. <i>Lea. Chenu.</i>
	*personatus. <i>Say.</i>		*tumescens. <i>Lea.</i>
	<i>Unio pileus. Lea. Han.</i>		*fulgidus. <i>Lea.</i>
	<i>Unio capillaris. Lea. (female.)</i>		*Hartmanianus. <i>Lea.</i>
	*Stewardsonii. <i>Lea.</i>		*Taitianus. <i>Lea.</i>
	*biemarginatus. <i>Lea.</i>		*solidus. <i>Lea. Chenu. Han.</i>
	*Sowerbianus. ² <i>Lea. Con. Küst. Han.</i>		*obliquus. <i>Lam. Menke. Han.</i>
	*Othcaloogensis. <i>Lea.</i>		<i>Unio undatus. Bar. Hild. Küst.</i>
	*trigonus. <i>Lea. Chenu. Han.</i>		<i>Unio trigonus.³ Say. Con.; not of</i> <i>Lea.</i>

¹ Perfect specimens of *Unio Ravenelianus* (nobis) look so much like *maculatus*, that I am disposed to think, when many specimens of both are examined, they will prove to be the same species. *Ravenelianus* has precedence.

² See note on *Haysianus*, *Lea*, p. 41.

³ *Say* and *Conrad* both give *trigonus* (nobis) as a synonym to *undatus*, *Barnes*. It is difficult for me to understand why they should not at once, on comparison, be recognized as different species. The *trigonus* is always more angular on the umbonial slope, and the undulations at the tips of the beaks differ. This may be observed particularly in the young and perfect specimens. If a doubt could be admitted as to the difference of the form of the shell, the color of the animal in *trigonus* would at once settle the question. It is peculiar, being red.

Some years since, when I described this species, I deposited a specimen in the Academy of Natural Sciences of this city, with its proper name appended. Subsequently, I found the Academy had prefixed the name of *undatus*, *Barnes*, to the label. There is not a doubt as to its being specifically different.

NON-SYMPHYNOTE UNIONES.	SMOOTH.	TRIANGULAR.	NON-SYMPHYNOTE UNIONES.	SMOOTH.	TRIANGULAR.
		<i>Unio mytiloides.</i> Sh. & Eat.			<i>Unioopsis mytiloides.</i> Swain.
		<i>Unio undulatus.</i> Desh.			OBLIQUE.
		<i>Unio cordatus?</i> Raf.			*Troostii. Lea. Han.
		<i>Unio cordatus.</i> Con. Küst.			<i>Unio trabalis.</i> Con.
		<i>Unio caridiacea.</i> Guérin.			*trossulus. Lea.
		<i>Mya undata.</i> Eat.			lepidus. Gould.
		*plenus. Lea.			*Tigris. Fer.
		*pyramidatus. Lea. Küst. Chenu.			<i>Unio Tigridis.</i> Bourg.
		Desh. Han.			*Pazii. Lea.
		<i>Unio rubra?</i> Raf.			*terminalis. ² Bourg. Mouss. Trist.
		<i>Unio mytiloides.</i> Con.			*tumidulus. Lea.
		<i>Unio caridiacea.</i> Desh.			cor. Con. Han.
		*Bournianus. Lea. Chenu.			truncatus. Swain. Han.
		*Edgarianus. Lea. Chenu.			*Bourguignatianus. Lea.
*Mooresianus. Lea.	*dignatus. Lea.				
*mytiloides. ¹ Raf. Swain; not of Desh., <i>Unio triangularis.</i> Con. <i>Unio rubra.</i> Con. <i>Unio caridiacea.</i> Con. <i>Mya obliqua.</i> Wood.					

¹ It is a matter of great doubt if this name ought to be admitted at all in this table. It was applied, many years since, by the naturalists of this city, without reference to any particular specimen, but, as it now appears nearly certain, incorrectly. Dr. Ward says the description and outline would "equally well apply to six or eight different species." The difficulty of recognizing Mr. Rafinesque's species is well illustrated in this one. Mr. Conrad, in *New Fresh Water Shells U. S.*, considers *triangularis*, Raf., as the type, and gives the following names of the same author as synonyms, viz., *lateralis*, *sintoria*, *pachostea*, *mytiloides*, and *rubra*; thus charging him with making six species of one. But, what is still more extraordinary, this single species (agreeably to Mr. Conrad's synonyms) is not only divided by Mr. R. into *different subgenera*, but into *different genera*, and even into **TWO DIFFERENT SUB-FAMILIES!!** See *New Fresh Water Shells of the United States*, p. 72, and Mr. Rafinesque's *Monographie*. In Mr. Say's *Synonymy*, *triangularis*, Raf., is considered to be the same as *ellipsis* (nobis)! Deshayes described a different shell under the name of *mytiloides*. (*Ency. Meth.*, p. 249, Fig. 4.) I doubt from this figure if it be not a *complanatus*. We certainly have in our rivers, occasionally, specimens of this protean species very closely resembling this figure. M. Deshayes's figure has some resemblance to an imperfect *Batavus*. The habitat is not known. The confusion is increased by Mr. Conrad's subsequent attempt at correction. In *Monography*, 1836, he makes *mytiloides* a type, and puts *rubra*, Raf., *pyramidatus*, Lea, and *caridiacea*, Guérin, as synonyms. Subsequently, in *Synopsis* of 1853, *mytiloides* and *triangularis* are both dismissed as types, and the former made synonym to *clava*, Lam., while the latter is made synonym to *triqueter*, Raf.!!

² Mr. Tristram, in *Proc. Zool. Soc.* 1865, p. 543, says he thinks that *terminalis* and *Jordanicus*, Bourg. are the same, and that *dignatus* (nobis) seems to him to be identical with *terminalis*, but I doubt it.

NON-SYMPHYNOTE UNIONES.	SMOOTH.	OBLIQUE.	NON-SYMPHYNOTE UNIONES.	SMOOTH.	OBLIQUE.
		*bulbosus. <i>Lea.</i>			*Murraycusis. <i>Lea.</i>
		*Hanleyianus. <i>Lea.</i>			*oviformis. <i>Con.</i>
		*flavidulus. <i>Lea.</i>			*argenteus. <i>Lea. Chenu.</i>
		*pallidofulvus. <i>Lea.</i>			*pyriformis. <i>Lea.</i>
		*interventus. <i>Lea.</i>			*castus. <i>Lea.</i>
		*decisus. <i>Lea. Con. Küst. Chenu. Han.</i>			*Ravenclianus. <i>Lea. Han. Unio rudis. Con.</i>
		*crebrivittatus. <i>Lea.</i>			ravistellus. <i>More.</i>
		*consanguineus. <i>Lea.</i>			*modicus. <i>Lea.</i>
		*Chattanoogaensis. <i>Lea.</i>			*Troschelianus. <i>Lea.</i>
		*anaticulus. <i>Lea. Reeve.¹</i>			*medius. <i>Lea.</i>
		*curtus. <i>Lea.</i>			*striatus. <i>Lea.</i>
		*clavus. <i>Lam. Con. Menke. Küst. Han. Unio sealenia. Raf. Unio modioliformis. Say; not of Lea.</i>			*Rangianus. ² <i>Lea. Chenu. Han. Unio gibbosus. Küst. (Pl. 4, Fig. 4.)</i>
		*patulus. <i>Lea. Con. Desh. Chenu. Han.</i>			*Sampsonii. <i>Lea.</i>
		*Lesleyi. <i>Lea.</i>			*sulcatus. <i>Lea. Sh. & Eat. Say. Desh. Chenu. Swain. Han. Unio ridibundus. Say. Sh. & Eat. (Female.)³</i>
		*mundus. <i>Lea.</i>			<i>Unio pectitus.⁴ Con. Jl. A. N. S., vol. 2, p. 297.)</i>

¹ I doubt if the figure of Reeve (199) be made from a true *anaticulus*.

² This species has been supposed by some naturalists to be the same with *perplexus* (nobis). Mr. Clark, of Cincinnati, informs me that the animal differs in color, being lighter. It is known there vulgarly as the "White Mouth." They are certainly distinct species.

³ For some years, I was satisfied that Mr. Say's *ridibundus* was only a variety of *sulcatus* (nobis). There cannot now, however, be a doubt that it is the female of that species; and it may be remarked that this serrated shell is usually found smaller than the other; a circumstance common with the females of some other species. Mr. S. describes and figures *ridibundus* in No. 1 of *American Conchology*, but does not insert it in his *Synonymy*, in No. 6.

⁴ Mr. Conrad described and figured a male and female shell from the Wabash under this name. There is no doubt in my mind of their being the same with *sulcatus*, Lea (male), and *ridibundus*, Say (female). Mr. C. thinks this species has some analogy to *lenior*, Lea, but it has not the same outline, and differs in other characters. He thinks the males have been "confounded with that of *torulosus*, Raf.;" but what is *torulosus*, Raf.? Mr. C. considers it, in his *Synonymy*, the same with *perplexus*, Lea. Mr. Say, however, discards *torulosus*, Raf., and considers *perplexus*, Lea, as a synonym to *gibbosus*, Raf. Mr. C.'s figure of *metastriatus* is much more like *lenior*, Lea.

NON-SYMPHYNOTE UNIONES.	SMOOTH.	OBLIQUE.	NON-SYMPHYNOTE UNIONES.	SMOOTH.	OVAL.
		<i>Unio gibbosus.</i> Con.			<i>Thwaitesii.</i> Lea. Blan.
		<i>Unio perobliquus.</i> Con.			
		*Haysianus. ¹ Lea. Han.			*Lecontianus. Lea. Chenu. Han. <i>Unio contrarius.</i> Con.
		*ellipsis. ² Lea. Say. Sh. & Eat. Pottier. Chenu. Han. <i>Unio brevisalis?</i> Sow.			*spissus. Lea.
		*crapulus. Lea.			*Downici. Lea.
		*Higginsii. Lea.			*Satillaensis. Lea.
		*castaneus. Lea. Chenu. Han.			*geminus. Lea.
		*Johannis. Lea.			*perdix. Lea. Han. <i>Unio pectorosus.</i> Con. Küst.
		*Genthii. Lea.			*ventricosus. Bar. Adams. Dekay. Han. <i>Unio radiatus.</i> Hill. <i>Lampsilis ventricosa.</i> Stimp. (Agass. MSS.) <i>Mya ventricosa.</i> Eat.
		*pulvinulus. Lea.			*occidens. ³ Lea. Sh. & Eat. Han. <i>Unio ventricosus.</i> Say. <i>Unio lenis</i> (junior). Con. <i>Unio cardium.</i> Con.
		*modicellus. Lea.			*lineatus. Lea. Chenu.
		*Arkansasensis. Lea.			*dolabræformis. Lea. Chenu. Han.
		OVAL.			
*Tampicoensis. Lea. Chenu. Han.					
*Coloradoensis. Lea.					
*umbrosus. Lea.					
*porphyreus. Lea.					

¹ I am very much disposed to think that *Haysianus* will prove to be the female of *Sowerbianus* (nobis). They differ much in size, but in other characters are much alike, except in the female enlargement. The latter is the larger, and has never, so far as I know, been found with charged branchial uteri. The former usually has them charged, I am informed.

² Mr. Say, in his *American Conchology*, refigures this, and recognizes my name. Subsequently, in his *Synonymy*, he makes it a synonym of *triangularis*, Raf. Mr. Conrad says it is *olivarius*, Raf.

³ This and the preceding shell are so nearly allied, that it is a matter of doubt with me if it would not be preferable to unite them. Dr. Ward thinks they are male and female. Subsequent examination may throw sufficient light upon them to decide with certainty. Among Mr. Barnes's varieties of *ventricosus*, it is evident there are several distinct species. Prof. Kirtland, in *Ohio Reports*, says it is impossible, with our present knowledge, to draw lines of specific distinction between the group consisting of *ovatus*, *ventricosus*, *occidens*, *subovatus*, &c.

NON-SYMPHYNOTE UNIONES.	SMOOTH.	OVAL.	NON-SYMPHYNOTE UNIONES.	SMOOTH.	OVAL.
		*capax. ¹ Green. Con. Küst.			*Spillmanii. Lea.
		Sym. globosa. Lea.			*fascians. Lea.
		Unio ventricosus. Reeve.			*vivescens. Lea.
		*splendidus. Lea. Han.			*Georgianus. Lea. Chenu.
		*ochraceus. Say. Con. Gould. Linsley. Dckay. Migh. Potier. Han.			perovatus. Con. Han.
		Sym. ochracea. Lea.			*altilis. Con. Han.
		Unio rosaceus. Con.			callosus. Lea.
		Lampsilis ochracea. Stimpson. (Agass. MSS.)			*multiradiatus. Lea. Desh. Chenu.
		Mya ochracea. Eat.			Han.
		*delicatus. Lea.			Unio fasciola? Raf.
		stagnalis. Con.			Unio fasciolus. Con. Küst.
		Unio Ogcecheensis. Con.			Unio ligamentina. Desh.
		*Clarkianus. Lea.			*doliaris. Lea.
		*crocatus. Lea. Chenu.			saxeus. Con.
		*Cambodiensis. Lea.			perovalis. Con. Han.
		*affinis. Lea.			*capsæformis. Lea. Con. Han.
Mauritianus. Lea.	*deviatus. Anthony.				
*cariosus. Say. Bar. Gould. Linsley. Dckay. Potier. Sh. & Eat. Han.	*turdigulus. Lea.				
Unio cariosa. ² Lam.	*Florentinus. Lea.				
Unio ovata. Valen.	Unio sacculus. Anth.				
Unio luteola. Con.; not of Lam.	*Greenii. ³ Han. Con.				
Unio oratus. Con.	*simplex. Lea.				
Lampsilis cariosa. Stimpson. (Agass. MSS.)					
Mya cariosa. Eat.					

¹ Mr. Say considers *capax* as a variety of *cardium*, Raf., of *ventricosus*, Bar., of *occidens*, Lea, and *subovatus*, Lea, while Mr. Conrad considers it as *occidens*, Lea. *Capax* is a perfectly distinct species, and I had considered it so for some years before either Dr. Green or I described it. He preceded me a short time, of which I was not aware, as it was published in an unusual periodical for such matter.

² *U. cariosa*, Lam. (Var. 2), is the *Alas. marginata*, Say.

³ The description and figure in Mr. Conrad's *Monograph* differ from those in his *New Fr. Wat. Shells*.

NON-SYMPHYNOTE UNIONES.		NON-SYMPHYNOTE UNIONES.	
NON-SYMPHYNOTE UNIONES.	SMOOTH.	SMOOTH.	SMOOTH.
	OVAL.	OVAL.	OVAL.
	*flavescens. ¹ <i>Lea.</i>	*Rutersvillensis. <i>Lea.</i>	*Topekaensis. <i>Lea.</i>
	*pictus. <i>Lea. Han.</i>	*planicostatus. <i>Lea.</i>	*spatulatus. <i>Lea.</i>
	*fucatus. <i>Lea.</i>	*Anthonyi. <i>Lea.</i>	
	*pallescens. <i>Lea.</i>	*ligamentinus. <i>Lam.</i> ³ <i>Küst.</i>	<i>Unio crassus. Say. Bar.</i> ⁴ <i>Hild.</i>
	*perpastus. <i>Lea.</i>	<i>Kirtl. Han.</i>	<i>Unio ellipticus. Bar. Hild.</i>
	Mortonicus. <i>Reeve.</i>	<i>Unio carinatus. Bar.</i>	<i>Mya elliptica. Eat.</i>
	*Tennesseensis. <i>Lea. Chenu.</i>	<i>Mya carinata. Eat.</i>	<i>Mya crassa. Eat.</i>
	*interruptus. <i>Lea. Chenu. Han.</i>	<i>Mya gravis. Wood.</i>	<i>Unio fasciatus. Con.</i> ⁵ <i>Küst.</i>
	<i>Unio tæniatus. Con. Han.</i>		
	<i>Unio latiradiatus. Con.</i>		
	*Menkianus. ² <i>Lea. Chenu. Han.</i>	*exactus. <i>Lea.</i>	
	*bracteatus. <i>Gould.</i>	*purus. <i>Lea.</i>	
	*Lindsleyi. <i>Lea.</i>	*cognatus. <i>Lea.</i>	
	*punctatus. <i>Lea.</i>	*Plantii. <i>Lea.</i>	
*Stonensis. <i>Lea.</i>	*orbiculatus. <i>Hild. Kirtl. Han.</i>		
*venustus. <i>Lea. Chenu.</i>	<i>Unio abruptus.</i> ⁶ <i>Say. Desh.</i>		
*exiguus. <i>Lea. Chenu. Han.</i>	<i>Unio crassus. Con.</i>		

¹ This may be a variety of *Greenii*, *Lea.*

² Koch and Dunker described a fossil species (*Menkei*) in 1837: *Beiträge zur Kenntniss*, p. 58. My species was described in the *Trans. Am. Phil. Soc.* 1836, and must therefore have precedence.

³ Having recently had access to Retzius's work (1788), I find that he described a European *Unio* under the name of *crassus*, which species had been admitted into our systems under the name of *crassisimus*, *Fer.*, I now restore it to its proper place under the name of *crassus*. Mr. Say described his *crassus* as having "waves;" but his figure, inside view only, certainly is a species without "waves."

Deshayes thinks that *U. ligamentinus* is analogous to *U. multiradiatus*, and probably a young individual of it. This is not likely to be the case, however. The species are very different.

⁴ Mr. Barnes made eleven varieties of *crassus*; most of which were, no doubt, distinct species; some were plicate.

⁵ Mr. Conrad thinks the *crassus* of Say is *fasciata* of *Rafinesque*. An examination of his description ought to satisfy any one that the *crassus* of Say could not have been under the eye of the author when he made his description of *fasciata*.

⁶ The specimen figured by Say, in *Amer. Conch.* No. 2, is a female shell. The male shell is not abrupt at the posterior margin.

NON-SYMPHYNOTE UNIONES.	SMOOTH.	OVAL.	NON-SYMPHYNOTE UNIONES.	SMOOTH.	OVAL.
		<p>*<i>pinguis</i>. <i>Lea</i>.</p> <p><i>Australis</i>. <i>Lam. Phil.¹ Desh. Han.</i> <i>Hyridella Australis</i>. <i>Swain.</i></p> <p>*<i>Hydianus</i>. <i>Lea. Chenu. Adams. Han.</i></p> <p>*<i>approximus</i>. <i>Lea.</i></p> <p>*<i>Aztecorum</i>. <i>Philii.</i></p> <p>*<i>Claibornensis</i>. <i>Lea. Chenu. Han.</i></p> <p>*<i>Powellii</i>. <i>Lea.</i></p> <p>*<i>Rcevcianus</i>. <i>Lea.</i></p> <p>*<i>luteolus</i>. <i>Lam. Dekay. Han.</i> <i>Unio siliquoides</i>.² <i>Bar. Con. Adams.</i> <i>Küst.</i> <i>Unio inflatus</i>. <i>Bar.</i>³ <i>Unio melinus</i>. <i>Con.</i> <i>Unio rosaceus</i>. <i>Dekay.</i> <i>Lampsilis siliquoides</i>.⁴ <i>Stimp. (Agass.</i> <i>MSS.)</i> <i>Mya inflata</i>. <i>Eat.</i> <i>Mya siliquoides</i>. <i>Eat.</i></p> <p><i>Childreni</i>.⁵ <i>Gray.</i></p> <p><i>pulcher</i>. <i>Lea. Chenu. Han.</i></p>			<p>*<i>tener</i>. <i>Lea. Chenu.</i></p> <p>*<i>Prevostianus</i>. <i>Lea.</i></p> <p>*<i>modioliformis</i>. <i>Lea. Han.</i></p> <p>*<i>tenerus</i>. <i>Rav. Han.</i></p> <p>*<i>perpietus</i>. <i>Lea.</i></p> <p>*<i>radiatus</i>. <i>Lam. Bar. Desh. (Eney.</i> <i>Ver. T. 2.) Menke. Gould. Lins-</i> <i>ley. Migh. Dekay. Küst. Han.</i> <i>Unio Virginiana</i>. <i>Lam. Menke.</i> <i>Unio obliquiradiatus</i>. <i>Reeve.</i> <i>Unio radiatus</i>.⁶ <i>Speng.</i> <i>Unio distans</i>. <i>Anth.</i> <i>Mya radiata</i>. <i>Gmel. Wood. Dill.</i> <i>Schreib. Eat.</i> <i>Mya oblongata</i>. <i>Wood.</i> <i>Mya pictorum tenuis</i>. <i>Chem.</i> <i>Lampsilis radiata</i>. <i>Stimpson. (Agass.</i> <i>MSS.)</i></p> <p><i>Jordanicus</i>. <i>Bourg. Mous.</i> <i>Unio Grelloisianus</i>. <i>Bourg.</i></p> <p>*<i>apicius</i>. <i>Lea.</i></p> <p><i>Gontierii</i>. <i>Bourg.</i></p> <p>*<i>Bruguierianus</i>. <i>Bourg.</i></p>

¹ Dr. Philippi figures a *Unio* under the name of *Australis*, Lam. (*Conchylien*, Tab. 5, Fig. 5), from New Holland, and says that *U. ambiguus*, Parreyss, is the young. I did not see Lamarek's *Australis*, when in Paris; it was not in the Museum.

² Mr. Say makes *siliquoides* the same with *viridis*, Raf. Ferussac, in his cabinet, makes it the same with *fasciata*, Raf. Mr. Conrad makes it the same with *vittata*, Raf. Ferussac, in his "Observations," states the inextricable difficulty resulting from the confusion caused by Mr. Rafinesque. See "Observations," p. 13, in *Magazin de Zoologie*.

³ Described from a female *luteolus*, Lam.

⁴ Prof. Agassiz says, in MSS. cited by Mr. Stimpson, that this is not identical with the Ohio River species usually called *U. siliquoides*; but I think they are the same.

⁵ I have never seen this species, but presume, from the figure in Griffith's Cuvier, very poor as it evidently is, that it is a distinct species. In the index, Mr. Gray inserts, in brackets (*Unio Chinensis*), and says it has small compressed teeth. The figure looks something like a *Monocondylaea*, D'Orbigny.

⁶ Spengler, in *Skiv. Nat. Hist.*, v. 3, cites *radiatus* from Müller, and as coming from the East Indies. If from that part of the globe, it cannot belong to this species.

NON-SYMPHYNOTE UNIONES. SMOOTH.	OVAL.	NON-SYMPHYNOTE UNIONES. SMOOTH.	OVAL.
	<i>Unio orientalis.</i> Bourg.		<i>Aucklandicus.</i> Gray.
	* <i>regularis.</i> Lea. Chenu.		* <i>dispar.</i> Lea.
	* <i>Paraguayensis.</i> Lea.		* <i>concestator.</i> Lea.
	<i>Swinhoei.</i> H. Adams. Reeve.		* <i>lienosus.</i> ² Con. Küst. Han.
	* <i>amoenus.</i> Lea. Chenu.		* <i>calliginosus.</i> Lea.
	* <i>Sapotalensis.</i> Lea. Chenu.		* <i>firmus.</i> Lea.
	* <i>Oregonensis.</i> Lea.		* <i>Nashvillensis.</i> ² Lea. Han.
	* <i>Medellinus.</i> ¹ Lea. Chenu. Han.		* <i>contiguus.</i> Lea.
	* <i>notatus.</i> Lea. Chenu. Han.		* <i>umbrans.</i> Lea.
	* <i>micans.</i> Lea.		* <i>intercedens.</i> Lea.
	* <i>perlucens.</i> Lea.		* <i>fallax.</i> Lea.
	* <i>subangulatus.</i> Lea.		* <i>obscurus.</i> Lea.
	* <i>sparus.</i> Lea.		* <i>genuinus.</i> Lea.
	* <i>Veracruzensis.</i> Lea.		* <i>Zieglerianus.</i> Lea. Chenu. Han.
	* <i>scitulus.</i> Lea.		* <i>proximus.</i> Lea.
	* <i>Goascoranensis.</i> Lea.		* <i>nitens.</i> Lea.
	* <i>gracilior.</i> Lea.		* <i>Copci.</i> Lea.
	* <i>obfuscus.</i> Lea.		* <i>Pybasii.</i> Lea.
	* <i>rutilans.</i> Lea.		* <i>proprius.</i> Lea.
* <i>subellipsis.</i> Lea.	* <i>tenebricus.</i> Lea.		
* <i>datus.</i> Lea.	* <i>Prattii.</i> Lea.		

¹ Mr. Say's *purpuratus* and this may be the same. I have never seen his specimens, and there is no figure. The description is in the *Disseminator*, Jan. 1, 1831.

² Mr. Conrad, in his *Monograph of Unionida*, p. 61, considers *Nashvillensis*, Lea, to be the same with *lienosus*, Con.; but the former shell is certainly not the species figured by him pl. 34, f. 2.

NON-SYMPHYNOTE UNIONES.	SMOOTH.	OVAL.	NON-SYMPHYNOTE UNIONES.	SMOOTH.	OVAL.
		*Vanuxemii. <i>Lea. Chenu.</i>			Fellmani. <i>Desh.</i>
		*constrictus. <i>Con.</i>			*Binneyi. <i>Lea.</i>
		*placitus. <i>Lea.</i>			*utriculus. <i>Lea.</i>
		*buxcus. <i>Lea.</i>			*lamellatus. ¹ <i>Lea. Chenu. Blan.</i>
		*concavus. <i>Lea.</i>			curatus. <i>Lea.</i>
		*sudus. <i>Lea.</i>			*viridiradiatus. <i>Lea.</i>
		*radians. <i>Lea.</i>			*consobrinus. <i>Lea.</i>
		*difficilis. <i>Lea.</i>			Layardii. <i>Blan.</i>
		puniceus. <i>Hald.</i>			*Menziens. ² <i>Gray.</i>
		*Gouldii. <i>Lea.</i>			Keraudreni. <i>Eyd. Blan.</i>
		*delodontus. <i>Lam. Chenu. Hupé.</i> <i>Han.</i>			*Ferussacianus. <i>Lea.</i>
		<i>Unio lacteolus. Lea. D'Orb.</i>			*Delesserti. <i>Bourg.</i>
		*piger. <i>Lea.</i>			eucirrus. <i>Bourg.</i>
		*fabaceus. <i>Lea.</i>			Bagdadensis. <i>Bourg.</i>
		*Uruguayensis. <i>Lea.</i>			*Vescoi. <i>Bourg.</i> <i>Unio Sverzenbackii. Bourg.</i>
		*apprimus. <i>Lea.</i>			versus. <i>Lea.</i> <i>Unio inornatus.³ Han. Reeve.</i>
		*Moussonianus. <i>Lea.</i>			*contradens. <i>Lea. Han.</i> <i>Unio Javanus. Lea. Chenu.</i> <i>Unio exilis? Dunk.</i> <i>Unio mutatus. Mouss.</i>
		luteus. <i>Lea. Blan.</i>			
		*Monroensis. <i>Lea.</i>			

¹ Blanford considers this a variety of *marginalis*, but they are certainly distinct. I have some from Madras, and I doubt if Mr. B. has ever seen the species.

² This remarkably compressed species was given to me by Mr. McAndrews, of Liverpool, under this name. I am not aware where Mr. Gray has described it.

³ *Inornatus* being preoccupied by me, I change this to *versus*, not being able to call it after Mr. Hanley or Mr. Reeve, both names being preoccupied by me.

NON-SYMPHYNOTE UNIONES.	SMOOTH.	OVAL.	NON-SYMPHYNOTE UNIONES.	SMOOTH.	OVAL.
	<p>*<i>Bengalensis</i>. <i>Lea. Chenu. Blan.</i>¹ <i>Han.</i> <i>An. purpurea.</i> <i>Valen.</i> <i>An. Chinensis.</i> <i>Küst.</i>² <i>Unio verecundus.</i> <i>Gould.</i></p> <p>*<i>locellus.</i> <i>Lea.</i></p> <p>*<i>prunoides.</i> <i>Lea.</i></p> <p>*<i>peculiaris.</i> <i>Lea.</i></p> <p>*<i>civitatus.</i> <i>Lea.</i></p> <p>*<i>pilatus.</i> <i>Lea.</i></p> <p>*<i>cæruleus.</i> <i>Lea. Ben. Chenu. Blan.</i> <i>Han.</i> <i>Unio Gerbidoni.</i> <i>Fyfd. Blan.</i></p> <p>*<i>inornatus.</i> <i>Lea.</i></p> <p>*<i>parcus.</i> <i>Lea.</i></p> <p><i>Wilsonii.</i> <i>Lea.</i></p> <p>*<i>substriatus.</i> <i>Lea.</i></p> <p>*<i>olivarius.</i> <i>Lea. Ben. Chenu. Blan.</i>³ <i>Han.</i></p> <p>*<i>Nuttallianus.</i> <i>Lea. Blan.</i></p> <p>*<i>Gabonensis.</i> <i>Küst.</i></p>	<p>*<i>Batavus.</i> <i>Mat. and Ract. Lam. Nils.</i> <i>Pfeif. Rossm. Flem. Stein. Bouch.</i> <i>Puton. Potier. Dup. Brown.</i> <i>Desh. Menke. Mor. Goupil.</i> <i>Waard. Chenu. Fitz. Gras.</i> <i>Grat. Sicmasc. Gerst. Brot.</i> <i>Moq.</i> <i>Mya pictorum.</i> <i>Chem. Schröeter.</i> <i>Monta.</i> <i>Mya ovalis.</i>⁴ <i>Soland.</i> <i>Mya Batava.</i> <i>Wood. Maton. Dill.</i> <i>Mysca Batava.</i> <i>Turton.</i> <i>Unio ater.</i> <i>Nils. Ross. Bourg. Maq.</i> <i>Unio riparia.</i> <i>Pfeif. Menke.</i> <i>Unio pictorum.</i> <i>Drap., Pl. 11, Fig. 3.</i> <i>Unio fuscus.</i> <i>Zeigler. Mühl. Fitz.</i> <i>Unio gibba.</i> <i>Mühl. Pfeif.</i> <i>Unio Labacensis.</i> <i>Pfeif. Mühl.</i> <i>Schmidt.</i> <i>Unio reniformis.</i> <i>Schmidt. Rossm.</i> <i>Potier.</i> <i>Unio fuscus.</i> <i>Zeig. Pfeif.</i> <i>Unio consentaneus.</i> <i>Zeig. Rossm.</i> <i>Schmidt.</i> <i>Unio amnicus.</i> <i>Zeig. Rossm. Po-</i> <i>tier. Schmidt. Bourg.</i> <i>Unio Carynthiacus.</i> <i>Zeig. Rossm.</i> <i>Potier. Schmidt.</i> <i>Unio decurvatus.</i> <i>Rossm. Potier.</i> <i>Schmidt. Bourg.</i> <i>Unio sinuatus.</i> <i>Stud.</i> <i>Unio planus.</i> <i>Stud.</i> <i>Unio dilatatus.</i> <i>Stud.</i> <i>Unio Moquinianus.</i> <i>Dup. Merm.</i> <i>Rossm. Grat. Moq.</i> <i>Unio atrovirens.</i> <i>Schmidt.</i></p>			

¹ Mr. Blanford says it is a very peculiar variety of *marginalis*, and on the same page, says it is nearer to *corrugatus* than to *marginalis*! Also that it probably is not Indian, but "has better claims to distinction than most of Lea's species." It is very difficult for me to understand how any one, even with a little experience, can confound this species with any other, it is so very different. I doubt if Mr. B. has ever seen the species. It is not from the Ganges, but from Manilla, from whence many specimens were brought by Com. Wilkes' Expedition.

² The figure by Küster has teeth, and cannot be an *Anodonta*. I think it must be the same as *Bengalensis*.

³ Mr. Blanford doubts if this be not the same with *cæruleus*, but they are different without doubt.

⁴ Fide Dillwyn.

NON-SYMPHYNOTE UNIONES.		SMOOTH.	NON-SYMPHYNOTE UNIONES.	SMOOTH.
	OVAL.		OVAL.	
	<i>Unio meridiger.</i> Walsh.		* <i>coruscus.</i> Gould.	
	<i>Unio argens.</i> Küst.		* <i>pygmæus.</i> Lea.	
	<i>Unio badius.</i> Kokeil. Schmidt.		* <i>pusillus.</i> Lea.	
	<i>Unio Kurrii.</i> Küster.		* <i>lucidus.</i> Lea.	
	<i>Unio Retzii.</i> Küster.		* <i>fuscatus.</i> Lea.	
	<i>Unio Nessorynchus.</i> Held.		* <i>perpurpureus.</i> Lea.	
	<i>Unio tristis.</i> Morelet.		* <i>occultus.</i> Lea.	
	<i>Unio piscinalis.</i> Zeig. Rossm.		* <i>spadiceus.</i> Lea.	
	<i>Unio rubens.</i> Menke. Rossm.		* <i>luridus.</i> Lea.	
	<i>Unio rugatus.</i> Menke. Rossm.		* <i>Cumberlandicus.</i> Lea. Chenu. Han.	
	<i>Unio Bandinii.</i> Küst. Rossm.		* <i>Jonesii.</i> Lea.	
	<i>Unio Hispanicus.</i> Moquin. Rossm.		* <i>linguæformis.</i> Lea.	
	<i>Graells.</i> Bourg.		* <i>Smithii.</i> ⁴ Gray.	
	<i>Unio Sandrii.</i> Villa. Rossm. Bourg.		<i>vibex.</i> Con. Han.	
	<i>Unio destructilis.</i> Villa.		* <i>Mühlfeldianus.</i> Lea. Chenu. Reeve. Han.	
	<i>Unio Moulinsianus.</i> Dup. Grat.		* <i>creperus.</i> Lea. Chenu. Han.	
	<i>Unio pruinosus.</i> Schmidt.		* <i>glaber.</i> Lea. Chenu. Han.	
	<i>Unio subdentatus.</i> Zieg. Rossm.		* <i>discrepans.</i> Lea.	
	<i>Unio vitreus.</i> Stenz.			
	<i>Unio Maceerthyanus.</i> Bourg.			
	<i>Unio Byzantinus.</i> Parr.			
	<i>Unio orientalis.</i> ¹ ? Parr.			
	* <i>Mosulensis.</i> Lea.			
	* <i>Caffer.</i> Krauss.			
	* <i>Africanus.</i> Lea. ²			
	<i>Durieui.</i> Desh.			
	<i>Ravoisicri.</i> Desh. ³			
	* <i>Bucklyi.</i> Lea.			
	<i>Liebmanni.</i> Phil.			

¹ Very much the form of *M. Batavus*, Lam., and may prove to be the same. *Voy. de la Mer Morte*, par Sauley, 15th liv., p. 78.

² Prof. Krauss informs me that he thinks this is only the young of his *Caffer*. But not having seen each other's specimens, there remains at least a doubt of it.

³ This and the previous species are very much like *Batavus*, and may prove only well-marked varieties. The species in Algeria seems to be very much the same with those of the opposite side of the Mediterranean in France and Spain. The land shells vary little in species, but the species are finer and larger in Algeria.

⁴ Never having seen this shell, I place it here on the authority of Mr. Gray.—See his figure in Griffith's Cuvier, vol. xii.

NON-SYMPHYNOTE UNIONES.		NON-SYMPHYNOTE UNIONES.	
SMOOTH.	OVAL.	SMOOTH.	OVAL.
	*fabalis. ¹ <i>Lea. Chenu. Han.</i> <i>Unio capillus. Say, Transylvania</i> <i>Journal, vol. v.</i> <i>Unio lapillus. Say, Am. Conch. No.</i> <i>5. Con.</i>		*Bealei. <i>Lea.</i>
	*paulus. <i>Lea. Chenu.</i>		*Halcianus. <i>Lea. Chenu.</i>
	*corvinus. <i>Lea.</i>		*nigerrimus. <i>Lea.</i>
	*Cromwellii. <i>Lea.</i>		*minor. <i>Lea.</i>
	*parvus. <i>Bar. Sh. & Eat. Con. Phil.</i> <i>Küst. Adams. Han.</i> <i>Mya parva. Eat.</i>		*glans. ³ <i>Lea. Küst. Chenu. Con.</i> <i>Han.</i>
	*corvunculus. <i>Lea.</i>		involutus. <i>Hanley. Reeve.</i>
	*marginis. <i>Lea.</i>		*nux. <i>Lea.</i>
	*germanus. <i>Lea.</i>		*cinnamomicus. <i>Lea.</i>
	*granulatus. ² <i>Lea.</i>		*Brumbyanus. <i>Lea.</i>
	*cylindrellus. <i>Lea.</i>		*concolor. <i>Lea.</i>
	*Texasensis. <i>Lea.</i>		*moestus. <i>Lea. Chenu.</i>
	*Bairdianus. <i>Lea.</i>		*pullus. <i>Con.</i>
			*divaricatus. <i>Lea. Von Mar. Han.</i>
	*Petterianus? <i>Küst.</i> ⁴ <i>Unio carneus. Küst.</i>		

¹ Say and Conrad both, in their catalogues, give precedence to *lapillus*. *Fabalis* is in my Memoir read before the Am. Philos. Soc., May 7, 1830, and inserted in the Transactions; *capillus* was first inserted in the December number (1831) of the *Transylvania Journal*, and subsequently in the *Amer. Conch.*, No. 5 (August, 1832), under the name of *lapillus*. Mr. Say does not mention why he changed the name on redescription. I should prefer the first, as a more descriptive name, were I to choose between the two.

² Probably a marked variety of *germanus*, *Lea.*

³ Mr. Say doubts if the *glans* be not the same with *parvus*. I do not see how there can be any difficulty in distinguishing them. The *glans* is a much heavier shell, and the nacre of all the specimens I have seen is more or less purple, while that of *parvus* is always, I believe, white. Among many hundred specimens which have come under my notice, I have never seen one of any other color. The texture of the nacre is also totally different, the latter being more pearly than any other of our *Uniones*. In the epidermis and beaks they also differ essentially. Mr. Conrad describes and figures *U. glans*, *Lea*, in *Monog.*, p. 21; but the figure is evidently not *glans*. It is very like some of the varieties of *U. obscurus*, *Lea.*

⁴ *U. Petterianus* and *U. carneus* were sent to me by Dr. Vandembusch, of Bremen, as distinct species. I believe the latter to be the old of the former, thrown out of its normal form by much erosion at the beaks. They are from Montenegro, and may prove to be only a variety of *Unio Batavus*. See Küster's edition of Martini, Pl. 26, Fig. 4.

NON-SYMPHYNOTE UNIONES.	SMOOTH.	OVAL.	NON-SYMPHYNOTE UNIONES.	SMOOTH.	OVAL.
		* <i>faba</i> . D'Orb. Han.			*corbis. Benson. ² Blan.
		* <i>ineptus</i> . Lea.			* <i>Egyptiacus</i> . Caill. Fer. Desh. Potier. II. Adams. Han. <i>Unio eucyphus</i> . Bourg.
		* <i>Wynegungaensis</i> . Lea. Blan.			<i>Guadecchaudii</i> . Eyd. Blan.
		* <i>Burroughianus</i> . Lea. D'Orb. Hupé. Von Mart. Han.			* <i>Bonneaudii</i> . ³ Eyd. Blan.
		* <i>vestitus</i> . Lea.			OBLONG.
		* <i>Wheatleyanus</i> . Lea.			* <i>brevidens</i> . Lea. Chenu. Han. <i>Unio interruptus</i> . Con.
		* <i>rudus</i> . Lea.			* <i>tetralasmus</i> . ⁴ Say. Desh. Con. Han.
		* <i>Tecomatensis</i> . Lea.			* <i>trifidus</i> . Lea.
		* <i>discus</i> . ¹ Lea. Chenu. Han. <i>Unio Panacoensis</i> . V. d. Busch. Phili. <i>Unio Mexicanus</i> . Sow. Reeve.			* <i>camptodon</i> . ⁵ Say. Han. <i>Unio declivis</i> . ⁶ Con. <i>Unio Sayii</i> . Tappan. Con. <i>Unio electrinus</i> . Reeve. <i>Unio rhomboideus</i> . Dr. Ward's MSS. <i>Unio subcroceus</i> . Con.
		* <i>simus</i> . Lea. Chenu. Han.			* <i>Columbensis</i> . Lea.
		* <i>plancus</i> . Lea.			<i>Jamesianus</i> . Lea.
		<i>multidentatus</i> . Phili.			* <i>obesus</i> . Lea. Han. <i>Unio rivularis</i> . Con.
		* <i>Niloticus</i> . Caill. Fer. Desh. Han. Menke. Potier. Chenu. <i>Mya pictorum</i> . Forkaël. <i>Unio pumilis</i> . Zieg. <i>Unio Pareyssi</i> . Phili.			* <i>Bissellianus</i> . Lea.

¹ *Unio discus* is found in Mactizuma River, Central America, and occurs white, and beautifully salmon color, as well as purple.

² Very like *U. Niloticus*, Fer., and may be only a variety.

³ I am very much inclined to think *Bonneaudii* will prove to be the same with *Niloticus*.

⁴ *Tetralasmus* will, I think, prove to be a large and perfect *camptodon*, Say.

⁵ This fine shell, as well as *tetralasmus*, both of which are Mr. Say's, seem to have been overlooked in the formation of his catalogue. They are described in his *Amer. Conchology*. I have never seen the shell he calls *tetralasmus*—they may possibly prove to be the same.

⁶ The shell in the Academy of Nat. Sci., described and figured by Mr. Conrad, in his *Monography*, p. 45, as *declivis*, Say, I consider to be a middle-aged *camptodon*, Say. This, however, is not the opinion of all our conchologists. Professor Kirtland, in his *Ohio Report*, says that a shell answering Say's description of *declivis* is found in some of the tributaries of the Scioto River. This is the shell since described by Judge Tappan as *U. Sayii*, but which I have always believed to be *camptodon*.

NON-SYMPHYNOTE UNIONES.	SMOOTH.	OBLONG.	NON-SYMPHYNOTE UNIONES.	SMOOTH.	OBLONG.
		*Jewettii. <i>Lea.</i>			*Roswellensis. <i>Lea.</i>
		*squalidus. <i>Lea.</i>			*Postellii. <i>Lea.</i>
		*Pawensis. <i>Lea.</i>			*exolescens. ¹ <i>Gould. Blan.</i>
		*hebes. <i>Lea.</i>			Prusii. <i>Bourg.</i>
		*quadrilaterus. <i>Lea.</i>			*Peguensis. <i>Anth.</i>
		*indefinitus. <i>Lea.</i>			*jejunus. <i>Lea. Chenu. Han.</i>
		*Hopetonensis. <i>Lea. Chenu.</i>			*complanatus. <i>Solan. Lea. Gould.</i>
		*fraternus. <i>Lea.</i>			Adams. <i>Han. Linsley. Dekay.</i>
		*Cuvierianus. <i>Lea.</i>			Stimpson. <i>Migh. Gerst.</i>
		*Charlottensis. <i>Lea.</i>			<i>Mya complanata. Soland. Dill.</i>
		*Savannahensis. <i>Lea.</i>			<i>Mya rigida. Wood.</i>
		*Weldonensis. <i>Lea.</i>			<i>Mya purpurea. Eat.</i>
		*Gastonensis. <i>Lea.</i>			<i>Unio violaceus. Spengler.</i>
		*humerosus. <i>Lea.</i>			<i>Unio purpureus.² Say. Bar. Con.</i>
		*nubilus. <i>Lea.</i>			<i>Unio rarisulcata. Lam. Menke.</i>
		*Mecklenbergensis. <i>Lea.</i>			<i>Unio coarctata. Lam. Menke.</i>
		*Baldwinensis. <i>Lea.</i>			<i>Unio purpurascens. Lam. Desh.³</i>
		*Roanokensis. <i>Lea. Chenu. Han.</i>			Menke. <i>Potier.</i>
		*maecer. <i>Lea.</i>			<i>Unio rhombula. Lam.</i>
*Neusensis. <i>Lea.</i>	<i>Unio carinifera. Lam.</i>				
	<i>Unio Georgina. Lam.</i>				
	<i>Unio glabrata. Lam.</i>				
	<i>Unio sulcidens. Lam. Chenu.</i>				
	<i>Unio fluviatilis. Green.</i>				
	<i>Unio tortuosus. Sow. Reeve.</i>				
	*Northamptonensis. <i>Lea.</i>				
	*percoarctatus. <i>Lea.</i>				
	*squameus. <i>Lea.</i>				
	planilaterus. <i>Con.</i>				
	*inusitatus. <i>Lea.</i>				

¹ I think this is the shell which Mr. Conrad figures in the *Jl. Acad. Nat. Sci.*, vol. 2, pl. 26, f. 6, but which he considered as a *U. complanatus*.

² Mr. Conrad is wrong, in his "Synoptical Table," in giving Mr. Say's name precedence, making *complanatus* a synonym.

³ Deshayes, in *Ency. Meth. Vers.*, t. 2, p. 381, No. 9.

NON-SYMPHYNOTE UNIONES.	SMOOTH.	OBLONG.	NON-SYMPHYNOTE UNIONES.	SMOOTH.	OBLONG.
		*cicur. <i>Lea.</i>			*Račensis. <i>Lea.</i>
		*cistellæformis. <i>Lea.</i>			*salebrosus. <i>Lea.</i>
		*Orontesensis. <i>Lea.</i>			*Uharčensis. <i>Lea.</i>
		*Livingstonensis. <i>Lea.</i>			*viridans. <i>Lea.</i>
		*Hallenbeckii. <i>Lea.</i>			*subinflatus. <i>Con.</i>
		*errans. <i>Lea.</i>			*Abbevillensis. <i>Lea.</i>
		*Damascensis. <i>Lea.</i>			*Raleighensis. <i>Lea.</i>
		*vicinus. <i>Lea.</i>			*Beaverensis. <i>Lea.</i>
		*virens. <i>Lea.</i>			*aberrans. <i>Lea.</i>
		*opacus. <i>Lea.</i>			*Orphaensis. <i>Lea.</i>
		*Catawbensis. <i>Lea.</i>			cultelliformis. ¹ <i>Con.</i>
		*viridicatus. <i>Lea.</i>			<i>Unio depressus.</i> <i>Con.</i> Not Lam.
		*fumatus. <i>Lea.</i>			*symmetricus. <i>Lea.</i>
		*rostrum. <i>Lea.</i>			limatulus. <i>Con.</i>
		*hepaticus. <i>Lea.</i>			*Buddianus. <i>Lea.</i>
		*subniger. <i>Lea.</i>			Stuarti. <i>Ad. & An.</i>
		*æquatus. <i>Lea.</i>			*lutulentus. <i>Gould.</i>
		*subflavus. <i>Lea.</i>			*Griffithianus. <i>Lea. Han.</i>
		*similis. <i>Lea.</i>			*mediocris. <i>Lea.</i>
*nigellus. <i>Lea.</i>	*Valentinus. <i>Rossm. Bourg.</i>				
*denigratus. <i>Lea.</i>	Zelcbori. <i>Fraun.</i>				

¹ *Unio cultelliformis* is described as coming from Australia. It is so much like one of our varieties of *complanatus*, that I am induced to believe that some error of locality must have occurred. In a subsequent paper (Jl. A. N. S., v. 2, p. 295), Mr. Conrad makes *cultelliformis* a synonym to *U. depressus*, Lam., which he also describes and figures, pl. 26, f. 2; but I think that *cultelliformis* should rather be considered a synonym to *complanatus*, if it be not a true species, of which I have expressed a doubt above.

NON-SYMPHYNOTE UNIONES. SMOOTH.	OBLONG.	NON-SYMPHYNOTE UNIONES. SMOOTH.	OBLONG.
	Mexicanus. <i>Phili.</i>		*insulsus. <i>Lea.</i>
	*ampullaceus. <i>Lea.</i>		*obnubilus. <i>Lea.</i>
	*mutabilis. <i>Lea.</i>		*Geddingsianus. <i>Lea. Chenu.</i>
	*Æthiops. <i>Lea.</i>		*similis. <i>Lea.</i>
	*auratus. <i>Swain.</i>		*tetricus. <i>Lea.</i>
	<i>Niäa aurata. Swain.</i>		*Whiteianus. <i>Lea.</i>
	<i>Unio obtusa.¹ Fer.²</i>		*Kullethensis. <i>Lea.</i>
	<i>Unio depressus. D'Orb.</i>		*Mardinensis. <i>Lea.</i>
	<i>Unio Chilensis. Phili.³</i>		*fuliginosus. <i>Lea.</i>
	<i>Unio Gassiesii. Grat.</i>		*paliatus. <i>Ravenel's Letter.</i>
	<i>Unio fragilis. Swain.</i>		*Strebelii. <i>Lea.</i>
	*atratus. <i>Sow. Han.</i>		*camelopardilis. <i>Lea.</i>
	<i>Niäa atrata. Swain.</i>		*Tuomeyi. <i>Lea.</i>
	<i>Niäa fragilis. Swain.</i>		*Chathamensis. <i>Lea.</i>
	<i>Unio auratus. Phili.</i>		*tortivus. <i>Lea. Chenu.</i>
	<i>Unio Chilensis. Gray.</i>		*purpurellus. <i>Lea.</i>
	<i>Unio Molinæ. Phili.</i>		occidentalis. <i>Con.</i>
	*lepidior. ⁴ <i>Lea.</i>		Watereensis. <i>Lea.</i>
	<i>Unio lepidus. Lea.</i>		<i>Unio Raveneli.⁶ Con.</i>
*Casablancae. <i>Phili.⁵</i>			
*Araucanus. <i>Phili.</i>			
*confertus. <i>Lea. Han.</i>			
*legubris. <i>Lea. Han.</i>			
*piccus. <i>Lea.</i>			

¹ Fide D'Orbigny, *Mag. de Zoology*, 1835.

² D'Orbigny says this is the *depressus* of Lesson, and figured and described by Lesson in the *Voyage de la Coquille*. Now the description of Lamarek answers to the figure of Lesson, and I am disposed to think that the two are the same. I do not know where Ferussac described *obtusa*.

³ A specimen of *U. auratus* from Chiloe, South America, sent to me by Dr. Vandembusch from Bremen, was labelled *U. Chilensis*, Philippi.

⁴ *Lepidus* being preoccupied by Dr. Gould for a Florida species, I propose *lepidior* for my species.

⁵ An authentic specimen was given to me by Dr. Dunker in Cassel, and although very close to *atratus*, I think it will prove to be a distinct species.

⁶ Prof. Ravenel's name being previously used for a *Unio* (*Amer. Phil. Soc. Trans.*, vol. v.), it becomes necessary to change Mr. Conrad's name, which I do, to that of the river in which it was found.

NON-SYMPHYNOTE UNIONES.	SMOOTH.	OBLONG.	NON-SYMPHYNOTE UNIONES.	SMOOTH.	OBLONG.
		<p>*fulvus. <i>Lea. Han.</i> <i>Unio icterinus. Con.</i></p> <p>*rufusculus. <i>Lea.</i></p> <p>*Gibbesianus. <i>Lea.</i></p> <p>*sordidus. <i>Lea.</i></p> <p>*Dariensis. <i>Lea. Chenu.</i></p> <p>*Congaræus. <i>Lea. Chenu. Han.</i></p> <p>*incrus. <i>Lea.</i></p> <p>*Charruanus.¹ <i>D'Orb.</i></p> <p>rhuacoicus. <i>D'Orb. Von Mar.</i></p> <p>*neglectus. <i>Lea.</i></p> <p>*subplanus. <i>Con.</i></p> <p>*manubius. <i>Gould.²</i></p> <p>*declivis. <i>Say. Desh. Küst. Han.</i> <i>Unio geometricus.³ Lea.</i> <i>Unio excultus. Con.</i></p> <p>*paludicolus. <i>Gould.</i></p> <p>*Blandingianus. <i>Lea. Küst.</i> <i>Unio rivicolus. Con.</i></p> <p>*quadratus. <i>Lea.</i></p>			<p>*depressus. <i>Lam. Less. Chenu. Küst. Han.</i> <i>Unio Balonnensis.⁴ Con.</i> <i>Unio ambiguus. Phil.</i> <i>Unio profugus. Gould.</i> <i>Unio Angasi. Reeve. (No. 282.)⁵</i></p> <p>angustus. <i>Lam. Han.</i></p> <p>*cacao. <i>Lea.</i></p> <p>*modestus. <i>Fer.</i></p> <p>*suavidicus. <i>Lea.</i></p> <p>famelicus. <i>Gould.</i></p> <p>*Couchianus. <i>Lea.</i></p> <p>*litoralis. <i>Drap. Lam. Mill. Pfeif. Rossm.⁶ Des Moul. Grat. Brard. Desh. Cuv. Maton and Racket. Bouil. Gras. Bronn. More. Merm. Gassies. Goupil. Dupuy. Puton. Potier. Graells. Mouss. Han. Caill.</i> <i>Unio crassus. Nil. Phil. Menke. Rossm. Moq.</i> <i>Unio brevisialis. Lam.</i> <i>Unio nana. Lam. Dup. Bourg.</i> <i>Unio subtetragona. Mich. Dup. Merm. Graells. Gras.</i> <i>Unio incurvus. Lea. Chenu.</i> <i>Unio Pianensis. Farines. Dup. Graells.</i> <i>Unio granosus. Schum.</i></p>

¹ The two specimens sent to me by M. D'Orbigny are much smaller than the adult figured by him in *Voy. Am. Mer.*, and although very like *delodontus*, Lam., are different in outline and in some minor characters.

² I am disposed to believe that this is only a variety of *declivis*, Say. I have specimens from Texas which indicate this.

³ I do not find this or *declivis* in Mr. Say's *Synonymy*. He has, however, priority.

⁴ In a subsequent paper, *Jl. A. N. S.*, vol. ii. p. 295, Mr. Conrad says that, in referring the shell to *depressus*, Lam., I have committed "an oversight." I do not admit this, but consider myself to be correct, having long had a specimen of *U. depressus* in my possession, and having seen it frequently in various cabinets in Europe.

⁵ Mr. Reeve cites my MS. for this name. I have no recollection of it.

⁶ Rossmässler, *Iconographie*, vol. iii. p. 36, describes a variety under the name of *umbonatus*.

NON-SYMPHYNOTE UNIONES.		NON-SYMPHYNOTE UNIONES.	
SMOOTH.	OBLONG.	SMOOTH.	SUBROTUND.
	SUBROTUND.		
	<i>Unio brunneus.</i> Bonhomme. <i>Unio Woolwichii.</i> Morelet. <i>Unio cuneatus.</i> Jaeg. <i>Unio Valentinus.</i> Rossm. <i>Unio Astierianus.</i> -Dup. Grat. <i>Unio umbonatus.</i> Bourg. <i>Unio rhomboideus.</i> Moq. <i>Mysea ovata?</i> ¹ Turt. <i>Mya rhomboidea.</i> Schr. Bourg.		Masoni. Con. Küst. Han. *rotundatus. Lam. Han. <i>Unio suborbiculata.</i> Lam. Blain. <i>Unio glebulus.</i> ³ Say. <i>Unio subglobosus.</i> Lea. *Chickasawhensis. Lea. *pauperculus. Lea. *petrinus. Gould. *Houstonensis. Lea. *Paranensis. Lea. D'Orb. Han. <i>Unio Solisiana</i> (junior). D'Orb. *peræformis. Lea. *diseulus. Lea. *bulloides. Lea. *funcbralis. Lea. membranaceus. ⁴ Mat. Han.
	*eireulus. Lea. Sh. & Eat. Desh. <i>Chenu.</i> Han. <i>Mya rotunda?</i> Wood. *lens. ² Lea. Chenu. Han. <i>Unio depygis.</i> Con. *Beadleianus. Lea. *Showalterii. Lea. *unicolor. Lea. rubellus. Con. Han.		

¹ Turton's figure seems to me to be an elongate variety of *littoralis*, analogous to that which I described, in error, under the name of *incurvus*. But Forbes and Hanley say that *littoralis* does not now exist in the waters of Great Britain, and is only found there in the *Pliocene* formation, in a fossil state. If this be so, then Turton's figure must be erroneously given.

² I have some doubts whether this should be considered more than a variety of *eireulus*. I am not, however, sure that it is not distinct.

³ Although Mr. Say had published this shell in the *Transylvania Journal*, and in his *Am. Conchology*, he omitted it altogether in his *Synonymy*. He inserted other species from the vicinity of New Orleans.

⁴ I formerly placed this with the *Anodontæ*, but D'Orbigny, who has seen the shell in its native waters, having placed it among the *Uniones*, I follow him, never myself having seen the shell. The figure of Dr. Maton (*Linn. Trans.*, vol. x.) is without teeth, and the text says expressly "cardo edentulus." Notwithstanding this, I am inclined to believe that D'Orbigny is right, for the form of the shell is such as I have not seen in the *Anodontæ*. Not knowing what induced M. D'Orbigny to change Dr. Maton's name, I have restored it.

(Since this note was published, M. D'Orbigny, in his *Voy. Am. Mer.*, has come to a different conclusion as regards *Mytilus membranacea*, Mat. He now thinks that my *Anodonta lato-marginata* is the same with *membranacea*, but I do not think that Maton's figure can be referred to *lato-marginata*, even supposing the figure of *membranacea* made by Maton to be from a young specimen. The outline is not the same, *membranacea* being much more rotund, and the very great difference of solidity must have its influence in our decision; *lato-marginata* being one of the *thickest* of the *Anodontæ*. M. D'Orbigny, in *Mag. de Zool.*, 1835, gives *Mya membranacea* as a synonym to *Unio Matoniana*, and says the teeth are thin; but he ought to have cited it as *Mytilus*, as Maton does not give *Mya membranacea*, but *Mytilus membranacea*. M. D'Orbigny places it now among the *Anodontæ*, and restores Maton's specific name of *membranacea*, and considers my *lato-marginata* as a synonym. It does not appear to me, from the description and figure, that they can be the same.)

NON-SYMPHYNOTE UNIONES.	SMOOTH.	SUBROTUND.	NON-SYMPHYNOTE UNIONES.	SMOOTH.	SUBROTUND.
		<p><i>Myt. membranacea.</i> Mat. <i>Unio Matoniana.</i> D'Orb. <i>Unio subtrapezius</i> (junior). Phil. <i>Unio membranaceus.</i> Phil.</p> <p>*<i>variabilis.</i> Mat. Han. D'Orb. <i>Mya variabilis.</i>¹ Mat. Wood. Dill.</p> <p>*<i>rotundus.</i> Spix. Mori. <i>Diplodon rotundus.</i> Spix.</p> <p>Fontainianus? D'Orb. Hupé.</p> <p>*<i>patelloides.</i> Lea.</p> <p>*<i>nocturnus.</i> Lea.</p> <p>*<i>gratus.</i> Lea.</p> <p>*<i>retusus.</i>² Lam. Con. Menke. Küst. Han. <i>Unio torsa.</i> Raf. Sh. & Eat. Potier. Chenu. <i>Unio obtusa.</i>³ Cuvier. <i>Unio cordatus</i> (female). Küst.</p> <p>*<i>ebenus.</i> Lea. Chenu. Han. <i>Unio mytiloides.</i> Con.; not Raf. <i>Unio obliquus.</i> Con. Küst. <i>Unio Gouldianus.</i> Ward.</p>			<p>*<i>Lesucurianus.</i> Lea. Chenu.</p> <p>*<i>Lyonii.</i> Lea.</p> <p>*<i>Lewisii.</i> Lea.</p> <p>*<i>nucleopsis.</i> Con.</p> <p>*<i>fibuloides.</i> Lea.</p> <p>*<i>Kirtlandianus.</i>⁴ Lea. Han.</p> <p>Evansi. Ad. & An. Reeve.</p> <p>*<i>pilaris.</i> Lea. Chenu.</p> <p>*<i>dollabelloides.</i> Lea. Chenu.</p> <p>*<i>Thorntonii.</i> Lea.</p> <p>*<i>subrotundus.</i> Lea. Chenu. Han. <i>Unio politus?</i>⁵ Say. Küst. <i>Unio brevialis?</i> Crouch. <i>Unio politus.</i> Con. <i>Unio cicatricosus.</i> Reeve, Sp. 50.</p> <p>*<i>coccineus.</i> Lea. Chenu. Han. <i>Unio coccineus.</i> Dr. Hildreth's Letter. <i>Unio coccineus.</i> Con.</p>

¹ The figure of this shell in the *Lin. Soc. Trans.*, vol. x., although so much smaller a shell than *Paranensis* (nobis), is so much like it that I should not be surprised if they should prove to be the same. Lamarek considered this to be the same with his *Hyria corrugata*; but it is very different.

(Since the publication of this note, I have received, from M. Morigaud, a suite of specimens of *Paranensis*, which indicate, unquestionably, a distinct species. The beaks of *rotundus*, Wag., have not the strong folds on them, while the *Paranensis* has many elevated radiations from the beaks. The outline too of the former is more orbicular.)

² M. Deshayes thinks this is *incurvus*, Say. I do not know where Mr. Say published a shell under that name.

³ In the recent edition of Cuvier *Reg. An.*, by his pupils, there is a beautiful figure of *U. retusus*, Lam., under the name of *U. obtusa*, Say. I am not aware that Mr. Say described a *Unio* under that name. The *retusus*, Lam., is a common, well-known, and perfectly distinct species.

⁴ Prof. Kirtland, in his *Ohio Report*, expresses his opinion of this being only a very flat variety of *subrotundus* (nobis).

⁵ Mr. Conrad cites Mr. Say's table of synonymy for *politus*, but I am not aware of Mr. S. ever having described it.

NON-SYMPHYNOTE UNIONES.	SMOOTH.	SUBROTUND.	NON-SYMPHYNOTE UNIONES.	SMOOTH.	WIDE.
		<i>Unio catillus</i> . ¹ Con. Küst.			<i>Unio leprosus</i> . Miles.
		<i>Unio cuneus</i> ? Con.			<i>Mya praelonga</i> . Wood. Eat.
		*ornatus. Lea.			<i>Ligumia recta</i> . Swain.
		*semirugatus. Lam. Menke. Chenu.			<i>Eurynea praelonga</i> . Stimpson. (Agass. MSS.)
		*Emesaensis. Lea.			*strigosus. Lea. Chenu.
		WIDE.			*perstriatus. Lea.
		*Shepardianus. Lea. Con. Küst. Chenu. Han.			*Siamensis. Lea.
		Bensonii. ² Lea.			*Poeyanus. Lea.
		<i>An. soleniformis</i> . Ben. <i>Spatha soleniformis</i> . Ben. (In lit.)			*Popeii. Lea.
Duttonianus. Lea. Chenu.	*angustatus. Lea. Con. Chenu. Han.				
*folliculatus. Lea. Chenu. Han.	*sublatus. Lea.				
*rectus. Lam. Sh. & Eat. Swain. Adams. Han. Dekay. Potier. Küst. Chenu.	*latus. Lea.				
<i>Unio praelongus</i> . Barn. Hild.	*verutus. Lea.				
<i>Unio arquatus</i> ? Con. ³	*Oemulgéensis. Lea.				
<i>Unio recta</i> . Valen.	*dactylus. Lea. Chenu.				
<i>Unio Sageri</i> . ⁴ Con.	*lanceolatus. ⁵ Lea. Chenu. Desh. Han.				

¹ The late Dr. R. E. Griffith had in his collection a shell marked *catillus*, he thought by Mr. Conrad himself, but which I think was only a variety of *obliquus*, Lam.; certainly it is not the species figured by Mr. Conrad. In a letter from Dr. Ward in 1836, he says, "*U. catillus* runs into *coccineus*, so that Mr. Conrad would be puzzled to part the species in my collection. They are only varieties of the same species."

² A single old valve (diam. .7, length 1.5, breadth .6 inches) was submitted to me, with a complete young specimen 2.3 inches wide, by W. H. Benson, Esq., of London. The old valve is imperfect along the dorsal margin, but still there may be observed imperfect cardinal and lateral teeth. In the young specimen, the lateral teeth, while being very delicate and circular, are perfectly well defined, being double in the left and single in the right valve. As Mr. Benson's name (*soleniformis*, Jl. Asiatic Sec., vol. v., p. 750, 1836) has already been used for a *Unio*, I propose *Bensonii* for it in honor of the discoverer, who has done so much for the Natural History of the East of Asia.

³ I have a deformed *rectus* so exactly like the figure given by Mr. Conrad that I cannot help thinking they are the same.

⁴ Mr. Conrad's figure so nearly resembles the male specimens of *U. rectus*, from Green Bay, in my cabinet, that I am persuaded the *Sageri* will not prove to be a distinct species. Drs. Kirtland and Ward, and Judge Tappan, consider it a variety of *gibbosus* of Barnes. In Mr. Conrad's *Synopsis* (1852) he seems to have abandoned the name; as he has not inserted it there.

⁵ M. Deshayes (2d edit. Lamarck) doubts if *lanceolatus* be not the young of *anodontoides*, "of Say." (*Anodontoides* was not described by Mr. Say, but by myself.) The first has been found only in the waters east of the Alleghany Mountains, the last only in the western waters. There cannot be a doubt of their being distinct species. In size they differ altogether.

NON-SYMPHYNOTE UNIONES.	SMOOTH.	WIDE.	NON-SYMPHYNOTE UNIONES.	SMOOTH.	WIDE.
		*viridulus. <i>Lea.</i>			<i>Unio ovalis.</i> <i>Retz. Flem. Sow.</i>
		*anodontoides. <i>Lea. Kirtl. Chenu.</i>			<i>Villa. Brown. Gray. Caill.</i>
		<i>Adams. Han.</i>			<i>Mya ovalis.</i> <i>Monta.</i>
		<i>Unio teres?</i> <i>Raf.</i>			<i>Mya ovata.</i> <i>Don. Mat. Wood. Dill.</i>
		<i>Unio teres.</i> <i>Con.</i>			<i>Mya depressa.</i> <i>Don.</i>
		*rasus. <i>Lea.</i>			<i>Mysca solida.</i> <i>Turt.</i>
		*parallelopedon. <i>Lea. D'Orb. Han.</i>			<i>Mysca ovata.</i> <i>Swain.</i>
		*acutirostris. <i>Lea.</i>			<i>Unio nodulosa.</i> <i>Lam. Menke.</i>
		*platyrhynchus. ¹ <i>Rossm. Schmidt.</i>			<i>Unio Michaudiana?</i> <i>Des Moul. Dup.</i>
<i>Potier. Por. Villa. Han.</i>	<i>Unio ovata.</i> <i>Studer. Bouil. Menke.</i>				
*Cailliaudii. <i>Fer. H. Adams.</i>	<i>Fitz.</i>				
<i>Unio lithophagus.</i> <i>Zieg.</i>	<i>Unio rostrata.</i> <i>Stud.</i>				
<i>Unio teretiusculus.</i> <i>Phili.</i>	<i>Unio Limagnæ.</i> <i>Bouil.</i>				
*Ingallsianus. <i>Lea.</i>	<i>Unio solida.</i> <i>Villa.</i>				
*sagittarius. <i>Lea. Von Mart.</i>	<i>Unio arcuatus.</i> <i>Bouch.</i>				
*tumidus. ² <i>Retz. Speng. Schum. Nils.</i>	*pictorum. ³ <i>Retz. Speng. Lam. Cuv.</i>				
<i>Pfeif. Villa. Rossm. Brown.</i>	<i>Mill. Pfeif. Drap. Bosc. Don.</i>				
<i>Menke. Stein. Put. Potier. Dup.</i>	<i>Blain. Crouch. Flem. Des Moul.</i>				
<i>Forbes. Mouss. Fitz. Han. Moq.</i>	<i>Grat. Bouil. Menke. Nils. Stein.</i>				
<i>Caill.</i>	<i>Brard. Brown. Puton. Desh. Potier. Por. Dup. Klees. Merm. Küst. Alder. Graells. Villa. Forbes. Schmidt. Rossm. Guerin. Morelet. Gras. Goupil. Bouch. Schrenk. Fisch. L. Waard. Fitz. Midd. Gras. Gerst. H. & A. Adams. Moq. Han. Caill.</i>				

¹ This is a curious and very interesting shell which I received from Vienna. Its habitat is Carynthia. It may be only a remarkable variety of *pictorum*, Retz. Such is the opinion of some of the German malacologists.

² The *tumidus*, Retzius, is, I think, without doubt, the same as *ovalis*, Retzius, and other European authors. But, Retzius having described *tumidus* before *ovalis*, the former name must take priority. Prof. Mousson gave me in Zurich a specimen of this species, which, he says, came from Java.

³ The well-known *Unio pictorum* of European authors, so widely distributed throughout that quarter of the globe, has been the fruitful source of trouble and perplexity to naturalists who have studied this branch of Malacology. I have seen no reason to change my opinion, since the publication of the last edition of this Synopsis, as to the synonymy, which, unfortunately, is still going on to increase, to the great embarrassment and injury of this branch of the science. I am well aware that some able writers in Europe have endeavored to stem this tendency to multiply so dreadful a synonymy, such as *U. pictorum* and *An. cygnea* present; and I find in the admirable work of Forbes and Hanley (now nearly finished), on the *Malacology of Great Britain*, ideas which are so entirely parallel with my own, that I cannot refrain from making the following extract. They say they "do not observe in Rossmassler figures of continental forms of this polymorphous shell, any of which our islands do not exhibit a nearly analogous representation. If a certain platitude of language be demanded in a description of the preceding species, far more requisite is it that our diagnosis of the present one should be sufficiently exclusive," p. 144. (See note on *An. cygnea*.)

NON-SYMPHYNOTE UNIONES.	SMOOTH.	WIDE.	WIDE.
		<p><i>Mya pictorum</i>. Lin. Müll. Born. Poli. Schröt. Pennant. Dill. Wood. Mat. Schreib. Da Cost. Allen.</p> <p><i>Musculus angustior</i>. List. Hist. Animalia, p. 149.</p> <p><i>Mya corrugata Maroccana</i>.¹ Chem. — <i>margaritica</i>. Klein. — <i>augusta</i>. Klein.</p> <p><i>Long thick horse mussel</i>. Petiv.</p> <p><i>Mya nodosa</i>. Martini. Lin. Schreib. Wood. Dill.</p> <p><i>Mysca pictorum</i>. Turt.</p> <p><i>Potomida sicula</i>. Swain.²</p> <p><i>Unio delphinus</i>. Speng.</p> <p><i>Unio inflatus</i>. Stud.</p> <p><i>Unio rostratus</i>. Lam. Pfeif. Mich. Desh. Bouil. Gras. Puton. Potier. Brown. Villa. Waard. Chenu. Fitz. Gras.</p> <p><i>Unio manca</i>. Lam. Millet. Dup. Bourg.</p> <p><i>Unio castaneus</i>. Müll.</p> <p><i>Unio elongatulus</i>. Mühl. Rossm. Potier. Por. Dup. Villa.</p> <p><i>Unio Turtonii</i>. Payr. Desh. Phil. Dup. Bourg.</p> <p><i>Unio lobatata</i>. De Cr. and J.³</p> <p><i>Unio Capigliolo</i>. Payr. Desh. More. Dup. Rossm. Grat. Moq.</p> <p><i>Unio Requienui</i>. Mich. Rossm. Gassies. Potier. Dup. Gras. Grat. Mous. Bourg. Stab. Moq.</p> <p><i>Unio Deshayesii</i>. Mich. Desh. Rossm. Brown. Gras. Grat.</p> <p><i>Unio platyrinchoideus</i>. Dup. Bourg.</p>	<p><i>Unio limosus</i>. Nil. Rossm.</p> <p><i>Unio longirostris</i>. Ziegl. Potier. Por. Rossm. Villa. Schmidt.</p> <p><i>Unio lemovicense</i>. Fer. Menke.</p> <p><i>Unio retusus</i>. Held.</p> <p><i>Unio ventrosus</i>. Küster.</p> <p><i>Unio levigatus</i>. Küster.</p> <p><i>Unio latirostris</i>. Küster.</p> <p><i>Unio concinnus</i>. Küster.</p> <p><i>Unio corrosus</i>. Villa. Por.</p> <p><i>Unio Spinelli</i>. Villa.</p> <p><i>Unio pallens</i>. Parreyss. Küst.</p> <p><i>Unio dactylus</i>. Morelet.</p> <p><i>Unio mucidus</i>. Morelet.</p> <p><i>Unio arcuatus</i>. Bouch. Dup.</p> <p><i>Unio Arbusianus</i>. Reyniès.</p> <p><i>Unio Muelleri</i>.⁴ Rossm.</p> <p><i>Unio ponderosus</i>. Spitz. Rossm.</p> <p><i>Unio graniger</i>. Zieg.</p> <p><i>Unio decipiens</i>. Zieg. MSS. Bourg.</p> <p><i>Unio Nathusii</i>. Küst.</p> <p><i>Unio vindiflavus</i>. Küst.</p> <p><i>Unio Petrovichii</i>. Küst.</p> <p><i>Unio dubius</i>. Fitz.</p> <p><i>Unio Ronsii</i>. Dup.</p> <p><i>Unio proechus</i>. Bourg.</p> <p><i>Unio actaphilus</i>. Bourg.</p> <p><i>Unio vulgaris</i>. Stab.</p> <p><i>Unio Blauneri</i>. Shutt. Stab.</p> <p><i>Unio subreneformis</i>. Bourg.</p> <p><i>Unio Penchinatianus</i>. Bourg.</p> <p><i>Unio Graellsianus</i>. Bourg.</p> <p><i>Unio Courquinianus</i>. Bourg.</p> <p>*<i>elongatulus</i>. Pfeif. Han.</p> <p><i>Unio Aradæ</i>. Phil.</p>

¹ Chemnitz figures this shell, vol. vi. table 3, Figs. 23 and 24. From the description and outline, I have little doubt of its being a young *pictorum*, more than usually undulated in the region of the beaks. Its being rugose over the whole surface, as mentioned by him, is not evidence against its being such. As the first growth subsequently forms the beak of the shell, it ought of course to be rugose, if that be the character of the shell. The inside view is without teeth, but this is doubtless the fault of the draftsman or engraver, as the author speaks of the hinge being like the common mussel.

² I suspect this will prove to be the same as *elongatulus*, Pfeif., which may itself be only a var. of *pictorum*. Swainson and Pfeiffer obtained them from Sicily.

³ Fide Philippi. Michaux's figure has more the appearance of *U. Batarus*.

⁴ I think this will be found to be a deformed *pictorum*.

NON-SYMPHYNOTE UNIONES.		NON-SYMPHYNOTE UNIONES.	
NON-SYMPHYNOTE UNIONES.	SMOOTH.	WIDE.	WIDE.
		<i>Unio Gargottæ.</i> Phil. More. Gerst. Rossm.	* <i>naviculoides.</i> Lea.
		* <i>Moreleti.</i> ¹ Desh.	* <i>perlatus.</i> Lea.
		* <i>sagittæformis.</i> Lea.	* <i>Hazlehurstianus.</i> Lea.
		* <i>rostriformis.</i> Lea.	* <i>Barrattii.</i> Lea.
		* <i>gracilentus.</i> Lea.	<i>productus.</i> ³ Con. Küst. Han.
		* <i>nasutus.</i> ² Say. Barn. Swain. Han. Gould. Linsl. Dekay.	* <i>viridiradiatus.</i> Lea.
		<i>Unio rostratus.</i> Valen.	* <i>pullatus.</i> Lea.
		<i>Mya nasuta.</i> Wood. Eat.	* <i>Fisherianus.</i> Lea. Chenu. Han.
		<i>Eurynea nasuta.</i> Stimpson. (Agass. MSS.)	* <i>nasutulus.</i> Lea.
		* <i>Mississippiensis.</i> Con.	* <i>Emmonsii.</i> Lea.
		<i>Unio Cocoduensis.</i> Reeve.	* <i>aheneus.</i> Lea.
		* <i>aquilus.</i> Lea.	* <i>Jayanus.</i> Lea. Chenu. Han.
		* <i>protensus.</i> Lea.	* <i>marginalis.</i> Lam. Desh. Blan. Han.
		* <i>extensus.</i> Lea.	<i>Unio anodontina.</i> Lam. Blan.
		* <i>Burkensis.</i> Lea.	<i>Unio evanescens?</i> Mouss.
	* <i>oblatus.</i> Lea.	* <i>iris.</i> ⁴ Lea. Desh. Chenu. Han.	
	* <i>Maconensis.</i> Lea.	<i>Unio subrostratus.</i> Say.	
		<i>Unio nebulosus?</i> Con.	
		* <i>Novi-Eboraci.</i> ⁵ Lea. Dekay. Chenu.	

¹ This is no doubt a good species. I have seen a very good specimen belonging to the cabinet of the Rev. Mr. Beadle, of Hartford, Conn.

² Mr. Agassiz says that the genus *Unio*, Retz., is represented in this country by *U. nasutus*, Lam. Lamarck's *nasutus* is *gibbosus*, Bar. Mr. Say preoccupied the name *nasutus* in 1816. Lamarck published in 1819. In the synonymy of *gibbosus*, I have in all my editions of this work placed Lamarck's *nasutus* as a synonym to *gibbosus*, Bar.

³ This is probably the same as *folliculatus*, Lea, which latter name has precedence.

⁴ Mr. Say, in his *Synonymy*, gives *iris* as a synonym to his *subrostratus*. If they were the same, I would be entitled to precedence, as my description bears date March, 1829, while his is January, 1831. His description, however, of *subrostratus* does not apply to my *iris*, and certainly this shell could not have been under his eye when his description was made. He says that the *subrostratus* "may be said to be the analogue of the *Unio nasutus* (nobis) of the western waters." As the *U. nasutus* inhabits the western waters, a variety of that species may have been described by him for *subrostratus*.

⁵ *Novi-Eboraci* and *iris* are in the outlines nearly identical, but in the soft parts there are differences which I have pointed out in the *Journal of the Academy Nat. Sciences*, vol. v., N. S., and *Observations on Unio*, vol. x.

NON-SYMPHYNOTE UNIONES.	SMOOTH.	WIDE.	NON-SYMPHYNOTE UNIONES.	SMOOTH.	WIDE.
		<i>Unio opalinus.</i> Anth.			<i>*subgibbosus.</i> Lea.
		<i>*fatuus.</i> Lea. Chenu.			<i>*contractus.</i> Lea.
		<i>*tenuissimus.</i> Lea. Han.			<i>*aretior.</i> Lea. Chenu. Han.
		<i>Symp. tenuissima.</i> Lea. Sh. & Eat.			<i>*Tabascoensis.</i> Phil.
		<i>An. purpurascens.</i> Swain.			<i>*Patagonicus.</i> D'Orb. Han.
		<i>Unio velum.</i> Say.			<i>*Vaughanianus.</i> Lea. Chenu. Han.
		<i>Unio leptodon.</i> Con.			<i>Unio Carolinensis.</i> Prof. Ravenel's Letter.
		<i>*bilineatus.</i> Lea. Ben. Blan. ¹ Han.			OBOVATE.
		<i>Symp. bilineata.</i> Lea, in Trans. Am. P. S.			<i>*purpuratus.</i> Lam. Potier. Han.
		<i>*Corrianus.</i> Lea. Blan. ¹ Han.			<i>Mya ventricosa.</i> ⁴ Solan. Humphreys?
		<i>*Mercerii.</i> Lea.			<i>Unio ater.</i> Lea. Desh. Chenu.
		<i>*orientalis.</i> Lea. Chenu.			<i>Unio lugubris.</i> Say.
		<i>Unio productus.</i> Mouss. ²			<i>Unio Poulsoni.</i> Con.
		<i>Unio Sumatrensis.</i> Fide Martens.			<i>Nailá atra.</i> Swain.
<i>*phaseolus.</i> Hill. Sh. & Eat. Han.	<i>*permiscens.</i> Lea.				
<i>Unio planulatus.</i> Lea. Desh. Chenu.	<i>*dolosus.</i> Lea.				
<i>Unio cuneatus.</i> ³ Barn. (White var.)	<i>*biangulatus.</i> Lea. Chenu.				
<i>*rufus.</i> Lea.	<i>rhombeus.</i> Wag. Han.				
<i>arcus.</i> Con. Han.	<i>Diplodon rhombeum.</i> Spix.				
<i>*gibbosus.</i> Bar. Sh. & Eat. Hill. Han.	<i>*cuprinus.</i> Lea. Chenu. Han.				
<i>Unio mucronatus.</i> Bar.	<i>Unio metallicus.</i> ⁵ Say.				
<i>Unio nasuta.</i> Lam. Cuv.	<i>Unio æreus.</i> Reeve.				
<i>Unio dilatata?</i> Raf.	<i>*Beskeanus.</i> Dünk.				
<i>Unio dilatatus.</i> Con. Küst.	<i>*Brownii.</i> Lea.				
<i>Mya gibbosa.</i> Eat.					
<i>Mya mucronata.</i> Eat.					

¹ Benson and Blanford both consider *bilineatus* and *Corrianus* to be different stages of growth of *marginalis*, Lam., and may possibly be correct.

² In the last edition I considered this as a distinct species, but have since been satisfied that it is the same as *orientalis* (nobis).

³ In note to Dr. Hildreth's Memoir on the shells in the vicinity of Marietta, Ohio, published in *Silliman's Journal*.

⁴ Fide Ferussac.

⁵ Mr. Say, in his *Synonymy*, claims precedence. My Memoir bears the date of May 7, 1830; his that of January 1, 1831.

NON-SYMPHYNOTE UNIONES.	SMOOTH.	OBOVATE.	NON-SYMPHYNOTE UNIONES.	SMOOTH.	ARCUATE.	
		*Sikkimensis. <i>Lea.</i>	NON-SYMPHYNOTE UNIONES.		SMOOTH.	<i>Unio sinuata.</i> <i>Retz. Lam. Children.</i> ⁴
		*papyraceus. <i>Gould.</i>				<i>Blain. Dup. Desh. Menke. Rossm.</i>
		*Boydianus. <i>Lea. DeKay. Chenu.</i>				<i>Graells. Puton. Reyniés. Gassies.</i>
		<i>Floridensis. Lea.</i>				<i>Grat. Moq.</i>
		<i>pellucidus. Lea.</i>				<i>Unio rugosa. Poir.</i>
		*amygdalum. <i>Lea.</i>				<i>Unio araris. Barbié.</i>
		*Saladoensis. <i>Lea.</i>				<i>Unio Barraudii. Bonhome. Grat.</i>
		*lenior. <i>Lea. Chenu.</i>				<i>Potamida sinuata. Swain.</i>
		*hyalinus. <i>Lea.</i>				*decumbens. <i>Lea.</i>
		*nigrinus. <i>Lea.</i>				*monodontus. ⁵ <i>Say. Sh. & Eat. Desh.</i>
		*Tappanianus. ¹ <i>Lea. Han.</i>				<i>Han.</i>
		<i>Unio viridis. Con.</i>				<i>Unio soleniformis. Lea. Chenu.</i>
		*pertenuis. <i>Lea.</i>				*Lazarus. <i>Lea.</i>
		*foliaceus. ² <i>Gould. Blan.</i>				*arctatus. <i>Con. Han.</i>
		*obtusus. <i>Lea. Chenu.</i>				*emarginatus. <i>Lea. Chenu. Han.</i>
		ARCUATE.				*Laonensis. <i>Lea.</i>
		*crassus. ³ <i>Retz. Speng. Nils. Schrenk.</i>				
<i>Unio crassissimus. Fer. Des Moul.</i>						
<i>Grat. Merm. Han.</i>						
<i>Unio auricularius. Speng.</i>						
<i>Unio margaritacea. Drap.</i>						

Being unacquainted with the following species, I have deemed it best simply to insert a list of them, with the hope of their being determined at a future period:—

Unio Abyssinicus. Mart.
Unio acuminatus. H. Adams.
Unio æruginosus. Morelet.
Unio Aleroni. Mass.
Unio altus. Con.
Unio antiquatus. Anton.

¹ A fine suite of this species has been kindly sent to me recently by Prof. Haldeman, of Columbia, Penn., taken from the Susquehanna River at that place. In most of them, I find the cardinal teeth of the left valve to be trifid, and the lateral teeth of the same valve somewhat divided. In the right valve, the cardinal tooth is nearly as long as the lateral tooth; in this taking somewhat of the character of *Triquetra subviridis*, Klein. (*Hyria* of Lamarek).

² I am disposed to think that this may prove to be the same with *Javanus* (nobis).

³ See note to *Margaritana margaritifera*.

⁴ I think Mr. Children meant this species, but his figure (69) is evidently *Unio alatus*, Say, although he cites it as European.

⁵ This properly belongs to *Margaritana*. It is closely allied to *M. margaritifera*. See my notes on the soft parts, *Observations*, vol. x. p. 58, and vol. vii. p. 43.

- Unio aplatus. *Swain.*
 Unio Bakeri. *H. Adams.*
 Unio bicelatus. *Reeve.*
 Unio Bigorrensis. *Millet. Grat.*
 Unio Bonplandii. *Valen.*
 Unio Boscianus. *Dunker.*
 Unio calimattorum. *Morelet.*
 Unio Cambojensis.¹ *Sow.*
 Unio Carniolicus. *Ziegler. Potier.*
 Unio caudiculatus. *Mart.*
 Unio Colehaguensis. *Phili.*
 Unio conus. *Speng.*
 Unio coriaceus. *Dunker.*
 Unio crispisulcatus. *Ben.*
 Unio Cyamus. *Phil.*
 Unio Damnoica. *D'Orb.*
 Unio Danielis. *Gass.*
 Unio Demboæ. *Reeve.*
 Unio digitatus. *Morelet.*
 Unio diplodon. *Phili.*
 Unio divergens.² *Benson.*
 Unio diversus. *Conrad.*
 Unio Drouetii. *Dup.*
 Unio ellipsiformis. *Con.*
 Unio episcopalis. *Trist.*
 Unio errosus. *Jay's Cat.*
 Unio flavicans. *Vid.*
 Unio Fokkesi. *Dunk.*
 Unio Foneki. *Phili.*
 Unio fontanus. *Con.*
 Unio fuligo. *Reeve, Conch. Icon., No.*
 154, 40.
 Unio furvus. *Con.*
 Unio gangrenosus. *Schmidt.*
 Unio gibbus. *Speng.*
 Unio glaucinus. *Zieg. Por.*
 Unio Grandensis. *Con.*
 Unio granulifera. *Dunker.*
 Unio Groenlandicus. *Schrö. Fer. Mörch.*
 Unio Hjalmarsoni. *Dunk.*
 Unio Hoehstetterii. *Krauss.*
 Unio Hueti.³ *Bourg.*
 Unio ianthinus. *Phili.*
 Unio imbricatus. *Mörch.*
 Unio iridescens. *Con.*
 Unio Jacobæus. *Phili.*
 Unio Jaquemini. *Dup.*
 Unio Jenkinsianus. *Ben.*
 Unio Juliani. *Rang.*
 Unio lævirostris. *Ben.*
 Unio Landbeckii. *Phili.*
 Unio Largillierii. *Phili.*
 Unio latissimus. *Sow.*
 Unio Leioma. *Ben.*
 Unio ligula. *Mouss.*
 Unio longidentatus. *Anton.*
 Unio longus. *Phili.*
 Unio Maccarthyanus. *Bourg.*
 Unio macilentus. *Ben.*
 Unio Massini. *More.*
 Unio megapterus. *More.*
 Unio merdiger. *Reeve.*
 Unio Merodabensis. *Vondembusch.*
 Unio metastriatus. *Con.*
 Unio micellus. *More.*
 Unio micropterus. *More.*
 Unio montanus. *Phili.*
 Unio Moravicus. *Jay's Cat.*
 Unio Morini. *Morelet.*
 Unio Mosambicensis. *Mart.*
 Unio Moulinsianus. *Dup.*
 Unio musivus. *Speng.*
 Unio mytiloides. *Desh.*
 Unio nigricans. *Fitz.*
 Unio nitidens. *Fer.*
 Unio nueulinus. *Phili.*
 Unio nuperus. *Zieg.*
 Unio obtusa. *Potier and Michaud.*
 Unio orientalis. *Fer. Parr.*
 Unio ostreatus. *Morelet.*
 Unio Oxyrynehus. *Mart.*
 Unio pachysoma. *Ben.*
 Unio Paivanus. *More.*
 Unio paludosus. *Morelet.*
 Unio parallelus.⁴ *Con.*
 Unio Pequottinus. *Linsley.*

¹ Mr. Boivin gave me a *U. parallelopipedon* under this name.

² See note on *U. Leaii*.

³ Is this not a *Monococondylæa*?

⁴ This name is used by Mr. Sowerby for a fossil species, and Mr. Conrad subsequently changed it to *porrectus* on that account; but Mr. Sowerby has also used the latter name!!

Unio Pfeifferi. *Dunker.*
 Unio Philippii. *Dup.*
 Unio pinax. *Ben.*
 Unio plagiosoma. *Ben.*
 Unio planivalvis. *Morelet.*
 Unio plombarius. *Villa.*
 Unio porrectus. *Con.*
 Unio prasinatus. *Con.*
 Unio preciosus. *Fer.*
 Unio prunecosus. *Zieg.*
 Unio psoricus. *Morelet.*
 Unio Pugio. *Ben. Blan.*
 Unio pulchellus. *Fer.*
 Unio purpuratus. *Say.*
 Unio radula. *Ben. Blan.*
 Unio rectilinearis. *Sow.*
 Unio Reyniesii. *Mich.*
 Unio Rothi. *Bourg.*
 Unio Rousii. *Dup.*
 Unio rugosus. *Anton.*
 Unio Schlegelii. *Martens.*
 Unio Schwerzenbachii. *Bourg.*
 Unio Scobina. *Ben. Blan.*
 Unio scutulatus. *Morelet.*
 Unio scutum. *Sow. Reeve.*
 Unio semiplicatus. *Troschel.*
 Unio semiquadrata. *Sow.*
 Unio Seneltensis. *Gass.*
 Unio Sennaarensis. *Küst.*
 Unio simonis. *Trist.*
 Unio Sitifensis. *Mörch.*
 Unio smaragdites. *Ben.*
 Unio solidulus. *Phili.*
 Unio spheniopsis. *Morelet.*
 Unio Steveniana. *Krynicky.*

Unio Taumilapanus. *Con.*
 Unio testudineus. *Morelet.*
 Unio testudinarius. *Speng.*
 Unio Theca. *Ben. Blan.*
 Unio triembolus. *Ben.*
 Unio trirostris. *Ben.*
 Unio truncatosus. *Potier.*
 Unio truncatus. *Speng.*
 Unio uber. *Con.*
 Unio Valdivianus. *Phili.*
 Unio venustus.¹ *More.*
 Unio vellicatus. *Reeve.*
 Unio Teyheri. *Menke.*
 Unio Zimmermani. *Stentz. Potier.²*
 Unio ———. *Adams.*

The following species are from the Cretaceous, Tertiary, &c.:—

Unio abbreviatus.³ *Goldfuss.*
 Unio abductus. *Phill.*
 Unio acutus. (*Anthracosta. King.⁴*) *Sow. Flem.*
 Unio aduncus. *Sow. Mart.*
 Unio agrestis. *Brown.*
 Unio alæformis. *Brown.*
 Unio alatoides. *Lea.*
 Unio Alpinus. *Mathe. Brown.*
 Unio ambiguus. *Sow.*
 Unio amygdala. *Brown.*
 Unio angustatus. *Bronn. Mus. Strasburg.*
 Unio anodontodes. *Noul.*
 Unio Ansticei. (*Myacites. Bronn.*) *Sow.*

¹ This name being preoccupied by me, and the name of Morelet being already used by Deshayes, I propose the name of *oblitus* for it.

² Deshayes, in Jacquemont's *Voy. to India*, t. xviii. Fig. 3, gives an *Iridina* (new), and the *Unio corrugatus*, *marginalis* and *cæruleus*? without names or descriptions!

In a catalogue of fresh water and land shells, Ferrussac says that a *Unio* (species uncertain) was found in Berg River near the Cape of Good Hope.

³ M. De Koninck, *Foss. de Carb. de Belgique*, has made a new genus (*Cardinia*) in which he places *abbreviatus*, *robustus*, *carbonarius*, *antiquus*, *subconstrictus*, *uniformis*, *acutus*, *atratus*, *phaseolus*, and *tellinarius*. Pictet, in *Traité Palæontologie*, says he has never found the family anterior to the Wealden, v. iii. p. 528.

⁴ Mr. King formed this genus in 1844, for the Uniones of the Coal Formation. It is supposed there are forty species known.

- Unio antiquior. *Strickland.*
 Unio antiquus. *Sow. Mart. Darreut.*
 Unio antistrophodonta. *Lamo. Bronn.*
 Unio Aquensis. *Math.*
 Unio aquilina. *Sow.*
 Unio atavus. *Partch. Bronn.*
 Unio atratus. *Goldfuss.*
 Unio Austenii. *Forbes.*
 Unio Batavus. *Pfeif. Bronn.*
 Unio Bosquianus. *Mathe. Bronn.*
 Unio breviplicatus. *Noul.*
 Unio carbonarius. *Bronn.*
 Unio cariosoides. *Lea.*
 Unio Carteri. *Hislop.*
 Unio centralis. *Bronn.*
 Unio compressus. *Sow. Mant.*
 Unio concentricus. *Goldf. Bronn.*
 Unio coneinnus. *Sow. Flem.*
 Unio convexus.¹ *Roem. Bronn.*
 Unio cordiformis. *Sow. Mant.*
 Unio Cornuelianus. *D'Orb.*
 Unio costatus. *Goldf.*
 Unio erassissimus.² *Sow. Flem.*
 Unio erassiusculus. *Sow. Flem.*
 Unio Cuvieri. *Mathe. Bronn.*
 Unio eyreniformis.³ *Desh.*
 Unio Danai. *Meek & Hayden.*
 Unio Deccannensis. *Sow. Bronn.*
 Unio depressus. *Sow.*
 Unio Deweyanus. *Meek & Hayden.*
 Unio diluvii. *D'Orb.*
 Unio distortis. *Bean.*
 Unio dolobratus. *Sow.*
 Unio Draparnaldi. *Desh.*
 Unio edentulus. *Braun. Bronn.*
 Unio Eichwaldianus. *Keyser. Bronn.*
 Unio elongatus. *Fisch. Bronn.*
 Unio Embletoni. *Brown.*
 Unio Eseri.⁴ *Krauss.*
 Unio exoletus. *Brown.*
 Unio flabellatus. *Goldf. Bronn.*
 Unio flabellifer. *Noul.*
 Unio Galloprovincialis. *Mathe. Bronn.*
 Unio Gardannensis. *Mathe. Bronn.*
 Unio Gibbsii. *Forbes.*
 Unio grandis. *Held. Bronn.*
 Unio granosus. *S. Wood.*
 Unio Gualterii. *Fitton.*
 Unio Haydeni. *Meek.*
 Unio Hubbardii. *Gabb.*
 Unio humerosoides. *Lea.*
 Unio Hunteri. *Hislop.*
 Unio hybridus. *Sow. Flem.*
 Unio imbricatus. *Hislop.*
 Unio incerta. *M. de Serr.*
 Unio incurvus. *S. Wood.*
 Unio Kirchbergensis.⁴ *Krauss.*
 Unio Lacazeana. *Dup.*
 Unio laevis. *Eichw. Bronn.*
 Unio Lartetii. *Noul.*
 Unio lateralis. *Brown.*
 Unio latiplicatus. *Noul.*
 Unio Lavateri. *Goldf. Bronn.*
 Unio Laymontianus. *Noul.*
 Unio Levedensis. *Brown.*
 Unio liasinus. *Schüb.*
 Unio ligamentoides. *Lea.*
 Unio Listeri. *Sow. Flem.*
 Unio littoralis. *Drap. Bronn.*
 Unio Maleolsonii. *Hislop.*
 Unio mamillatus. *Hislop.*
 Unio Mandelslohi. *Dunk.*
 Unio Mantellii. *Fitton.*
 Unio margaritifera. *Hörn. Bronn.*
 Unio Martinii. *Fitton.*
 Unio Menkei. *Koch.*
 Unio minutus. *Pusch. Bronn.*
 Unio modiolaris. *Sow.*
 Unio Moldaviensis. *Hörn.*
 Unio Moravicus. *Hörn.*
 Unio nana. *I. Wood.*
 Unio nasutoides. *Lea.*

¹ Referred to by Deshayes, *Trait. Elém.*, vol. ii. p. 215.

² This name was preoccupied by Ferrussac, but his *U. crassissimus* is *U. crassus*, Retz., and, therefore, Sowerby's name must stand.

³ Deshayes, *Trait. Elém.*, vol. ii. p. 215, proposes this name for *tumidus*, Sow., the latter being preoccupied by Retzius.

⁴ Die Mollusken Tertiär-Formation von Kirchberg.

- Unio Nilssoni. *Koch.*
 Unio nucalis. *Meek & Hay.*
 Unio nuciformis. *Hibb.*
 Unio Oriovacensis. *Hörn.*
 Unio orthonotus. *Con.*
 Unio ovalis. (Anthracosia, King.) *Turton.*
 Unio paradoxus. *Fisch. Bronn.*
 Unio parallelus. *Sow.*
 Unio penultimus. *Gabb.*
 Unio peregrinus. *Phill.*
 Unio petrosus. *Mort.*
 Unio phaseolus. *Sow.*
 Unio Phillipsii. *Williams. Bronn.*
 Unio Pianensis. *S. Wood.*
 Unio pictorum. *Lam.*
 Unio pinguis. *Sand.*
 Unio planus. *Römer. Bronn.*
 Unio porrectus. *Sow. Mant.*
 Unio primigenius. *Con.*
 Unio priscus. *Meek & Hayden.*
 Unio problematicus. *Klip. Bronn.*
 Unio radiatoides. *Lea.*
 Unio Roanokoides. *Lea.*
 Unio robustus. *Sow.*
 Unio Romeri. *Dunk. Bronn.*
 Unio rostratus. *S. Wood.*
 Unio Rouxii. *Noul.*
 Unio saxulum. *Mort.*
 Unio Slavonicus. *Hörn.*
 Unio Solandri. *Sow. Flem.*
 Unio splendens. *Goldf. Bronn.*
 Unio Staffinensis. *Forbes.*
 Unio striatus. *Goldf. Bronn.*
 Unio Stricklandii. *Phill.*
 Unio strictiplicatus. *Noul.*
 Unio Sturi. *Hörn.*
 Unio subconstrictus. (Anthracosia, King.)
Sow. Flem.
 Unio subporrectus. *Römer. Bronn.*
 Unio subrotundoides. *Lea.*
 Unio subrugosus. *Mathe. Bronn.*
 Unio subsinuatus. *Koch.*
 Unio subspatulatus. *Meek & Hayden.*
 Unio subtetragonus. *S. Wood.*
 Unio subtriangularis. *Brown.*
 Unio subtrigonus. *Desh. Bronn.*
 Unio subtruncatus. *Fitton.*
 Unio subtumidus.¹ *D'Orb.*
 Unio sulcatus. *Eichw. Bronn.*
 Unio suprajurensis. *Römer. Bronn.*
 Unio tellinarius. *Goldfuss.*
 Unio terrenus. *Mort.*
 Unio Toulouzanii. *Mathe. Bronn.*
 Unio transversalis. *M. de Serr.*
 Unio transversus. *Brown.*
 Unio trigonus.² *Römer. Koch.*
 Unio truncatosa. *Mich.*
 Unio tumidus. *Sow.*
 Unio tumulatis. *Mort.*
 Unio turgida (Carbonicola). *M. Coy.*
 Unio umbonatus. *Fisch. Bronn.*
 Unio uniformis. *Sow. Flem.*
 Unio Urii. *Flem.*
 Unio Valdensis. *Mantell.*
 Unio ventricosus. *Bouil. Bronn.*
 Unio Veræ-Pacis. *Tristram.*
 Unio vetusta. *Meek.*
 Unio Voltzii. *Koch.*
 Unio Vukontinovici. *Hörn.*
 Unio Walteri. *Mant. Bronn.*
 Unio Wetzeleri. *Dunk.³*
 Unio Zelebori. *Hörn.*
 Unio ———. *Sow.⁴*

Deshayes, *Trait. Élém.*, vol. ii. p. 215, says M. Noulet found, in the Middle Tertiary of the Sub-Pyrenean basin, nineteen species of fossil *Uniones*; but he does not give their names, nor the work of M. Noulet.

¹ D'Orbigny's *Prod. Palæonto.*, vol. ii. p. 306, substitutes *subtumidus* for *tumidus*, Sow., it being pre-occupied.

² *U. trigonus* was described by Römer in *Nord. Ool.* 1836. I published my *trigonus* in *Trans. Am. Phil.* 1831, and therefore have precedence.

³ In Pietet, *Traité*, vol. iii. p. 529.

⁴ Referred to by figure in *Mag. Nat. Hist.*, vol. ii. p. 647. It has the form of *littoralis*, and is found at "Gray's."

IV. SUBGENUS MARGARITANA.¹

NON-SYMPHYNOTE MARGARITANÆ.	PLICATE.	TRIANGULAR.	NON-SYMPHYNOTE MARGARITANÆ.	PLICATE.	OBLONG.
		*complanata. Bar. Lea. Alas. complanata. Bar. Hild. Sow. Symph. complanata. Lea. Sh. & Eat. Unio complanata. Desh. Han. Mya complanata. Eat.			*rugosa. ⁴ Lea. Kirtl. Alas. rugosa. Bar. Sh. & Eat. Hild. Adams. Dekay. Alas. abducta. Say. Complanaria rugosa. Swains. Stimpson. (Agass. MSS.) Unio rugosus. Chenu. Han.
NON-SYMPHYNOTE MARGARITANÆ.	PLICATE.	QUADRATE.	NON-SYMPHYNOTE MARGARITANÆ.	SULCATE.	OBLONG.
		*confragosa. Say. Lea. Alas. confragosa. Say. Unio confragosa. Desh. Han.			*Gesnerii. Lea.
		TRIANGULAR.			TRIANGULAR.
NON-SYMPHYNOTE MARGARITANÆ.	PLICATE.	*arcula. Lea. Alasmodonta arcula. Chenu. Han.	NON-SYMPHYNOTE MARGARITANÆ.	SMOOTH.	*deltoidea. Lea. Alasmodonta deltoidea. Chenu. Han.
		OBLONG.			*minor. Lea. Alasmodonta minor. Chenu.
		*marginata. Say. Lea. Alas. marginata. ² Say. Bar. Gould. Migh. Lins. Dekay. Stimp. Alas. truncata. ³ Say. Unio cariosa. (Var. 2.) Lam. Unio varicosa. Lam. Unio calceolus. Say, not of Lea.			

¹ The genus *Margaritana* was proposed by Schumacher, in his *Essai d'un Nouveau Système des Habitations des Vers Testacés*, published in 1817, for the *Mya margaritifera*, Lin. (*Unio elongata*, Lam. and *Alasmodonta arcuata*, Bar.). Mr. Say, in 1818, proposed to establish this same division under the generic name of *Alasmodonta*. The Danish zoologist, having priority of date, must have his name preferred. Mr. Gray, in his *Genera*, adopts *Margaritana*, but he cites *Baphia*, Gevers, in 1787. H. and A. Adams, in *Genera of Rec. Mol.*, give *Baphia* preference, and cite Meuchen, in *Museum Geversianum*, 1787, as having priority, which I think is correct; and they make the following subgenera—*Alasmodonta*, Say, *Complanaria*, Swain., *Calceola*, Swain.

² This species has a very wide geographical distribution. In the St. Lawrence and in the Northern States, it is of ordinary size as it is in the Middle States; but in Ohio it is found large and thick, and very perfectly developed. In South Carolina, Georgia, and Tennessee, it is smaller; and in Kansas, in Verdigris River, it is very much like those in Pennsylvania.

³ Several specimens of fine *marginata* have been sent to me from the west, marked *Alas. truncata*, Say, being one of his unpublished names, but specimens given by him to various conchologists under that name. I have never considered it distinct from the *marginata* of the eastern rivers, although it is generally larger and of finer color in the exterior.

⁴ I found the oviducts of *M. rugosa* fully charged on the 20th May.

NON-SYMPHYNOTE MARGARITANÆ.	SMOOTH.	<p>TRIANGULAR.</p> <p>*Curreyana. <i>Lea.</i></p> <p>*undulata. <i>Say. Lea.</i> <i>Unio undulata. Jay. Han.</i> <i>Alas. undulata. Say. Bar. Swain.</i> <i>Goull. Küst. Adams. Linsl.</i> <i>Dekay. Migh.</i> <i>Alas. sculptilis (junior). Say.</i> <i>Strophitus sculptilis. Stimpson.</i> (Agass. MSS.) <i>Mya undulata. Wood.</i> <i>Unio hians. Valen.</i> <i>Unio glabratus. Sow.</i> <i>Unioopsis radiata. Swain.</i></p> <p>*triangulata. <i>Lea.</i></p>	NON-SYMPHYNOTE MARGARITANÆ.	SMOOTH.	<p>OVAL.</p> <p>*elliptica. <i>Lea.</i></p> <p>*Georgiana. <i>Lea.</i> <i>M. Etowahensis. Lea.</i> <i>Alasmodonta impressa. Anth.</i></p> <p>radiata.² <i>Con. Lea.</i> <i>Alas. radiata. Con.</i> <i>Unio radiata. Han.</i></p> <p>Pfeifferiana. <i>Bern.</i></p> <p>*calceola.³ <i>Lea. Kirtl.</i> <i>Unio calceolus. Lea. Han. Desh.</i> <i>Chenu.</i> <i>Unio triquetter. Sh. & Eat.</i> <i>Alas. marginata.⁴ Say.</i> <i>Alas. truncata. Con., not of Say.</i> <i>Calceola angulata. Swain.</i></p>
	SMOOTH.	<p>OVAL.</p> <p>*Tombigbéensis. <i>Lea.</i></p> <p>*Raveneliana.¹ <i>Lea.</i> <i>Alasmodonta Raveneliana. Chenu.</i> <i>Unio Swanaoensis. Han.</i></p> <p>*Elliottii. <i>Lea.</i></p>		SMOOTH.	<p>OBLONG.</p> <p>*Alabamensis. <i>Lea.</i></p> <p>*quadrata. <i>Lea.</i></p>

¹ It has been supposed that this might be the *Alas. marginata*, Say, but in a specimen received from Prof. Troost, and returned to him, I found the beaks to differ essentially, the undulations being small and numerous at the tip. It differs also in the teeth and other characters.

² This shell, in the teeth, except in the size of them, very closely resembles the *Alas. edentula*, Say—*An. areolatus*, Swain. Although in both these shells there is a small cardinal tooth, in all their other characters they so closely resemble the *Anodontæ*, that it is a matter of doubt with me as to the propriety of separating them from that genus. An examination of the animals, when satisfactorily dissected, may show the necessity of placing them both, notwithstanding their possessing small cardinal teeth, with the *Anodontæ*. Swainson, in his *Malacology*, refers to *radiata* as his *Unioopsis radiata*; but this must be an error. I think his shell is a thick var. of *Marg. undulata*, such as comes from Canada.

³ In my Memoir in the *Trans. Am. Phil. Soc.*, vol. iii. p. 420 (p. 34 of "Observations on the Genus *Unio*"), I mention this shell as being closely allied to the genus *Alasmodonta* of Say. In this Synopsis, I have deemed it better to transfer it to the subgenus *Margaritana*, as the lateral tooth is observable in very few individuals. Deshayes says it is between *Unio* and *Alasmodonta*.

⁴ Mr. Say, in his *Synonymy*, makes *calceolus* and *marginata* the same. I am surprised at this, as their characters, in many respects, are very different, and I have never heard it even suggested before that they could be confounded.

NON-SYMPHYNOTE MARGARITANÆ.	SMOOTH.	WIDE.	NON-SYMPHYNOTE MARGARITANÆ.	SMOOTH.	ARCUATE.
		<p>*Hildrethiana.¹ <i>Lea.</i> <i>Unio Hildrethianus.</i> <i>Lea.</i> <i>Al. ambigua?</i> <i>Say.</i></p> <p>*dehiscens.² <i>Say. Lea.</i> <i>Unio dehiscens.</i> <i>Say. Desh. Han.</i> <i>Unio oriens.</i> <i>Lea.</i></p> <p>OBOVATE.</p> <p>*Connasaugaensis. <i>Lea.</i></p> <p>*Spillmanii. <i>Lea.</i></p> <p>ARCUATE.</p> <p>*margaritifera.³ <i>Lin. Lea. Cooper.⁴</i> <i>Mya margaritifera.</i> <i>Lin. Müll.</i> <i>Born. Schröt. Pennant. Don.</i> <i>Chem. Knorr. Da Costa. Dill.</i> <i>Desh. Wood. Mat. Monta.</i> <i>Mühl. Nil. Schreib. Cuv.</i> <i>Rossm. Dup. Eat. Chenu. Moq.</i> — <i>crassissima.</i> <i>Klein.</i> <i>Margaritana fluviatilis.⁵ Schum.</i> <i>Margaritana arcuata. Stimpson.</i> <i>Margaritana (Unio) Mongolicus.</i> <i>Midd.</i></p>			<p><i>Unio elongata.</i> <i>Lam. Mich. Bouil.</i> <i>Nils. Puton. Potier. Dup.</i> <i>Merm. Gras.</i></p> <p><i>Unio sinuata.</i> <i>Stud. Pfeif.</i> <i>Unio Roissyi.</i> <i>Mich. Desh. Gras.</i> <i>Unio margaritiferus.</i> <i>Retz. Speng.</i> <i>Pfeif. Cuv. Drap. Bosc. Turt.</i> <i>Gaertner.⁶ Menke. Waard. Rossm.</i> <i>Dup. Bouil. Alder. Gras. Han.</i> <i>Unio margaritifera.</i> <i>Graells. Schrenk.</i> <i>Midd.</i></p> <p><i>Unio rivalis.</i> <i>Zieg.</i> <i>Unio Carolinianus.⁷ Bosc.</i> <i>Unio Dahuricus.</i> <i>Midd. Gerst.</i> <i>Alas. margaritifera.</i> <i>Flem. Brown.</i> <i>Macgil.</i> <i>Alas. margaritifera.</i> <i>Thompson.</i> <i>Forbes.</i> <i>Alas. elongatus.</i> <i>Thompson.</i> <i>Alas. arcuata.</i> <i>Bar. Gould. Adams.</i> <i>Migh. Linsl. Dekay.</i> <i>Mya arcuata.</i> <i>Eat.</i> <i>Alas. falcata.</i> <i>Gould.</i> <i>Alas. Yubaensis.</i> <i>Trask.</i></p>

¹ In the previous editions, this was placed among the *Uniones* with much hesitation. I now think it groups better with the *Margaritanæ*. Its cardinal tooth is very much like *M. Bonellii*, and the callus of the dorsal margin is sometimes, in both, so much thickened as to present an imperfect appearance of a lateral tooth. Mr. Say's description of *ambigua* answers well to *Hildrethiana*, but I am not sure it is the same, as he has given no figure of it. He seems to have abandoned it, as he does not insert it in his *Synonymy*. Mr. Conrad also avoids the insertion of it in his Synoptical Table.

² Mr. Say, in his *Synonymy*, gives Mr. Rafinesque's name of *lata* precedence. Mr. Eaton says that *An. lata*, Raf., is *Symphynota tenuissima*, Lea.

³ Klein describes this species under the name of *crassissima*, but with no generic term. This name has been, by Ferussac and other zoologists, erroneously applied to the large *Unio*, common to the south of Europe, which Retzius described as *Unio crassus*, and I have given it to Retzius. Klein's *crassissima* is the true *Margaritana margaritifera* (*Mya margaritifera*, Lin.), and his figure of it, Pl. x. Fig. 47, is a copy of Lister's, Tab. 149, Fig. 4.

⁴ Judge Cooper states, under the authority of Dr. Cooper, that the Indians east of Cascade Mountains eat this species.

⁵ I adopt Schumacher's generic name because he has priority; but I discard his specific name of *fluviatilis* because he changed, without any reason, the long and well-established specific name of *margaritifera*.

⁶ Fide Menke.

⁷ I have been, and am still, perplexed about this species of Bosc. M. Ferussac considers it the same with *Unio obesus* (nobis), and I so stated it in my second edition. Recently, I have had access to Bosc's description and figure (*Hist. Nat. des Coquilles*), which agree better with *Margaritana margaritifera* than any other species; and he refers to the figure of it in *Ency. Meth.*

NON-SYMPH. MARGAR.

SMOOTH.	{	ARCUATE.
		<i>Alas. complanatus</i> . ¹ <i>Midd.</i>
	}	* <i>Holstonia</i> . <i>Lea.</i>
		<i>Unio Holstonianus</i> . <i>Han.</i>
		* <i>fabula</i> . <i>Lea.</i>
		<i>Unio fabula</i> . <i>Han.</i>

The following species are unknown to me:—

Alasmodonta Tripolitana. *Fer.*
Alasmodonta incurva. *Fer.*
Margaritana Etowaensis. *Con.*
Margaritana Wetzleri (*fossil*). *Dunk.*
Krauss.²
Alasmodonta ———. *Con.*³
Alasmodonta (*Unio*) *Stuarti*. *Ad. & Ang.*

¹ Middendorff Sibi, Reise, p. 273, refers to *Unio complanatus*, Soland., for this species.

² Die Mollusken der Tertiär-Formation von Kirchberg.

³ Proc. Acad. N. S., vol. vii. p. 32. The description is at length, but there is no specific name given!
 Loc. unknown.

V. SUBGENUS PLAGIODON.¹

NON-SYMPH. PLAGIODON.	{	{	SUBROTUND. *isocardioides. <i>Lea. H. Adams.</i>	
-----------------------	---	---	---	--

¹ Proposed by me, *Proc. Acad. Nat. Sci.*, vol. viii. p. 79, and *Jl. Acad. Nat. Sci.*, vol. iii., N. S., p. 319, and *Obs. on the Genus Unio*, vol. vi.

VI. SUBGENUS MONOCONDYLÆA.¹

SYMPH. MONOCOND.	{	OVATE.	{	*crebristriata. <i>Anth. Blan.</i>	NON-SYMPHYNOTE MONOCONDYLÆÆ.	{	OVATE.	{	<i>Unio Sauleyi. Bourg.⁴</i>
		<i>Trigonodon crebristriata. Con.</i>		<i>Unio Mechonii. Bourg.</i>					
		OBOVATE.		<i>Salmeniana. Gould. Blan.</i>			OBLONG.		*Whcatleyi. <i>Lea.</i>
		<i>Anod. Salweniana. Gould.²</i>					SUBROTUND.		*Franciscana. <i>Mori.</i>
NON-SYMPH. MONOCOND.	{	QUADRATE.	{	*rhomboidea. ³ <i>Lea.</i>	NON-SYMPHYNOTE MONOCONDYLÆÆ.	{	SMOOTH.	{	*lentifomis. <i>Lea.</i>
		<i>Unio Euphraticus? Bourg.</i>		*reticulata. <i>Mori.</i>					
		<i>Unio Opperti? Monge. Bourg.</i>		<i>costulata. Mori.</i>					
		<i>Unio Churchillianus. Bourg.</i>		<i>Cambodjensis. Petit.</i>			WIDE.		*Bonellii. ⁵ <i>Fer.</i>
		OVATE.		<i>Sauleyi. Bourg. Lea.</i>					

¹ D'Orbigny, the distinguished traveller in South America, formed the genus *Monocondylæa* for a group of shells which he first observed, and which possess a single cardinal tooth and no lamellar one. This tooth certainly differs from that of the *Margaritana*, Schum. (*Alasmodonta*, Say). I am indebted to the great kindness of M. D'Orbigny for his species. The shell figured by Spix, Pl. 25, Figs. 1 and 2, under the name of *Aplodon incrim*, but not described in the text, evidently belongs to D'Orbigny's genus *Monocondylæa*. It is certainly a most interesting group, and it is to be regretted that we have no description of the soft parts. There seem to be three natural sub-groups in *Monocondylæa*. 1. *Franciscana*, *Paraguayana*, *Parshappii*, *Corrientesensis*, and *Guayrayana* have the large tooth in the left valve anterior to the large one in the right valve. 2. *Vondembuschiana* has the reverse of this, as is also the case with *inoscularis*, Gould. These two are from the East Indies, while the former are all South American. 3. The *fossiculifera* differs distinctly from both these forms. The dorsal line is not bent into a curve by the teeth, but is indented in each valve, the fosset being fitted by a corresponding projection on the opposed valve. This I propose to call *Fossula*. When the soft parts of the different species shall be examined, these proposed divisions may be sustained, and the group will consist of *Monocondylæa*, D'Orbigny, *Pseudodon*, Gould, and *Fossula*, Lea.

² Dr. Gould described this shell in the *Proc. Bost. Soc. Nat. Hist.*, Dec. 6, 1843, and proposed a sub-genus (*Pseudodon*) for it. The hinge margin is formed exactly like my *Monocondylæa Vondembuschiana*, and I have therefore placed it in that genus.

³ I am disposed to think, judging from M. Bourguignat's figures, that my *rhomboidea* and his *Euphraticus*, *Opperti*, and *Churchillianus* are all the same. If so, he must have preference.

⁴ M. Bourguignat, in *Voy. Mer. Mort* by Sauley, describes this shell as having no lateral teeth, and the figure evidently shows it belongs to the genus *Monocondylæa*. It is from Jaffa.

⁵ In a letter from the Abbé Stabile, Milan, Jan. 1861, he tells me that *Anodonta Uniopsis*, Lam., is only a small thin variety of *Alasmodonta Bonellii*, Fer. If *Uniopsis* and *Bonellii* be the same, then the former has the preference, and the latter is a synonym.

NON-SYMPHYNOTE MONOCONDYLÆÆ.

SMOOTH.	WIDE.
	<i>Alas. Bonellii. Fer.</i>
	<i>Alas. depressa? Villa.</i>
	<i>Alas. compressa. Menke. Villa.</i>
	<i>Margari. Bonellii. Villa.</i>
	<i>Unio Bonellii. Han.</i>
	<i>Unio depressa. Pfeif. Mühl.</i>
	*Mouhotiana. <i>Lea.</i>
	*compressa. <i>Lea.</i>
	OBOVATE.
*Paraguayana. <i>D'Orb.</i>	
<i>Unio Paraguayana. Han.</i>	
*Pazii. <i>Lea.</i>	
*Parchappii. <i>D'Orb. Schom.</i>	
<i>Unio Parchappii. Han.</i>	
*Corrientesensis. <i>D'Orb.</i>	
<i>Unio Corrientesensis. Han.</i>	
*Guarayana. <i>D'Orb. Chenu. Hupé.</i>	
<i>Unio Guarayana. Han.</i>	
*fossiculifera. <i>D'Orb.</i>	
<i>Unio fossiculiferus. Han.</i>	

NON-SYMPHYNOTE MONOCONDYLÆÆ.

SMOOTH.	OBOVATE.
	*Peguensis. <i>Anth. Blan.</i>
	*Vondembuschiana. <i>Lea.</i>
	<i>Margari. Zollingeri. Mousson.¹</i>
	<i>Margari. crispata. Mousson.</i>
	<i>Margari. fragilis. Mousson.</i>
	*Cumingii. <i>Lea.</i>
	<i>Anod. Cumingii. Lea.</i>
	<i>Pseudodon ellipticum. Con.</i>
	*planulata. ² <i>Lea.</i>
*inosecularis. <i>Gould. Blan.</i>	
<i>An. inosecularis. Gould.</i>	
Minuana. <i>D'Orb.³</i>	
<i>Unio Minuana. Han.</i>	
ARCUATE.	
Mardinensis. <i>Lea.</i>	
<i>Leguminaria Mardinensis. Con.</i>	
SPECIES UNKNOWN TO ME.	
Mon. orbicularis. <i>More.</i>	
Mon. Tamsiana. <i>Dunk.</i>	
Mon. tumidus. <i>More.</i>	
Mon. exilis. <i>More.</i>	

¹ Menke and Pfeif, in *Zeits. fur Malak.*, say that these three shells are the same as *Margaritana* (*Monocondylæa*) *Vondembuschiana*, *Lea.*

² Young of *Vondembuschiana*?

³ The figure of *Minuana* is so nearly like to that of *Paraguayana* that it is likely to prove merely a variety.

VII. SUBGENUS DIPSAS.¹

SYMPHYNOTE DIPSASIDÆ.	PLICATE.	TRIANGULAR.	SYMPHYNOTE DIPSASIDÆ.	PLICATE.	TRIANGULAR.
		<p>*plicatus.² <i>Leach.</i> <i>Barbala plicata.</i>³ <i>Humph.</i> <i>Myt. plicatus.</i> <i>Soland.</i> <i>Myt. dubius.</i> <i>Gmel. Dill.</i> <i>Cristaria tuberculata.</i> <i>Schum.</i> <i>An. dipsas.</i> <i>Fer.</i> <i>An. exotica.</i> <i>Blain.</i> <i>An. tuberculatus.</i> <i>Fer.</i> <i>An. alatus.</i> <i>Sow.</i> <i>An. Herculesæ.</i>⁴ <i>Midd. Gerst.</i> <i>An. bellua.</i> <i>More.</i> <i>Symph. bi-alata.</i>⁵ <i>Lea.</i></p>			<p><i>Barbala bi-alata.</i> <i>Chenu.</i> <i>Unio bi-alata.</i> <i>Desh. Reeve. Han.</i> <i>Dianisolis Chinensis.</i> <i>Raf.</i></p>
				SMOOTH.	<p>OVAL.</p> <p>*discoideus.⁶ <i>Lea.</i> <i>Symp. discoidea.</i> <i>Lea.</i> <i>Unio discoideus.</i> <i>Reeve.⁷ Han.</i> <i>Unio tenuis.</i> <i>Gray.⁸</i> <i>An. tenuis.</i> <i>Gray.⁸ Baird & Adams.</i> <i>An. Chinensis.</i> <i>Phili.</i> <i>Barbala discoidea.</i> <i>Chenu.</i></p>

¹ Mr. Swainson discards the name of *dipsas*, because it was used by Larentini (1768) for a genus of reptiles, and he says he gladly adopts that of *Symphynota*, Lea (Malac., p. 288). I think it better, however, that the rule recently adopted among most zoologists not to repeat generic names, should be more prospective than retrospective, if adopted at all. Well and long established names are not likely to lead to error. But the name of *Barbala*, Humphreys, has no doubt the pre-eminent title, and should take precedence over all other proposed names, viz., *Barbata*, Sow., *Cristaria*, Schum., *Appius*, Leach, *Dianisolis*, Raf., *Dipsas*, Leach (1815), *Symphynota*, Swain. not Lea, *Dipsax*, Voight, if we allow the names of Humphreys.

² Perfect specimens show the whole linear tooth, and the folds on the posterior slope and on the posterior wing, but old and imperfect specimens sometimes exhibit neither. The imperfect figure and description by Leach (who made the genus in 1815) of this fine shell, led me to believe that it could not be the same with that which I described under the name of *Sym. bi-alata*.

³ Fide Dr. Gray.

⁴ Dr. Dunker, in Cassel, showed me a valve in his collection from Siberia, somewhat fractured, which is undoubtedly the *Dipsas plicatus*, Leach. It is the largest specimen belonging to this family which I have seen: in breadth about 12 inches; length $7\frac{1}{4}$ inches. See note on *An. gigantea*.

⁶ Mr. Rafinesque, in the continuation of his Monograph (p. 7), affirms decidedly that the *Symphynota bi-alata*, Lea, is a peculiar genus, but he changes it to *Dianisolis Chinensis*!!

⁶ The posterior termination of the tooth shows some disposition to duplication, and evidently inclines to pass into the subgenus *Unio*.

⁷ The figure No. 275 is not *discoideus*, Lea, but probably taken from *U. lævissimus*, Lea.

⁸ In Griffith's Cuvier.

VIII. SUBGENUS ANODONTA.¹

SYMPHYNOTE ANODONTÆ.	SMOOTH.	TRIANGULAR. *Wahlamatisensis. <i>Lea. Cooper. Han.</i> <i>An. triangularis. Trask.</i> <i>An. rotundovata. Trask.</i> <i>trigona. Spix. Hupé. Han.</i>	SYMPHYNOTE ANODONTÆ.	SMOOTH.	OVAL. <i>Symp. Benedictensis. Lea.</i> <i>An. cultrata. Gould.</i> *Nuttalliana. <i>Lea. Han.</i> *Californiensis. <i>Lea.</i>
	SMOOTH.	OVAL. *magnifica. ² <i>Lea. Han.</i> <i>Symp. magnifica. Lea. Chenu.</i> <i>An. rotundatus. Swain.</i> <i>An. aurata. Küst.</i> <i>An. magnifica. Schrenck.³</i>		SUBROTUND.	*rubicunda. <i>Lea.</i>
	SMOOTH.	*Woodiana. <i>Lea. Han.</i> <i>Symp. Woodiana. Lea.</i> *Benedictii. <i>Lea. Adams. Dekay.</i> <i>Stimpson. Han.</i>		NON-SYMPH. ANODON.	PLICATE.

¹ As Bruguière first separated this group from *Unio*, and called it *Anodontites*, it ought to be at least mentioned if his name be not adopted. *Anodonta* is now so universally used that it might be doubted if it should be changed. Bruguière published in *Ency. Math.* in 1792. Poli, in his great work, subsequently reunites *Unio* and *Anodonta*. H. and A. Adams give the following subgenera: *Symphynota*, *Lea*, *Lamproscarpha*, *Swain.*, *Patularia*, *Swain.*

² Dr. Gray, in Griffith's Cuvier, Pl. 24, Fig. 2, gives a figure, without description, of a shell, under the name of *Unio tenuis*, which he thinks is my *An. magnifica*; but it appears to me to be my *Dipsas discoidea*. It is figured with the linear tooth of *Dipsas*.

³ The figure given by Dr. Schrenck in *Reisen und Forschungen im Amur-Lande* is not my *magnifica*. I therefore propose to call it *Schrenkii*.

⁴ With some hesitation, I have placed this and *tortilis* under the division plicate, as the folds or crimples are so small as almost to require a lens. But to place them in the division of "smooth" shells would be, I think, more objectionable.

⁵ In letter of April 7, 1855, Dr. Gould says he has changed *glauca* (being preoccupied) to *puberula*, and that it belongs to *Monocondylæa*, O'Orb.

NON-SYMPHYNOTE ANODONTÆ.	SMOOTH.	OVAL.	NON-SYMPHYNOTE ANODONTÆ.	SMOOTH.	OVAL.
	<p>*<i>cygnea</i>.¹ <i>Drap. Lam. Mill. Crouch. Blain. Pfeif. Turt. Des Moul. Flem. Grat. Bouil. Brard. Bosc. Children. Puton. Potier. Gassies. Por. Klees. Morelet. Merm. Forb. and Hanl. Villa. Guerin. Graells. Thompson. Cuv. Gray. Küst. Brown. Bouch. Rossm. Desh. Studer. Menke. Gras. Goupil. Dup. Fitz. Swain. Schrenck. Charp. Waard. Kickx. Midd.² <i>Gras. Stein. Chenu. Brot. Bourg. Han. Moq. Caill.</i></i></p> <p><i>Myt. cygneus. Lin. Chem. Schrö. Dill. Mühl. Monta. Mat.³ <i>Shep. Tur. Müll. Schreib. Pennant. Don. Da Costa.</i></i></p> <p><i>Myt. anatinus. Lin. Chem. Schrö. Schum. Wood. Monta. Don. Da Costa. Penn. Shep. Tur. Dill. Mat. Schreib. Grat.</i></p> <p><i>Myt. stagnalis. Gmel. Dill. Sow. Schreib.</i></p> <p><i>Myt. fluviatilis.⁴ <i>Gmel. Schreib.</i></i></p>	<p><i>Myt. fucatus. Dill.</i></p> <p><i>Myt. Zellensis. Gmel. Schrö. Schreib.</i></p> <p><i>Myt. Avonensis. Monta. Wood. Ed. Encyclopædia. Moq.</i></p> <p><i>Myt. radiatus.⁵ <i>Mül. Schrö. Schreib.</i></i></p> <p><i>Myt. incrassatus. Shep.</i></p> <p><i>Myt. maculata. Shep.</i></p> <p>— <i>fragilis. Klein.</i></p> <p><i>Musculus fluviatilis. Klein.</i></p> <p><i>Musculus latus. List. Klein.</i></p> <p><i>Musculus angustior. Klein.</i></p> <p><i>Grand Moule des étangs. Geoff.</i></p> <p><i>An. anatina. Lam. Cuv. Mill. Dill. Bosc. Drap. Sow. Pfeif. Flem. Grat. Des Moul. Stud. Bouil. Macgil. Phil. Menke. Desh. More. Goup. Nils. Put. Küst. Dup. Ald. Graells. Villa. Klees. Por. Gass. Bouch. Pot. Charp. Drouet. Waard. Fitz. Arada. Midden.⁶ <i>Gerst. Brot. Bourg. Han. Moq. Caill.</i></i></p> <p><i>An. sulcata. Lam. Nils. Vill.</i></p> <p><i>An. dentiens. Menke.</i></p>			

¹ I have, after a good deal of consideration and examination of my specimens, and the figures in the numerous works describing the *Unionidæ*, satisfied myself that *An. cygnea* and *An. anatina* are not specifically distinct. If the observation of M. Poiret, that the first is viviparous and the last oviparous, be correct, then they should be certainly separated. I feel perfectly persuaded, however, that he must be in error. Turton, in his recent work on the *Land and Fresh Water Shells of Great Britain*, says he is "inclined to think that all our supposed species of this genus may be justly resolved into one." M. Gras (*Description des Moll. Fluv. et Ter. de la France*) says that *anatinus* is only the young of *cygneus*; and Dr. Gray says, in his *Manual of Fresh Water and Land Shells*, that it is a most variable species, and that "we must not only dissent to the division of this polymorphous bivalve into these numerous species, into which it has been separated by the continental writers, but even demur to the possibility of arranging the diversities of shape and coloring into strictly different varieties." "Like *Unio*, this genus is chiefly American, only one distinctly-marked species inhabiting Europe." Such has been my opinion for more than twenty years. (See note on *Unio pictorum*.)

² Middendorff (*Sibi. Reise*) refers to his Pl. 21, Figs. 4 and 5; Pl. 22, Figs. 1 and 2; and Pl. 26, Figs. 1 and 2, for *An. cygnea*, but Figs. 1 and 2 on Pl. 22 are undoubtedly *Dipsas plicatus*, Leach.

³ β of Maton and Racket (*Lin. Soc. Trans.*, vol. iv.) is evidently, judging from the figure, *Unio litoralis*.

⁴ Gmelin states this shell to be from the fresh waters of Europe, and allied to *Anatina*. If this be true, there cannot be a doubt of its being the same with *cygnea*. The *fluviatilis* of Solander and Dillwyn is said to be from North America, and Say's *cataracta* is the same, no doubt.

⁵ Fide Dillwyn.

⁶ Tunguska River, Siberia.

NON-SYMPHYNOTE ANODONTÆ.	SMOOTH.	OVAL.	OVAL.
		<p><i>An. intermedia.</i> Lam. Pfeif. Nilss. <i>Waard. Fitz. Charp. Bouil.</i> <i>Menke. Desh. Bouch. Dup. Pot.</i> <i>An. variabilis.</i> (Var. b.) <i>Drap.</i> <i>Vill. Moq.</i> <i>An. cellensis.</i> Pfeif. Menke. Rossm. <i>More. Küst. Bose. Dup. Vill.</i> <i>Mous. Brot. Grat. Mülden.¹</i> <i>Waard. Fitz. Gerst. Bourg.</i> <i>An. ventricosa.</i> Pfeif. Menke. Bouch. <i>Vill. Pot. Dup. Küst. Waard.</i> <i>Kickx. Müll. Brot. Grat.</i> <i>An. ponderosa.²</i> Pfeif. Menke. Pot. <i>Por. Dup. Rossm. Küst. Held.</i> <i>Graells. Waard. Drouet. Kickx.</i> <i>Müll. Grat. Caill.</i> <i>An. paludosus.</i> Tur. <i>An. stagnalis.</i> Bosc.³ <i>An. fluviatilis.</i> Bose. <i>An. grossa.</i> Zieg. <i>An. obvoluta.</i> Zieg. <i>An. complanata.</i> Zieg. Rossm. <i>Menke. Küst. Drouet. Fitz.</i> <i>Müll. Moq.</i> <i>An. rhomboidea.</i> Schlut. Rossm. <i>An. spuria.⁴</i> <i>An. proboscidalis.</i> Zieg. <i>An. piscinalis.</i> Nil. Gass. Pot. <i>Grat. Dup. Küst. Rossm. Vill.</i> <i>Drouet. Müll. Stab. Caill. Bourg.</i> <i>Brot.</i> <i>An. rostrata.</i> Kokiell. Rossm. Dup. <i>Held. Küst. Vill. Drouet. Bourg.</i> <i>An. attenuata.</i> Held.⁵ <i>An. limpida.</i> Zieg. <i>An. exulcerata.</i> Vill. Por. <i>An. Klettii.</i> Rossm.</p>	<p><i>An. convexa.</i> Dup. <i>An. Rossmassleriana.</i> Dup. Drouet. <i>Grat.</i> <i>An. Rossmassleri.</i> Kinb. Drouet. <i>An. Parreyssii.</i> Kinb. Drouet. <i>An. regularis.</i> More. <i>An. maculenta.</i> More. <i>An. Lusitania.</i> More. <i>An. ranarum.</i> More. <i>An. coarctata.</i> Mich. Pot. <i>An. minima.</i> Pot. Mill. Grat. <i>An. Grateloupiana.</i> Gass. Grat. <i>Caill.</i> <i>An. ovalis.</i> Requien. Pot. <i>An. Dupuyi.</i> Ray and Drouet. Dup. <i>An. arelatensis.</i> Jacq. Dup. Caill. <i>An. Milletii.</i> Ray and Drouet. Dup. <i>Grat.</i> <i>An. Normandi.</i> Dup. Grat. <i>An. oblonga.</i> Stentz. Mill. Dup. <i>Zieg. Drouet. Bourg.</i> <i>An. Rayii.</i> Dup. Grat. <i>An. subponderosa.</i> Dup. Grat. <i>An. Scaldiana.</i> Dup. Drouet. Grat. <i>An. Moulinsiana.</i> Dup. Drouet. <i>Grat.</i> <i>An. subrhomboidea.</i> Brown. <i>An. contorta.</i> Brown. <i>An. luxata.</i> Held. Küst. <i>An. callosa.</i> Küst. <i>An. inornata.</i> Küst. <i>An. cariosa.</i> Küst. <i>An. arealis.</i> Küst. <i>An. subluxata.</i> Küst. <i>An. Sondermanii.</i> Küst. <i>An. anserirostris.</i> Küst. <i>An. tenella.</i> Küst.</p>

¹ Var. *Beringiana*, Kamtschatka.

² This and *grossa* are certainly very different in aspect from the *cygnea*, Lam., being more ponderous and less produced behind. This difference may, however, be effected by locality. Should it prove constant, *ponderosa* ought to be considered a distinct species, and such may prove to be the fact, but I doubt it much.

³ I presume that Bosc meant the same variety as *Myt. fluviatilis*, Gmel. But he refers to Lister's Pl. 157, which is probably *Unio cariosus*, Say. Bose refers to Europe for the habitat of his species, and certainly there is no species in Europe like Lister's figure.

⁴ Count Yoldi's letter to me.

⁵ He since considers it a variety of *cellensis*, Pfeif.

NON-SYMPHYNOTE ANODONTÆ.	SMOOTH.	OVAL.	SMOOTH.	NON-SYMPHYNOTE ANODONTÆ.	SMOOTH.	OVAL.
		<p><i>An. tumida.</i> Fitz. Küst. <i>An. confervigera.</i> Schluter. <i>An. rhomboïdea.</i> Schluter. <i>An. parvula.</i> Drouet. <i>An. subalata.</i> Zieg. <i>An. assimilis.</i> Zieg. <i>An. vetula.</i> Zieg. <i>An. deplanata.</i> Zieg. <i>An. nitida.</i> Zieg. <i>An. prolongata.</i> Zieg. <i>An. derassa.</i> Zieg. <i>An. excentrica.</i> Zieg. <i>An. spreta.</i> Zieg. <i>An. fuscata.</i> Zieg. <i>An. latissima.</i> Kok. <i>An. depressa.</i> Schmidt. <i>An. subdepressa.</i> Drouet. <i>An. minuta.</i> Drouet. <i>An. corrosa.</i> Drouet. <i>An. Dalmatina.</i> Drouet. <i>An. truncata.</i> Drouet. <i>An. crassa.</i> Fitz. <i>An. opalina.</i> Küst. <i>An. Sedakowii.</i> Siesm. <i>An. Beringiana.</i> Midd. <i>An. Middendorffii.</i> Siesm. <i>An. Gougetana.</i> Ogerien. <i>An. arenaria.</i> Bourg. <i>An. psammita.</i> Bourg. <i>An. Helvetica.</i> Bourg. <i>An. anatinella.</i> Stab. <i>An. contracta.</i> Stab. <i>An. Pictetiana.</i> Dum. Brot. <i>An. melina.</i> Bourg. <i>An. arenaria.</i> H. & A. Adams. <i>Anodontites cygnea.</i> Poir. <i>Anodontites anatina.</i> Poir.</p> <p>micans. Anth.</p>				<p><i>*Danielsii.</i> Lea. <i>*Gesnerii.</i> Lea. <i>*Hallenbeckii.</i> Lea. <i>*Leonensis.</i> Lea. <i>*Oregonensis.</i> Lea. Cooper. Han. <i>An. cognata.</i> Gould. <i>*Simpsoniana.</i> Lea. <i>Lucasii.</i> Desh. More.¹ <i>*Pepiniana.</i> Lea. <i>*Kennicottii.</i> Lea. <i>*Dallasiana.</i> Lea. <i>*fragilis.</i> Lam. Han. <i>An. pallida.</i>² Anth. <i>An. imbricata.</i> Anth. <i>An. flava.</i> Anth. <i>An. glandulosa.</i> Anth. <i>An. irisans.</i> Anth. <i>An. subcarinata.</i> Currier. <i>*Footiana.</i> Lea. <i>An. McNielii.</i> Anth. <i>uniopsis.</i>³ Lam. Han. <i>Unio uniopsis.</i> Desh. <i>Alas. compressa.</i> Por.</p>

¹ The outline is very much like *an. cygnea*, Lam. The figure (*Exp. Sci. de l'Algeria Moll.*, Pl. 108) represents a heavy shell like the var. *ponderosa*.

² *Pallida*, *imbricata*, *flava*, *glandulosa*, and *irisans* are all forms which I have had in my cabinet for many years, and unless the soft parts should be found to differ, I should still consider them variations of *fragilis*, Lam., attributable to different habitats and local effects.

³ This is supposed to be the same with *Mono. Bonellii*. See note, p. 72.

NON-SYMPHYNOTE ANODONTÆ.	SMOOTH.	OVAL.	NON-SYMPHYNOTE ANODONTÆ.	SMOOTH.	OVAL.
		<p>*<i>Chaiziana</i>.¹ Rang. <i>Epigenia decorata</i>. Parr.</p> <p>*<i>undulata</i>. Say. Hild.² Sh. & Eat. Gould. Adams. Linsl. Han. <i>Anodon rugosus</i>. Swain. <i>Anodonta Pennsylvanica</i>. Lam. <i>Unio undulata</i>. Desh. <i>Alas. marginata</i>. Küst. <i>Strophitus undulatus</i>. Stimp.</p> <p>Strebellii. Lea.</p> <p>*<i>Showalterii</i>. Lea.</p> <p>*<i>Wardiana</i>. Lea. <i>A. virgata</i>. Con.</p> <p>*<i>edentula</i>. Lea. Dekay. Han. <i>Alas. edentula</i>. Say. <i>Alas. rhombica</i>. Anth. <i>An. areolata</i>. Swain. Coop. Linsl. <i>An. unadilla</i>. Dekay. <i>Hemiodon areolatus</i>. Swains.</p> <p>*<i>pavonia</i>. Lea. Dekay. Han.</p>			<p><i>Weddellii</i>. Hupé.</p> <p><i>obtusula</i>. Hupé.</p> <p><i>lingulata</i>. Hupé.</p> <p>*<i>limnoica</i>. D'Orb. Han.</p> <p>*<i>Holtonis</i>. Lea.</p> <p><i>purpurea</i>.³ Valen. Han.</p> <p>*<i>Ferussaciana</i>. Lea. Dekay. Han. <i>Alas. Ferussaciana</i>. Küst.</p> <p>*<i>Kennerlyi</i>. Lea.</p> <p>*<i>modesta</i>. Lea.</p> <p>*<i>denigrata</i>. Lea.</p> <p>*<i>oblita</i>. Lea.</p> <p>*<i>plicata</i>. Hall.</p> <p>*<i>argentea</i>. Lea.</p>

¹ M. Rang informed me that this species has the singular power of maintaining its vitality in the desiccated marshes of Africa, through six months of the burning sun of that region; and that he had a specimen sent to him in Paris, which was killed nearly thirteen months after it had been taken from its native bed, having occasionally been dipped in water for an hour or two only. He also mentions that the *Iridina rubens* is found with the *Chaiziana* in the Senegal, and possesses the same peculiarities of remaining in a state of torpidity during the season of great heat. A specimen, under the name of *Chaiziana*, sent to Dr. Jay from Europe, and given to me by him, is, I think, a young *Iridina rubens*. Dr. Vandembusch, of Bremen, sent me, more recently, a thicker and more inflated specimen under the name *Epigenia decorata*, of Parreyss and other Vienna naturalists. This appears to me to be the female of the same species. I think it possible that *An. Chaiziana*, *An. Tawaii*, and *E. decorata* may all prove to be identical, varying by geographical position, sexual difference, or age. I have had very strong doubts whether this be not a young *Iridina rubens*, but the two specimens I have seem to be mature, and Rang describes and figures his *Chaiziana* without siphons. The lesser of the two anterior cicatrices is smaller in my two specimens, and more elongate, than in *rubens*.

² I doubt very much if Dr. Hildreth had Mr. Say's *undulata* under his eye when he made his description. The *undulata* of Say does not exist west of the Alleghany Mountains, and Dr. Hildreth probably had some other species, which, not being figured and the description being imperfect, I cannot make out. The species is said to be found in Oneida Lake and Lake Champlain.

³ Von Martens (*Malac. Blatt.* 1867) considers the following to be synonyms: *An. Boroughiana*, Lea; *U. Bengalensis*, Lea; *U. verecundus*, Gould; *An. subcrassa*, Lea; *An. tenuis*, Lea; *An. crepera*, Lea; *An. gracilis*, Lea. He is certainly mistaken in most of these at least.

NON-SYMPHYNOTE ANODONTÆ.	SMOOTH.		NON-SYMPHYNOTE ANODONTÆ.	SMOOTH.	
		OVAL. *ferruginea. <i>Lea.</i> *salmonia. <i>Lea. Han.</i> *imbecillis. <i>Say. Adams.</i> <i>An. incerta. Lea. Küst. Han.</i> <i>An. horda.¹ Gould.</i> *implicata. <i>Say. Gould. Linsl. Migh.</i> <i>Dekay. Stimp.</i> <i>An. Newtonensis. Lea. Han.</i> <i>An. Housatonica. Lind. Gould.</i> <i>Stimp.</i> <i>An. excurvata. Dekay.</i> *Dunlapiana. <i>Lea.</i> *fluviatilis. <i>Dill. Lea. Gould. Adams.</i> <i>Linsl. Dekay. Han.</i> <i>Myt. fluviatilis.² Dill., not Gmel.</i> <i>Wood.</i> <i>Myt. illitus. Soland.?</i> <i>Myt. marginatus. Eat.</i> <i>An. cataracta. Say. Sow. Küst.</i> <i>Migh. Desh.³</i> <i>An. marginata. Say. Adams?</i> <i>Linsl. Migh. Stimp.</i> <i>An. teres. Con.</i> <i>Unio cataracta. Desh.</i> *Tryonii. <i>Lea.</i> *virgulata. <i>Lea.</i> *Lewisii. <i>Lea.</i>			OVAL. *lacustris. <i>Lea.</i> *Dariensis. <i>Lea.</i> *opaca. <i>Lea.</i> *crepera. <i>Lea.</i> *Arkansensis. <i>Lea.</i> <i>reticulata. Reeve.⁴</i> <i>dactylus. Sow.</i> *Mortoniana. ⁵ <i>Lea. Hupé. Han.</i> <i>An. Chiquitana. D'Orb.</i> <i>Craspedodonta smaragdina? Anton.</i> <i>Küst.</i> *Napoensis. <i>Lea.</i> *Wymanii. <i>Lea.</i> *glauca. ⁶ <i>Valen.</i> <i>An. glauca. Lam.</i> <i>An. ovatus. Swain.</i> *ovata. <i>Lea. Han.</i> <i>An. subangulata. Anth.</i> *Youkanensis. <i>Lea.</i> *plana. <i>Lea. Dekay. Han.</i> <i>An. declivis. Con.</i>

¹ I have several times had specimens from Texas, and have no doubt of its being Say's *imbecillis*, which has such an extraordinarily wide geographical distribution in the Southern and Western States.

² See note on *An. cygnea*.

³ *Trait. Elem.*, vol. ii. p. 218.

⁴ Mr. Reeve (*Conch. Icon.*, No. 27) gives this as being Dr. Gould's species. But I am not aware of his having described an *Anodonta* under this name. The figure is so closely like *Arkansensis*, Lea, that I should not be surprised if it be the same, and coming from North America.

⁵ D'Orbigny gives *An. trigonum*, Spix., as a synonym.

⁶ The figure of this shell resembles some individuals of *Myt. fluviatilis*, Soland. (Say's *An. cataracta*), but is straighter on the superior margin. In this character it resembles the *trapezialis*. The observations of Barnes, being made when little was known of this genus, cannot now be admitted.

NON-SYMPHYNOTE ANODONTÆ.	SMOOTH.	OVAL.	NON-SYMPHYNOTE ANODONTÆ.	SMOOTH.	OBLONG.
	<p>*decora. <i>Lea. Han.</i> <i>An. inornata. Anth.</i></p> <p>*papyracea.¹ <i>Anth.</i></p> <p>*Granadensis. <i>Lea.</i></p> <p>*Harpethensis. <i>Lea.</i></p> <p>*gigantea.² <i>Lea. Han.</i></p> <p>*subvexa. <i>Con.</i></p> <p>*Stewartiana. <i>Lea.</i></p> <p>subglobosa. <i>Anth.</i></p> <p>Vescoiana. <i>Bourg.</i></p> <p>*virens. <i>Lea.</i></p> <p>*gibbosa. <i>Say.</i> <i>An. inflata. Major Le Conte's Cabinet.</i></p> <p>*Couperiana. <i>Lea.</i></p> <p>*Burroughiana. <i>Lea.</i></p> <p>puelchana. <i>D'Orb. Mart.</i></p> <p>*grandis. <i>Say. Lesueur.</i></p> <p>*corpulenta. <i>Coop.</i></p> <p>Napolatensis. <i>Sow.</i></p> <p>*Texasensis. <i>Lea.</i></p>	<p>doliaris. <i>Lea.</i></p> <p>*Jewettii. <i>Lea.</i></p> <p>*tetragona. <i>Lea.</i></p> <p>*Trautwiniana. <i>Lea.</i></p> <p>*Shafferiana. <i>Lea.</i></p> <p>*Williamsii. <i>Lea.</i></p> <p>*Bealei. <i>Lea.</i></p> <p>*Bridgesii. <i>Lea.</i></p> <p>*Henryana. <i>Lea.</i></p> <p>*suberassa. <i>Lea.</i></p> <p>*Forbesiana. <i>Lea.</i></p> <p>*Moricandii. <i>Lea.</i></p> <p>SUBROTUND.</p> <p>*suborbiculata. <i>Say. Han.</i></p> <p>gibba. <i>Benson. Reeve.</i></p> <p>*globosa. <i>Lea.</i></p> <p>*Linnæana. <i>Lea.</i></p> <p>*Pazii. <i>Lea.</i></p> <p>*lenticularis. <i>Lea.</i></p> <p>rotunda. <i>Spix.</i></p> <p>*Cailliaudii. <i>Lea.</i></p>			

¹ Mr. Anthony sent me this species in 1859 with the habitat of Tennessee. I recognized it as a new and interesting species, with an imperfect cardinal tooth. In the description, *Am. Jl. Conch.*, 1865, he says "habitat"?

² *An. giganteus*, Spix., having been before described by Lamarek under the name of *trapezialis* and *exotica*, my species must retain this name.

NON-SYMPHYNOTE ANODONTÆ.	SMOOTH.	WIDE.	*Marryatana. <i>Lea.</i> <i>An. subinflata.</i> <i>Anth.</i>		
		elongata. <i>Swain.</i> <i>Han.</i>			
		*ensiformis. <i>Spix.</i> <i>D'Orb.</i> <i>Schom.</i> <i>Küst.</i> <i>H. & A. Adams.</i> <i>Han.</i> <i>Lamproscapha ensiformis.</i> <i>Chenu.</i>			
		*cylindræca. <i>Lea.</i> <i>Han.</i>			
		*subcylindræca. <i>Lea.</i> <i>Linsl.</i> <i>Dekay.</i> <i>Stimp.</i> <i>Han.</i>			
		lucida. <i>D'Orb.</i>			
		*Buchanensis. <i>Lea.</i> <i>Han.</i>			
		*Senegalensis. <i>Lea.</i>			
		*Dahomeyensis. <i>Lea.</i>			
		*gracilis. <i>Lea.</i>			
		*Wheatleyi. <i>Lea.</i> <i>H. Adams.</i>			
		*Amazonensis. <i>Lea.</i>			
		*exilis. ¹ <i>Lea.</i> <i>Han.</i> <i>An. polita.</i> <i>Mouss.</i> <i>An. siliqua.</i> <i>Küst.</i>			
		NON-SYMPHYNOTE ANODONTÆ.	SMOOTH.	WIDE.	*Schröteriana. <i>Lea.</i> <i>Hupé.</i>
				OBOVATE.	*obtusa. <i>Spix.</i> <i>Küst.</i> <i>Mori.</i> <i>Hupé.</i> <i>An. lituratum.</i> <i>Spix.</i>
				Montezuma. <i>Lea.</i>	
*trigona. ² <i>Spix.</i> <i>D'Orb.</i> <i>Küst.</i>					
*sirionos. ³ <i>D'Orb.</i> <i>Hupé.</i> <i>Mart.</i> <i>An. Ferrarisi.</i> <i>D'Orb.</i>					
*Patagonica. <i>Lam.</i> <i>Küst.</i> <i>Mart.</i>					
*lato-marginata. ⁴ <i>Lea.</i> <i>D'Orb.</i> <i>Von</i> <i>Mar.</i> <i>An. trapezeus?</i> ⁵ <i>Spix.</i> <i>An. exotica?</i> <i>Cuv.</i> <i>An. membranacea.</i> ⁶ <i>D'Orb.</i> <i>Hupé.</i> <i>Patularia rotunda.</i> <i>Swain.</i> <i>Patularia lato-marginata.</i> <i>Chenu.</i>					
*Spixii. <i>D'Orb.</i> <i>An. rotundus.</i> <i>Spix.</i> <i>Küst.</i> <i>An. trapezium.</i> <i>Mori.</i>					
porcifer. ⁷ <i>Gray.</i>					
*trapezialis. <i>Lam.</i> <i>Blain.</i> <i>Pot.</i> <i>Küst.</i> <i>Hupé.</i> <i>Mart.</i>					

¹ Prof. Kirtland informed me that he received this shell from Wallingford, Conn., taken from some of the branches of the Quinipiak River, but I think this must be an error. When I described it, I mentioned having purchased it of Mr. Warren, a dealer in Boston, who could give me no idea whence it came. I never supposed it to be an American species, and my conclusion is justified, I think, by having received the same species from Dr. Vondembusch, of Bremen, he having procured it from Java.

² Férussac considered *trigona* the same as *crassa*, Swainson. The two figures, however, appear to me to be too different to be considered the same.

³ The specimen sent to me by M. D'Orbigny under the name of *sirionos* does not correspond with his figure in *Voy. Am. Mer.*, Pl. 74, Figs. 4-6, and Pl. 80, Figs. 1 and 3, which I think are drawn from a *lato-marginata*, Lea; but it is, I think, the same as *trigona*, Spix.

⁴ The *Patagonica* and *lato-marginata*, when they are better observed, may prove to be the same.

⁵ Spix's figure so closely resembles the *lato-marginata*, that I scarcely feel a doubt as to their being the same. He does not, however, notice the broad margin which is so characteristic of this species.

⁶ See note 4, p. 55.

⁷ Never having seen this species, I place it here on Dr. Gray's authority. *Pro. Zool. Soc.* 1834, p. 58.

NON-SYMPHYNOTE ANODONTÆ. SMOOTH.	OBOVATE.	NON-SYMPHYNOTE ANODONTÆ. SMOOTH.	OBOVATE.
	<i>An. exotica</i> . ¹ Lam. Cuv. ² D'Orb.		<i>Gonidea</i> ⁵ Randalli. Con.
	Desh. Hupé. Von Mar. Han.		<i>Gonidea feminialis</i> . Con.
	<i>An. giganteus</i> . Spix. Menke. Küst.		* <i>tenebricosa</i> . Lea. D'Orb. Han.
	<i>An. peneillatus</i> ? Gray.		<i>Lamproscapha tenebricosa</i> . Chenu.
	<i>An. Susannæ</i> . Gray.		<i>An. tenebrosa</i> . Reeve. ⁶
	<i>An. trapezia</i> . Küst.		* <i>tenuis</i> . Lea.
	<i>An. ciconia</i> . Gould.		* <i>luteola</i> . Lea.
	<i>An. Blainvillianus</i> . Reeve.		* <i>inaequivalva</i> . Lea.
	<i>An. subsinuata</i> ? Sow.		
	* <i>anserina</i> . Spix. Han.		
	* <i>radiatus</i> . Spix.		
	Georginæ. ³ Gray.		ARCUATE.
	<i>Leila Georgina</i> . Hupé.		<i>solidula</i> . Deville and Hupé.
	* <i>Uruguayensis</i> . Lea.		* <i>arcuata</i> . Fer.
<i>crassa</i> . Swain. Han.	<i>arcuta</i> . Caill. ⁷		
<i>Leotandi</i> . Guppy.	<i>Pallegoixi</i> . Cuming. Reeve.		
* <i>angulata</i> . ⁴ Lea. Hinds. Cooper. Han.	<i>sinuosa</i> . Lam. Swain. Han. Dupuy?		
<i>Patularia angulata</i> . Chenu.	<i>solenidea</i> . Sow.		
<i>An. feminialis</i> . Gould.	* <i>soleniformis</i> . D'Orb.		
<i>An. Randalli</i> . Trask.			

¹ So far as I have been enabled to examine specimens of this and *trapezialis*, I am disposed to think they are not distinct species.

² The figure, Pl. 90, given in the edition of Cuvier by his pupils, is said to be reduced to one-half. It seems to me to be a good representation of *An. lato-marginata* (nobis), and not like Lamarck's *exotica*.

³ I have not seen this shell. It seems to be nearly allied to *Blainvilliana* (nobis), judging from the figure in Griffith's Cuvier, Pl. 19, Fig. 3. It is from Paraguay.

⁴ This very curious and interesting species was described from a single imperfect valve, brought by Mr. Nuttall from Oregon. Some years afterwards, Lady Catherine Douglas recognized it among the shells sent by Sir George Simpson, from Vancouver, and to her I owe the possession of a fine and perfect specimen. In the collection of the Exploring Expedition, I recognized many fine specimens which Captain Wilkes brought from Columbia River. Some of them my friend Dr. Gould has since characterized as a distinct species, but in this I should not agree with him. Mr. Hinds found this species abundant in the Rio Sacramento, California, where he says it was used as food by the Indians.

⁵ I do not see any reason for proposing a new genus for this shell. If the irregular dorsal margin required its being removed from *Anodonta*, then it should be placed in D'Orbigny's genus *Monocondylæa*.

⁶ Mr. Reeve quotes Say for *tenebrosa*, but Mr. Say described no *Anodonta* by that name to my knowledge. It is evidently my *tenebricosa* from South America.

⁷ The figure of Cailliand, *Voy. à Meroé*, vol. ii., Pl. 61, is exactly like a specimen sent to me many years since under the name of *arcuata*, Fer., from the Nile.

The following species are unknown to me:—

An. anatinoides. *Klein. Brown.*
 An. annulatus.¹ *Sow.*
 An. attenuata. *Stab.*
 An. atrovirens. *Phili. Shutt.*²
 An. Bambouscarum. *Morelet.*
 An. Benacensis. *Vill.*
 An. Bengalensis. *Reeve.*
 An. Burroughiana. *Chenu.*³
 An. callifera. *Mart.*
 An. canescens. *Stentz.*
 An. capitata. *Küst.*
 An. carinifera. *Con.*⁴
 An. carinata. *Dunk.*
 An. Charpentierii. *Küst.*
 An. Chinensis. *Fer.*
 An. cimbula. *Vill.*
 An. coarctata. *Anton.*
 An. cornea. *Phili.*
 An. (Unio) crepera.⁵ *Reeve.*
 An. cuneata. *Küst.*
 An. curvatus. *Fer.*
 An. clachista. *Bourg.*
 An. embia. *Bourg.*
 An. exotica. *Reeve.*
 An. folium. *Fer.*
 An. fragilis. *Fitz.*
 An. gigantea.⁶ *Middendorff.*
 An. glabra. *Zeig. Vill.*
 An. Guilliani. *Recluz.*
 An. Harlandi. *Baird & Ad.*
 An. Heldii. *Küst.*
 An. Idrina. *Spin. Bourg.*
 An. impura. *Say.*

An. incarum. *Phili.*
 An. Jobæ. *Dupuy.*
 An. Kellettii. *Sow.*
 An. Latoureuvi. *Bourg.*
 An. leprosa. *Parr. Vill.*
 An. Lucasii. *More.*
 An. lugubris. *Say.*
 An. lurulentus. *More.*
 An. Nicaragua. *Phili.*
 An. Nilssoni. *Küst.*
 An. normalis. *Stabile.*
 An. Numidica. *Bourg.*
 An. Ononensis.⁷ *Lea.*
 An. opilina. *Küst.*
 An. palustris. *Fer. et D'Orb.*
 An. Pictetianus. *Dum.*
 An. pictus. *Sicain.*
 An. plicata. *Hald.*
 An. polymorpha. *Küst.*
 An. recurvirostra. *Küst.*
 An. rugifera. *Dunk.*
 An. Schombergkii. *Mart.*
 An. smaragdina. *Anton.*
 An. subreniformis. *Sow.*
 An. subrostrata. *Phili.*
 An. subsinuata. *Phili.*
 An. Swinhoei. *H. Adams.*
 An. Tawaii. *Rang.*
 An. triangularis. *Trask.*
 An. triangularis. *Lanza.*
 An. triangularis. *Vill.*
 An. triangulata. *Küst.*
 An. truncata. *Küst.*
 An. Tunizana. *More.*
 An. Ucayalensis. *Phili.*

¹ Very like *pavonia*, Lea.

² Probably *cygnea*, Lin.

³ Livr. 81, Pl. 3, Fig. 3. This name and figure are placed to two different species in this plate.

⁴ On cover of *Monog.* No. 9.

⁵ This is not *crepera*, Lea, as supposed by Mr. Reeve.

⁶ A specimen of this shell from the River Onon, Northern Siberia, was presented to the Boston Soc. Nat. Hist. by Dr. Gould. It is stated to be "11 inches long and 6½ high." (Proceedings, March, 1849.) I presume this is a distinct species, but, without a description or view, I am unable to determine. The name, however (*gigantea*), is preoccupied, and I propose to substitute *Ononensis*, as the author's name (*Middendorffi*, Siesm.) is also preoccupied. Is it not possible that this may be an old *Dipsas plicatus*, Leach, with the teeth obliterated?

⁷ See note above.

Fossil Species.

An. Abyssina. <i>Morton.</i>	An. cygnea. <i>Morris's Cat. Bronn.</i>
An. anatinoides. <i>Klein. Krauss.¹ Bronn.</i>	An. Daubreana. <i>Schimper.</i>
An. antiqua. <i>D'Orb.</i>	An. grandioides. <i>Lea.</i>
An. aquensis. <i>Mathe. Bronn.</i>	An. Jukesii. <i>Forbes.²</i>
An. Cordieri. <i>D'Orb.</i>	An. obliquius. <i>D'Orb. Bronn.</i>
An. corpulentoides. <i>Lea.</i>	An. Purbeckensis. <i>Forbes.</i>
	An. tener. <i>Eichw. Bronn.</i>
	An. tenuissima. <i>Eichw. Bronn.</i>

¹ Die Moll. der Tertiär-Formation von Kirchberg.² From the Devonian of Ireland.

IX. SUBGENUS COLUMBA.¹

NON-SYMPHYNOTE COLUMBÆ.	{	OBOVATE.	{	NON-SYMPHYNOTE COLUMBÆ.	{	OBOVATE.
		SMOOTH.				SMOOTH.
		*Blainvilliana. ² <i>Lea.</i>				<i>Leila Parishii.</i> <i>Gray.</i>
		<i>An. Blainvilliana.</i> <i>Lea. Chenu.</i>				* <i>esula.</i> ⁵ <i>Jan.</i>
		<i>Hupé. Han.</i>				<i>Anodonta esula.</i> <i>Jan.</i>
		<i>An. trapezialis.</i> <i>Crouch.</i>				<i>Irid. esula.</i> ⁶ <i>D'Orb.</i>
		<i>An. Parishii.</i> ³ <i>Gray. Han.</i>				<i>Leila esula.</i> ⁷ <i>Gray. Hupé.</i>
		<i>An. hians.</i> <i>Sow. Reeve.</i>				<i>Leila Castelnaudii.</i> <i>Hupé. Mart.</i>
		<i>An. scriptus.</i> <i>Fer. Reeve.</i>				<i>Leila pulvinata.</i> <i>Hupé.</i>
		<i>Leila trapezialis.</i> <i>Hupé.</i>				
		<i>Iridina trapezialis.</i> ⁴ <i>D'Orb.</i>				

¹ Testa æquivalvis, inæquilatera, subtriangulari. Cardo linearis edentulus. Impressio muscularis lli postica inflecta.

² In my description of *Blainvilliana* (*Observations on the Genus Unio*, vol. i. p. 189), I observed that I was induced to believe that the animal of this shell would be found to differ from that of the genus *Anodonta*. M. D'Orbigny, in his *Synopsis of the Fresh Water Shells of South America*, has in fact so found it. The animal has two tubes. Nevertheless, although I then proposed, if such should be the case, that it should be placed in a new genus, under the name of *Columba*, I continued it in the subgenus *Anodonta*, as, with the artificial system, which is founded on the hinge, I thought it could not with propriety be elsewhere classed. I then mentioned that when the family shall be arranged in a system founded on the animal structure only, it evidently must be changed, and I doubted then if it should be placed in the genus *Iridina*, for, although it is likely that all the species of that genus have two tubes, they do not seem to possess the inflected palleal cicatrix, which I noted in the description of *Blainvilliana*. There being now at least two distinct species known, I have thought it best to classify the genus *Columba* as proposed March 15th, 1833 (*Obs.* vol. i. p. 190).

³ In a letter from Dr. Gray, Nov. 1834, he states that his *Parishii* and my *Blainvilliana* are the same. His paper is dated July 8th, 1834; mine, March 15th, 1833.

⁴ M. D'Orbigny, at p. 43, *Synopsis Ter. and Fluv. Mollusque*, makes *An. trapezialis*, Lam., a synonym to his *Iridina trapezialis*; but I think that Lamarek's *An. trapezialis* is a different shell. I cannot but think that D'Orbigny's *I. trapezialis* is my *An. Blainvilliana*.

⁵ M. D'Orbigny thinks that this is my *Blainvilliana*, but, having his specimens and mine of both these species, I am induced still to believe that I am correct. The two specimens resemble each other, but are certainly distinct. The inflected palleal cicatrix exists in both, but the *esula* is more curved, and the dorsal margin is more sinuous, the nacre being bluish white, while the five or six specimens of *Blainvilliana* which I have seen are all salmon color.

⁶ *Mag. de Zool.*, 1835.

⁷ Gray's *Genera*.

X. SUBGENUS BYSSANODONTA.¹

{ SMOOTH. }	{ QUADRATE. Paranensis. <i>D'Orb.</i> <i>Chenu.</i> }	
-------------------	--	--

¹ This is a remarkable fresh water bivalve discovered by M. D'Orbigny, remaining always attached by a *byssus*. See *Voy. dans l'Amér. Mérid.*

GENUS PLATIRIS.¹I. SUBGENUS IRIDINA.²

NON-SYMPHYNOTE IRIDINÆ.	{	OBLONG.	Spekii. ³ Woodward.	NON-SYMPH. IRID.	{	ARCUATE.	*exotica. Lam. Desh. ⁵ Pot. Chenu.
		OBOVATE.	*ovata. Swain. Woodward. Irid. exotica. Children. Irid. splendida. Chenu. Pleiodon Macmurtriei. Con. Pleiodon ovata. Con. Chenu.			Irid. striata. Swain. Woodward. Irid. elongata. Sow.	
			*Leaii. ⁴ Sow.				Species Unknown to me.
							Iridina valeus. ⁶ Parr. Iridina solida. Anton. Iridina Welwitchii. More.

¹ Genus Platiris (nobis), πλατις, latus; ιρις, iris. Testâ æquivalvis, latè transversâ; impressiones musculares grandes; cardo longus, linearis; ligamentum externum.

² When Lamarck established his genus *Iridina*, he had seen but a single species, and of that only one individual, which is figured in the *Encyclop. Méthodique*, Pl. 204. Other species have been since referred to his genus, which do not seem to me to fulfil the conditions of his generic diagnosis. The phrase "cardo per longitudinem tuberculosus, subcrenatus," is by no means descriptive of the hinge belonging to the species just alluded to, which has the hinge smooth, or very slightly tuberculate. The figure in the *Encyclopédie*, and that of Blainville (Pl. 66, Fig. 3), represent the same individual, and exhibit a character of hinge resembling in some measure that of an *Arca*. A second species, apparently agreeing with Lamarck's generic description, has been observed and described by Swainson, under the name of *Iridina ovata* (*Phil. Mag.*, vol. lxi.); and it has also been described by Mr. Children under the name of *I. exotica* (*Brande's Journ.*, vol. xv.). The specimen described in *Brande's Journal* is now in the British Museum, and that accurate naturalist, Dr. John Edward Gray, who is one of the officers of that noble institution, informs me that he thinks it is identical with the shell upon which Mr. Conrad has lately proposed to form a new genus, *Pleiodon*. Under these circumstances, it seems to me necessary to separate those shells having a crenulated hinge (which are true *Iridinæ*), from those having the hinge smooth, or very slightly tuberculated. I therefore arrange the *Iridina rubens*, *Nilotica*, &c., in a new subgenus, for which I propose the name of *Spatha*. In an intemperate note by Mr. Conrad, on the cover of No. 11 of his *Monography*, he says that I refer *P. Macmurtriei* to *Iridina ovata*, because Dr. Gray thinks them identical; and further says this "must be a wilful error" on my part! But this irritable remark cannot alter the fact. *It is identical*. Mr. Swainson (*Malacology*, p. 286) says "the name of *Pleiodon* cannot be substituted for that of *Iridina*, as applied to the typical species."

Ferussac says that Humphrey, in his Catalogue (MSS.?), made a genus (*Scapha*) for an *Iridina*, and that the "*mutel*, D'Adanson," is certainly the same (*Mém. de l'Hist. Nat. de Paris*, v. i. p. 362).

³ This has so much the characteristic of *ovata* that I should not be surprised if it proved eventually to be a well-marked variety of that species.

⁴ Mr. Sowerby very kindly presented me with a specimen under this name. It looks to me like a young *I. ovata*, and I have little doubt but that it will prove to be such.

⁵ M. Deshayes gives the *Nilotica* as a synonym to this species, but I think it is distinct.

⁶ From Africa, in *Jay's Cat*.

II. SUBGENUS SPATHA.¹

SYMPHYL. SPATHILÆ.	SULCATE.	TRIANGULAR. *alata. <i>Lea.</i>	NON-SYMPHYNOTE SPATHILÆ.	SMOOTH.	OVAL. *Nyassaensis. <i>Lea.</i> OBLONG. *Natalensis. <i>Lea.</i> <i>An. tabula.</i> <i>Sow.</i> WIDE. *modesta. <i>Lea.</i>	NON-SYMPHYNOTE SPATHILÆ.	SMOOTH.	OVAL. Wahlbergi. ⁴ <i>Krauss.</i> Baikii. <i>H. Adams.</i> (Anodonta.) WIDE. *dubia. <i>Gmel. Chenu.</i> <i>Myt. dubius.</i> <i>Gmel. Dill.</i> <i>Mut. dubia.</i> <i>H. and A. Adams.</i> <i>Irid. Nilotica.</i> <i>Sow. Fer. Cuv.</i> <i>Crouch. Caill. Pot. Desh. Mart.</i> <i>An. dubia?</i> <i>Bose.</i> <i>Irid. Oudnicæi.</i> <i>Kœnig.</i> <i>Irid. gracilis.</i> <i>Caill.</i> <i>Spatha Nilotica.</i> <i>Anton. Küst.</i> <i>Calliscapha Nilotica.</i> <i>Swain. Chenu.</i> <i>Myt. Niloticus.</i> <i>Wood.</i> <i>Le mutel.</i> <i>Adan.</i> <i>Irid. mutel?</i> <i>Rang.</i> <i>Irid. angustata.</i> <i>Sow.</i> *cælestis. ⁵ <i>Lea.</i> <i>Irid. rostrata?</i> <i>Rang. Pot.</i> <i>Spatha rostrata.</i> <i>Küst.</i> <i>Species unknown to me.</i> <i>Spatha compressa.</i> <i>Mart.</i> <i>Spatha Petersi.</i> <i>Mart.</i>
	SMOOTH.	OVAL. *rubens. ² <i>Lam. Chenu.</i> <i>Irid. rubens.</i> <i>Desh. Cuv. Rang.</i> <i>Irid. arenata?</i> <i>Caill. Pot.</i> <i>An. obtusa?</i> <i>Potier and Mich.</i> <i>An. rubens.</i> <i>Lam. Blain. Menke.</i> <i>Küst.</i> <i>An. Clappertoni.</i> ³ <i>Kœnig.</i> <i>Spatha Cailliaudi?</i> <i>Mart.</i> <i>Spatha Hartmanni?</i> <i>Mart.</i>						

¹ H. and A. Adams divide the group into *Mutela*, *Seopoli*, *Scalliscapha*, *Swain*, *Pleiodon*, *Con.*, *Spatha*, *Lea*, *Leila*, *Gray*, *Mutela*, consisting of *dubia*, *Gmel.*, *valeus*, *Parr.*

² Dr. Gray informs me that *Cailliaud* figures a species near to this from Egypt, which is in his possession, but I have not seen the shell or description. A specimen in Mr. Tanner's collection labelled *Iridina arcuata*, *Caill.*, and sent by M. *Cailliaud* to the late Mr. *Hyde*, is an *Anodonta*.

³ In *Denham and Clapperton's Journey*.

⁴ The figure is very like *rubens*, but Prof. *Krauss* says it differs ("Südafrikanischen Mollusken"). It comes from Natal, South Africa.

⁵ A specimen of *cælestis* received of Dr. *Pitcairn*, from Edinburgh, was marked *Unio longinus*, *Gray*.

III. SUBGENUS MYCETOPUS.¹

NON-SYMPHYNOTE MYCETOPI.	PLICATE.	{	WIDE.	plicatus. ² Gray. Reeve.	NON-SYMPHYNOTE MYCETOPI.	SMOOTH.	{	WIDE.	*siliquosus. D'Orb. Han. An. siliquosus. Spix. Küst. More. An. longinus. Spix. Myc. subsinuatus. Sow. Reeve. Irid. longina. Fer. Lamproscapha siliquosa. Swain.
	SMOOTH.	{	WIDE.	soleniformis. D'Orb. Chenu. Han. Spatha soleniformis. Ant. Küst. Myc. pygmæus. Hupé. Myc. Weddelli. Hupé.					
				*emarginatus. ³ Lea. Sow. Reeve.					rugatus. Sow. Reeve.
				*falcatus. ⁴ Higg. & Reeve, No. 9.					ventricosus. ⁶ D'Orb.

¹ This genus, established by M. D'Orbigny, has the dorsal margin smooth like *Anodonta*; but that and the basal margin are nearly parallel, and the posterior margin is truncate. The soft parts of the animal figured by D'Orbigny represent it to be very different in the form and size of the foot, which it extends enormously. He mentions that the two anterior cicatrices are widely separated. A more important character appears to be in the fact that the smaller cicatrix is placed before the larger one. In *Unio* and *Anodonta*, it is placed below it, and in *Hyria*, Lam., it is placed above, that is, in a line with the beak. Its habits are different from the *Unionidæ* generally, as it buries itself over a foot in the sand, "perforat, sicut pholadæ." In this characteristic it is analogous to *Margaritana dehiscens* (p. 69), *Unio dehiscens*, Say, which my brother, T. G. Lea, informed me he found only at a depth of 12 inches below the surface of the sand on the bars of the River Ohio, their position being ascertained by a small hole at the surface kept open by the animal. The foot is capable of great extension. See description of soft parts, *Obs.* Vol. X. p. 76.

² This has very much the appearance of a deformed shell, as figured by Reeve, No. 3.

³ Mr. Conrad proposes to create a new genus (*Solcnaia*) for this species (*Am. Jl. Conch.*, vol. iv. p. 249), it having, he says, "a lateral tooth in each valve," which it has not, there being then only a "slight long rising," as originally described by me. I presume Mr. Conrad had never seen the shell.

⁴ Mr. Higgins has described and figured this species (*Zool. Pro.*, 1863, p. 179), which he received from Mr. E. Bartlett, who discovered it in streams near Chyaretas, Upper Amazon. It is closely allied in all its characters to *emarginatus* (nobis), and I have admitted it above as a distinct species. If the habitats be correct, and I have no reason to doubt them, we have in Mr. Wheatley's collection and mine, together with Mr. Higgins' authority, the two distant habitats well established. *Falcatus* seems to be a smaller species, more emarginate, corrugate on the posterior slope, and the angles of umbonal and anterior slopes are more acute.

⁵ Having the two shells *An. siliquosa* and *An. pygmæa*, Spix., before me, I cannot doubt of their being distinct; and I believe they both belong to D'Orbigny's genus *Mycetopus*.

⁶ *Voyage dans l'Amérique Méridionale*, tom. v. partie iii. Pl. 72, Fig. 1-3. The figure of *ventricosus* approaches so much that of *siliquosus*, that I would not be surprised if it should prove to be simply a variety.

IN Mr. Rafinesque's Monograph, and in his subsequent Papers, are inserted descriptions under the following names. Not being able to identify them, I have deemed it better simply to give a catalogue of them. Those which I suppose I have identified will be found in the foregoing table. In this list, I have not divided the *Unionidae* into his numerous genera. The want of adequate figures, and an absence of sufficiently accurate description, together with Mr. Rafinesque's well-known proclivity to make species out of imaginary forms and specimens, induced me, after repeated and vain attempts to recognize his species, to follow the example of Mr. Say, Mr. Barnes, and all the other American malacologists up to the time of commencing my memoirs on this subject, to avoid any further attempt to elucidate a mass of confusion which was considered beyond the pale of science. The views of the late Dr. Binney, in his *Terrestrial Molluscs of the United States*, Prof. A. Gray, in *Amer. Journal of Science*, and Major Le Conte, in the *Proc. Acad. Nat. Sciences*, in relation to the claims of this writer, are so conclusive that it is only necessary for any unprejudiced mind to examine the facts and be perfectly satisfied that Mr. R. has, so far from advancing science by his writings in this branch, been the cause of inextricable confusion, from the embarrassment of which we can only be relieved by altogether avoiding any further attempt to make out his imaginary species. M. Ferussac, who made vain attempts to understand his division and species, says that the shells he sends away augment the difficulties in knowing his own species, and that he had received the same shells under different names, and others with the names evidently different from those given in his monography; that the difficulty, therefore, is inextricable in the determination of his species, &c.

Alasmodonta atropurpureum?	Unio antrosa?	Unio cyclips?
badium?	argyratus?	cyphia?
costata?	atroviolacea?	deccorticata?
hians?	attenuata?	depressa?
papyraceum?	aurata?	diaphanus?
ponderosum?	bicolor?	dilatata?
rugosum?	biloba?	diploderma?
scriptum?	bullata?	ellipsaria?
sulcatum?	calendis?	elliptica?
viridis?	cardium?	fasciata?
	castaneus?	fasciola?
Anodonta aperta?	chloris?	fasciolaris?
atra?	cinerescens?	flava?
cuncata?	Cliffordiana?	flexuosa?
digonota?	cordata?	flexus?
inflata?	costata?	fontinalis?
lata?	crassa?	fragilis?
Ohiensis?	cuncata?	fulgens?
solenoides?	cuprea?	fulvus?

Unio gibbosa?
 granulatus?
 interrupta?
 lævigata?
 lamobrachys?
 lateralis?
 latissima?
 leptodon?
 lineolata?
 lividus?
 megaptera?
 melaplata?
 montanus?
 nervosa?
 nigra?
 nodulata?
 obliquata?
 obovalis?
 olivaria?
 ovata?
 pachostea?

Unio pallens?
 pallida?
 paphos?
 perplexus?
 plateolus?
 ponderosus?
 pusella?
 quadrula?
 reflexa?
 retusa?
 rimosus?
 rivularis?
 rosea?
 sintoxia?
 sinuata?
 solenoides?
 stegaria?
 striata?
 subrotunda?
 teneltus?

Unio teres?
 torulosa?
 triangularis?
 triqueter?
 truncata?
 tuberculata?
 Venus?
 verrucosa?
 viridis?
 vittatus?
 zonalis?

Odatelia radiata?

Lasmonos fragilis?

Diplasma marginatæ?
 similis?
 striata?
 vitrea?

GEOGRAPHICAL DISTRIBUTION

OF THE

SPECIES OF THE FAMILY NAIADES.

To render the preceding Synoptical Arrangement more complete, it was deemed advisable to make such a table as would throw together the species from each great division of the world; and, to make this more useful, it has been thrown into alphabetic arrangement.

GENUS MARGARON.

I. SUBGENUS TRIQUETRA.

SOUTH AMERICA.

Brownianus. *Lea.* River Amazon.
corrugata. *Lea.* River Amazon.
subviridis. *Klein.* River Amazon.

ASIA.

contorta. *Lea.* Pei-ho river, China.

II. SUBGENUS PRISODON.

SOUTH AMERICA.

truncatus. *Schum.* River Amazon.
Dupreyi. (Unio.) *Recluz.* Rio Parana.
nodulosus (Mya), *Wood.* Hab. doubtful.

III. SUBGENUS UNIO.

EUROPE.

Batavus. *Lam.* Various rivers.
crassus. *Retz.* Various rivers.
depressus. *Lam.* North Holland.

elongatus. *Pfeif.* Various rivers.
litoralis. *Lam.* Various rivers.
Petterianus? *Küst.* Montenegro, Greece.
pictorum. *Lam.* Various rivers.
platyrhynchus. *Rossm.* Carynthia.
tumidus. *Retz.* Various rivers.
Valentinus. *Rossm.* Lake Albufera, Spain.

ASIA.

abnormis. *More.* Bangkok.
asperulus. *Lea.* Siam.
Aueklandieus. *Gray.* New Zealand.
Aveia. *Ben.* Pulo Penang.
Bagdadensis. *Bourg.* Tigris.
Bengalensis. *Lea.* Rivers of Bengal.
Bensonii. *Lea.* East Indies?
bilineatus. *Lea.* Rivers of Bengal.
Bonneaudii. *Eyd.*
Bourguignatianus. *Lea.* River Tigris.
Brownii. *Lea.* Mocha.
Bruguierianus. *Bourg.* Smyrna.
caeruleus. *Lea.* Rivers of Bengal.
Cambodiensis. *Lea.* Takrong river, Siam.
Chinensis. *Lea.* Hong Kong, China.
complanatus. *Midd.* Kamtschatka.
consobrinus. *Lea.* China.

- contradens. *Lea*. Java?
 eonus. *Speng*. Tranquebar.
 corbis. *Bens*. Burhampooter river, Assam.
 Corrianus. *Lea*. Rivers of India.
 corrugatus. *Retz*. Rivers of Bengal.
 crispatus. *Gould*. Savoy.
 erispisulcatus. *Ben*. Bangong.
 Cumingii. *Lea*. North of China.
 Dahusieus. *Midd*. Schilka.
 Damaseensis. *Lea*. Syria.
 Delesserti. *Bourg*. Jaffa.
 delicatus. *Lea*. River Orontes, Syria.
 delphinus. *Gruner*. Singapore.
 dignatus. *Lea*. Tigris river. Bagdad.
 Emesaensis. *Lea*. Orontes.
 eneirrus. *Bourg*. Near the Dardanelles.
 episeopalis. *Trist*. River Orontes.
 evanescens. *Mouss*. Java.
 evitatus. *Lea*. Bengal.
 eximius. *Lea*. Siam.
 exolescens. *Gould*. Tavoy, Burmah.
 favidens. *Ben*. Bengal.
 Ferussacianus. *Lea*. Bagdad.
 foliaceus. *Gould*. Tavoy, Burmah.
 generosus. *Gould*. Tavoy, Burmah.
 gibba. *Speng*. Tranquebar.
 gibba. *Ben*. River Kiang, China.
 Gontierii. *Bourg*. Crimea.
 gravidus. *Lea*. Siam.
 Grayanus. *Lea*. China.
 Guadechaudii. *Eyd*. Bengal.
 Hainesianus. *Lea*. Siam.
 Housci. *Lea*. Siam.
 Hueti. *Bourg*. Upper Euphrates.
 humilis. *Lea*. Siam.
 imperialis. *More*. River Meïnam, Siam.
 Indicus. *Sow*. India.
 Ingallsianus. *Lea*. Siam.
 inornatus. *Lea*. Siam.
 involutus. *Hanley*. Assam.
 involutus. *Bens*. Burhampooter river.
 Japanensis. *Lea*. Japan.
 Jenkinsianus. *Ben*. Burhampooter river.
 Jordanicus. *Bourg*. River Jordan.
 Keraudreni. *Eyd*. Bengal.
 Kullethensis. *Lea*. Mardin.
 lævirostris. *Ben*. Chunar.
 lamellatus. *Lea*. Bengal.
 Lampreyanus. *B. & Ad*. Shanghai.
 Laoensis. *Lea*. Siam.
 Layardii. *Lea*. Ceylon.
 Leaii. *Gray*. China.
 Leioma. *Ben*. Near Bombay.
 ligulus. *Mouss*. Java.
 lunifer. *Bourg*. River Jordan.
 luteus. *Lea*. Burmah.
 lutulentus. *Gould*. New Zealand.
 macilentus. *Ben*. Rohilkund.
 Mardinensis. *Lea*. Tigris river.
 marginalis. *Lam*. Bengal.
 Mauritanus. *Lea*. Is. of Mauritius.
 Menzieni. *Gray*. New Zealand.
 micropterus. *More*. Cambodia.
 Mongolieus. *Midd*. Gorbitz.
 Mosulensis. *Lea*. Tigris river.
 Murehisonianus. *Lea*. China.
 mutabilis. *Lea*. Australia and New Zealand.
 Myersianus. *Lea*. Siam.
 Nagpoorensis. *Lea*. Ambajiri Tank, Bengal.
 nucleus. *Lea*. Siam.
 Nuttallianus. *Lea*. India.
 nuxpersicæ. *Dunk. Benson*. Assam.
 oecatus. *Lea*. Bengal.
 olivarius. *Lea*. Bengal.
 orientalis. *Lea*. Java.
 Orontesensis. *Lea*. Syria.
 Orphaensis. *Lea*. River Tigris.
 Osbeckii. *Phili*. River Yang-tse-Kiang,
 China.
 pachysoma. *Ben*. Burhampooter.
 Paramattensis. *Lea*. N. S. Wales.
 Pazii. *Lea*. China.
 Peguensis. *Anth*. Pegu.
 phaselus. *Lea*. Siam.
 pilatus. *Lea*. Siam.
 Pinax. *Ben*. Rohilkund.
 plagiostoma. *Ben*. Bundelkhund.
 plicatulus. *Lea*. Borneo.
 ponderosus. *Lea*. China.
 profugus. *Gould*. N. S. Wales.
 Prusii. *Bourg*. Is. of Rhodes.
 Pugio. *Ben*. Ava.
 Rajahensis. *Lea*. Bengal.
 rasmus. *Lea*. Assyria.

Rothi. *Bourg.* Lake Tiberias.
 rusticus. *Lea.* Siam.
 sagittarius. *Lea.* Siam.
 scobinatus. *Lea.* Siam.
 semiplicatus. *Trosc.* Ganges.
 semiquadrata. *Sow.* Camboja.
 semirugatus. *Lam.* Bagdad.
 Shurtleffianus. *Lea.* Sena river, India.
 Shuttleworthii. *Lea.* Australia.
 Siamensis. *Lea.* Siam.
 Sikkimensis. *Lea.* Sikkim, India.
 simonis. *Trist.* River Jordan.
 smaragdites. *Ben.* Burhampooter.
 substriatus. *Lea.* Siam.
 subtortus. *Baird & Adams.* Shanghai.
 subtrigonus. *Sow.* Siam.
 Sumatrensis. *Lea.* Sumatra.
 superbus. *Lea.* Dana-Luar river, Sumatra.
 Swinhonii. *H. Adams.* Formosa.
 Syriaeus. *Lea.* Orontes, Syria.
 terminalis. *Bourg.* Lake Tiberias.
 testudinarius. *Speng.* Tranquebar.
 Theca. *Ben.* Bundelkhund.
 Thwaitesii. *Lea.* Ceylon.
 Tigris. *Fer.* River Tigris.
 tortuosus. *Lea.* China.
 triembolus. *Ben.* Ramgunga.
 tripartitus. *Lea.* India.
 truncatus. *Speng.* Tranquebar.
 tumidulus. *Lea.* Siam.
 Vescoi. *Bourg.* Anatolia.
 vittatus. *Lea.* Australia.
 Wrightii. *Lea.* China.
 Wynegungaensis. *Lea.* Wynegunga river,
 near Nagpoor, India.
 Zelcbori. *Fraun.* Neuseeland.

AFRICA.

Abyssinicus. *Mart.* Abyssinia.
 acuminatus. *H. Adams.* Lake Albert Nyanza.
 Aferulus. *Lea.* Lake Nyassa.
 Africanus. *Lea.* Cape of Good Hope.
 Bakeri. *H. Adams.* Lake Albert Nyanza.
 Burtoni. *Woodward.* Lake Tanganyika.
 Caffer. *Krauss.* Cape of Good Hope.
 Cailliaudii. *Fer.* Nile.

Cyamus. *Phil.* E. Africa.
 Dembeæ. *Reeve.* Abyssinia.
 diminutus. *Lea.* E. Africa.
 divaricatus. *Lea.* Egypt.
 Durieui. *Desh.* Algeria.
 Egyptiacus. *Cailliaud.* Nile.
 Fellmani. *Desh.* Algeria.
 Gabonensis. *Küst.* Gabon river.
 Kirkii. *Lea.* Lake Nyassa.
 Moreleti. *Desh.* Algeria.
 Natalensis. *Lea.* Umpingave river.
 Niloticus. *Fer.* Nile.
 Nyassaensis. *Lea.* Lake Nyassa.
 Ravoisieri. *Desh.* Algeria.
 Sitifensis. *More.* Algiers.
 Verreauxianus. *Lea.* Cape of Good Hope.

NORTH AMERICA.

abacus. *Hald.* Tennessee.
 Abbevillensis. *Lea.* South Carolina.
 aberrans. *Lea.* Neuse river, N. C.
 Aberti. *Con.* Verdigris river, Ark.
 acutissimus. *Lea.* Alabama river.
 æquatus. *Lea.* Buckhead creek, Ga.
 æruginosus. *More.* Central America.
 Æsopus. *Green.* Ohio river.
 aheneus. *Lea.* Black creek, Florida.
 affinis. *Lea.* Alexandria, Louisiana.
 alatus. *Say.* Ohio river.
 altilis. *Con.* Alabama river.
 amabilis. *Lea.* Georgia.
 amoenus. *Lea.* Holston river, Tenn.
 amygdalum. *Lea.* Lake George, Florida.
 anaticulus. *Lea.* Columbus, Missi.
 angustatus. *Lea.* Cooper river, S. C.
 Anodontoides. *Lea.* Mississippi, Ohio, &c.
 Anthonyi. *Lea.* Florida.
 apicinus. *Lea.* Othealoga creek, Ga.
 apiculatus. *Say.* Bayou Teche, La.
 approximatus. *Lea.* Red river, La.
 aquilus. *Lea.* Macon, Ga.
 aratus. *Lea.* Lake Nicaragua.
 arcæformis. *Lea.* Cumberland river, Tenn.
 aretatus. *Con.* Black Warrior river, Ala.
 aretius. *Lea.* Ohio river.
 arcus. *Con.* Alabama river.

- argenteus. *Lea.* Holston river, Tenn.
 Arkansasensis. *Lea.* Hot Springs, Ark.
 arquatus. *Con.* Wabash river, Indiana.
 asper. *Lea.* Alabama river.
 asperatus. *Lea.* Alabama river.
 asperrimus. *Lea.* Ohio river.
 atrocostatus. *Lea.* Alexandria, La.
 atromarginatus. *Lea.* Chattahoochee river, Ga.
 aureus. *Lea.* Texas.
 Averyi. *Lea.* Chumnagua river, Isthmus of Darien.
 Aztecorum. *Phili.* Mexico.
 Bairdianus. *Lea.* Devil's river, Texas.
 Baldwinensis. *Lea.* Baldwin county, Ga.
 Barnesianus. *Lea.* Cumberland river, Tenn.
 Barratii. *Lea.* Abbeville, S. C.
 Beadleianus. *Lea.* Pearl river, Missi.
 Bealei. *Lea.* Leon county, Texas.
 Beaverensis. *Lea.* Beaver creek, N. C.
 Berlandierii. *Lea.* Mexico and Texas.
 biangulatus. *Lea.* Caney Fork, Tenn.
 biemarginatus. *Lea.* Florence, Ala.
 Bigbyensis. *Lea.* Maury county, Tenn.
 Binneyi. *Lea.* Alabama.
 Bisselianus. *Lea.* Charlotte, N. C.
 Blandianus. *Lea.* Othcalooga creek, Ga.
 Blandingianus. *Lea.* St. John's river, Fla.
 Bournianus. *Lea.* Scioto, Ohio.
 Boydianus. *Lea.* Oak Orchard creek, N. Y.
 Boykinianus. *Lea.* Chattahoochee, Ga.
 bracteatus. *Gould.* Llanos river, Texas.
 brevidens. *Lea.* Cumberland, Tenn.
 Brumbyanus. *Lea.* Warrior river, Ala.
 Buckleyi. *Lea.* Lake George, Fla.
 Buddianus. *Lea.* Lake George, Fla.
 bulbosus. *Lea.* Flint river, Ga.
 Brazosensis. *Lea.* Brazos river, Texas.
 Burkensis. *Lea.* Burke county, Ga.
 buxeus. *Lea.* Abbeville, S. C.
 caeao. *Lea.* West Florida.
 caelatus. *Con.* Elk river, Tenn.
 Caldwellii. *Lea.* Isthmus of Darien.
 caliginosus. *Lea.* Red river, Ia.
 calimatarum. *More.* Central America.
 callosus. *Lea.* Ohio canal, near Columbus.
 camelopardilis. *Lea.* N. Alabama.
 camelus. *Lea.* Ohio river.
 camptodon. *Say.* New Orleans, La.
 Canadensis. *Lea.* St. Lawrence at Montreal.
 capax. *Green.* Ohio and Mississippi rivers.
 caperatus. *Lea.* Clinch river, Tenn.
 capsæformis. *Lea.* Cumberland, Tenn.
 carbonarius. *Lea.* Medellin river, Mexico.
 cariosus. *Say.* Schuylkill river, Pa.
 castaneus. *Lea.* Alabama river.
 castus. *Lea.* So. Carolina.
 Catawbensis. *Lea.* Gaston county, N. C.
 Charlottensis. *Lea.* Mecklenburg, N. C.
 Chathamensis. *Lea.* Chatham county, N. C.
 Chattanoogaensis. *Lea.* Etowah, &c., Ga.
 Chickasawhensis. *Lea.* Chickasawha river, Missi.
 Chunii. *Lea.* Dallas, Texas.
 cicur. *Lea.* Little Ocmulgee, Ga.
 Cineinnatiensis. *Lea.* Ohio river.
 cinuamomicus. *Lea.* Tombigbee river, Missi.
 circulus. *Lea.* Ohio river.
 cistellæformis. *Lea.* Neuse river, N. C.
 Claibornensis. *Lea.* Alabama river.
 Clarkianus. *Lea.* Williamsport, Tenn.
 clavus. *Lam.* Ohio river.
 Clinchensis. *Lea.* E. Tennessee.
 coccineus. *Lea.* Ohio river.
 cognatus. *Lea.* Mexico.
 collinus. *Con.* North river, Va.
 Coloradoensis. *Lea.* Rio Colorado, Texas.
 compactus. *Lea.* Etowah river, Ga.
 complanatus. *Soland.* Schuylkill river, Pa.
 compressissimus. *Lea.* Holston river, Tenn.
 concavus. *Lea.* Abbeville, S. C.
 concestator. *Lea.* Columbus, Ga.
 concolor. *Lea.* Big Prairie creek, Ala.
 confertus. *Lea.* Santee canal, S. C.
 Congaræus. *Lea.* Congaree river, S. C.
 Conradianus. *Lea.* Tennessee and Alabama.
 consanguineus. *Lea.* Etowah river, Ga.
 constrictus. *Con.* North river, Va.
 contiguus. *Lea.* Union county, N. C.
 contractus. *Lea.* Roanoke river, N. C.
 Cooperianus. *Lea.* Ohio river.
 Copei. *Lea.* Holston river, Va.
 cor. *Con.* Elk and Flint rivers, Tenn.
 cornutus. *Bar.* Ohio river.
 corvinus. *Lea.* Flint river, Ga.

- coruscus. *Gould.* Florida.
 corvunculus. *Lea.* Whitfield county, Ga.
 corvus. *Lea.* Burke county, Ga.
 Couchianus. *Lea.* Mexico.
 crapulus. *Lea.* Etowah river, Ga.
 crassidens. *Lam.* Ohio river.
 crebrivittatus. *Lea.* Coosawattee creek, Ga.
 creperus. *Lea.* Tennessee.
 crocatus. *Lea.* Savannah river, Ga.
 crocodilorum. *More.* Central America.
 Cromwellii. *Lea.* Georgia.
 Cumberlandicus. *Lea.* Cumberland river, Tenn.
 cuncolus. *Lea.* Holston river, Tenn.
 cuprinus. *Lea.* Mexico.
 curatus. *Lea.* Sugar creek, N. C.
 curtus. *Lea.* Tombigbee river, Missi.
 Cuvierianus. *Lea.* Washington county, Ga.
 cylindrellus. *Lea.* Whitfield county, Ga., and North Alabama.
 cylindricus. *Say.* Ohio river.
 cyrenoides. *Phil.* Lake Nicaragua.
 dactylus. *Lea.* Caney Fork, Tenn.
 Dariensis. *Lea.* Darien, Ga.
 datus. *Lea.* Beaver creek, N. C.
 decisus. *Lea.* Alabama river.
 declivis. *Say.* Bayou Teche, La.
 decoratus. *Lea.* Abbeville Dist., S. C.
 decumbens. *Lea.* Alabama.
 delphinulus. *More.* Central America.
 denigratus. *Lea.* Columbus, Ga.
 depygis. *Con.* Harpeth river, Tenn.
 difficilis. *Lea.* Whitfield county, Ga.
 digitatus. *More.* Central America.
 discus. *Lea.* Tampico, Mexico.
 discrepans. *Lea.* North Alabama.
 dispar. *Lea.* Columbus, Ga.
 dolabræformis. *Lea.* Altamaha, Ga.
 dollabelloides. *Lea.* Holston river, Tenn.
 dolosus. *Lea.* Alabama river.
 donaciformis. *Lea.* Tennessee.
 Dorfeuillianus. *Lea.* Ohio river.
 dorsatus. *Lea.* Catawba river, N. C.
 Downiei. *Lea.* Satilla run, Ga.
 dromas. *Lea.* Tennessee.
 Duttonianus. *Lea.* Ogechee canal, Ga.
 Dysonii. *Lea.* Honduras.
 ebenus. *Lea.* Ohio river, Cincinnati.
 Edgarianus. *Lea.* Holston river, Tenn.
 Eightsii. *Lea.* Mexico.
 elegans. *Lea.* Ohio river.
 Elliottii. *Lea.* Othealooga creek, Ga.
 ellipsis. *Lea.* Ohio river.
 Emmonsii. *Lea.* Roanoke, N. C.
 errans. *Lea.* Macon, Ga.
 Estabrookianus. *Lea.* Clinch river, Tenn.
 exactus. *Lea.* Neuse river, N. C.
 excavatus. *Lea.* Othealooga creek, Ga.
 exiguus. *Lea.* Chattahoochee river, Ga.
 extensus. *Lea.* Columbus, Ga.
 fabaceus. *Lea.* Oostenaula river, Ga.
 fabalis. *Lea.* Ohio river, Cincinnati.
 fallax. *Lea.* Columbus, Ga.
 famelicus. *Gould.* Wallawalla river, Oregon.
 fassinans. *Lea.* Holston river, E. Tenn.
 fatuus. *Lea.* Holston river, E. Tenn.
 favosus. *Lea.* Othealooga creek, Ga.
 fibuloides. *Lea.* Connasauga river, Ga.
 Fisherianus. *Lea.* Chester river, Md.
 flavescens. *Lea.* Black Warrior, Ala.
 flavidulus. *Lea.* Columbus, Missi.
 Florentinus. *Lea.* Tennessee river, Ala.
 Floridensis. *Lea.* Chácktáhachie river, W. Fla.
 foliatus. *Hill.* Ohio river.
 folliculatus. *Lea.* Savannah river, Ga.
 Forbescanus. *Lea.* Savannah river, Ga.
 Formanianus. *Lea.* Coosa river, Ala.
 Forsheyi. *Lea.* Fayette county, Texas.
 fragosus. *Con.* Ohio river.
 fraternus. *Lea.* Columbus, Ga.
 fucatus. *Lea.* North Alabama.
 fulgidus. *Lea.* Alexandria, La.
 fuliginosus. *Lea.* Cobb's creek, near Phila.
 fulvus. *Lea.* South Carolina.
 fumatus. *Lea.* Columbus, Ga.
 fuscatus. *Lea.* Black creek, Fla.
 Gastonensis. *Lea.* Gaston county, N. C.
 Geddingsianus. *Lea.* Congaree river, S. C.
 geminus. *Lea.* Buckhead creek, Ga.
 Georgianus. *Lea.* Stump creek, Ga.
 Gerhardtii. *Lea.* Chattanooga, Ga.
 germanus. *Lea.* Coosa river, Ala.
 genuinus. *Lea.* Bissel's pond, N. C.
 gibber. *Lea.* Carryfork river, Tenn.

- Gibbesianus. *Lea.* Abbeville Dist., S. C.
 gibbosus. *Bar.* Ohio river.
 glaber. *Lea.* Holston river, Tenn.
 glandaceus. *Lea.* Cahawba river, Ala.
 glans. *Lea.* Ohio river, Cincinnati.
 Gouldii. *Lea.* Tuscaloosa, Ala.
 gracilentus. *Lea.* Catawba, N. C.
 gracilior. *Lea.* Buckhead creek, Ga.
 gracilis. *Bar.* Ohio river.
 Granadensis. *Lea.* Lake Nicaragua.
 grandidens. *Lea.* Hot Springs, Ark.
 graniferus. *Lea.* Ohio river, Cincinnati.
 granulatus. *Lea.* Big Prairie creek, Ala.
 Greenii. *Con.* Black Warrior river, Ala.
 Griffithianus. *Lea.* South Carolina.
 gubernaculum. *Reeve.* N. America.
 Haleianus. *Lea.* Missi. river, N. Orleans.
 Hallenbeckii. *Lea.* Columbus, Ga.
 Hanleyanus. *Lea.* Coosawattee river, Ga.
 Hartmanii. *Lea.* Coosa river, Ala.
 Haysianus. *Lea.* Cumberland river, Tenn.
 Hazlehurstianus. *Lea.* Satilla river, Ga.
 hebes. *Lea.* Oonce river, Ga.
 hebetatus. *Con.* Missouri.
 Heermanii. *Lea.* Medina river, Texas.
 hepaticus. *Lea.* Salkahatchee river, S. C.
 heterodon. *Lea.* Schuylkill river, Pa.
 Higginsii. *Lea.* Muscatine, Iowa.
 hippopæus. *Lea.* Lake Erie.
 Holstonensis. *Lea.* Holston river, Tenn.
 Hopetonensis. *Lea.* Darien, Ga.
 Houstonensis. *Lea.* Houston, Texas.
 humerosus. *Lea.* Catawba, N. C.
 hyalinus. *Lea.* Richmond, Va.
 Hydianus. *Lea.* Teche river, La.
 incrassatus. *Lea.* Chattahoochee river, Ga.
 indefinitus. *Lea.* Mecklenburg co., N. C.
 ineptus. *Lea.* Abbeville Dist., S. C.
 inflatus. *Lea.* Alabama river, Claiborne.
 infucatus. *Con.* Flint river, Ga.
 instructus. *Lea.* Cahawba river, Ala.
 insulsus. *Lea.* Roanoke river, N. C.
 intercedens. *Lea.* Columbus, Ga.
 intermedius. *Con.* Nolachucky river, Tenn.
 interruptus. *Lea.* Harpeth river, Tenn.
 interventus. *Lea.* Cahawba river, Ala.
 inusitatus. *Lea.* Macon, Ga.
 iris. *Lea.* Ohio river, Cincinnati.
 irrasus. *Lea.* Etowah river, Ga.
 irroratus. *Lea.* Ohio river, Cincinnati.
 Jamesianus. *Lea.* Jackson, Miss.
 Jayensis. *Lea.* Florida.
 jejunos. *Lea.* Roanoke, N. C.
 Jewettii. *Lea.* Florida.
 Johannis. *Lea.* Etowah, Ga.
 Jonesii. *Lea.* Georgia.
 Keinerianus. *Lea.* Coosawattee river, Ga.
 Kirtlandianus. *Lea.* Mahoning river, O.
 Kleinianus. *Lea.* Suwanee river, Fla.
 lacrymosus. *Lea.* Ohio river, Cincinnati.
 lævissimus. *Lea.* Ohio river, Cincinnati.
 lanceolatus. *Lea.* Tar river, N. C.
 latecostatus. *Lea.* Tuscaloosa river, Ala.
 latus. *Lea.* Savannah, Ga.
 Lazarus. *Lea.* Abbeville Dist., S. C.
 Lecontianus. *Lea.* Cannouchee river, Ga.
 Leibii. *Lea.* Michigan.
 lenior. *Lea.* Stone's river, Tenn.
 lens. *Lea.* Ohio river, Cincinnati.
 lepidus. *Gould.* Florida.
 Lesleyi. *Lea.* Kentucky.
 Lesueurianus. *Lea.* Caney Fork and Holston
 rivers, Tenn.
 Lewisii. *Lea.* Coosa river, Ala.
 Liebmanni. *Phili.* Mexico.
 lienosus. *Con.* North Alabama.
 ligamentinus. *Lam.* Ohio river.
 limatulus. *Con.* Savannah river, Ga.
 Lincecumii. *Lea.* Dallas county, Texas.
 Lindsleyi. *Lea.* Tennessee.
 lineatus. *Lea.* Chattahoochee river, Ga.
 linguæformis. *Lea.* Columbus, Ga.
 Livingstonensis. *Lea.* Brunswick co., N. C.
 lucidus. *Lea.* Brunswick county, N. C.
 lugubris. *Lea.* Darien, Ga.
 luridus. *Lea.* Coosawattee river, Ga.
 luteolus. *Lam.* Ohio river.
 Lyonii. *Lea.* East Tenn.
 Maconensis. *Lea.* Flint river, Ga.
 macrodon. *Lea.* Rutersville, Texas.
 maculatus. *Con.* Elk and Flint rivers, Ga.
 mæstus. *Lea.* French Broad, E. Tenn.
 manubius. *Gould.* Chihuahua, Mex.
 marginis. *Lea.* Georgia.

- Masoni. *Con.* Augusta, Ga.
 Mecklenbergensis. *Lea.* Charlotte, N. C.
 Medellinus. *Lea.* Medellin river, Vera Cruz.
 medioeris. *Lea.* Neuse river, N. C.
 medius. *Lea.* Coosa river, Ala.
 Menkianus. *Lea.* Harpeth river.
 Mercerii. *Lea.* Lee county, Ga.
 Meridithii. *Lea.* Tennessee river, Tuscumbia, Ala.
 merus. *Lea.* Abbeville Dist., S. C.
 metanever. *Raf.* Ohio river.
 Mexicanus. *Phili.* Mexico.
 micans. *Lea.* Catawba river, N. C.
 minor. *Lea.* Lakes George and Monroe, Fla.
 Mississippiensis. *Con.* Lower Missi. river.
 modicellus. *Lea.* Connasauga river, Ga.
 modicus. *Lea.* Columbus, Ga.
 modioliiformis. *Lea.* Santee canal, S. C.
 monodontus. *Say.* Ohio river.
 Monroensis. *Lea.* Lake Monroe, Fla.
 Mooresianus. *Lea.* Tuscumbia, Ala.
 Moussonianus. *Lea.* Georgia.
 Mühlfeldianus. *Lea.* Cumberland river, Tenn.
 multiplicatus. *Lea.* Ohio river, Cincinnati.
 multiradiatus. *Lea.* Cumberland river, Tenn.
 mundus. *Lea.* Tuscumbia, Ala.
 Murrayensis. *Lea.* Murray county, Ga.
 mytiloides. *Raf.* Ohio river.
 Nashvillensis. *Lea.* Tennessee.
 nasutululus. *Lea.* Brunswick county, N. C.
 nasutus. *Say.* Schuylkill river, Pa.
 naviculoides. *Lea.* Buckhead creek, Ga.
 negatus. *Lea.* Big Prairie creek, Ala.
 neglectus. *Lea.* North Alabama.
 Neislerii. *Lea.* Flint river, Ga.
 Neusensis. *Lea.* Neuse river, N. C.
 Newcombianus. *Lea.* Lake Nicaragua.
 Nicklinianus. *Lea.* Tampico, Mex.
 nigellus. *Lea.* Chattahoochee river, Ga.
 nigerrimus. *Lea.* Alexandria, La.
 nigrinus. *Lea.* West Florida.
 nitens. *Lea.* Long creek, Cocke co., Tenn.
 Northamptonensis. *Lea.* Connecticut river.
 notatus. *Lea.* Cumberland river.
 Novi-Eboraci. *Lea.* Oak Orchard creek, N. Y.
 nubilus. *Lea.* Paw creek, N. C.
 nucleopsis. *Con.* Etowah river, Ga.
 nux. *Lea.* Alabama river.
 obesus. *Lea.* York river, Va., and S. C.
 obfuscus. *Lea.* Flint river, Ga.
 oblatus. *Lea.* Gaston county, N. C.
 obliquus. *Lam.* Ohio river.
 obnubilus. *Lea.* Buckhead creek, Ga.
 obscurus. *Lea.* Nashville, Tenn.
 obtusus. *Lea.* Chattahoochee river, Ga.
 occidentens. *Lea.* Ohio river, Cincinnati.
 occidentalis. *Con.* Carrant river, Ark.
 occultus. *Lea.* Lake Monroe, Fla.
 ochraceus. *Say.* Schuylkill river, Pa.
 Oemulgéensis. *Lea.* Little Oemulgee river, Ga.
 opacus. *Lea.* Buckhead creek, Ga.
 orbiculatus. *Hill.* Ohio river.
 Oregonensis. *Lea.* Oregon.
 ornatus. *Lea.* Alabama?
 Othcaloogensis. *Lea.* Othcalooga creek, Ga.
 ovatus. *Say.* Ohio river.
 oviformis. *Con.* Tennessee.
 pallescens. *Lea.* Tuscaloosa, Ala.
 palliatus. *Lea.* South Carolina.
 pallidofulvus. *Lea.* Cahawba river, Ala.
 paludicolus. *Gould.* Florida.
 papyraceus. *Gould.* Florida.
 parvulus. *Lea.* Coosa river, Ala.
 parvus. *Bar.* Ohio river.
 patulus. *Lea.* Western Ohio.
 paulus. *Lea.* Chattahoochee river, Ga.
 paupereulus. *Lea.* Columbus, Missi.
 Pawensis. *Lea.* Paw creek, N. C.
 pectorosus. *Con.* Elk river, Tenn.
 pellucidus. *Lea.* Chattahoochee river, Ga.
 penicillatus. *Lea.* Chattahoochee, Ga.
 penitus. *Con.* Alabama river.
 perdix. *Lea.* Harpeth river, Tenn.
 perovatus. *Con.* Greene county, Ala.
 perovalis. *Con.* Alabama river.
 perplexus. *Lea.* Ohio river.
 percoaretatus. *Lea.* Catawba river, N. C.
 perlatus. *Lea.* Cape Fear river, N. C.
 perlucens. *Lea.* Sampson county, N. C.
 permiscens. *Lea.* Tombigbee river, Miss.
 pernodosus. *Lea.* North Carolina.
 perpastus. *Lea.* Coosa river, Ala.
 perpictus. *Lea.* Bull river, Tenn.
 perplicatus. *Con.* Jackson, La.

- perpurpureus*. *Lea*. Tennessee.
perradiatus. *Lea*. Tennessee river, Florence, Ala.
personatus. *Say*. Wabash river, Ind.
perstriatus. *Lea*. Abbeville Dist., S. C.
pertenuis. *Lea*. Neuse river, N. C.
petrinus. *Gould*. Llanos river, Mex.
phaseolus. *Hild*. Ohio river.
Phillipsii. *Con*. Ohio river.
pictus. *Lea*. Harpeth river, Tenn.
pilaris. *Lea*. French Broad, and Holston rivers, Tenn.
pileus. *Lea*. Ohio river, Cincinnati.
pinguis. *Lea*. St. Peter's river, Upper Mississippi.
placitus. *Lea*. Alabama.
plancus. *Lea*. Coosa river, Ala.
planicostatus. *Lea*. Tusculmbia, Ala.
planilaterus. *Con*. Yadkin river, N. C.
Plantii. *Lea*. Flint river, Ga.
plenus. *Lea*. Ohio river, Cincinnati.
pliciferus. *Lea*. Mexico.
plicatus. *Lesueur*. Ohio river.
Poeyanus. *Lea*. Rio de las Balsas, Mexico.
Popeii. *Lea*. Devil's river, Texas.
porphyreus. *Lea*. Coosa river, Ala.
Postellii. *Lea*. Columbus, Ga.
Powellii. *Lea*. Sabine river, Ark.
Prattii. *Lea*. Cobb county, Ga.
pressus. *Lea*. Ohio river, Cincinnati.
Prevostianus. *Lea*. Etowah river, Ga.
productus. *Con*. Savannah river, Augusta, Ga.
propinquus. *Lea*. Tennessee river, Florence, Ala.
proprius. *Lea*. Georgia.
protensus. *Lea*. North Carolina.
proximus. *Lea*. Georgia.
pudicus. *Lea*. North Alabama.
pulcher. *Lea*. Nashville, Tenn.
pullatus. *Lea*. Columbus, Ga.
pullus. *Con*. Wateree river, S. C.
pulvinulus. *Lea*. Murray county, Tenn.
pumilus. *Lea*. Black river, N. C.
punctatus. *Lea*. Tennessee.
puniceus. *Hald*. Holston river, Tenn.
purpuratus. *Lam*. Lower Mississippi.
- purpurellus*. *Lea*. Flint river, Ga.
purus. *Lea*. Neuse river, N. C.
pusillus. *Lea*. Ogeechee river, Ga.
pustulatus. *Lea*. Ohio river, Cincinnati.
pustulosus. *Lea*. Ohio river, Cincinnati.
Pybasii. *Lea*. Tennessee river, Tusculmbia Ala.
pygmæus. *Lea*. Abbeville, S. C.
pyramidatus. *Lea*. Ohio river, Cincinnati.
pyriformis. *Lea*. Columbus, Ga.
quadrans. *Lea*. Texas.
quadratus. *Lea*. Columbus, Ga.
quadrilaterus. *Lea*. S. and N. Carolina.
radians. *Lea*. Othcalooga river, Ga.
radiatus. *Lam*. Lake Saratoga, Hudson river, Delaware river.
Raeënsis. *Lea*. Columbus, Ga.
Raleighensis. *Lea*. Neuse river, N. C.
Rangianus. *Lea*. Ohio river, Cincinnati.
Ravenelianus. *Lea*. North Carolina.
rectus. *Lam*. Ohio river.
Reeveianus. *Lea*. Alexandria, La.
refulgens. *Lea*. Lauderdale county, Missi.
regularis. *Lea*. French Broad river, E. Tenn.
retusus. *Lam*. Ohio river.
Rhumphianus. *Lea*. West Georgia.
Riddellii. *Lea*. Dallas, Texas.
Roanokensis. *Lea*. Tar river, N. C.
rostriformis. *Lea*. Macon county, Ga.
rostrum. *Lea*. Davidson county, N. C.
Roswellensis. *Lea*. Cobb county, Ga.
rotundatus. *Lam*. Ohio river.
Rowellii. *Lea*. Chagres river, Cent. Am.
rubellinus. *Lea*. Othcalooga creek, Ga.
rubellus. *Con*. Black Warrior, Ala.
rubidus. *Lea*. Tombigbee river, Missi.
rubiginosus. *Lea*. Ohio river, Cincinnati.
rufus. *Lea*. Etowah river, Ga.
rufusculus. *Lea*. Abbeville Dist., S. C.
rugososulcatus. *Lea*. Central America.
Rutersvillensis. *Lea*. Fayette co., Texas.
rutilans. *Lea*. Othcalooga creek, Ga.
sagittæformis. *Lea*. Oconee river, Ga.
Saladoensis. *Lea*. Mexico.
salcbrosus. *Lea*. Columbus, Ga.
Sapotalensis. *Lea*. Sapotal river, Mex.

- Satillaensis. *Lea.* Camden county, Ga.
 satur. *Lea.* Alexandria, La.
 Savannahensis. *Lea.* Savannah river, Ga.
 saxeus. *Con.* Alabama river, Claiborne, Ala.
 Scamnatus. *Morelet.* Cuba and Honduras.
 Schoolcraftii. *Lea.* Fox river of Green Bay,
 Wisconsin.
 scitulus. *Lea.* Tuscumbia, Ala.
 securis. *Lea.* Ohio river, Cincinnati.
 semigranósus. *V. d. Busch.* Tampico, Mex.
 Shepardianus. *Lea.* Savannah river, Ga.
 Showalterii. *Lea.* Coosa river, Ala.
 similis. *Lea.* Buckhead creek, Ga.
 simplex. *Lea.* Black Warrior, Ala.
 Simpsonii. *Lea.* Wabash river, Ind.
 simus. *Lea.* Cumberland river, Tenn.
 Sloatianus. *Lea.* Chattahoochee river, Ga.
 solidus. *Lea.* Ohio river, Cincinnati.
 sordidus. *Lea.* Abbeville District, S. C.
 Sowerbianus. *Lea.* Tennessee.
 spadiceus. *Lea.* Deep river, N. C.
 sparsus. *Lea.* Holston river, Tenn.
 sparus. *Lea.* Whitfield county, Ga.
 spatulatus. *Lea.* Rock river, Wisconsin.
 speciosus. *Lea.* Colorado river, Texas.
 sphærieus. *Lea.* Pearl river, Missi.
 Spillmanii. *Lea.* Luxpalila creek, Missi.
 spinosus. *Lea.* Altamaha river, Wis.
 spissus. *Lea.* Satilla river, Ga.
 splendidus. *Lea.* Altamaha river, Ga.
 squalidus. *Lea.* Neuse river, N. C.
 squameus. *Lea.* North Carolina.
 stabilis. *Lea.* Coosa river, Ala.
 stagnalis. *Con.* Ogechee river, Ga.
 stapes. *Lea.* Alabama river, Ala.
 Stewardsonii. *Lea.* Chattanooga river, Tenn.
 Stonensis. *Lea.* Stone's river, Tenn.
 stramineus. *Con.* Greene county, Ala.
 Streblii. *Lea.* Vera Cruz, Mexico.
 striatulus. *Lea.* Roanoke river, N. C.
 striatus. *Lea.* Chattahoochee river, Ga.
 strigosus. *Lea.* Chattahoochee river, Ga.
 subangulatus. *Lea.* Chattahoochee river, Ga.
 suberoceus. *Con.* Canadian river, Ark.
 subellipsis. *Lea.* Columbus, Ga.
 subflavus. *Lea.* Macon county, Ga.
 subgibbosus. *Lea.* Etowah river, Ga.
 subinflatus. *Con.* Savannah river.
 sublatus. *Lea.* Columbus, Ga.
 subniger. *Lea.* Flint river, Ga.
 subovatus. *Lea.* Ohio river, Cincinnati.
 subplanus. *Con.* North river, Va.
 subrotundus. *Lea.* Ohio river, Cincinnati.
 subtentus. *Say.* Holston river, Tenn.
 succissus. *Lea.* West Florida.
 sudus. *Lea.* Columbus, Ga.
 sulcatus. *Lea.* Ohio river, Cincinnati.
 symmetricus. *Lea.* Red river, La.
 Tabascoensis. *Phili.* Mexico.
 tæniatus. *Con.* Flint river, Ga.
 Taitianus. *Lea.* Alabama river, Claiborne.
 Tampicoensis. *Lea.* Medellin river, Mex.
 Tappanianus. *Lea.* Juniata river, Pa.
 Tecomatensis. *Lea.* Tecomata river, Mex.
 tener. *Lea.* Pigeon river, Tenn.
 tenerus. *Rav.* South Carolina.
 Tennesseensis. *Lea.* Stone's river, Tenn.
 tenuissimus. *Lea.* Ohio river, Cincinnati.
 tesserculæ. *Lea.* Nolachucky river, Tenn.
 tetralasmus. *Say.* Bayou St. John, La.
 tetricus. *Lea.* Flint river, Ga.
 Texasensis. *Lea.* Dewitt county, Texas.
 Thorntonii. *Lea.* Tuscumbia, Ala.
 Topekaensis. *Lea.* Kansas.
 tortivus. *Lea.* Chattahoochee river, Ga.
 trapezoides. *Lea.* Lake St. Josephs, La.
 triangularis. *Bar.* Ohio river.
 trigonus. *Lea.* Ohio river, Cincinnati.
 trinaerus. *Lea.* Coosa river, Ala.
 Troostensis. *Lea.* Tennessee.
 Troschelianus. *Lea.* Coosawattee river, Ga.
 trossulus. *Lea.* Lake Monroe, Fla.
 tuberculatus. *Bar.* Ohio river.
 tuberosus. *Lea.* Caney Fork river, Tenn.
 tumescens. *Lea.* Alexandria, La.
 Tuomeyi. *Lea.* Abbeville Dist., S. C.
 turgidulus. *Lea.* Cumberland river, Tenn.
 turgidus. *Lea.* New Orleans, La.
 Uharëensis. *Lea.* Georgia and Arkansas.
 umbrans. *Lea.* Othealoooga creek, Ga.
 umbrosus. *Lea.* Medellin river, Mex.
 undulatus. *Bar.* Ohio river.
 unicolor. *Lea.* Tuscaloosa, Ala.
 utriculus. *Lea.* North Carolina.

vallatus. *Lea.* Alabama.
 Vanuxemii. *Lea.* Cumberland river, Tenn.
 varicosus. *Lea.* Ohio river, Cincinnati.
 Vaughanianus. *Lea.* Camden, S. C.
 velatus. *Con.* St. Fois river.
 vellicatus. *Reeve.* Guatemala.
 ventriosus. *Bar.* Ohio river.
 venustus. *Lea.* Potosi, Misso.
 Veraeruzensis. *Lea.* Mexico.
 verrucosus. *Bar.* Ohio river.
 verus. *Lea.* Cahawba river, Ala.
 verutus. *Lea.* Columbus, Ga.
 vestitus. *Lea.* Ogeechee river, Ga.
 vibex. *Con.* Black Warrior river, Ala.
 vieinus. *Lea.* Maeon, Ga.
 virens. *Lea.* Georgia.
 virescens. *Lea.* Tusculumbia, Ala.
 viridans. *Lea.* Columbus, Ga.
 viridicatus. *Lea.* Buckhead creek, Ga.
 viridiradiatus. *Lea.* Big Uehee river, Ala.
 viridulus. *Lea.* Neuse river, N. C.
 Wardii. *Lea.* Walhonding river, Ohio.
 Waterreensis. *Lea.* Wateree canal, S. C.
 Waeamawensis. *Lea.* Waeamaw lake, N. C.
 Weldonensis. *Lea.* Roanoke river, N. C.
 Whiteianus. *Lea.* Savannah, Ga.
 Woodwardianus. *Lea.* Etowah river, Ga.
 Zeiglerianus. *Lea.* Cumberland river, Tenn.
 zigzag. *Lea.* Ohio river.

SOUTH AND CENTRAL AMERICA.

aetirostris. *Lea.* —?
 Æthiops. *Lea.* Uruguay river.
 ampullaeus. *Lea.* —?
 apprimus. *Lea.* —?
 atratus. *Sow.* Chili.
 auratus. *Swain.* Chili.
 Besekianus. *Phili.* Brazil.
 bulloides. *Lea.* Rio la Plata.
 Burroughianus. *Lea.* Rio Parana.
 Casablanæ. *Phili.* Valparaiso.
 charruanus. *D'Orb.* Uruguay.
 Childreni. *Gray.* Chili.
 Colehaguensis. *Phili.* Chili.
 delodontus. *Lam.* Rio Plata.
 Demeraraensis. *Lea.* British Guiana.

diplodon. *Phili.* Chili.
 diseulus. *Lea.* Uruguay river.
 Dunkerianus. *Lea.* River Macacou, Brazil.
 effulgens. *Lea.* Brazil.
 ellipticus. *Lea.* Brazil.
 encarpus. *Lea.* Lake Niaragua.
 fluetiger. *Lea.* Yuruari river, Br. Guiana.
 faba. *D'Orb.* Uruguay.
 Foneki. *Phili.* Chili.
 Fontainiana. *D'Orb.* Brazil.
 funebris. *Lea.* Uruguay river.
 Gabbianus. *Lea.* Lake Niaragua.
 Gassiessii. *Grat.* Valparaiso.
 gigas. *Swain.* —?
 granosus. *Brug.* Guiana.
 granuliferus. *Dunk.* Rio Janeiro.
 gratus. *Lea.* Uruguay river.
 Hjalmarsoni. *Dunk.* Honduras.
 hylæus. *D'Orb.* Bolivia.
 ianthinus. *Phili.* Chili.
 imbricatus. *Mörch.* Niaragua.
 Jacobæus. *Phili.* Chili.
 jaspideus. *Hupé.* Brazil.
 Kraussii. *Lea.* Maroini river, Surinam.
 Landbeeki. *Phili.* Chili.
 lepidior. *Lea.* Uruguay river.
 locellus. *Lea.* Buenos Ayres.
 longus. *Phili.* Chili.
 membranaceus. *Mat.* Rio Plata.
 modestus. *Fer.* Brazil.
 montanus. *Phili.* Chili.
 multistriatus. *Lea.* Rio Parahiba, Brazil.
 Nicaraguensis. *Lea.* Lake Nicaragua.
 nocturnus. *Lea.* Uruguay river.
 Orbignyi. *Déville.* Upper Amazon.
 Ortonii. *Lea.* Ecuador.
 Paraguayensis. *Lea.* Paraguay.
 Paranensis. *Lea.* Uruguay river.
 parallelopipedon. *Lea.* Corrientes, Argentine
 Republic.
 pareus. *Lea.* —?
 Patagonieus. *D'Orb.* Rio Negro.
 patelloides. *Lea.* Uruguay river.
 peculiaris. *Lea.* —?
 peræformis. *Lea.* Uruguay river.
 piceus. *Lea.* Uruguay river.
 piger. *Lea.* Uruguay river.

prunoides. *Lea.* —?
 psammoicus. *D'Orb.* Rio Parana.
 ravistellus. *Morel.* Lake Yzabal, Guatemala.
 rhombeus. *Wag.* Rio Solimoens. Brazil.
 rhuacoicus. *D'Orb.* Uruguay.
 rotundus. *Wag.* Rio San Francisco.
 rudus. *Lea.* Rio de la Plata.
 rufofuscus. *Lea.* —?
 solidulus. *Phili.* Chili.
 suavideus. *Lea.* River Amazon.
 trifidus. *Lea.* Buenos Ayres.
 Uruguayensis. *Lea.* Uruguay river.
 variabilis. *Lea.* Brazil.
 Veræ-Pacis. *Trist.* Guatemala.
 Voldivianus. *Phili.* Chili.
 Wheatleyanus. *Lea.* River Amazon.
 Wymani. *Lea.* Uruguay river.

NEW HOLLAND, &c.

Aucklandicus. Fide *Woodward.*
 Australis. *Lam.* —?
 Balonnensis. *Con.* Balonne river.
 cucumoides. *Lea.* Hunter's river.
 cultelliformis. *Con.* Bogan river.
 depressus. *Lam.* —?
 Evansi. *Ad. & An.* Murray river, So. Australia.
 Mortonicus. *Reeve.* Australia.
 multidentatus. *Phili.* —?
 Napeanensis. *Con.* Napean river.
 Novæ Hollandiæ. *Gray.* Macquarrie river.
 profugus. *Gould.* Hunter's river.
 Stuarti. *Ad. & An.* Port Jackson.
 Wilsonii. *Lea.* Eastern branch of Isaac's Plain, New South Wales.
 ———? *Con.* Bogan river.

HABITAT UNKNOWN.

angustus. *Lam.*
 emarginatus. *Lea.*
 Liebmanni. *Phili.*
 melleus. *Lea.*
 navigilioformis. *Lea.*
 Prusii. *Bourg.*
 Smithii. *Gray.*
 truncatus. *Swain.*

IV. SUBGENUS MARGARITANA.

EUROPE.

margaritifera. *Lea.* Northern rivers.

NORTH AMERICA.

Alabamensis. *Lea.* Talladega creek, Ala.
 areula. *Lea.* Altamaha river, Ga.
 calceola. *Lea.* Ohio river.
 complanata. *Lea.* Ohio river.
 confragosa. *Say.* Ohio river.
 Connesaugaensis. *Lea.* Gilmer county, Ga.
 Curreyana. *Lea.* Stone's river, Tenn.
 dehiscens. *Lea.* Ohio river.
 deltoidea. *Lea.* Ohio river.
 Elliottii. *Lea.* Columbus, Ga.
 elliptica. *Lea.* Tombigbee river, Ga.
 Etowaensis. *Con.* Etowah river, Ga.
 fabula. *Lea.* Cumberland river, Tenn.
 Georgiana. *Lea.* Etowah, Ga.
 Gesnerii. *Lea.* Uphaupec creek, Ala.
 Hildrethiana. *Lea.* Ohio river.
 Holstonia. *Lea.* Holston river, Tenn.
 margaritifera. *Lin.* Pennsylvania, Mass., &c.
 marginata. *Say.* Schuylkill river, Pa.
 minor. *Lea.* Tennessee.
 quadrata. *Lea.* East Tennessee.
 radiata. *Lea.* South Alabama.
 Raveneliana. *Lea.* French, Broad river, N. C.
 rugosa. *Bar.* Ohio river.
 Spillmanii. *Lea.* Tombigbee river, Missi.
 Tombigbëensis. *Lea.* Tombigbee river, Missi.
 triangulata. *Lea.* Georgia and So. Carolina.
 undulata. *Say.* Schuylkill river, Pa.

AFRICA.

Tripolitana. *Fer.*
 Pfeifferiana. *Bern.* Gabon.
 Vignouana. *Bern.* Gabon.

SOUTH AMERICA.

incurva. *Fer.*

V. SUBGENUS PLAGIODON.

SOUTH AMERICA.

isocardioides. *Lea.*

VI. SUBGENUS MONOCONDYLŒA.

EUROPE.

Bonellii. *Fer.* River Po.

ASIA.

Cambodjensis. *Petit.* Cambodia.
 compressa. *Lea.* Siam.
 crebristriata. *Anth.* Pegu.
 Cumingii. *Lea.* Malacca.
 exilis. *More.* Cambodia.
 inoscularis. *Gould.* Tavoy, India.
 Mardinensis. *Lea.* River Tigris.
 Mouhotiana. *Lea.* Siam.
 Peguensis. *Anth.* Pegu.
 planulata. *Lea.* Java.
 rhomboidea. *Lea.* Euphrates river.
 Salweniana. *Gould.* Salwen river, Tavoy, India.
 Sauleyi. *Bourg.* Jaffa, Syria.
 Vondembuschiana. *Lea.* Java.
 Wheatleyi. *Lea.* River Tigris.

SOUTH AMERICA.

Corrientesensis. *D'Orb.* Rio Corrientes.
 costulata. *Mori.* Brazil.
 fossiculifera. *D'Orb.* Rio Parana, Argentine Republic.
 Franciscana. *Mori.* Brazil.
 Guarayana. *D'Orb.* Rio San Miguel, Bolivia.
 lentiformis. *Lea.* —?
 Minuana. *D'Orb.* Uruguay.
 Paraguayana. *D'Orb.* Rio Parana.
 Parchappii. *D'Orb.* Rio Parana.
 Pazii. *Lea.* —?
 reticulata. *Mori.* Amazon.
 Tamsiana. *Dunk.* Porto Cabello.

VII. SUBGENUS DIPSAS.

ASIA.

discoideus. *Lea.* China.
 plicatus. *Leach.* China.

VIII. SUBGENUS ANODONTA.

EUROPE.

cygnea. *Lin.* All rivers, probably.

ASIA.

Burroughiana. *Lea.* Luconia, near Manilla.
 crepera. *Lea.* Bongaboe, Luzon, Philippines.
 gibbum. *Benson.* Shanghai.
 gracilis. *Lea.* Dingle, Isle of Panay.
 Harlandi. *Baird & Ad.* Shanghai.
 magnifica. *Lea.* China.
 Schrenkii. *Lea.* Amur.
 subcrassa. *Lea.* Lazuna de Bai, Luzon, Philippines.
 Swinhoei. *H. Adams.* Formosa.
 tenuis. *Lea.* Sual, Luzon, Philippines.
 Vescoiana. *Bourg.* Anatolia.
 Woodiana. *Lea.* China.

AFRICA.

arcuata. *Fer.* Egypt.
 Chaiziana. *Rang.* Senegal.
 Dahomeyensis. *Lea.* Dahomey, W. Africa.
 Guillaumi. *Recluz.* N. E. coast.
 rugifera. *Dunk.* Gabon.
 Senegalensis. *Lea.* Senegal.

NORTH AMERICA.

angulata. *Lea.* Lewis's river, Oregon.
 argentea. *Lea.* Stone's river, Tenn.
 Arkansensis. *Lea.* Little Arkansas river.
 Bealci. *Lea.* Leon county, Texas.
 Benedictii. *Lea.* Lake Champlain.
 Bridgesii. *Lea.* Lake Nicaragua.
 Buchanensis. *Lea.* Buck creek, Ohio.

- Californiensis. *Lea*. Rio Colorado.
 carinifera. *Con*. Kentucky.
 coarctata. *Anton*. Mexico.
 corpulenta. *Coop*. Lake of the Woods and
 Upper Mississippi.
 Couperiana. *Lea*. Hopeton, Ga.
 cultrata. *Gould*. —?
 cylindracea. *Lea*. Medellin river, Mexico.
 Dallasiana. *Lea*. Lake Winnipeg, Canada.
 Danielsii. *Lea*. Topeka, Kansas.
 Dariensis. *Lea*. Darien, Ga.
 decora. *Lea*. Ohio river.
 denigrata. *Lea*. Campbell county, E. Tenn.
 doliaris. *Lea*. Union county, N. C.
 Dunlapiana. *Lea*. South Carolina.
 edentula. *Say*. Ohio river.
 ferruginea. *Lea*. Simon's creek, Ind.
 Ferussaciana. *Lea*. Ohio river.
 fluviatilis. *Dill*. Schuylkill river, Pa.
 Footiana. *Lea*. Fort Winnebago, Wis.
 fragilis. *Lam*. Newfoundland and Northern
 United States.
 Gesnerii. *Lea*. Uphaupee creek, Ala.
 gibbosa. *Say*. Georgia.
 gigantea. *Lea*. Port Gibson, Missi.
 glauca. *Valen*. Acapulco, Mexico.
 globosa. *Lea*. Concha Lake, Mexico.
 Granadensis. *Lea*. Lake Nicaragua.
 grandis. *Say*. Upper Mississippi.
 Hallenbeckii. *Lea*. Uphaupee creek, Ala.
 Harpethensis. *Lea*. Harpeth river, Tenn.
 Henryana. *Lea*. Mexico.
 imbecillis. *Say*. Ohio river.
 implicata. *Say*. Massachusetts.
 inæquivalva. *Lea*. Lake Nicaragua.
 Jewettii. *Lea*. Lake Nicaragua.
 Kennerlyi. *Lea*. Chiloweyuck, Puget Sound,
 Washington Territory.
 Kennicottii. *Lea*. Great Slave Lake.
 lacustris. *Lea*. Crooked Lake, N. Y.
 lenticularis. *Lea*. Lake Nicaragua.
 Leonensis. *Lea*. Leon county, Texas.
 Leolandi. *Gup*. Trinidad.
 Lewisii. *Lea*. Mohawk, N. Y.
 Linnaeana. *Lea*. Lake Concordia, La.
 luteola. *Lea*. Isthmus of Darien.
 Marryatana. *Lea*. Fort Winnebago, Wis.
 micans. *Anth*. Texas.
 modesta. *Lea*. Kalamazoo, Mich.
 Montezuma. *Lea*. Central America.
 Napolatensis. *Sow*. Mexico.
 Nicaragua. *Phili*. Lake Nicaragua.
 Nuttalliana. *Lea*. Wahlamat river, Oregon.
 oblita. *Lea*. Campbell county, E. Tenn.
 opaca. *Lea*. New Orleans, La.
 Oregonensis. *Lea*. Wahlamat river, Oregon.
 ovata. *Lea*. Marietta, Ohio.
 Pallegoixi. *Cum*. Mt. Siam.
 papyracea. *Anth*. Tennessee.
 pavonia. *Lea*. Little Beaver, Ohio.
 Pepiniana. *Lea*. Lake Pepin, Ohio.
 plana. *Lea*. Ohio river.
 plicata. *Hald*. Cumberland river, Ky.
 salmonia. *Lea*. Poland, Ohio.
 Shaffariana. *Lea*. Horn Lake creek, Tenn.
 Showalterii. *Lea*. Coosa river, Ala.
 Simpsoniana. *Lea*. Great Slave Lake.
 Stewartiana. *Lea*. New Orleans, La.
 Streblii. *Lea*. Vera Cruz, Mexico.
 subcylindracea. *Lea*. Oak Orchard creek,
 New York.
 subglobosa. *Anth*. Michigan.
 suborbiculata. *Say*. Mississippi river, near
 Alton.
 subvexa. *Con*. Black Warrior, Ala.
 tetragona. *Lea*. Alexandria, La.
 Texasensis. *Lea*. Texas.
 Tryonii. *Lea*. Schuylkill river, Pa.
 undulata. *Say*. Schuylkill river, Pa.
 virens. *Lea*. Red river, Alexandria, La.
 virgulata. *Lea*. Roanoke river, N. C.
 Wahlametensis. *Lea*. Wahlamet river, Ore-
 gon.
 Wardiana. *Lea*. Scioto river, Ohio.
 Youkanensis. *Lea*. Alaska.

SOUTH AMERICA.

- Amazonensis. *Lea*. Upper Amazon.
 anserina. *Spix*. Brazil.
 atrovirens. *Phili*. Nicaragua.
 Blainvilliana. *Lea*. Corrientes river.
 Cailliaudii. *Lea*. Brazil.
 carinata. *Dunk*. New Granada.

cornea. *Phili.* Nicaragua.
 crassa. *Swain.* Rio Plata.
 crispata. *Lam.* Cayenne.
 elongata. *Swain.* Brazil.
 ensiformis. *Spix.* Bolivia.
 esula. *Jan.* Bolivia.
 Forbesiana. *Lea.* Uruguay river.
 Georginae. *Gray.* —?
 Holtonis. *Lea.* Upper Cauca, New Granada.
 incarum. *Phili.* Peru.
 lato-marginata. *Lea.* Rio Parana.
 limnoica. *D'Orb.* Corrientes, Argentine Rep.
 lucida. *D'Orb.* Uruguay.
 Moricandii. *Lea.* Bahia, Brazil.
 Mortoniana. *Lea.* Rio Parana.
 Napoensis. *Lea.* Equador.
 obtusa. *Spix.* Brazil.
 Parishii. *Gray.* Paraguay.
 Patagonica. *Lam.* Rio Plata and Patagonia.
 Pazii. *Lea.* —?
 porcifer. *Gray.* Paraguay.
 puelchana. *D'Orb.* Rio Negro, Patagonia.
 pulvinata. *Hupé.* South America.
 rubicunda. *Lea.* Uruguay river.
 Schröteriana. *Lea.* Rio Negro, Brazil.
 siliquosa. *Spix.* Brazil.
 sinuosa. *Lam.* —?
 sirionos. *D'Orb.* Corrientes, Argentine Rep.
 solenidea. *Sow.* Rio Francisco.
 soleniformis. *D'Orb.* Rio Negro, Brazil.
 solidula. *D'Orb.* Upper Amazon.
 Spixii. *D'Orb.* Rio Parana.
 suavidicus. *Lea.* River Amazon.
 subrostrata. *Phili.* Peru.
 subsinuata. *Phili.* Peru.
 tenebricosa. *Lea.* Rio Plata.
 Texasensis. *Lea.* Texas.
 tortilis. *Lea.* Carthagera.
 trapezialis. *Lam.* Brazil.
 trigona. *Spix.* Rio Negro, Brazil.

Trautwiniana. *Lea.* Carthagera.
 Ucayalensis. *Phili.* Peru.
 Uruguayensis. *Lea.* Uruguay river.
 Wheatleyi. *Lea.* Para.
 Wymanii. *Lea.* Uruguay river.

NEW HOLLAND.

purpurea. *Valen.*

HABITAT UNKNOWN.

uniopsis. *Lam.*

The following species are unknown to me:—

EUROPE.

Anodonta curvatus. *Fer.*

ASIA.

Anodonta folium. *Fer.*
 Anodonta Chinensis. *Fer.*

AFRICA.

Anodonta arcata. *Caill.* Egypt.
 Lucasii. *Desh.* Algiers.
 Tawaii. *Rang.* —?

NORTH AMERICA.

Anodonta lugubris. *Say.* Cumberland river,
 Tenn.
 Anodonta impura. *Say.* Mexico.

FOSSIL SPECIES.

NORTH AMERICA.

Anodonta? Abyssina. *Mort.*

GENUS COLUMBA.

SOUTH AMERICA.

Blainvilliana. *Lea.* —?
esula. *Jan.* Bolivia.

GENUS BYSSANODONTA.

SOUTH AMERICA.

Paranensis. *D'Orb.* Rio Parana.

GENUS PLATIRIS.

I. SUBGENUS IRIDINA.

AFRICA.

- Leaii. *Sow.* Senegal.
 ovata. *Swainson.* Senegal.
 exotica. *Lam.* Senegal.
 Spekii. *Woodward.* Lake Tanganyika.

HABITAT UNKNOWN.

- valeus. *Parr.*
 solida. *Anton.*

II. SUBGENUS SPATHA.

AFRICA.

- alata. *Lea.* Lake Nyassa.
 Baikii. *H. Adams.* River Niger.
 caelestis. *Lea.* Kordofar and Gambia.

- dubia. *Lea.* Senegal.
 modesta. *Lea.* Mozambique.
 Natalensis. *Lea.* Umpingave river, So. Af.
 Nyassaensis. *Lea.* Lake Nyassa.
 rubens. *Lam.* Nile and Senegal.
 Walbergi. *Krauss.* Natal, So. Af.

III. SUBGENUS MYCETOPUS.

SOUTH AMERICA.

- falcatus. *Higg.* Upper Amazon.
 pygmæa. *Spix.* Paraguay.
 siliquosus. *D'Orb.* Corrientes and Santa
 Cruz in Bolivia.
 soleniformis. *D'Orb.* Santa Cruz, Bolivia.
 ventricosus. *D'Orb.* Corrientes in Bolivia.

NEW HOLLAND.

- rugatus. *Sow.* Australia.

INDEX OF SPECIES.¹

	PAGE
SUBGENUS TRIQUETRA.	
<i>avicularis</i> (<i>Hyria</i>). <i>Lam.</i> An. sans Ver., vi. 82	25
<i>angulata</i> (<i>Mya</i>). <i>Wood.</i> Supp. t. 12	25
<i>Browniana</i> (<i>Unio</i>). <i>Lea.</i> Tr. Am. Ph. Soc. vi. pl. 24, f. 116, Obs. ii. 108	26
<i>contorta</i> . <i>Lea.</i> Jl. Acad. Na. Sci. iii. 319, ² Obs. vi. 39	26
<i>corrugata</i> (<i>Hyria</i>). <i>Lam.</i> An. sans Ver. vi. 82	25
<i>corrugata</i> (<i>Unio</i>). <i>Blain.</i> Malac. pl. 67	25
<i>cordata</i> (<i>Hyria</i>). <i>Menke.</i> Synop. p. 63	25
<i>caudatus</i> (<i>Unio</i>). <i>Wagner.</i> Test. Braz. pl. 27	25
<i>delphinus</i> (<i>Unio</i>). <i>Trosch.</i> Wieg. Arch. xiii. 1847	28
<i>elongata</i> (<i>Hyria</i>). <i>Swain.</i> Exot. Conch. p. 29	25
<i>furcatum</i> (<i>Diplodon</i>). <i>Spix.</i> Test. Braz., pl. 27	25
<i>humilis?</i> (<i>Hyria</i>). <i>Trosch.</i> Wieg. Arch. xiii. 1847	26
<i>lanceolata</i> . <i>Lea.</i> Pro. Acad. Na. Sci. viii. 79	26
<i>lanceolata</i> (<i>Hyria</i>). <i>Gray.</i> Zool. Pro. 1859	26
<i>obliquus</i> (<i>Prisodon</i>). <i>Schum.</i> Nouv. Sys. pl. 11, f. 2	25
<i>ponderosus</i> (<i>Paxyodon</i>). <i>Schum.</i> Nouv. Sys. pl. 11, f. 3	25
<i>rosea</i> (<i>Tellina</i>). <i>Bonh.</i> Grat. Moll. de la France. (<i>Hyria</i>) <i>Lefev.</i>	25
<i>rugosa</i> (<i>Hyria</i>). <i>Cuv.</i> Reg. An. Am. ed. ii. 407	25
<i>rugosus</i> (<i>Unio</i>). <i>Wagner.</i> Test. Braz. pl. 27	25
<i>rugosum</i> (<i>Triplodon</i>). <i>Spix.</i> Test. Braz. pl. 27	25
<i>subviridis</i> . <i>Klein.</i> Meth. Ostraco. p. 135	25
<i>syrmatophora</i> (<i>Mya</i>). <i>Grono.</i> Zoophy. pl. 18, f. 12	25
<i>syrmatophora</i> (<i>Hyria</i>). <i>Sow.</i> Gen. Shells, No. 16	25
<i>syrmatophora</i> (<i>Mya</i>). <i>Wood.</i> Ind. Test. pl. 2, f. 36	25
SUBGENUS PRISODON.	
<i>acuticosta</i> (<i>Castalia</i>). <i>Hupé.</i> Ani. Nouv.	27
<i>ambigua</i> (<i>Castalia</i>). <i>Lam.</i> An. sans Ver. v. 6	27
<i>ambigua</i> (<i>Unio</i>). <i>Blain.</i> Malac. pl. 67, f. 4	27
<i>ambigua</i> (<i>Mya</i>). <i>Wood.</i> Index Test. Supp. f. 9	27
<i>Castelnaudii</i> . <i>Hupé.</i> Ani. Nouv.	27
<i>cordata</i> . <i>Hump.</i> H. & A. Adams, Gen. Rec. Moll.	27
<i>Crosseiana</i> . <i>Hidalgo.</i> Jour. de Conch.	27
<i>Duprei</i> (<i>Castalia</i>). <i>Recluz.</i> Rev. Zool. 1842.	27
<i>inflata</i> (<i>Castalia</i>). <i>D'Orb.</i> Mag. de Zool. No. 62, p. 43	27
<i>multisulcata</i> (<i>Castalia</i>). <i>Hupé.</i> Ani. Nouv.	27
<i>nodulosus</i> . (<i>Mya</i>) <i>Wood.</i> Conch. p. 106	27
<i>pectinatum</i> (<i>Tetraplodon</i>). <i>Spix.</i> Test. Braz. p. 25	27

¹ Throughout the Index the names in italics are synonyms. f. means fossil.

² The New Series of the Journal of the Acad. Nat. Sciences is always referred to except when otherwise stated, as well also the New Series of the Trans. of the Am. Phil. Soc.

	PAGE		PAGE
<i>plumbeus</i> (Chama). <i>Mihlf.</i> MSS.	27	<i>affinis.</i> <i>Lea.</i> Tr. Am. Ph. Soc. x. pl. 19, f. 26; Obs. v. 27	42
<i>plumbeus</i> (Unio). Imp. Cab. Vienna	27	<i>Africanus.</i> <i>Lea.</i> Jl. Acad. Na. Sci. iii. 300; Obs. vi. 20	48
<i>quadrilatera</i> (<i>Castalia</i>). <i>D'Orb.</i> Mag. de Zool. No. 62, p. 42, f. 3, 4	27	<i>agrestis</i> , f. (<i>Pachyodon</i>). <i>Brown.</i> An. N. Hist. xii. t. 16, f. 11	64
<i>retusa</i> (<i>Castalia</i>). <i>Hupé.</i> Ani. Nouv.	27	<i>aheneus.</i> <i>Lea.</i> Tr. Am. Ph. Soc. ix. pl. 41, f. 9; Obs. iv. 38	60
<i>sulcata</i> (<i>Castalia</i>). <i>Krauss.</i> MSS.	35	<i>Alabamensis.</i> <i>Con.</i> New Fr. Wat. Shells U. S. p. 67	28
<i>truncatus.</i> <i>Schum.</i> Nouv. Syst. p. 139	27	<i>alaeformis</i> , f. <i>Al. Brown.</i> In Deshayes' Tr. Elc. ii. p. 216	64
<i>turgida</i> (<i>Castalia</i>). <i>Hupé.</i> Ani. Nouv.	27	<i>alasmodontina</i> (<i>Complanaria</i>). <i>Stimp.</i> Shells of New Eng. p. 14	29
SUBGENUS UNIO.			
<i>abacooides.</i> <i>Hald.</i> Pro. Acad. Na. Sci. iii. 75	34	<i>alata</i> (<i>Mya</i>). <i>Wood.</i> Ind. Test. Supp. f. 3	28
<i>abacus.</i> <i>Hald.</i> Jl. Acad. Na. Sci. viii. 202	37	<i>alata</i> (<i>Symph.</i>) <i>Lea.</i> Tr. Am. Ph. Soc. iii. 448; Obs. i. 62	28
<i>Abbevillensis.</i> <i>Lea.</i> Jl. Acad. Na. Sci. iv. 51, and Obs. vi. 51	52	<i>alata</i> (<i>Lymnadia</i>). <i>Sow.</i> Conch. Syst. pl. 89, f. 8	28
<i>abbreviatus</i> , f. <i>Goldf.</i> Pl. 131, f. 15	52	<i>alatooides</i> , f. <i>Lea.</i> Pro. Acad. Na. Sci. 1868, p. 164	64
<i>abductus</i> , f. <i>Phill.</i> Pal. Foss. pl. 11, f. 42	64	<i>alatus.</i> <i>Say.</i> Nich. Ency. Am. Conch. pl. 4	28
<i>aberrans.</i> <i>Lea.</i> Jl. Acad. Na. Sci. vi. 7; Obs. xi. 11	52	<i>Aleroni.</i> <i>Mass.</i> Dupuy, Hist. Nat. de France	62
<i>Aberti.</i> <i>Con.</i> Pro. Acad. Na. Sci. v. 10; Jl. Acad. Na. Sci. ii. 295	34	<i>alpinus</i> , f. <i>Math.</i> Cat. 240. <i>Brown.</i>	64
<i>abnormis.</i> <i>More.</i> Rev. et Mag. Zool. 1862	28	<i>altilis.</i> <i>Con.</i> New Fr. Water Shells U.S.p. 43	42
<i>abruptus.</i> <i>Say.</i> Am. Conch. pl. 17	43	<i>altus.</i> <i>Con.</i> Jl. Acad. Na. Sci. ii. 298	42
<i>Abyssinicus.</i> <i>Mart.</i> Mal. Blat. 1866	62	<i>amabilis.</i> <i>Lea.</i> Jl. Acad. Na. Sci. vi. 257; Obs. xviii. 17	37
<i>actaphilus.</i> <i>Bourg.</i> Rev. et Mag. Zool. 1863	59	<i>ambiguus</i> , f. <i>Sow.</i> Min. Conch. vi. pl. 594	64
<i>acuminatus.</i> <i>H. Adams.</i> Pro. Zool. Soc., 1866	62	<i>ambiguus.</i> <i>Phili.</i> Conch. iii. 47	54
<i>acutirostris.</i> <i>Lea.</i> Jl. Acad. Na. Sci. vi. 270; Obs. xii. 30.	58	<i>amnicus.</i> <i>Zeigl.</i> Rossm. Icon. iii. f. 212	47
<i>acutissimus.</i> <i>Lea.</i> Tr. Am. Ph. Soc. iv. pl. 10, f. 18; Obs. i. 99	32	<i>amœnus.</i> <i>Lea.</i> Tr. Am. Ph. Soc. viii. pl. 10, f. 12; Obs. iii. 38	45
<i>acutus</i> , f. <i>Sow.</i> (<i>Carbonicola</i> , <i>McCoy</i> ; <i>An-</i> <i>thracosta</i> , <i>King.</i>) Min. Conch. t. xxxiii. f. 5-7	64	<i>ampullaceus.</i> <i>Lea.</i> Jl. Acad. Na. Sci. vi. 269; Obs. xii. 29	53
<i>aduncus</i> , f. <i>Sow.</i> Min. Conch. vi. 191	64	<i>amygdala</i> , f. (<i>Pachyodon</i>). <i>Brown.</i> An. N. Hist. x. t. 16, f. 2	64
<i>æquatus.</i> <i>Lea.</i> Jl. Acad. Na. Sci. iv. 89; Obs. vi. 89	52	<i>amygdalum.</i> <i>Lea.</i> Tr. Am. Ph. Soc. ix. pl. 39, f. 1; Obs. iv. 33	62
<i>æreus.</i> <i>Reeve.</i> Conch. Icon. No. 160	61	<i>anaticulus.</i> <i>Lea.</i> Jl. Acad. Na. Sci. v. 92; Obs. viii. 96	40
<i>æruginosus.</i> <i>More.</i> Test. Nov. No. I. 29	62	<i>Angasi.</i> <i>Lea.</i> Reeve, Conch. Icon. 282	54
<i>Æsopus.</i> <i>Green.</i> Jl. Mac. Lyc. 1827, pl. 3	34	<i>angusta</i> (<i>Musculus</i>). <i>Klein.</i> Meth. Ostra. 146	59
<i>Æthiops.</i> <i>Lea.</i> Jl. Acad. Na. Sci. v. 377; Obs. x. 13	53	<i>angustatus.</i> <i>Lea.</i> Tr. Am. Ph. Soc. iv. pl. 17, f. 43; Obs. i. 124	57
<i>Aferulus.</i> <i>Lea.</i> Jl. Acad. Na. Sci. vi. 34; Obs. xi. 38	30	<i>angustatus</i> , f. <i>Bronn.</i> Mus. Strasbourg	64

	PAGE		PAGE
<i>angustior</i> (<i>Musculus</i>). <i>List.</i> Conch. pl. 147, f. 3	59	<i>argenteus</i> . <i>Lea.</i> Tr. Am. Ph. Soc. viii. pl.	
<i>angustus</i> . <i>Lam.</i> An. sans Ver. vi. 80	54	25, f. 57; Obs. iii. 80	40
<i>anodontina</i> . <i>Lam.</i> An. sans Ver. vi. 80	60	<i>Arkansasensis</i> . <i>Lea.</i> Jl. Acad. Na. Sci. v.	
<i>anodontoides</i> . <i>Lea.</i> Tr. Am. Ph. Soc. iv.		206; Obs. ix. 28	41
pl. 8, f. 11; Obs. i. 91	58	<i>arquatus</i> . <i>Con.</i> Jl. Acad. Na. Sci. ii. 397	57
<i>anodontoides</i> , f. <i>Noul. Grat.</i> Moll. de la		<i>asper</i> . <i>Lea.</i> Tr. Am. Ph. Soc. iv. pl. 9, f.	
France, 48	64	15; Obs. i. 95	33
<i>Ansticei</i> , f. (<i>Myacites</i> , <i>Bronn</i>). <i>Sow.</i> Geol.		<i>asperatus</i> . <i>Lea.</i> Jl. Acad. Na. Sci. v. 68;	
Tr. t. 594, f. 3-5	64	Obs. viii. 72	33
<i>Anthonyi</i> . <i>Lea.</i> Jl. Acad. Na. Sci. v. 197;		<i>asperrimus</i> . <i>Lea.</i> Tr. Am. Ph. Soc. iv. pl.	
Obs. ix. 19	43	5, f. 3; Obs. i. 81	33
<i>antiquatus</i> . <i>Anton.</i> Verz. der Conch.	62	<i>asperulus</i> . <i>Lea.</i> Jl. Acad. Na. Sci. vi. 280;	
<i>antiquior</i> , f. <i>Strick.</i> —?	65	Obs. xii. 40	31
<i>antiquus</i> , f. <i>Sow.</i> Min. Conch. t. 594, f. 3-5	65	<i>Asterianus</i> . <i>Dup.</i> Cat. Mar. Gall. Test. .	55
<i>antistrophodonta</i> , f. <i>Lamo.</i> <i>Bronn.</i>	65	<i>atavus</i> , f. <i>Partch.</i> Pictet's Traité, iii. 529	65
<i>apicinus</i> . <i>Lea.</i> Jl. Acad. Na. Sci. iv. 76;		<i>ater</i> . <i>Nil.</i> (Hist. Moll. Succ. 107)	47
Obs. vi. 76	44	<i>ater</i> . <i>Lea.</i> Tr. Am. Ph. Soc. iii. pl. 7, f. 9;	
<i>apiculatus</i> . <i>Say.</i> Am. Conch. pl. 52	33	Obs. i. 40	61
<i>aplatus</i> . <i>Swain.</i> Conch. Icon. No. 143	63	<i>atra</i> (<i>Naida</i>). <i>Swain.</i> Malacol. 378	61
<i>apprimus</i> . <i>Lea.</i> Jl. Acad. Na. Sci. vi. 263;		<i>atrata</i> (<i>Niäa</i>). <i>Swain.</i> Zool. Ill. pl. 171	53
Obs. xii. 23	46	<i>atratus</i> . <i>Sow.</i> (<i>Niäa</i> , <i>Swain.</i>) Synopsis	53
<i>approximus</i> . <i>Lea.</i> Tr. Am. Ph. Soc. x.		<i>atratus</i> , f. <i>Goldf.</i> Petrif. ii. 180	65
pl. 5, f. 13; Obs. iv. 48	44	<i>atro-costatus</i> . <i>Lea.</i> Tr. Am. Ph. Soc. x.	
<i>aquensis</i> , f. <i>Math.</i> Cat. 240	65	pl. 2, f. 5; Obs. iv. 44	29
<i>aquilinus</i> , f. <i>Sow.</i> Geol. Tr. 2 Ser. v. t.		<i>atro-marginatus</i> . <i>Lea.</i> Tr. Am. Ph. Soc.	
39	65	viii. pl. 13, f. 31; Obs. iii. 45	29
<i>aquilus</i> . <i>Lea.</i> Jl. Acad. Na. Sci. iv. 92;		<i>atrovirens</i> . <i>Schmidt.</i> Bul. Imp. S. N. H.	
Obs. vi. 92	60	Mos.	47
<i>Aradae</i> . <i>Phili.</i> In Dr. Budd's Coll.	59	<i>Aucklandicus</i> . <i>Gray.</i> Reeve's Conch. Icon.	
<i>araris</i> . <i>Barbié.</i> Moll. de la France by		No. 156	45
Grateloup, 45	62	<i>auratus</i> . <i>Phili.</i> Conchylien iii. pl. 4, f. 1	53
<i>aratus</i> . <i>Con.</i> Pro. Acad. Na. Sci. iv. 154	31	<i>auratus</i> (<i>Niäa</i>). <i>Swain.</i> Phili. Icon. iii.	
<i>aratus</i> . <i>Lea.</i> Tr. Am. Ph. Soc. ix. pl. 42,		pl. 4	53
f. 12; Obs. iv. 40	35	<i>aureus</i> . <i>Lea.</i> Jl. Acad. Na. Sci. v. 105;	
<i>Araucanus</i> . <i>Phili.</i> Conch. iii. 50	53	Obs. ix. 17	37
<i>areaformis</i> . <i>Lea.</i> Tr. Am. Ph. Soc. iv. pl.		<i>auricularis</i> . <i>Speng.</i> Skriv. Nat. Hist. iii.	62
17, f. 44; Obs. i. pl. 126	36	<i>Austinii</i> , f. <i>Forbes.</i> Rec. Scien. ii. t. 2,	
<i>arctatus</i> . <i>Con.</i> Am. Jl. xxv. pl. 1, f. 9	62	f. 7	64
<i>arctior</i> . <i>Lea.</i> Tr. Am. Ph. Soc. vi. pl. 4,		<i>Australis</i> (<i>Hyridella</i> , <i>Swain</i>). Malacol. 380	44
f. 10; Obs. ii. 10	61	<i>Australis</i> . <i>Lam.</i> An. sans Ver. vi. 80	44
<i>areuatus</i> . <i>Boueh.</i> Moll. de la France by		<i>Aveia</i> . <i>Bens.</i> Wood's Index pl. 23, f. 20	35
Grateloup, 45	58	<i>Averyi</i> . <i>Lea.</i> Jl. Acad. Na. Sci. iv. 269;	
<i>areus</i> . <i>Con.</i> Am. Jl. Sci. xxv. 340	61	Obs. vii. 37	35
<i>Ardusiannus</i> . <i>Reyniés.</i> Let. to Moquin-Tan-		<i>Aztecorum</i> . <i>Phili.</i> Menke's Zeitsch. 1847,	
don, 5	59	p. 95; Conch. pl. 6, f. 2	44
<i>argens</i> . <i>Kust.</i> —?	48	<i>badius</i> . <i>Kokeil.</i> Mich. Comp. pl. 16, f. 25	48

	PAGE		PAGE
Bagdadensis. <i>Bourg.</i> Voy. de la Mer. Mort.		Bisselianus. <i>Lea.</i> Jl. Acad. Na. Sci. vi.	
78	46	277; Obs. xii. 37	50
Bairdianus. <i>Lea.</i> Jl. Acad. Na. Sci. iv.		Blandianus. <i>Lea.</i> Jl. Acad. Na. Sci. iv. 65;	
361; Obs. viii. 43	49	Obs. vi. 65	33
Bakeri. <i>H. Adams.</i> Pro. Zool. Soc. 1866	63	Blandingianus. <i>Lea.</i> Tr. Am. Ph. Soc. v.	
Baldwinensis. <i>Lea.</i> Jl. Acad. Na. Sci. iv.		pl. 15, f. 44; Obs. i. 213	54
330; Obs. viii. 12	51	<i>Blauneri.</i> <i>Shutt.</i> —?	59
<i>Balonnensis.</i> <i>Con.</i> Jl. Acad. Na. Sci. ii. 295	54	Bonneaudii. <i>Eyd.</i> Mag. de Zool. 1838, pl.	
Bandinii. <i>Küst.</i> In Rossm. Icon. i. No. 341	48	119, f. 1	50
Barnesianus. <i>Lea.</i> Tr. Am. Ph. Soc. vi.		Bonplandii. <i>Valen.</i> Heimboldt's Zool.	
pl. 10, f. 26; Obs. ii. 31	38	Obs.	63
Barratii. <i>Lea.</i> Tr. Am. Ph. Soc. x. pl. 13,		Bosquianus, f. <i>Mathe.</i> Cat. 168, Bronn. .	65
f. 5; Obs. v. 12	60	Bourguignatianus. <i>Lea.</i> Jl. Acad. Na. Sci.	
Barraudii. <i>Bonh.</i> Grateloup, Moll. de la		vi. 54; Obs. xi. 58	39
France, 45	62	Bournianus. <i>Lea.</i> Tr. Am. Ph. Soc. viii.	
<i>Batava (Mysca).</i> <i>Turton.</i> Br. Shells, 20 .	47	pl. 15, f. 28; Obs. iii. 51.	39
<i>Batava (Mya).</i> <i>Wood.</i> Index Test. pl. 2,		Boydianus. <i>Lea.</i> Tr. Am. Ph. Soc. viii.	
f. 25	47	pl. 16, f. 32; Obs. iii. 54	62
Batavus. <i>Lam.</i> An. sans Ver. vi. 78 . . .	47	Boykinianus. <i>Lea.</i> Tr. Am. Ph. Soc. viii.	
Batavus, f. <i>Pfeif.</i> Bronn. Index Pa. 343	65	pl. 13, f. 22; Obs. iii. 46	28
Beadleianus. <i>Lea.</i> Jl. Acad. Na. Sci. v. 94;		bracteatus. <i>Gould.</i> Proc. Bos. Nat. Hist.	
Obs. iii. 98	55	Soc. Aug. 1855	43
Bealei. <i>Lea.</i> Jl. Acad. Na. Sci. v. 204;		Brazosensis. <i>Lea.</i> Jl. Acad. Na. Sci. vi.	
Obs. ix. 26	49	309; Obs. xii. 69	31
Beaverensis. <i>Lea.</i> Jl. Acad. Na. Sci. vi.		<i>brevisialis.</i> <i>Sow.</i> Gener. f. 4	41
297; Obs. xii. 57	52	<i>brevisialis.</i> <i>Crouch.</i> Int. to Lam. pl. 9.	
Bengalensis. <i>Lea.</i> Tr. Am. Ph. Soc. vi.		<i>brevisialis.</i> <i>Lam.</i> An. sans Ver. vi. 73 .	56
pl. 2, f. 3; Obs. ii. 3	47	brevidens. <i>Lea.</i> Tr. Am. Ph. Soc. iv. pl.	
Bensonii. <i>Lea.</i> Synopsis, Note	57	6, f. 5; Obs. i. 85	50
Berlandierii. <i>Lea.</i> Jl. Acad. Na. Sci. iv.		breviplicatus, f. <i>Noul.</i> Grat. Moll. 48 .	65
369; Obs. viii. 51	36	Brownii. <i>Lea.</i> Jl. Acad. Na. Sci. iii. 307;	
Beskeanus. <i>Dunk.</i> Zeitsch. 1848, p. 182	61	Obs. vi. 27	61
biangulatus. <i>Lea.</i> Tr. Am. Ph. Soc. viii.		Bruguierianus. <i>Bourg.</i> Voy. Mer. Mort.	44
pl. 9, f. 8; Obs. iii. 35	61	Brumbyanus. <i>Lea.</i> Tr. Am. Ph. Soc. viii.	
bicelatus. <i>Reeve.</i> Conch. Icon. No. 127 .	63	pl. 26, f. 62; Obs. iii. 83	49
biemarginatus. <i>Lea.</i> Jl. Acad. Na. Sci. xi.		<i>brunneus.</i> <i>Bonh.</i> Not. Biv. Rælez. 430 .	55
51; Obs. xi. 51	38	Buckleyi. <i>Lea.</i> Tr. Am. Ph. Soc. ix. pl.	
Bigbyensis. <i>Lea.</i> Tr. Am. Ph. Soc. viii.		39, f. 2; Obs. iv. 34	48
pl. 22, f. 51; Obs. iii. 75	38	Buddianus. <i>Lea.</i> Tr. Am. Ph. Soc. ix. pl.	
Biggorensis. <i>Millet.</i> Mag. de Zool. 1843 .	63	40, f. 5; Obs. iv. 35	52
<i>bilineata</i> (Symph.) <i>Lea.</i> Tr. Am. Ph. Soc.		bulbosus. <i>Lea.</i> Jl. Acad. Na. Sci. iv. 191;	
iv. pl. 11, f. 19; Obs. i. 108	61	Obs. vii. 9	40
bilineatus. <i>Lea.</i> Tr. Am. Ph. Soc. iv. pl.		<i>bullatus.</i> <i>Con.</i> New Fr. Water Shells, 68;	
11, f. 19; Obs. i. 108	61	Mon. pl. 45, f. 2	33
Binneyi. <i>Lea.</i> Tr. Am. Ph. Soc. x. pl. 6,		bulloides. <i>Lea.</i> Jl. Acad. Na. Sci. iv. 264;	
f. 18; Obs. iv. 51	46	Obs. vii. 82	55

	PAGE		PAGE
Burkensis. <i>Lea.</i> Jl. Acad. Na. Sci. iv. 215;		<i>carbonarius.</i> <i>Lea.</i> Tr. Am. Ph. Soc. vi. pl.	
Obs. vii. 33	60	11, f. 32; Obs. ii. 37	31
Burtoni. <i>Woodward.</i> Proc. Zool. Soc. 1859,		<i>carbonarius,</i> f. <i>Golf.</i> Petrefacten	65
349	31	<i>cardium.</i> <i>Con.</i> New Fr. Water Shells, 68	41
Burroughianus. <i>Lea.</i> Tr. Am. Ph. Soc. v.		<i>cardiacea.</i> <i>Desh.</i> Traité Elém. 216	39
pl. 9, f. 27; Obs. i. 179	50	<i>cardiacea.</i> <i>Guerin.</i> Icon. du Reg. An. pl. 28	39
buxeus. <i>Lea.</i> Tr. Am. Ph. Soc. x. pl. 15,		<i>carinatus.</i> <i>Bar.</i> Am. Jl. Sci. v. 6, pl. 11,	
f. 13; Obs. v. 17	46	f. 10	43
<i>Byzantinus.</i> Parreyss' labels	48	<i>carinifera.</i> <i>Lam.</i> An. sans Ver. vi. 74	51
cacao. <i>Lea.</i> Jl. Acad. Na. Sci. iv. 344;		<i>cariosa.</i> <i>Lam.</i> An. sans Ver. vi. 80	42
Obs. viii. 26	54	<i>cariosoides,</i> f. <i>Lea.</i> Pro. Acad. Na. Sci.,	
cæruleus. <i>Lea.</i> Tr. Am. Ph. Soc. iv. pl. 13,		1868, p. 163	65
f. 25; Obs. i. 105	47	<i>cariosus.</i> <i>Say.</i> Nich. Ency. art. Am. Conch.	42
cælatius. <i>Con.</i> Am. Jl. Sci. xxv. pl. 1, f. 2	30	<i>carneus.</i> <i>Küster.</i> Syst. Conch. Cab. ix. 103	49
Caffer. <i>Krauss.</i> Sudafr. Moll. 18	48	<i>Carniolicus.</i> <i>Zeigl.</i> <i>Potier.</i> Gallerie de	
Caillaudii. <i>Fer.</i> MSS.	58	Moll. ii. 149	63
calceolus (Marg.) <i>Lea.</i> Tr. Am. Ph. Soc.		<i>Carolinensis.</i> Prof. Ravenel's Letter	61
iii. pl. 3, f. 1; Obs. i. 7	68	<i>Carolinianus.</i> <i>Bosc.</i> Hist. Nat. des Coq. iii.	
Caldwellii. <i>Lea.</i> Jl. Acad. Na. Sci. iv. 265;		139	69
Obs. vii. 83	35	<i>Carteri,</i> f. <i>Hislop.</i> Jl. Geo. Soc. xvi. 175	65
caliginosus. <i>Lea.</i> Tr. Am. Ph. Soc. x. pl.		<i>Carynthiacus.</i> <i>Zeigl.</i> Rossm. Icon., pl. 15	47
7, f. 21; Obs. iv. 53	45	<i>Casablanca.</i> <i>Phili.</i> Menke's Zeits. 1848, p.	
calimatorium. <i>More.</i> Test. Nov. No. 1,		176	53
p. 30	63	<i>castaneus.</i> <i>Lea.</i> Tr. Am. Ph. Soc. iv. pl.	
callosus. <i>Lea.</i> Tr. Am. Ph. Soc. viii. pl.		11, f. 21; Obs. i. 101	41
23, f. 54; Obs. iii. 77	27	<i>castaneus.</i> <i>Fitz.</i> Sys. Vertz. 119	59
Cambodiensis. <i>Lea.</i> Jl. Acad. Na. Sci. iii.		<i>castus.</i> <i>Lea.</i> Jl. Acad. Na. Sci. iv. 349;	
313; Obs. vi. 33	42	Obs. viii. 31	40
Cambojensis. <i>Sow.</i> Reeve's Conch. Icon.		<i>Catawbensis.</i> <i>Lea.</i> Jl. Acad. Na. Sci. v. 54;	
231	63	Obs. viii. 58	52
camelopardilis. <i>Lea.</i> Jl. Acad. Na. Sci. iv.		<i>catillus.</i> <i>Con.</i> Monog. pl. 13, f. 2	57
355; Obs. viii. 37	53	<i>caudatus</i> (Hyria). <i>Wagner.</i> Test. Braz. 35	25
camelus. <i>Lea.</i> Tr. Am. Ph. Soc. v. pl. 15,		<i>caudiculatus.</i> <i>Mart.</i> Mal. Bl. 1867	63
f. 45; Obs. i. 214	37	<i>centralis,</i> f. <i>Sow.</i> Geol. Tr. 2 ser. t. 39, f.	
camptodon. <i>Say.</i> Am. Conch. pl. 42	50	13	65
Canadensis. <i>Lea.</i> Jl. Acad. Na. Sci. iv.		<i>cerinus.</i> <i>Con.</i> Monog. pl. 52	37
268; Obs. vii. 86	37	<i>Charlottensis.</i> <i>Lea.</i> Jl. Acad. Na. Sci. vi.	
capax. <i>Green.</i> Cab. Nat. Hist. ii. 290	42	8; Obs. xi. 12	51
caperatus. <i>Lea.</i> Tr. Am. Ph. Soc. x. pl. 5,		<i>Charruanus.</i> <i>D'Orb.</i> Mag. de Zool. No. 62,	
f. 14; Obs. iv. 49	34	p. 35, and Voy. Am. Mer.	54
<i>Capigliolo.</i> <i>Payr.</i> Cat. de Corse, 66	59	<i>Chathamensis.</i> <i>Lea.</i> Jl. Acad. Na. Sci. vi.	
<i>capillaris.</i> <i>Lea.</i> Tr. Am. Ph. Soc. v. pl. 2,		21; Obs. xi. 25	53
f. 2; Obs. i. 141	38	<i>Chattanoogaensis.</i> <i>Lea.</i> Jl. Acad. Na. Sci.	
<i>capillus.</i> <i>Say.</i> Transyl. Jl. iv. 1831	49	iv. 209; Obs. vii. 27	40
<i>capsæformis.</i> <i>Lea.</i> Tr. Am. Ph. Soc. v. pl.		<i>Chickasawhensis.</i> <i>Lea.</i> Jl. Acad. Na. Sci.	
2, f. 4; Obs. i. 143	42	v. 101; Obs. viii. 105	55

	PAGE		PAGE
Childreni. <i>Gray</i> . Grif. Cuv. xii. pl. 1, f. 1	44	<i>complanata</i> . (<i>Mya</i>). <i>Soland</i> . Port. Cat. 100	51
<i>Chilensis</i> . <i>Gray</i> . Specil. Zool. 1830	53	<i>complanatus</i> . <i>Desh</i> . An. sans Ver. 2d ed.	67
<i>Chiloensis</i> . <i>Phili</i> . Dr. Van dem Busch's Letter	53	<i>compressus</i> , f. <i>Sow</i> . Min. Conch. vi. 189	63
<i>Chinensis</i> . (<i>An</i>). <i>Küst</i> . Syst. Conch.	47	<i>compressa</i> (<i>Symph</i>). <i>Lea</i> . Tr. Am. Ph. Soc. iii. pl. 12, f. 22; Obs. i. 64	29
<i>Chinensis</i> . <i>Lea</i> . Jl. Acad. Na. Sci. vi. 325; Obs. xii. 85	30	<i>compressus</i> . <i>Con</i> . Monog. pl. 71, f. 1	29
<i>Chunii</i> . <i>Lea</i> . Jl. Acad. Na. Sci. v. 196; Obs. ix. 18	38	<i>compressissimus</i> . <i>Lea</i> . Tr. Am. Ph. Soc. x. pl. 8, f. 23; Obs. iv. 55	37
<i>Churchillianus</i> (<i>Monoc</i>). <i>Bourg</i> . Rev. et Mag. Zool. 1857	72	<i>concolor</i> . <i>Lea</i> . Tr. Am. Ph. Soc. x. pl. 15, f. 11; Obs. v. 16	46
<i>cicatricosus</i> . <i>Con</i> . Monog. pl. 64	34	<i>concentricus</i> , f. <i>Goldf</i> . Petrif. ii. 182	65
<i>cicatricosus?</i> <i>Say</i> . Dissem. 1829	34	<i>concinus</i> , f. <i>Sow</i> . Min. Conch. ii. 43	65
<i>cicur</i> . <i>Lea</i> . Jl. Acad. Na. Sci. v. 93; Obs. viii. 97	52	<i>concinus</i> . <i>Küst</i> . Syst. Conch. Cab.	59
<i>Cincinnatiensis</i> . <i>Lea</i> . Tr. Am. Ph. Soc. viii. pl. 8, f. 4; Obs. iii. 32	33	<i>concestator</i> . <i>Lea</i> . Jl. Acad. Na. Sci. iv. 66; Obs. vi. 66	45
<i>cinnamomicus</i> . <i>Lea</i> . Jl. Acad. Na. Sci. v. 100; Obs. viii. 104	49	<i>concolor</i> . <i>Lea</i> . Jl. Acad. Na. Sci. v. 89; Obs. viii. 93	49
<i>circulus</i> . <i>Lea</i> . Tr. Am. Ph. Soc. iii. pl. 9, f. 14; Obs. i. 47	55	<i>confertus</i> . <i>Lea</i> . Tr. Am. Ph. Soc. v. pl. 5, f. 16; Obs. i. 215	53
<i>cistellæformis</i> . <i>Lea</i> . Jl. Acad. Na. Sci. vi. 19; Obs. xi. 23	52	<i>Congaræus</i> . <i>Lea</i> . Tr. Am. Ph. Soc. iv. pl. 6, f. 4; Obs. i. 82	54
<i>Claibornensis</i> . <i>Lea</i> . Tr. Am. Ph. Soc. vi. pl. 24, f. 115; Obs. ii. 105	44	<i>Conradianus</i> . <i>Lea</i> . Tr. Am. Ph. Soc. v. pl. 9, f. 23; Obs. i. 175	32
<i>Clarkianus</i> . <i>Lea</i> . Tr. Am. Ph. Soc. x. pl. 21, f. 30; Obs. v. 29	42	<i>consanguineus</i> . <i>Lea</i> . Jl. Acad. Na. Sci. v. 69; Obs. v. 71	40
<i>clavus</i> . <i>Lam</i> . An. sans Ver. vi. 74	40	<i>consentaneus</i> . <i>Zeigl</i> . Rossm. Icon. pl. 15	47
<i>Clinchensis</i> . <i>Lea</i> . Jl. Acad. Na. Sci. vi. 278; Obs. xii. 38	38	<i>consobrinus</i> . <i>Lea</i> . Jl. Acad. Na. Sci. iv. 272; Obs. vii. 90	46
<i>coarctata</i> . <i>Lam</i> . An. sans Ver. vi. 75	51	<i>constrictus</i> . <i>Con</i> . Monog. pl. 49, f. 4	46
<i>coccineus</i> . <i>Lea</i> . Tr. Am. Ph. Soc. vi. pl. 5, f. 12; Obs. ii. 12	56	<i>contiguus</i> . <i>Lea</i> . Jl. Acad. Na. Sci. v. 199; Obs. ix. 21	45
<i>coccineus</i> . Dr. Hildreth's Letter	56	<i>contractus</i> . <i>Lea</i> . Jl. Acad. Na. Sci. v. 203; Obs. ix. 25	61
<i>coccineus</i> . <i>Con</i> . Monog. pl. 13, f. 1	56	<i>contradens</i> . <i>Lea</i> . Tr. Am. Ph. Soc. vi. pl. 18, f. 58; Obs. ii. 75	29
<i>cognatus</i> . <i>Lea</i> . Jl. Acad. Na. Sci. iv. 368; Obs. viii. 50	43	<i>contrarius</i> . <i>Con</i> . Proc. Acad. Na. Sci. iv. Jl. Acad. Na. Sci. i. 276	41
<i>Colchaguensis</i> . <i>Phili</i> . Mal. Blat. 1869, 47	63	<i>conus</i> . <i>Speng</i> . Skriv. Nat. Hist. iii.	63
<i>collinus</i> . <i>Con</i> . Monog. pl. 36, f. 2, and pl. 60, f. 3	35	<i>convexus</i> , f. <i>Roem</i> . Nord Oolith. 95	65
<i>Coloradoensis</i> . <i>Lea</i> . Jl. Acad. Na. Sci. iii. 314; Obs. vi. 34	41	<i>Cooperianus</i> . <i>Lea</i> . Tr. Am. Ph. Soc. v. pl. 8, f. 21; Obs. i. 173	34
<i>Columbensis</i> . <i>Lea</i> . Jl. Acad. Na. Sci. iv. 75; Obs. vi. 75	50	<i>Copei</i> . <i>Lea</i> . Jl. Acad. Na. Sci. vi. 307; Obs. xii. 67	45
<i>compactus</i> . <i>Lea</i> . Jl. Acad. Na. Sci. iv. pl. 28, f. 98; Obs. vii. 36	36	<i>cor</i> . <i>Con</i> . New Fr. Wat. Shells, 28	39
		<i>corbis</i> . <i>Bens</i> . Wood's Index?	50
		<i>cordatus</i> . <i>Con</i> . Monog. pl. 25	39

	PAGE		PAGE
<i>cordatus</i> . <i>Küst.</i> Syst. Conch. Cab. ix. 57 . . .	39	<i>crispisulcatus</i> . <i>Ben.</i> An. & Mag. 1862 . . .	31
<i>cordatus?</i> <i>Raf.</i> An. des Phys. v. 312 . . .	39	<i>crocatus</i> . <i>Lea.</i> Tr. Am. Ph. Soc. viii. pl. 22,	
<i>cordiformis</i> , f. <i>Sow.</i> Min. Conch. vi. 191 . . .	65	f. 52; Obs. iii. 76	42
<i>coriaceus</i> . <i>Dunker.</i> Zeitsch. 1848	63	<i>crocodilorum</i> . <i>More.</i> Test. Nov. No. 1, p. 28	31
<i>corium</i> . <i>Reeve.</i> Conch. Iconica, 23	34	<i>Cromwellii</i> . <i>Lea.</i> Jl. Acad. Na. Sci. vi. 258;	
<i>cornutus</i> . <i>Bar.</i> Am. Jl. Sci. vi. pl. 4, f. 5 . . .	33	Obs. xii. 18	49
<i>corrosus</i> . <i>Vill.</i> Cat. 1841	59	<i>cucumoides</i> . <i>Lea.</i> Tr. Am. Ph. Soc. viii.	
<i>Corrianus</i> . <i>Lea.</i> Tr. Am. Ph. Soc. v. pl. 9,		pl. 7, f. 2; Obs. iii. 30	31
f. 25; Obs. i. 177	61	<i>cultelliformis</i> . <i>Con.</i> Pro. Acad. Na. Sci. v. 10	52
<i>corrugata</i> (<i>Mya</i>). <i>Müll.</i> Hist. Vermes, 214	30	<i>Cumberlandicus</i> . <i>Lea.</i> Tr. Am. Ph. Soc.	
<i>corrugata Maroccana</i> (<i>Mya</i>). Chem. Conch.		vi. pl. 7, f. 19; Obs. ii. 25	48
Cab. vi. 7	59	<i>Cumingii</i> . <i>Dunk.</i> Ziet. fur Mal. 1846 . . .	31
<i>corrugatus</i> (<i>Hyria</i>). <i>Blain.</i> Malac. pl. 67 . . .	25	<i>Cumingii</i> . <i>Lea.</i> Pro. Acad. Na. Sci. vi. 54;	
<i>corrugatus</i> . <i>Retzius.</i> Nova Test. Gene. . . .	20	Jl. Acad. Na. Sci. iv. 240; Obs. vii. 53	28
<i>corrugatus</i> (<i>Potamida</i>). <i>Swain.</i> Mala. 281	31	<i>cuneatus</i> (<i>Mya</i>). <i>Eat.</i> Zool. Text Book . . .	37
<i>coruscus</i> . <i>Gould.</i> Pro. Bost. N. H. S. vi. 15	48	<i>cuneatus</i> . <i>Jacq.</i> Rossm. Icon. iii. 37 . . .	55
<i>corvinus</i> . <i>Lea.</i> Jl. Acad. Na. Sci. vi. 310;		<i>cuneatus</i> . <i>Swain.</i> Phil. Mag. 1823	36
Obs. xii. 70	49	<i>cuneatus</i> . <i>Bar.</i> Am. Jl. Sci. vi. 263 . . .	37
<i>corvunculus</i> . <i>Lea.</i> Jl. Acad. Na. Sci. vi.		<i>cuneatus</i> (white var.) <i>Bar.</i> Am. Jl. Sci.	
315; Obs. xii. 74	49	xiv. 283 (Note.)	61
<i>corvus</i> . <i>Lea.</i> Jl. Acad. Na. Sci. iv. 217;		<i>cuneolus</i> . <i>Lea.</i> Tr. Am. Ph. Soc. viii. pl. 7,	
Obs. iv. 35	37	f. 3; Obs. iii. 31	38
<i>costata?</i> <i>Raf.</i> Mono. de Coq.	29	<i>cuneus</i> . <i>Con.</i> Monog. pl. 58, f. 1	57
<i>costatus</i> . <i>Con.</i> Monog. pl. 7	29	<i>cuprinus</i> . <i>Lea.</i> Tr. Am. Ph. Soc. iv. pl. 12,	
<i>Couchianus</i> . <i>Lea.</i> Jl. Acad. Na. Sci. iv.		f. 24; Obs. i. 104	61
371; Obs. viii. 53	54	<i>curatus</i> . <i>Lea.</i> Jl. Acad. Na. Sci. vi. 23;	
<i>Courquinianus</i> . <i>Bourg.</i> Rev. et Mag. 1865	59	Obs. xi. 27	46
<i>crapulus</i> . <i>Lea.</i> Jl. Acad. Na. Sci. vi. 42;		<i>curtus</i> . <i>Lea.</i> Jl. Acad. Na. Sci. v. 103;	
Obs. xi. 46	41	Obs. viii. 107	40
<i>crassa</i> (<i>Mya</i>). <i>Eat.</i> Zo. Text Book	43	<i>Cuvieri</i> , f. <i>Mathe.</i> Cat. 169, 1843. Bronu	65
<i>crassa</i> (<i>Mya</i>). <i>Wood.</i> Conch. 106	32	<i>Cuvierianus</i> . <i>Lea.</i> Tr. Am. Ph. Soc. x. pl.	
<i>crassidens</i> . <i>Lam.</i> An. sans Ver. vi. 71 . . .	37	16, f. 16; Obs. v. 19	51
<i>crassidens</i> . <i>Lam.</i> Var. a. An. sans Ver.		<i>Cyamus</i> . <i>Phili.</i> Zeits. Malak. 125, 1851 . . .	63
vi. 71	31	<i>cylindrica</i> (<i>Mya</i>). <i>Eat.</i> Zool. Text Book . . .	35
<i>crassissimus</i> , f. <i>Sow.</i> Min. Conch. ii. 121 . . .	65	<i>cylindrellus</i> . <i>Lea.</i> Jl. Acad. Na. Sci. vi.	
<i>crassissimus</i> . <i>Fer.</i> Ency. Meth. pl. 248 . . .	62	308; Obs. xii. 68	49
<i>crassiusculus</i> , f. <i>Sow.</i> Min. Conch. 191 . . .	65	<i>cylindricus</i> . <i>Say.</i> Nich. Ency. art. Conch.	
<i>crassus</i> . <i>Retzius.</i> Nova Test. Gene.	62	pl. 4, f. 3	35
<i>crassus</i> . <i>Say.</i> Am. Conch. pl. 8	43	<i>cyphius</i> . <i>Con.</i> Monog. pl. 63	34
<i>crassus</i> . <i>Bar.</i> Am. Jl. Sci. vi. 118	30	<i>cyreniformis</i> , f. <i>Desh.</i> Traité Elém. ii. 215	65
<i>crassus</i> . <i>Con.</i> Monog. pl. 16	43	<i>cyrenoides</i> . <i>Phili.</i> Conch. iii. 79	38
<i>crebrivittatus</i> . <i>Lea.</i> Jl. Acad. Na. Sci. vi.		<i>dactylus</i> . <i>Lea.</i> Tr. Am. Ph. Soc. viii. pl. 9,	
43; Obs. xi. 47	40	f. 7; Obs. iii. 34	57
<i>creperus</i> . <i>Lea.</i> Tr. Am. Ph. Soc. vi. pl. 10,		<i>dactylus</i> . <i>More.</i> Moll. du Port. 110	59
f. 28; Obs. ii. 33	48	<i>Dahuricus</i> (<i>Marg.</i>) <i>Müll.</i> Sibi. Rei. pl.	
<i>crispatus</i> . <i>Gould.</i> Pro. Bost. N. H. S. 1843	32	26, f. 3 and 5	69

	PAGE		PAGE
Damascensis. <i>Lea.</i> Jl. Acad. Na. Sci. vi. 55;		depressus, f. <i>Sow.</i> —?	65
Obs. xi. 59	52	<i>depressus</i> (Marg.) <i>Pfeif.</i> Land. & S. Moll. ii.	
Damnoica. <i>D'Orb.</i> —?	63	32	73
Danai, f. <i>Meek & Hayden.</i> Pro. Acad. Na.		<i>depressus.</i> <i>D'Orb.</i> Mag. de Zool. No. 62, p.	
Sci. 1857, p. 145	65	34	53
Danielis. <i>Gass.</i> —?	63	<i>depressus.</i> <i>Con.</i> Jl. Acad. Na. Sci. ii. 295	52
Dariensis. <i>Lea.</i> Tr. Am. Ph. Soc. viii. pl.		<i>depygis.</i> <i>Con.</i> Am. Jl. Conch. ii. 107	55
26, f. 61; Obs. iii. 84	54	<i>Deshayesii.</i> <i>Mich.</i> Mich. Comp. 167	59
datius. <i>Lea.</i> Jl. Acad. Na. Sci. vi. 299;		<i>destructilis.</i> <i>Vill.</i> Rossm. Icon. f. 769	48
Obs. xii. 59	45	deviatus. <i>Anth.</i> Am. Jl. Conch. 1865, p. 156	42
Decannensis, f. <i>Sow.</i> Tr. Geol. Soc. xvi.		Deweyanus, f. <i>Meek & Hayden.</i> Pro. Acad.	
pl. 47	65	Na. Sci. 1857, p. 145	65
<i>decipiens.</i> <i>Zieg.</i> MSS.	59	difficilis. <i>Lea.</i> Jl. Acad. Na. Sci. vi. 311;	
decisus. <i>Lea.</i> Tr. Am. Ph. Soc. iv. pl. 12,		Obs. xii. 71	46
f. 23; Obs. i. 102	40	digitatus. <i>More.</i> Test. Nov. No. 2, 24	63
declivis. <i>Say.</i> Trans. Jl. of Med. iv. 1831;		<i>digitiformis.</i> <i>Sow.</i> Reeve, Conch. Icon. 333	32
Am. Conch. pl. 35	54	dignatus. <i>Lea.</i> Jl. Acad. Na. Sci. vi. 51;	
<i>declivis.</i> <i>Con.</i> Monog. pl. 23, f. 1	50	Obs. xi. 55	39
decoratus. <i>Lea.</i> Tr. Am. Ph. Soc. x. pl. 13,		<i>dilatata?</i> <i>Raf.</i> Monog. p. 31	61
f. 6; Obs. v. 13	29	<i>dilatatus.</i> <i>Con.</i> Monog. pl. 21	61
decumbens. <i>Lea.</i> Jl. Acad. Na. Sci. v. 87;		<i>dilatatus.</i> <i>Stud.</i> Schweizer Conch. 30	47
Obs. viii. 91	62	diluvii, f. <i>D'Orb.</i> Am. Mer. 127	65
<i>decurvatus.</i> <i>Rossm.</i> Iconog. pl. 9	47	diminutus. <i>Lea.</i> Jl. Acad. Na. Sci. iv. 254;	
dehiscens (<i>Margaritana</i>). <i>Say.</i> Am. Conch.		Obs. vii. 72	31
pl. 24	69	dimotus. <i>Lea.</i> Changed from Sumatrensis	30
Delesserti. <i>Bourg.</i> Voy. Mer. Mort. Moll.		diplodon. <i>Phili.</i> Mal. Blat. 1869, p. 46	63
77	46	discrepans. <i>Lea.</i> Jl. Acad. Na. Sci. iv. 340;	
delicatus. <i>Lea.</i> Jl. Acad. Na. Sci. vi. 58;		Obs. viii. 22	48
Obs. xi. 62	42	disculus. <i>Lea.</i> Jl. Acad. Na. Sci. v. 385;	
delodontus. <i>Lam.</i> An. sans Ver. vi. 77	46	Obs. x. 21	55
delphinulus. <i>More.</i> Test. Nov. No. 1, 31	28	discus. <i>Lea.</i> Tr. Am. Ph. Soc. vi. pl. 18,	
delphinus. <i>Gruner.</i> Arch. für Natur. 1840?		f. 57; Obs. ii. 74	50
<i>Lea</i> in Tr. Am. Ph. Soc. viii. pl. 17, f.		dispar. <i>Lea.</i> Jl. Acad. Na. Sci. iv. 329;	
35; Obs. iii. 56	28	Obs. viii. 9	45
<i>delphinus.</i> <i>Speng.</i> Seriv. Nat. Hist. iii.	59	distans. <i>Anth.</i> Am. Jl. Conch. 1865, p. 156	50
delumbis. <i>Con.</i> Fresh Water Shells, pl. 5,		distortus, f. <i>Bean.</i> Mag. N. H. ix. 376	65
f. 3	44	divaricatus. <i>Lea.</i> Tr. Am. Ph. Soc. v. pl.	
Dembeæ. <i>Reeve.</i> Conch. Icon. No. 153	63	9, f. 24; Obs. i. 176	49
Demeraraensis. <i>Lea.</i> Jl. Acad. Na. Sci. iv.		divergens. <i>Benson.</i> Jl. As. Soc. 1855	63
253; Obs. vii. 71	36	diversus. <i>Con.</i> Am. Jl. Sci. xxi. 172	63
denigratus. <i>Lea.</i> Jl. Acad. Na. Sci. iv. 200;		dolabræformis. <i>Lea.</i> Tr. Am. Ph. Soc. vi.	
Obs. vii. 18	52	pl. 24, f. 113; Obs. ii. 103	41
<i>depressa</i> (<i>Mya</i>). <i>Don.</i> Brit. Shells, iv. pl.		doliaris. <i>Lea.</i> Jl. Acad. Na. Sci. vi. 260;	
101	58	Obs. xii. 20	42
<i>depressa?</i> <i>Raf.</i> An. des Sci. Phys. v. 302	37	dollabelloides. <i>Lea.</i> Tr. Am. Ph. Soc. viii.	
<i>depressus.</i> <i>Lam.</i> An. sans Ver. vi. 79	54	pl. 15, f. 31; Obs. iii. 53	56

	PAGE		PAGE
dolobratus, f. <i>Sow.</i> Geol. Tr. 2 Ser. v. t.		ellipsis. <i>Lea.</i> Tr. Am. Ph. Soc. iii. pl. 4,	
39, f. 9	65	f. 4; Obs. i. 10	41
dolosus. <i>Lea.</i> Jl. Acad. Na. Sci. v. 75;		<i>ellipticum</i> (<i>Diplodon</i>). <i>Spix.</i> Test. Braz.	
Obs. viii. 79	61	pl. 26)	31
<i>Dombeyanus.</i> <i>Valen.</i> Humboldt's Voy. .	30	ellipticus. <i>Spix.</i> (<i>Diplodon. Spix.</i>) Synopsis	31
donaciformis. <i>Lea.</i> Tr. Am. Ph. Soc. iii.		<i>ellipticus.</i> <i>Bar.</i> Am. Jl. Sci. vi.	43
pl. 4, f. 3; Obs. i. 9	36	<i>elongatulus.</i> <i>Mühl.</i> Rossm. Icon. f. 132 .	59
Dorfeuillianus. <i>Lea.</i> Tr. Am. Ph. Soc. vi.		<i>elongatulus.</i> <i>Pfeif.</i> L. and S. Moll. pl. 8,	
pl. 17; Obs. ii. 73	33	f. 5 and 6	59
dorsatus. <i>Lea.</i> Jl. Acad. Na. Sci. vi. 300;		<i>elongatus.</i> <i>Lam.</i> An. sans Ver. vi. 70 .	69
Obs. xii. 60	37	<i>elongatus,</i> f. <i>Fisch.</i> Bronn's <i>Leth. Geogn.</i>	65
<i>dorsuosus.</i> <i>Gould.</i> Wilkes' U. S. Exp. Ex-		<i>emarginatus.</i> <i>Lea.</i> Tr. Am. Ph. Soc. v. pl.	
ped. xii. 430	30	9, f. 22; Obs. i. 174	62
<i>Douglasia.</i> <i>Gray.</i> Griffith's Cuvier, xii. 21	32	Embletoni, f. <i>Brown.</i> An. N. Hist. xii. t.	
Downiei. <i>Lea.</i> Jl. Acad. Na. Sci. iv. 210;		16, f. 9	65
Obs. vii. 28	41	Emesaensis. <i>Lea.</i> Jl. Acad. Na. Sci. vi. 254;	
Draparnaldi, f. <i>Desh.</i> —?	65	Obs. xii. 14	57
dromas. <i>Lea.</i> Tr. Am. Ph. Soc. v. pl. 10,		Emmonsii. <i>Lea.</i> Jl. Acad. Na. Sci. v. 56;	
f. 29; Obs. i. 182	34	Obs. viii. 60	60
Drouetii. <i>Dup.</i> Cat. Gall. Test.	63	encarpus. <i>Lea.</i> Jl. Acad. Na. Sci. vi. 294;	
<i>dubius.</i> <i>Fitz.</i> Syst. Verz. 119	59	Obs. xii. 54	35
Dünkerianus. <i>Lea.</i> Jl. Acad. Na. Sci. iii.		episcopalis. <i>Trist.</i> Pro. Zool. Soc. 1865 .	63
305; Obs. vi. 25	32	errans. <i>Lea.</i> Jl. Acad. Na. Sci. iv. 60;	
Durieu. <i>Desh.</i> Exp. Sci. D'Algeria, pl. 109	48	Obs. vi. 60	52
Duttonianus. <i>Lea.</i> Tr. Am. Ph. Soc. viii.		errosus. <i>Jay's Catalogue</i>	63
pl. 22, f. 50; Obs. iii. 74	57	Eseri, f. <i>Krauss.</i> Die Moll. der Tert. .	65
Dysonii. <i>Lea.</i> Jl. Acad. Na. Sci. iv. 252;		Estabrookianus. <i>Lea.</i> Tr. Am. Ph. Soc. x.	
Obs. vii. 70	35	pl. 6, f. 17; Obs. iv. 51	35
ebenus. <i>Lea.</i> Tr. Am. Ph. Soc. iv. pl. 9,		eucirrus. <i>Bourg.</i> Voy. Mer. Mort. pl. 8, f.	
f. 14; Obs. i. 94	56	4-6	46
edentulus, f. <i>Braun.</i> Dutch. Nat. 1842, p.		<i>eucyphus.</i> <i>Bourg.</i> Rev. et Mag. Zo. 1857 .	50
144	65	<i>Euphraticus.</i> <i>Bourg.</i> Voy. Mer. Mor. 75 .	72
Edgarianus. <i>Lea.</i> Tr. Am. Ph. Soc. viii.		<i>evanescens.</i> <i>Mousson.</i> Moll. von Java, 91 .	60
pl. 15, f. 52; Obs. iii. 52	39	Evansi. <i>Ad. and An.</i> Zo. Pro. 1864; Reeve,	
effulgens. <i>Lea.</i> Jl. Acad. Na. Sci. iii. 303;		No. 285	56
Obs. vi. 23	35	evitatus. <i>Lea.</i> Jl. Acad. Na. Sci. vi. 279;	
Egyptiacus. <i>Cail.</i> Voy. a Meroé, ii. pl. 61	50	Obs. xii. 39	47
Eichwaldianus, f. <i>Keyser.</i> Geol. de la Rus.		exactus. <i>Lea.</i> Jl. Acad. Na. Sci. v. 62;	
pl. 21, f. 9	65	Obs. viii. 64	43
Eightsii. <i>Lea.</i> Jl. Acad. Na. Sci. iv. 367;		excavatus. <i>Lea.</i> Jl. Acad. Na. Sci. iv. 71;	
Obs. viii. 49	29	Obs. vi. 71	37
elegans. <i>Lea.</i> Tr. Am. Ph. Soc. iv. pl. 9,		<i>excultus.</i> <i>Con.</i> Monog. pl. 54, f. 1	54
f. 13; Obs. i. 93	36	exiguus. <i>Lea.</i> Tr. Am. Ph. Soc. viii. pl. 7,	
Elliottii. <i>Lea.</i> Jl. Acad. Na. Sci. iv. 54;		f. 1; Obs. iii. 29	43
Obs. vi. 54	29	<i>exilis.</i> <i>Dunk.</i> Zeitsch. 1846; Mouss. Shells	
ellipsiformis. <i>Con.</i> Monog. pl. 34	63	of Java, t. 16, f. 3	46

	PAGE		PAGE
<i>eximius</i> . <i>Lea</i> . <i>Jl. Acad. Na. Sci.</i> iii. 294;		<i>Florentinus</i> . <i>Lea</i> . <i>Jl. Acad. Na. Sci.</i> v. 64;	
<i>Obs.</i> vi. 14	28	<i>Obs.</i> viii. 68	42
<i>exolescens</i> . <i>Gould</i> . <i>Pro. Bost. Soc. N. H.</i>		<i>Floridensis</i> . <i>Lea</i> . <i>Tr. Am. Ph. Soc.</i> x. pl.	
<i>Sep.</i> 6, 1843	51	21, f. 31; <i>Obs.</i> v. 30	62
<i>exoletus</i> , f. <i>Brown</i> . <i>An. N. Hist.</i> xii. t. 16,		<i>fluctiger</i> . <i>Lea</i> . <i>Jl. Acad. Na. Sci.</i> iv. 250;	
f. 4	65	<i>Obs.</i> vii. 68	32
<i>explicatus</i> . <i>More</i> . <i>Test. Nov. No.</i> 1, 28 .	34	<i>fluviatilis</i> . <i>Green</i> . <i>Jl. Maclurian Lyc.</i> 41 .	51
<i>extensus</i> . <i>Lea</i> . <i>Jl. Acad. Na. Sci.</i> iv. 67;		<i>Fokkesi</i> . <i>Dunk</i> . <i>Zeits.</i> 54, 1852	63
<i>Obs.</i> vi. 67	60	<i>foliaceus</i> . <i>Gould</i> . <i>Pro. Bost. Soc. Nat. Hist.</i>	
<i>faba</i> . <i>D'Orb</i> . <i>Mag. de Zool.</i> No. 62, p. 35	50	1843	62
<i>fabaceus</i> . <i>Lea</i> . <i>Jl. Acad. Na. Sci.</i> v. 90;		<i>foliatus</i> . <i>Hill</i> . <i>Am. Jl. Sci.</i> xiv.	30
<i>Obs.</i> viii. 94	46	<i>folliculatus</i> . <i>Lea</i> . <i>Tr. Am. Ph. Soc.</i> vi. pl.	
<i>fabalis</i> . <i>Lea</i> . <i>Tr. Am. Ph. Soc.</i> iv. pl. 10,		11, f. 33; <i>Obs.</i> ii. 38	57
f. 16; <i>Obs.</i> i. 96	49	<i>Foncki</i> . <i>Phili</i> . <i>Mal. Blat.</i> 1869, p. 48 .	63
<i>fallax</i> . <i>Lea</i> . <i>Jl. Acad. Na. Sci.</i> iv. 79; <i>Obs.</i>		<i>Fontainianus</i> . <i>D'Orb</i> . <i>Mag. de Zool.</i> No. 62,	
vi. 79	45	p. 36	56
<i>famelicus</i> . <i>Gould</i> . <i>Wilkes' U. S. Exp. Ex-</i>		<i>fontanus</i> . <i>Con</i> . <i>Am. Jl. Conch.</i> ii. 279 .	63
<i>ped.</i> xii. 432	54	<i>Forbeseanus</i> . <i>Lea</i> . <i>Tr. Am. Ph. Soc.</i> x.	
<i>fasciatus</i> . <i>Con</i> . <i>Monog.</i> pl. 1, f. 1	43	pl. 16, f. 17; <i>Obs.</i> v. 20	37
<i>faseiola?</i> <i>Raf</i> . <i>An. des Sci. Phys.</i> v. 299	42	<i>Foremanianus</i> . <i>Lea</i> . <i>Tr. Am. Ph. Soc.</i> viii.	
<i>fassinans</i> . <i>Lea</i> . <i>Jl. Acad. Na. Sci.</i> vi. 305;		pl. 27, f. 64; <i>Obs.</i> iii. 85	36
<i>Obs.</i> xii. 65	42	<i>formosus</i> . <i>Lea</i> . <i>Tr. Am. Ph. Soc.</i> iv. pl. 16,	
<i>fatuus</i> . <i>Lea</i> . <i>Tr. Am. Ph. Soc.</i> viii. pl. 11,		f. 41; <i>Obs.</i> i. 121	36
f. 14; <i>Obs.</i> iii. 39	61	<i>Forsheyi</i> . <i>Lea</i> . <i>Jl. Acad. Na. Sci.</i> iv. 357;	
<i>favidens</i> . <i>Bens</i> . <i>Gleanings in Science</i> , 1829,		<i>Obs.</i> viii. 39	32
and <i>An. and Mag.</i> 1862	38	<i>fragilis</i> . <i>Swain</i> . <i>Zool. Ill.</i> iii. pl. 171 .	28
<i>favosus</i> . <i>Lea</i> . <i>Jl. Acad. Na. Sci.</i> iv. 58;		<i>fragilis</i> (<i>Nüa</i>). <i>Swain</i> . <i>Zool. Ill.</i>	53
<i>Obs.</i> vi. 58	38	<i>fragosus</i> . <i>Con</i> . <i>Monog.</i> pl. 6, f. 2	33
<i>Fellmani</i> . <i>Desh</i> . <i>Exp. Sci. d'Algeria</i> , pl. 108	46	<i>fraternus</i> . <i>Lea</i> . <i>Tr. Am. Ph. Soc.</i> x. pl. 16,	
<i>Ferussacianus</i> . <i>Lea</i> . <i>Described in Note to</i>		f. 15; <i>Obs.</i> v. 19	51
<i>Emesaensis</i>	46	<i>fucatus</i> . <i>Lea</i> . <i>Jl. Acad. Na. Sci.</i> iv. 353;	
<i>fibuloides</i> . <i>Lea</i> . <i>Jl. Acad. Na. Sci.</i> iv. pl.		<i>Obs.</i> viii. 35	43
28, f. 100; <i>Obs.</i> vii. 37	56	<i>fulgidus</i> . <i>Lea</i> . <i>Tr. Am. Ph. Soc.</i> x. pl. 4,	
<i>firmus</i> . <i>Lea</i> . <i>Jl. Acad. Na. Sci.</i> vi. 267;		f. 10; <i>Obs.</i> iv. 47	38
<i>Obs.</i> xii. 27	45	<i>fuliginosus</i> . <i>Lea</i> . <i>Tr. Am. Ph. Soc.</i> x. pl.	
<i>Fisherianus</i> . <i>Lea</i> . <i>Tr. Am. Ph. Soc.</i> vi. pl.		17, f. 19; <i>Obs.</i> iv. 52	53
4, f. 8; <i>Obs.</i> ii. 8	60	<i>fuligo</i> . <i>Reeve</i> . <i>Conch. Icon.</i> No. 154 .	63
<i>flabellatus</i> , f. <i>Goldf</i> . <i>Bronn. Petrif.</i> ii. 182	65	<i>fulmineus</i> . <i>Phili</i> . <i>Conch.</i> iii. 46	31
<i>flabellifer</i> , f. <i>Noul</i> . <i>Grat. Moll.</i> 48	65	<i>fulvus</i> . <i>Lea</i> . <i>Tr. Am. Ph. Soc.</i> v. pl. 13,	
<i>flavescens</i> . <i>Lea</i> . <i>Tr. Am. Ph. Soc.</i> x. pl. 3,		f. 39; <i>Obs.</i> i. 208	54
f. 9; <i>Obs.</i> iv. 46	43	<i>fumatus</i> . <i>Lea</i> . <i>Jl. Acad. Na. Sci.</i> iv. 88;	
<i>flavicans</i> . <i>Vid</i> . <i>Separatabdruck</i> , 1856, p. 76	63	<i>Obs.</i> vi. 88	52
<i>flavidulus</i> . <i>Lea</i> . <i>Jl. Acad. Na. Sci.</i> v. 97;		<i>funeralis</i> . <i>Lea</i> . <i>Jl. Acad. Na. Sci.</i> v. 378;	
<i>Obs.</i> viii. 101	40	<i>Obs.</i> x. 14	55
<i>flavus</i> . <i>Con</i> . <i>Monog.</i> pl. 41, f. 2	37	<i>furvus</i> . <i>Con</i> . <i>Fresh Water Shells</i> , pl. 6,	
<i>flexuosus?</i> <i>Con</i> . <i>Monog.</i> pl. 4	30	f. 3	63

	PAGE		PAGE
<i>fuscatus</i> . <i>Lea</i> . Tr. Am. Ph. Soc. ix. pl. 40, f. 4; Obs. iv. 35	48	<i>gibbosus</i> . <i>Con</i> . Monog. pl. 27, f. 1	34
<i>fuscus</i> . <i>Mühl</i> . Rossm. Icon. pl. 15	47	<i>gibbosus?</i> <i>Raf</i> . An. des Sci. Phys. v. 315	34
<i>fuscus</i> . <i>Ziegl</i> . <i>Pfeiff?</i>	47	Gibbsii, f. <i>Forbes</i> . Rec. Scien. ii. t. 2, p. 6	65
Gabbianus. <i>Lea</i> . Jl. Acad. Na. Sci. vi. 295; Obs. xii. 55	35	<i>gibbus</i> . <i>Speng</i> . Skriv. Nat. Hist. iii.	63
Gabonensis. <i>Küst</i> . Mar. & Chem. No. 312	47	<i>gigas</i> (<i>Lymanadia</i>). <i>Swain</i> . Malac. 265, 378	28
<i>Gaditana</i> (<i>Mya</i>). <i>Lin</i> . Syst. Nat. 3221	31	<i>glaber</i> . <i>Lea</i> . Tr. Am. Ph. Soc. vi. pl. 10, f. 29; Obs. ii. 34	48
Galloprovincialis, f. <i>Mathe</i> . Cab. 168	65	<i>glabrata</i> . <i>Lam</i> . An. sans Ver. vi. 75	51
gangrenosus. <i>Schmidt</i> . Bull. Imp. N. H. Moscow	63	<i>glandaceus</i> . <i>Lea</i> . Jl. Acad. Na. Sci. v. 77; Obs. viii. 81	38
Gardannensis, f. <i>Mathe</i> . Cat. 170	65	<i>glans</i> . <i>Lea</i> . Tr. Am. Ph. Soc. iv. pl. 8, f. 12; Obs. i. 92	49
<i>Gargottæ</i> . <i>Phil</i> . Moll. Sicil. i. 66	60	<i>glaucinus</i> . <i>Ziegl</i> . Porro. Malac. 115	63
<i>Gassiesii</i> . <i>Grat</i> . MSS. label	53	<i>glebulus</i> . <i>Say</i> . Transyl. Jl. iv. 1831, and Am. Conch. pl. 34	55
Gastonensis. <i>Lea</i> . Jl. Acad. Na. Sci. vi. 20; Obs. xi. 24	51	<i>globosa</i> (<i>Symp</i> .) <i>Lea</i> . Tr. Am. Ph. Soc. v. pl. 4, f. 12; Obs. i. 153	42
Gaudichaudii. <i>Eyd</i> . Mag. Zool. 1838, pl. 118	50	Goascoranensis. <i>Lea</i> . Jl. Acad. Na. Sci. iv. 258; Obs. vii. 76	45
Geddingsianus. <i>Lea</i> . Tr. Am. Ph. Soc. viii. pl. 11, f. 15; Obs. iii. 40	53	Gontierii. <i>Bourg</i> . Rev. et Mag. Zo. 1857	44
<i>geminus</i> . <i>Lea</i> . Jl. Acad. Na. Sci. iv. 63; Obs. vi. 63	41	Gouldii. <i>Lea</i> . Tr. Am. Ph. Soc. x. pl. 6, f. 16; Obs. iv. 50	46
<i>generosus</i> . <i>Gould</i> . Pro. Bost. Soc. Nat. Hist. Nov. 1850	29	<i>Gouldianus</i> . <i>Ward</i> . Jay's Cat.	56
Genthii. <i>Lea</i> . Jl. Acad. Na. Sci. v. 57; Obs. viii. 61	41	<i>gracilentus</i> . <i>Lea</i> . Jl. Acad. Na. Sci. viii. 58; Obs. viii. 62	60
<i>genuinus</i> . <i>Lea</i> . Jl. Acad. Na. Sci. vi. 305; Obs. xii. 64	45	<i>gracilior</i> . <i>Lea</i> . Jl. Acad. Na. Sci. iv. 56; Obs. vi. 56	45
<i>geometricus</i> . <i>Lea</i> . Tr. Am. Ph. Soc. v. pl. 4, f. 10; Obs. i. 150	54	<i>gracilis</i> . <i>Barnes</i> . Am. Jl. Sci. vi.	28
Georgianus. <i>Lea</i> . Tr. Am. Ph. Soc. viii. pl. 21, f. 49; Obs. iii. 73	42	<i>gracilis</i> (<i>Metap</i> .) <i>Stimp</i> . Moll. N. Eng. 14	29
<i>Georgina</i> . <i>Lam</i> . An. sans Ver. vi. pl. 74	51	<i>gracilis</i> (<i>Symp</i> .) <i>Lea</i> . Tr. Am. Ph. Soc. iii. 452; Obs. i. 66	28
<i>Gerbidoni</i> . <i>Eyd</i> . Mag. Zool. 1838, pl. 118	47	<i>Graellsianus</i> . <i>Bourg</i> . Rev. et Mag. 1865	59
Gerhardtii. <i>Lea</i> . Jl. Acad. Na. Sci. v. 208; Obs. ix. 30	35	Granadensis. <i>Lea</i> . Jl. Acad. Na. Sci. vi. 293; Obs. xii. 53	35
<i>germanus</i> . <i>Lea</i> . Jl. Acad. Na. Sci. vi. 49; Obs. xi. 53	49	<i>grandensis</i> . <i>Con</i> . Pro. Acad. Na. Sci. Jan. 30, 1855	63
<i>gibba</i> . <i>Mühl</i> . Rossm. Icon. f. 20	47	<i>grandidens</i> . <i>Lea</i> . Jl. Acad. Na. Sci. v. 205; Obs. ix. 27	34
<i>gibber</i> . <i>Lea</i> . Tr. Am. Ph. Soc. vi. pl. 10, f. 30; Obs. ii. 35	37	<i>grandis</i> , f. <i>Held</i> . <i>Bronn</i> . Zeits. Württ. 80	65
Gibbesianus. <i>Lea</i> . Tr. Am. Ph. Soc. x. pl. 12, f. 2; Obs. v. 10	54	<i>graniferus</i> . <i>Lea</i> . Tr. Am. Ph. Soc. vi. pl. 19, f. 60; Obs. ii. 69	34
<i>gibbosa</i> (<i>Mya</i>). <i>Eat</i> . Zool. Text Book, 220	61	<i>graniger</i> . <i>Ziegl</i> . Schmidt Conch. 26	59
<i>gibbosus</i> . <i>Bar</i> . Am. Jl. Sci. vi.	61	<i>granosus</i> . <i>Brug</i> . Jl. de l'Hist. Nat. i.	34
<i>gibbosus</i> . <i>Küst</i> . Cab. ix. 28	40	<i>granosus</i> . <i>Schum</i> . Nov. Syst. pl. 11, f. 1	54
		<i>granosus</i> , f. <i>S. Wood</i> . Crag. Moll. ii. 98	65

	PAGE		PAGE
granulatus. <i>Lea.</i> Jl. Acad. Na. Sci. vi. 48;		<i>heros.</i> <i>Say.</i> Dissem. 1829	29
Obs. xi. 52	49	<i>heterodon.</i> <i>Lea.</i> Tr. Am. Ph. Soc. iii. pl. 8,	
granuliferus. <i>Dunker.</i> Menke's Zeits. 1848,		f. 11; Obs. i. 42	36
p. 182	63	<i>hians</i> (<i>Margar.</i>) <i>Valen.</i> Rec. d'Obs. Zool.	
gratiosus. <i>Phil.</i> Conch. i. 20	32	pl. 54, f. 2	68
gratus. <i>Lea.</i> Jl. Acad. Na. Sci. v. 382;		<i>Higginsii.</i> <i>Lea.</i> Jl. Acad. Na. Sci. v. 188;	
Obs. x. 18	56	Obs. ix. 10	41
gravidus. <i>Lea.</i> Jl. Acad. Na. Sci. iii. 292;		<i>Hildrethianus</i> (<i>Margar.</i>) <i>Lea.</i> Tr. Am. Ph.	
Obs. vi. 12	28	Soc. v. pl. 3, f. 8; Obs. i. 148	69
<i>gravis</i> (<i>Mya</i>). <i>Wood.</i> Index Test. Supp. f. 6	43	<i>hippopæus.</i> <i>Lea.</i> Tr. Am. Ph. Soc. x. pl. 1,	
<i>Grayanus.</i> <i>Lea.</i> Tr. Am. Ph. Soc. v. pl. 9,		f. 1; Obs. iv. pl. 41	31
f. 26; Obs. i. 178	32	<i>Hispanicus.</i> <i>Moquin.</i> Rossm. Icon. ii. pl. 56	48
<i>Greenii.</i> <i>Con.</i> Fr. Water Shells, pl. 4, f. 1	42	<i>Hjalmarsoni.</i> <i>Dunk.</i> Malak. Blatt, 1858	63
<i>Grelloisianus.</i> <i>Bourg.</i> Rev. et Mag. 1856,		<i>Hochstetterii.</i> <i>Krauss.</i> Peter's Mocr. vii. 10	63
p. 71	44	<i>Holstonensis.</i> <i>Lea.</i> Tr. Am. Ph. Soc. viii.	
<i>Griffithianus.</i> <i>Lea.</i> Tr. Am. Ph. Soc. v.		pl. 15, f. 27; Obs. iii. 50	38
pl. 15, f. 46; Obs. i. 215	52	<i>Homsensis.</i> <i>Lea.</i> Jl. Acad. Na. Sci. vi. 249;	
<i>Grœnlandicus.</i> <i>Schröt.</i> Flusseconch. 181 .	63	Obs. xii. 9	31
<i>Gualterii,</i> f. <i>Fit.</i> Sow. M. Ch. iv. 179 .	65	<i>Hopetonensis.</i> <i>Lea.</i> Tr. Am. Ph. Soc. vi.	
<i>Guaranianus.</i> <i>D'Orb.</i> Mag. de Zool. No.		pl. 9, f. 24; Obs. ii. 29	51
62, p. 37	31	<i>Housei.</i> <i>Lea.</i> Jl. Acad. Na. Sci. iii. 291;	
<i>gubernaculum.</i> <i>Reeve.</i> Conch. Icon. No. 146	34	Obs. vi. 11	28
<i>Gundlachi.</i> <i>Dunk.</i> Malak. Blatt, 1858 .	35	<i>Houstonensis.</i> <i>Lea.</i> Jl. Acad. Na. Sci. iv.	
<i>Haleianus.</i> <i>Lea.</i> Tr. Am. Ph. Soc. viii.		358; Obs. viii. 40	55
pl. 27, f. 63; Obs. iii. 85	49	<i>Hubbardii,</i> f. <i>Gabb.</i> Calif. Survey, ii. 190	65
<i>Hainesianus.</i> Jl. Acad. Na. Sci. iii. 289;		<i>Hueti.</i> <i>Bourg.</i> Rev. et Mag. Zool. 1855,	
Obs. vi. 9	28	332	63
<i>Hallenbeckii.</i> <i>Lea.</i> Jl. Acad. Na. Sci. iv.		<i>humerosoides,</i> f. <i>Lea.</i> Pro. Acad. Na. Sci.	
328; Obs. viii. 10	52	1868, 163	65
<i>Hanleyanus.</i> <i>Lea.</i> Tr. Am. Ph. Soc. x.		<i>humerosus.</i> <i>Lea.</i> Jl. Acad. Na. Sci. vi.	
pl. 23, f. 37; Obs. v. 35	40	301; Obs. xii. 61	51
<i>Hartmanianus.</i> <i>Lea.</i> Jl. Acad. Na. Sci. v.		<i>humilis.</i> <i>Lea.</i> Jl. Acad. Na. Sci. iii. 296;	
73; Obs. viii. 77	38	Obs. vi. 16	32
<i>Haydeni,</i> f. <i>Meek.</i> Pro. Acad. Na. Sci. 1860	65	<i>Hunteri,</i> f. <i>Hislop.</i> Jl. Geo. Soc. xvi. 174	65
<i>Haysianus.</i> <i>Lea.</i> Tr. Am. Ph. Soc. v. pl.		<i>hyalinus.</i> <i>Lea.</i> Tr. Am. Ph. Soc. x. pl. 2,	
3, f. 7; Obs. i. 147	41	f. 4; Obs. iv. 43	62
<i>Hazlehurstianus.</i> <i>Lea.</i> Jl. Acad. Na. Sci.		<i>hybridus,</i> f. <i>Sow.</i> Min. Conch. ii. 123 .	65
iv. 211; Obs. vii. 29	60	<i>Hydianus.</i> <i>Lea.</i> Tr. Am. Ph. Soc. vi. pl. 6,	
<i>hebes.</i> <i>Lea.</i> Tr. Am. Ph. Soc. x. pl. 18,		f. 14; Obs. ii. 14	44
f. 21; Obs. v. 23	51	<i>hylæus.</i> <i>D'Orb.</i> Mag. de Zool. No. 62, p. 36	31
<i>hebetatus.</i> <i>Con.</i> Jl. Acad. Na. Sci. ii. 296	38	<i>ianthinus.</i> <i>Phil.</i> Mal. Blat. 1869, p. 46 .	63
<i>Heermannii.</i> <i>Lea.</i> Jl. Acad. Na. Sci. v.		<i>icterinus.</i> <i>Con.</i> Fr. Wat. Shells, pl. 6, f. 5	54
195; Obs. ix. 16	28	<i>imbricatus,</i> f. <i>Hislop.</i> Jl. Geo. Soc. xvi. .	65
<i>Hembeli.</i> <i>Con.</i> Monog. pl. 51, f. 1	32	<i>imbricatus.</i> <i>Mörch.</i> Peter's Mocr. vii. 170	63
<i>hepaticus.</i> <i>Lea.</i> Jl. Acad. Na. Sci. iv. 348;		<i>imperialis.</i> <i>More.</i> Rev. et Mag. Zool. 1862	28
Obs. viii. 30	52	<i>incerta,</i> f. <i>M. de Serr.</i> Grat. Moll. 48 .	65

	PAGE		PAGE
<i>incrassatus</i> . <i>Lea</i> . Tr. Am. Ph. Soc. viii. pl. 16, f. 34; Obs. iii. 55	37	<i>Jacobæus</i> . <i>Phili</i> . Mal. Blat. 1869, p. 44	63
<i>incurvus</i> . <i>Lea</i> . Tr. Am. Ph. Soc. iv. pl. 13, f. 27; Obs. i. 107	54	<i>Jacqueminii</i> . <i>Dup</i> . Cat. Extra Gall. Test.	63
<i>incurvus</i> , f. <i>S. Wood</i> . Crag. Moll. ii. 98	65	<i>Jamesianus</i> . <i>Lea</i> . Jl. Acad. Na. Sci. iv. 52; Obs. vi. 52	50
<i>Indicus</i> . <i>Sow</i> . Conch. Icon. No. 322	31	<i>Japanensis</i> . <i>Lea</i> . Jl. Acad. Na. Sci. iv. 244; Obs. vii. 62	31
<i>indefinitus</i> . <i>Lea</i> . Jl. Acad. Na. Sci. vi. 15; Obs. xi. 19	51	<i>jaspideus</i> (Mono?). <i>Hupé</i> . An. Neuv. et R. 17, f. 2	37
<i>ineptus</i> . <i>Lea</i> . Tr. Am. Ph. Soc. x. pl. 15, f. 12; Obs. v. 17	50	<i>Javanus</i> . <i>Lea</i> . Tr. Am. Ph. Soc. viii. pl. 18, f. 37; Obs. iii. 58	46
<i>inflatus</i> . <i>Lea</i> . Tr. Am. Ph. Soc. iv. pl. 14, f. 28; Obs. i. 109	28	<i>Jayanus</i> . <i>Lea</i> . Tr. Am. Ph. Soc. vi. pl. 9, f. 23; Obs. ii. 28	60
<i>inflatus</i> . <i>Bar</i> . Am. Jl. Sci. v. 6		<i>jejunus</i> . <i>Lea</i> . Tr. Am. Ph. Soc. vi. pl. 4, f. 9; Obs. ii. 9	51
<i>inflatus</i> . <i>Stud</i> . Schweizer Conch. 30	59	<i>Jenkinsianus</i> . <i>Bens</i> . An. and Mag. 1863	63
<i>infucatus</i> . <i>Con</i> . New Fr. Water Shells, pl. 3, f. 2	30	<i>Jewettii</i> . <i>Lea</i> . Jl. Acad. Na. Sci. vi. 276; Obs. xii. 36	51
<i>Ingallsianus</i> . <i>Lea</i> . Tr. Am. Ph. Soc. x. pl. 24, f. 41; Obs. v. 38	58	<i>Johannis</i> . <i>Lea</i> . Jl. Acad. Na. Sci. iv. 343; Obs. viii. 25	41
<i>inornatus</i> . <i>Lea</i> . Jl. Acad. Na. Sci. iii. 292; Obs. vi. 13	47	<i>Jonesii</i> . <i>Lea</i> . Jl. Acad. Na. Sci. iv. 340; Obs. viii. 21	48
<i>inornatus</i> . <i>Han</i> . <i>Reeve</i> . Icon. No. 147	46	<i>Jordanicus</i> . <i>Bourg</i> . Rev. et Mag. 1856, p. 78	44
<i>instructus</i> . <i>Lea</i> . Jl. Acad. Na. Sci. v. 82; Obs. viii. 86	38	<i>Juliani</i> . <i>Rang</i> . An. de Mus. iv. 307	63
<i>insulsus</i> . <i>Lea</i> . Jl. Acad. Na. Sci. v. 53; Obs. viii. 57	53	<i>Keraudreni</i> . <i>Eyd</i> . Mag. de Zool. 1838, pl. 118, f. 1	46
<i>intermedius</i> . <i>Con</i> . Monog. pl. 35, f. 2	33	<i>Kienerianus</i> . <i>Lea</i> . Tr. Am. Ph. Soc. x. pl. 23, f. 40; Obs. v. 37	34
<i>interruptus</i> . <i>Lea</i> . Tr. Am. Ph. Soc. vi. pl. 6, f. 15; Obs. ii. 15	43	<i>Kirchbergensis</i> , f. <i>Krauss</i> . Die Moll. der Ter.	41
<i>interruptus</i> . <i>Con</i> . Monog. pl. 48	50	<i>Kirkii</i> . <i>Lea</i> . Jl. Acad. Na. Sci. vi. 32; Obs. xi. 36	30
<i>interruptus</i> . <i>Say</i> . Transyl. Jl. iv. 1831; Am. Conch. pl. 33	31	<i>Kirtlandianus</i> . <i>Lea</i> . Tr. Am. Ph. Soc. v. pl. 14, f. 41; Obs. i. 210	56
<i>intercedens</i> . <i>Lea</i> . Jl. Acad. Na. Sci. iv. 77; Obs. vi. 77	45	<i>Kleinianus</i> . <i>Lea</i> . Tr. Am. Ph. Soc. x. pl. 17, f. 18; Obs. v. 21	30
<i>interventus</i> . <i>Lea</i> . Jl. Acad. Na. Sci. v. 84; Obs. viii. 88	40	<i>Kraussii</i> . <i>Lea</i> . (<i>Castalia sulcata</i> , <i>Krauss</i> .) Pro. Acad. Na. Sci. vi. 376	23
<i>inusitatis</i> . <i>Lea</i> . Jl. Acad. Na. Sci. iv. 333; Obs. viii. 15	51	<i>Kullethensis</i> . <i>Lea</i> . Jl. Acad. Na. Sci. vi. 251; Obs. xii. 11	53
<i>involutus</i> . <i>Bens</i> . Wood's Index, pl. 23	37	<i>Kurrii</i> . <i>Küst</i> . —?	48
<i>involutus</i> . <i>Han</i> . <i>Reeve</i> . Icon. No. 177	49	<i>Labacensis</i> . <i>Zieg</i> . Rossm. Icon. No. 2, p. 21	47
<i>iridescens</i> . <i>Con</i> . Cover of Monog. No. 11	63	<i>lacaziana</i> , f. <i>Drap</i> . Grat. Moll. 48	41
<i>iris</i> . <i>Lea</i> . Tr. Am. Ph. Soc. iii. pl. 11, f. 18; Obs. i. 53	60	<i>lacrymosus</i> . <i>Lea</i> . Tr. Am. Ph. Soc. iii. pl. 6, f. 8; Obs. i. 14	32
<i>irrasus</i> . <i>Lea</i> . Jl. Acad. Na. Sci. v. 91; Obs. viii. 95	38	<i>lacteolus</i> . <i>D'Orb</i> . Mag. de Zool. 1835, p. 34	46
<i>irroratus</i> . <i>Lea</i> . Tr. Am. Ph. Soc. iii. pl. 5, f. 5; Obs. i. 11	34		

	PAGE		PAGE
<i>lacteolus</i> . <i>Lea</i> . Tr. Am. Ph. Soc. v. pl. 8, f. 19; Obs. i. 152	46	<i>Leiomma</i> . <i>Ben</i> . An. & Mag. 1862	63
<i>levigatus</i> . <i>Küst</i> . Conch. Cab.	59	<i>lemovicense</i> . <i>Fer</i> . —?	59
<i>laevirostris</i> . <i>Ben</i> . An. and Mag. 1862	63	<i>lenior</i> . <i>Lea</i> . Tr. Am. Ph. Soc. viii. pl. 12, f. 18; Obs. iii. 42	62
<i>laevis</i> (<i>Allorisma</i>), f. <i>Eichw</i> . Thier. p. 12	65	<i>lenis</i> . <i>Con</i> . Monog. pl. 58, f. 2	41
<i>laevissima</i> . <i>Desh</i> . An. sans Ver. vi.	28	<i>lens</i> . <i>Lea</i> . Tr. Am. Ph. Soc. iv. pl. 8, f. 10; Obs. i. 90	55
<i>laevissima</i> (<i>Symph</i>) <i>Lea</i> . Tr. Am. Ph. Soc. iii. pl. 13, f. 23; Obs. i. 58	28	<i>lepidior</i> . <i>Lea</i> . Jl. Acad. Na. Sci. v. 389; Obs. x. 25	53
<i>laevissimus</i> . <i>Lea</i> . Tr. Am. Ph. Soc. iii. pl. 13, f. 23; Obs. x. 61	28	<i>lepidus</i> . <i>Gould</i> . Pro. Bost. S. N. H. vi. 15	39
<i>Lamarckianus</i> . <i>Lea</i> . Tr. Am. Ph. Soc. x. pl. 17, f. 20; Obs. v. 22	34	<i>leprosus</i> . <i>Miles</i> . Geol. Sur. Mich. 248	35
<i>lamellatus</i> . <i>Lea</i> . Tr. Am. Ph. Soc. vi. pl. 6, f. 16; Obs. ii. 19	46	<i>leptodon</i> . <i>Con</i> . Monog. pl. 33	61
<i>Lampreyanus</i> . <i>Baird & Ad</i> . Pro. Zool. Soc. 1867	30	<i>Lesleyi</i> . <i>Lea</i> . Jl. Acad. Na. Sci. iv. 352; Obs. viii. 34	40
<i>lanceolatus</i> . <i>Lea</i> . Tr. Am. Ph. Soc. iii. pl. 3, f. 2; Obs. i. 8	57	<i>Lesueurianus</i> . <i>Lea</i> . Tr. Am. Ph. Soc. viii. pl. 8, f. 6; Obs. iii. 33	56
<i>Landbeckii</i> . <i>Phili</i> . Mal. Blat. 1869, 45	63	<i>Levedensis</i> , f. (<i>Pachyodon</i>). <i>Brown</i> . An. N. Hist. xii. t. 16, f. 8	65
<i>Laonensis</i> . <i>Lea</i> . Jl. Acad. Na. Sci. vi. 63; Obs. xi. 67	62	<i>Lewisii</i> . <i>Lea</i> . Jl. Acad. Na. Sci. v. 71; Obs. viii. 75	56
<i>lapillus</i> . <i>Say</i> . Am. Conch. pl. 41	49	<i>liasinus</i> , f. <i>Schüb</i> . Zieten Table, 233	65
<i>Largillierti</i> . <i>Phili</i> . Menke Zeits. 1847, p. 94	63	<i>Liebmanni</i> . <i>Phili</i> . Menke's Zeits. 1847, and Conch. iii. 27	48
<i>Lartetii</i> , f. <i>Noul</i> . Grat. Moll. 48	65	<i>lienosus</i> . <i>Con</i> . Am. Jl. Sci. xxv. pl. 1, f. 4, and Monog. p. 91	45
<i>latecostatus</i> . <i>Lea</i> . Tr. Am. Ph. Soc. x. pl. 1, f. 2; Obs. iv. 42	31	<i>ligamentina</i> . <i>Desh</i> . An. sans Ver. 2 ed.	42
<i>lateralis</i> , f. <i>Brown</i> . An. N. Hist. xii. t. 15, f. 3	65	<i>ligamentinus</i> . <i>Lam</i> . An. sans Ver. vi. 72	43
<i>latiplicatus</i> , f. <i>Noul</i> . Grat. Moll. 48	65	<i>ligamentoides</i> , f. <i>Lea</i> . Pro. Acad. Na. Sci. .1868, p. 164	65
<i>latiradiatus</i> . <i>Con</i> . Monog. p. 96	27	<i>ligula</i> . <i>Mousson</i> . Moll. von Java, 94	63
<i>latirostris</i> . <i>Küst</i> . Conch. Cab. 86	59	<i>Limagæ</i> . <i>Bouil</i> . Bouil. Cal. 81	58
<i>latissimus</i> . <i>Sow</i> . Conch. Icon. 337	40	<i>limatulus</i> . <i>Con</i> . Jl. Acad. Na. Sci. i. 276	52
<i>latus</i> . <i>Lea</i> . Jl. Acad. Na. Sci. iv. 334; Obs. viii. 16	57	<i>limosus</i> . <i>Nilss</i> . Hist. Moll. Sues. 110	59
<i>Lavateri</i> , f. <i>Goldf</i> . Petr. ii. 182	65	<i>Lincecumii</i> . <i>Lea</i> . Jl. Acad. Na. Sci. vi. 312; Obs. vi. 72	31
<i>Layardii</i> . <i>Lea</i> . Jl. Acad. Na. Sci. iv. 243; Obs. vii. 61	46	<i>Lindsleyi</i> . <i>Lea</i> . Jl. Acad. Na. Sci. iv. 351; Obs. viii. 33	43
<i>Laymontianus</i> , f. <i>Noul</i> . Grat. Moll. 48	65	<i>lineatus</i> . <i>Lea</i> . Tr. Am. Ph. Soc. viii. pl. 12, f. 20; Obs. iii. 44	41
<i>Lazarus</i> . <i>Lea</i> . Tr. Am. Ph. Soc. x. pl. 14, f. 9; Obs. v. 15	62	<i>lineolatus</i> . <i>Say</i> . Am. Conch. pl. 68	37
<i>Leaii</i> . <i>Gray</i> . Griffith's Cuvier, xii. 21, and <i>Ben</i> . Jl. As. Soc. 1855	34	<i>linguæformis</i> . <i>Lea</i> . Jl. Am. Ph. Soc. iv. 345; Obs. viii. 27	48
<i>Lecontianus</i> . <i>Lea</i> . Tr. Am. Ph. Soc. vi. pl. 12, f. 36; Obs. ii. 40	41	<i>liratus</i> . Shuttsworth's label. Haines' Cat.	30
<i>Leibii</i> . <i>Lea</i> . Jl. Acad. Na. Sci. vi. 44; Obs. xi. 48	36	<i>Listeri</i> , f. <i>Sow</i> . Min. Conch. ii. pl. 23	65
		<i>lithophagus</i> . <i>Ziegl</i>	58
		<i>litoralis</i> . <i>Lam</i> . An. sans Ver. vi. 76	54

	PAGE		PAGE
<i>litoralis</i> , f. <i>Drap.</i> Mag. N. H. 1833, p. 41	65	<i>Mardinensis</i> . <i>Lea.</i> Jl. Acad. Na. Sci. vi. 252;	
<i>Livingstonensis</i> . <i>Lea.</i> Jl. Acad. Na. Sci. vi.		Obs. xii. 12	53
14; Obs. xi. 18	52	<i>margaritacea</i> . <i>Drap.</i> Moll. pl. 10	62
<i>lobata</i> . <i>De Cr. and Jan.</i> Cat. Collectionum	59	<i>margaritica</i> . <i>Klein.</i> Meth. Ostrac. 145	59
<i>locellus</i> . <i>Lea.</i> Jl. Acad. Na. Sci. vi. 264;		<i>margaritiferus</i> . <i>Drap.</i> Hist. Moll. pl. 10	63
Obs. xii. 24	47	<i>margaritiferus</i> , f. <i>Hörn.</i> <i>Bronn.</i>	65
<i>longidentatus</i> . <i>Anton.</i> Verz. der Conch.	63	<i>marginalis</i> . <i>Lam.</i> An. sans Ver. vi. 79	60
<i>longirostris</i> . <i>Ziegl.</i> Rossm. Icon. pl. 14	59	<i>marginis</i> . <i>Lea.</i> Jl. Acad. Na. Sci. vi. 255;	
<i>Long-thick-horse-muscle</i> . <i>Petiv.</i> Gazophy. vi.	59	Obs. xii. 15	49
<i>longus</i> . <i>Phil.</i> Mal. Blat. 1869, p. 44	63	<i>Martinii</i> , f. <i>Fit.</i> Sow. Mu. C. iv. 179	65
<i>lucidus</i> . <i>Lea.</i> Jl. Acad. Na. Sci. vi. 9; Obs.		<i>Masoni</i> . <i>Con.</i> Fr. Wat. Shells, pl. 5, f. 2	55
xi. 13	48	<i>Massini</i> . <i>More.</i> Jl. de Conch. 1864, p. 288	63
<i>lugubris</i> . <i>Lea.</i> Tr. Am. Ph. Soc. vi. pl. 9,		<i>Matoniana</i> (<i>Myt.</i>) <i>D'Orb.</i> Mag. de Zool. No.	
f. 25; Obs. ii. 30	53	62, p. 35	56
<i>lugubris</i> . <i>Say.</i> Am. Conch. pl. 43	61	<i>Mauritanus</i> . <i>Lea.</i> Jl. Acad. Na. Sci. iv. 257;	
<i>lunulifer</i> . <i>Bourg.</i> Rev. et Mag. 1856, p. 71	37	Obs. vii. 75	42
<i>luridus</i> . <i>Lea.</i> Tr. Am. Ph. Soc. x. pl. 20,		<i>Mecklenbergensis</i> . <i>Lea.</i> Jl. Acad. Na. Sci.	
f. 29; Obs. v. 29	48	vi. 17; Obs. xi. 21	51
<i>luteolus</i> . <i>Con.</i> Monog. pl. 23	42	<i>Medellinus</i> . <i>Lea.</i> Tr. Am. Ph. Soc. vi. pl.	
<i>luteolus</i> . <i>Lam.</i> An. sans Ver. vi. 79	44	12, f. 34; Obs. ii. 34	45
<i>luteus</i> . <i>Lea.</i> Jl. Acad. Na. Sci. iii. 291;		<i>mediocris</i> . <i>Lea.</i> Jl. Acad. Na. Sci. vi. 24;	
Obs. vi. 11	46	Obs. xi. 28	52
<i>lutulentus</i> . <i>Gould.</i> Wilkes' U. S. Exp. xii.		<i>medius</i> . <i>Lea.</i> Jl. Acad. Na. Sci. v. 78;	
428	52	Obs. viii. 82	40
<i>Lyonii</i> . <i>Lea.</i> Jl. Acad. Na. Sci. vi. 259;		<i>megapterus</i> . <i>More.</i> Jl. de Conch. 1864, p. 159	63
Obs. xii. 19	56	<i>melinus</i> . <i>Con.</i> Monog. pl. 55, f. 1	44
<i>Maccarthyianus</i> . <i>Bourg.</i> Moll. Nouv. 221	63	<i>melleus</i> . <i>Lea.</i> Jl. Acad. Na. Sci. iv. 250;	
<i>macer</i> . <i>Lea.</i> Jl. Acad. Na. Sci. v. 202; Obs.		Obs. vii. 68	35
ix. 24	51	<i>membranaceus</i> (<i>Myt.</i>) <i>Mat.</i> Linn. Trans. x.	
<i>macilentus</i> . <i>Ben.</i> An. & Mag. 1862	63	pl. 24	55
<i>Maconensis</i> . <i>Lea.</i> Jl. Acad. Na. Sci. iv. 93;		<i>Menkei</i> , f. <i>Koch & D.</i> Beitr. Ool. pl. 7, f. 1	65
Obs. vi. 93	60	<i>Menkianus</i> . <i>Lea.</i> Tr. Am. Ph. Soc. vi. pl.	
<i>macrodon</i> . <i>Lea.</i> Jl. Acad. Na. Sci. v. 193;		19, f. 59; Obs. ii. 76	43
Obs. ix. 15	37	<i>Menzieni</i> . <i>Gray</i> —?	46
<i>macropterus</i> . <i>Dunk.</i> Zeits. Mal. 1846, p. 109	28	<i>Mercerii</i> . <i>Lea.</i> Jl. Acad. Na. Sci. v. 209;	
<i>maculatus</i> . <i>Con.</i> Fr. Wat. Shells, pl. 4, f. 4	38	Obs. ix. 31	61
<i>Malcolmsonii</i> , f. <i>Hislop.</i> Jl. Geo. Soc. xvi.		<i>merdiger</i> . <i>Reeve.</i> Conch. Icon. No. 145	63
174	65	<i>merdiger</i> . <i>Walsh.</i> Jay's Cat.	48
<i>mamillalus</i> , f. <i>Hislop.</i> Jl. Geo. Soc. xvi. 175	65	<i>Meridithii</i> . <i>Lea.</i> Jl. Acad. Na. Sci. v. 65;	
<i>manca</i> . <i>Lam.</i> An. sans Ver. vi. 80	59	Obs. viii. 69	35
<i>Mandarinus</i> . <i>More.</i> Jl. de Conch. 1865, p.		<i>Merodabensis</i> . <i>V. dem Busch.</i> Conch. Cab.	63
19	32	<i>mcrus</i> . <i>Lea.</i> Tr. Am. Ph. Soc. x. pl. 15, f.	
<i>Mandelslohi</i> , f. <i>Dunk.</i> Palæontologia, iv. 21	65	10; Obs. v. 16	54
<i>Mantelli</i> , f. <i>Fit.</i> Sow. Min. Conch. vi. 189	65	<i>metallicus</i> . <i>Say.</i> Dissem. 1831	61
<i>manubius</i> . <i>Gould.</i> Pro. Bos. Soc. Nat. Hist.		<i>metanevra</i> (<i>Teliderma</i>). <i>Swain.</i> Malac. 271	33
Aug. 1855	54	<i>metanevrus</i> . <i>Raf.</i> Ann. des Sci. Phys. v. 305	33

	PAGE		PAGE
metastriatus. <i>Con.</i> Monog. pl. 57, f. 2	63	Mosambicensis. <i>Mart.</i> Peters' Moer. vii. 218	63
Mexicanus. <i>Phili.</i> Menke's Zeits. 1847, p. 95, and Conch. pl. 6, f. 3	53	Mosulensis. <i>Lea.</i> Jl. Acad. Na. Sci. vi. 52; Obs. xi. 56	48
<i>Mexicanus.</i> <i>Sow.</i> <i>Reeve.</i> Conch. Icon. 281	50	<i>Moulinsianus.</i> <i>Dup.</i> Moll. de la France	48
micellus. <i>More.</i> Jl. de Conch. 1865, p. 21	63	Moussonianus. <i>Lea.</i> Tr. Am. Ph. Soc. x. pl. 18, f. 22; Obs. v. 24	46
micans. <i>Lea.</i> Jl. Acad. Na. Sci. v. 59; Obs. viii. 63	45	<i>mucidus.</i> <i>More.</i> Moll. du Port. 111	59
<i>Michaudiana.</i> <i>Des Moul.</i> Lin. Soc. Bord. vi. pl. 27	58	<i>mucronatus.</i> <i>Bar.</i> Am. Jl. Sci. vi.	61
<i>Michonii</i> (Monoc.) <i>Bourg.</i> Voy. Mer. Mort. 74	72	<i>Muelleri.</i> <i>Rossm.</i> Icon. ii. pl. 40	59
micropterus. <i>More.</i> Jl. de Conch. 1866, 63	63	Mühlfeldianus. <i>Lea.</i> Tr. Am. Ph. Soc. vi. pl. 12, f. 36; Obs. ii. 41	48
minor. <i>Lea.</i> Tr. Am. Ph. Soc. ix. pl. 39, f. 3; Obs. iv. 34	49	multidentatus. <i>Phili.</i> Conch. iii. 46	50
minutus, f. <i>Purch.</i> Bronn. Palæ. 55	65	multiplicatus. <i>Lea.</i> Tr. Am. Ph. Soc. iv. pl. 4, f. 2; Obs. i. 80	29
Mississippiensis. <i>Con.</i> Jl. Acad. Na. Sci. i. 277	60	<i>multiplicata.</i> <i>Desh.</i> (An. sans Vert. 2d ed.)	30
modestus. <i>Fer.</i> —?	54	multiradiatus. <i>Lea.</i> Tr. Am. Ph. Soc. iii. pl. 9, f. 15; Obs. i. 48	42
modicellus. <i>Lea.</i> Jl. Acad. Na. Sci. iv. 347; Obs. viii. 29	41	<i>multistriatus.</i> <i>Lea.</i> Tr. Am. Ph. Soc. iv. pl. 12, f. 22; Obs. i. 101	31
modicus. <i>Lea.</i> Jl. Acad. Na. Sci. iv. 204; Obs. vii. 22	40	mundus. <i>Lea.</i> Jl. Acad. Na. Sci. vi. 40; Obs. xi. 44	40
modiolaris, f. <i>Sow.</i> Geol. Tr. 2 ser. v. t. 39, f. 10	65	Murchisonianus. <i>Lea.</i> Tr. Am. Ph. Soc. v. pl. 3, f. 6; Obs. i. 145	32
modioliformis. <i>Lea.</i> Tr. Am. Ph. Soc. v. pl. 13, f. 40; Obs. i. 209	44	Murrayensis. <i>Lea.</i> Jl. Acad. Na. Sci. vi. 303; Obs. xii. 62	40
<i>modioliformis</i> <i>Say.</i> MSS.	40	musivus. <i>Speng.</i> Skrivter Nat. Hist. v. 3	63
mœstus. <i>Lea.</i> Tr. Am. Ph. Soc. viii. pl. 26, 60; Obs. iii. 82	49	mutabilis. <i>Lea.</i> Jl. Acad. Na. Sci. iv. 248; Obs. vii. 66	53
<i>Molinae.</i> <i>Phili.</i> Conch. iii. 50	53	<i>mutatus.</i> <i>Mouss.</i> Moll. von Java, 92	46
monodontus. <i>Say.</i> Dissem. & Am. Conch. pl. 6	62	Myersianus. <i>Lea.</i> Jl. Acad. Na. Sci. iii. 290; Obs. vi. 10	28
Mongolicus (<i>Marga.</i>) <i>Midd.</i> Sibi. Reise. 27, f. 7	69	<i>mytiloides</i> (<i>Uniopsis</i>). <i>Swain.</i> Mala. 382	39
Monroensis. <i>Lea.</i> Tr. Am. Ph. Soc. ix. pl. 41, f. 8; Obs. iv. 37	46	<i>mytiloides.</i> <i>Sh. & Eat.</i> Transyl. Jl. Med. Feb. 1831	39
montanus. <i>Phili.</i> Mal. Blat. 1869, 48	63	<i>mytiloides.</i> <i>Raf.</i> Ann. des Sci. Phys. v. 313	39
Moresianus. <i>Lea.</i> Jl. Acad. Na. Sci. vi. 39; Obs. xi. 43	39	<i>mytiloides.</i> <i>Con.</i> Am. Jl. Sci. xxv. pl. 1, f. 7, and Monog. pl. 20	39
<i>Moquinianus.</i> <i>Depuy.</i> Essai sur les Moll. p. 80	47	<i>mytiloides.</i> <i>Desh.</i> Ency. Meth. pl. 249	63
Moravicus. Jay's Catalogue	63	Nagpoorensis. Jl. Acad. Na. Sci. iv. 270; Obs. vii. 88	38
Moreleti. <i>Desh.</i> Exp. Sci. d'Algeria, pl. 109	60	<i>nana.</i> <i>Lam.</i> An. sans Vert. vi. 76	54
Morini. <i>More.</i> Test. Nov. No. 2, p. 25	63	<i>nana,</i> f. <i>S. Wood.</i> Crag. Moll. ii. 98	65
<i>Mortoni.</i> <i>Con.</i> Monog. pl. 6, f. 1	34	Napeanensis. <i>Con.</i> Jl. Acad. Na. Sci. ii. 296	30
Mortonicus. <i>Reeve.</i> Conch. Icon. 118	43	Nashvilliensis. <i>Lea.</i> Tr. Am. Ph. Soc. v. pl. 14, f. 43; Obs. i. 212	45
		<i>nasuta</i> (<i>Mya</i>). <i>Wood.</i> Ind. Test. Supp. pl. 1	60

UNIO.	PAGE
<i>nasuta</i> . Lam. An. sans Vert. vi. 75	61
<i>nasutoides</i> , f. <i>Lea</i> . Pro. Acad. Na. Sci. 1868, p. 163	65
<i>nasutululus</i> . <i>Lea</i> . Jl. Acad. Na. Sci. vi. 12; Obs. xi. 16	60
<i>nasutus</i> . <i>Say</i> . Nich. Ency. art. Conch.	60
<i>Natalensis</i> . <i>Lea</i> . Jl. Acad. Na. Sci. vi. 59; Obs. xi. 73	32
<i>Nathusii</i> . <i>Küst</i> . Syst. Conch. Cab. ix. 92	59
<i>naviculoides</i> . <i>Lea</i> . Jl. Acad. Na. Sci. iv. 94; Obs. vi. 94	60
<i>naviformis</i> . Lam. An. sans Vert. vi. 75	35
<i>navigioliformis</i> . <i>Lea</i> . Jl. Acad. Na. Sci. iv. 245; Obs. vii. 63	31
<i>nebulosus</i> . <i>Con</i> . Fr. Wat. Shells, 28	60
<i>negatus</i> . <i>Lea</i> . Jl. Acad. Na. Sci. v. 76; Obs. viii. 80	35
<i>neglectus</i> . <i>Lea</i> . Tr. Am. Ph. Soc. ix. pl. 42, f. 10; Obs. iv. 38	54
<i>Neislerii</i> . <i>Lea</i> . Jl. Acad. Na. Sci. iv. 212; Obs. vii. 30	29
<i>nessorynchus</i> . <i>Held</i> . <i>Küst</i> . Conch. ix. 116	48
<i>Neusensis</i> . <i>Lea</i> . Jl. Acad. Na. Sci. v. 60; Obs. viii. 64	51
<i>Newcombianus</i> . <i>Lea</i> . Jl. Acad. Na. Sci. iii. 312; Obs. vi. 32	36
<i>nexus</i> . <i>Say</i> . Transyl. Jl. Med. iv. 1831; Am. Conch. pl. 51	36
<i>Nicaraguensis</i> . <i>Lea</i> . Jl. Acad. Na. Sci. vi. 296; Obs. xii. 56	35
<i>Nicklinianus</i> . <i>Lea</i> . Tr. Am. Ph. Soc. v. pl. 1, f. 1; Obs. i. 140	28
<i>nilgellus</i> . <i>Lea</i> . Tr. Am. Ph. Soc. x. pl. 24, f. 42; Obs. v. 39	52
<i>niger</i> . <i>Con</i> . Monog. pl. 26	37
<i>niger?</i> <i>Raf</i> . An. des Sci. Phys. v. 291	37
<i>nigerissimus</i> . <i>Lea</i> . Tr. Am. Ph. Soc. x. pl. 18, f. 23; Obs. v. 24	49
<i>nigricans</i> . <i>Fitz</i> . Sys. Vertz. 119	63
<i>nigrinus</i> . <i>Lea</i> . Tr. Am. Ph. Soc. x. pl. 24, f. 44; Obs. v. 40	62
<i>Niloticus</i> . <i>Fer</i> . <i>Caill</i> . Voy. a Meroé, ii.	50
<i>Nilssonii</i> , f. <i>Kock</i> . Beitr. zur Kenn. Ool. 18	66
<i>nitens</i> . <i>Lea</i> . Tr. Am. Ph. Soc. viii. pl. 12, f. 19; Obs. iii. 43	45

UNIO.	PAGE
<i>nitidens</i> . <i>Fer</i> . MSS.	63
<i>nobilis</i> . <i>Con</i> . Jl. Acad. Na. Sci. ii. 297	33
<i>nocturnus</i> . <i>Lea</i> . Jl. Acad. Na. Sci. v. 380; Obs. x. 16	56
<i>nodiferus</i> . <i>Con</i> . Jl. Acad. Na. Sci. viii. 179, and New Ser. i. 277	33
<i>nodosa</i> (<i>Mya</i>). <i>Eat</i> . Zool. Text Book	33
<i>nodosa</i> (<i>Mya</i>). <i>Lin</i> . Syst. Nat. 3222	59
<i>nodosus</i> . <i>Bar</i> . Am. Jl. Sci. vi.	33
<i>nodulatus</i> . <i>Con</i> . Monog. pl. 45, f. 1	33
<i>nodulosa</i> (<i>Mya</i>). <i>Wood's</i> Conch. t. 22, f. 1-4	27
<i>nodulosa</i> . Lam. An. sans Vert. vi. 78	58
<i>Northamptonensis</i> . <i>Lea</i> . Jl. Acad. Na. Sci. v. 190; Obs. ix. 12	51
<i>notatus</i> . <i>Lea</i> . Tr. Am. Ph. Soc. vi. pl. 8, f. 22; Obs. ii. 28	45
<i>Novæ-Hollandiæ</i> . <i>Gray</i> . Pro. Zool. Soc. 1834	35
<i>Novi-Eboraci</i> . <i>Lea</i> . Tr. Am. Ph. Soc. vi. pl. 24, f. 114; Obs. ii. 104	60
<i>nubilus</i> . <i>Lea</i> . Jl. Acad. Na. Sci. vi. 298; Obs. xii. 58	51
<i>nucalis</i> , f. <i>Meek & Hayden</i> . Pro. Acad. Na. Sci. Mar. 1858	66
<i>nuciformis</i> , f. <i>Hibb</i> . Tr. Rol. S. Ed. xiii. 245	66
<i>nucleopsis</i> . <i>Con</i> . Pro. Acad. Na. Sci. iv. and Jl. Acad. Na. Sci. i. 276	56
<i>nucleus</i> . <i>Lea</i> . Jl. Acad. Na. Sci. iii. 306; Obs. vi. 26	30
<i>nuculinus</i> . <i>Phili</i> . Menke's Zeits. 1848, p. 176	63
<i>nuperus</i> . <i>Ziegl</i> . MSS.	63
<i>Nuttallianus</i> . <i>Lea</i> . Jl. Acad. Na. Sci. iii. 310; Obs. vi. 30	47
<i>nux</i> . <i>Lea</i> . Tr. Am. Ph. Soc. x. pl. 24, f. 43; Obs. v. 39	49
<i>nuxpersicus</i> . <i>Dunk</i> . Menke's Zeits. 1848, p. 83	32
<i>Nyassæ</i> . <i>Sow</i> . Reeve's Conch. Icon. 224	30
<i>Nyassaensis</i> . <i>Lea</i> . Jl. Acad. Na. Sci. vi. 33; Obs. xi. 37	30
<i>obesus</i> . <i>Lea</i> . Tr. Am. Ph. Soc. iv. pl. 13, f. 26; Obs. i. 106	50
<i>obfuscus</i> . <i>Lea</i> . Jl. Acad. Na. Sci. iv. 197; Obs. vii. 15	45

UNIO.		UNIO.	
	PAGE		PAGE
oblatus. <i>Lea.</i> Jl. Acad. Na. Sci. vi. 13;		orbiculatus. <i>Hild.</i> Am. Jl. Sci. xiv. .	43
Obs. ii. 17	60	Orbigny. <i>Déville & Huppé.</i> Rev. & Mag. de	
<i>obliqua</i> (<i>Mya</i>). <i>Wood.</i> Index Test. Supp.		Zool. 1850, pl. 16, f. 1	37
pl. 2	39	Oregonensis. <i>Lea.</i> Tr. Am. Ph. Soc. x. pl.	
<i>obliquiradiatus.</i> <i>Reeve.</i> Conch. Icon. 151 .	44	22, f. 33; Obs. v. 31	45
<i>obliquus.</i> <i>Lam.</i> An. sans Vert. vi. 72 .	38	<i>oriens.</i> <i>Lea.</i> Tr. Am. Ph. Soc. iv. pl. 6, f.	
<i>obliquus.</i> <i>Con.</i> Monog. pl. 43, f. 2 . . .	56	5; Obs. i. 83	69
<i>oblitus.</i> <i>Lea.</i> Note, ante, p. 64	64	orientalis. <i>Lea.</i> Tr. Am. Ph. Soc. viii. pl.	
<i>oblongata</i> (<i>Mya</i>). <i>Wood.</i> Index Test. Supp.		18, f. 38; Obs. iii. 59	61
pl. 2	44	orientalis. <i>Fer.</i> —?	63
<i>obnubilus.</i> <i>Lea.</i> Jl. Acad. Na. Sci. iv. 84;		orientalis. <i>Parr.</i> Label	63
Obs. vi. 84	53	<i>orientalis.</i> <i>Bourg.</i> Voy. Mer. Mort. 78 .	48
<i>obscurus.</i> <i>Lea.</i> Tr. Am. Ph. Soc. vi. pl. 3,		<i>ornatus.</i> <i>Lea.</i> Jl. Acad. Na. Sci. v. 85;	
f. 7; Obs. ii. 7	45	Obs. viii. 89	57
<i>obtus.</i> <i>Fer.</i> D'Orb. Mag. de Zool. No. 62,		Orontesensis. <i>Lea.</i> Jl. Acad. Na. Sci. vi.	
p. 35	53	33; Obs. xi. 57	52
<i>obtusa.</i> <i>Potier and Mich.</i> Gal. des Moll. .	63	Orphaensis. <i>Lea.</i> Jl. Acad. Na. Sci. vi. 25;	
<i>obtusa.</i> <i>Cuv.</i> Reg. Anim. New Ed. pl. 92	56	Obs. xii. 10	52
<i>obtus.</i> <i>Lea.</i> Tr. Am. Ph. Soc. viii. pl. 11,		orthonotus, f. <i>Con.</i> New York Geol. Sur.	
f. 13; Obs. iii. 39	62	1839, p. 66	66
<i>occatus.</i> <i>Lea.</i> Jl. Acad. Na. Sci. v. 398;		Ortonii. <i>Lea.</i> Jl. Acad. Na. Sci. vi. 321;	
Obs. x. 34	31	Obs. xii. 81	28
<i>occidens.</i> <i>Lea.</i> Tr. Am. Ph. Soc. iii. pl. 10,		Osbeckii. <i>Phili.</i> Conch. iii. 45	32
f. 16; Obs. i. 49	41	ostreatus. <i>More.</i> Test. Nov. No. 1, p. 29 .	63
<i>occidens.</i> <i>Desh.</i> An. sans Vert. 2d ed. .	37	Othcaloogensis. <i>Lea.</i> Jl. Acad. Na. Sci. iv.	
<i>occidentalis.</i> <i>Con.</i> Monog. pl. 36, f. 1 .	53	74; Obs. vi. 74	38
<i>occultus.</i> <i>Lea.</i> Tr. Am. Ph. Soc. ix. pl. 41,		<i>ovalis</i> (<i>Mya</i>). <i>Soland.</i> MSS.	47
f. 7; Obs. iv. 37	48	<i>ovalis</i> (<i>Mya</i>). <i>Monta.</i> Test. Brit. 34 . . .	58
<i>ochracea</i> (<i>Sym.</i>) <i>Lea.</i> Tr. Am. Ph. Soc. iii.		<i>ovalis</i> , f. <i>Turton.</i> (<i>Anthacosia, King</i>). Man.	
455; Obs. i. 69	42	297, t. 2, f. 12	66
<i>ochracea</i> (<i>Lampsilis</i>). <i>Stimp.</i> Shells of New		<i>ovalis.</i> <i>Retz.</i> Nov. Test. Genera	58
Eng. p. 14	42	<i>ovata</i> (<i>Mysca</i>). <i>Turt.</i> Man. 21, pl. 2 . . .	55
<i>ochraceus.</i> <i>Say.</i> Nich. Ency. art. Conch.	42	<i>ovata</i> (<i>Eglicia</i>). <i>Swain.</i> Malacol. 378 . . .	37
<i>Ocmulgéensis.</i> <i>Lea.</i> Jl. Acad. Na. Sci. v.		<i>ovata</i> (<i>Mysca</i>). <i>Swain.</i> Malacol. 277 . . .	58
95; Obs. viii. 99	57	<i>ovata.</i> <i>Valen.</i> Voy. de Humboldt	42
<i>Ogecheensis.</i> <i>Con.</i> Pro. Acad. Na. Sci. iv.		<i>ovata</i> (<i>Mya</i>). <i>Don.</i> Brit. Shells, pl. 122 .	58
and Jl. New Ser. i. 275	42	<i>ovata.</i> <i>Stud.</i> Schweizer Conch. 30	58
<i>olivarius.</i> <i>Lea.</i> Tr. Am. Ph. Soc. iv. pl. 16,		<i>ovatus.</i> <i>Say.</i> Nich. Ency. Am. ed. Conch.	
f. 38; Obs. i. 118	47	pl. 2, f. 7	37
<i>opacus.</i> <i>Lea.</i> Jl. Acad. Na. Sci. iii. 86;		oviformis. <i>Con.</i> New Fr. Wat. Shells, pl.	
Obs. vi. 86	52	3, f. 6	40
<i>opalinus.</i> <i>Anth.</i> Am. Jl. Conch. 1865, p. 140	61	oxyrynchus. <i>Mart.</i> Peters' Moer. vii. 57	63
<i>Opperti</i> (<i>Monoc.</i> ?) <i>Bourg.</i> Mag. Zool. 1856	72	<i>pachysoma.</i> <i>Ben.</i> An. & Mag. 1862 . . .	63
<i>oratus.</i> <i>Con.</i> Pro. Acad. Na. Sci. iv. and		<i>Paivanus.</i> <i>More.</i> Jl. de Conch. 1864, p.	
Jl. New Ser. i. 276	42	227-	63

UNIO.		UNIO.	
	PAGE		PAGE
<i>paliatus</i> . <i>Ravenel's Letter</i>	53	<i>Pearlensis</i> . <i>Con.</i> Pro. Acad. Na. Sci. Jan.	
<i>pallens</i> . <i>Parr.</i> Rossm. Icon. xi. 13	59	30, 1855	29
<i>pallescens</i> . <i>Lea.</i> Tr. Am. Ph. Soc. x. pl. 7,		<i>pectitus</i> . <i>Con.</i> Jl. Acad. Na. Sci. ii. 297	40
f. 20; Obs. iv. 53	43	<i>pectorosus</i> . <i>Con.</i> New Fr. Wat. Shells, pl. 6,	
<i>pallidofulvus</i> . <i>Lea.</i> Jl. Acad. Na. Sci. v.		f. 1	41
83; Obs. viii. 87	40	<i>peculiaris</i> . <i>Lea.</i> Jl. Acad. Na. Sci. vi. 265;	
<i>paludicolus</i> . <i>Gould.</i> Pro. Bost. Soc. Nat.		Obs. xii. 25	47
Hist. Aug. 1845	54	<i>Peguensis</i> . <i>Anth.</i> Am. Jl. Conch. i. 351	51
<i>paludosus</i> . <i>More.</i> Test. Nov. No. 1, 30	63	<i>pellis-lacerti</i> . <i>More.</i> Jl. de Conch. 1865	32
<i>Panacoensis</i> . <i>Phili.</i> Conch. i. 75	50	<i>pellucidus</i> . <i>Lea.</i> Tr. Am. Ph. Soc. x. pl. 2,	
<i>papyraceus</i> . <i>Gould.</i> Bost. Jl. Nat. Hist.		f. 6; Obs. iv. 44	62
Aug. 20, 1845	62	<i>Penchinatianus</i> . <i>Bourg.</i> Rev. et Mag. 1865	59
<i>paradoxus</i> , f. <i>Fisch.</i> Bronn's Leth. Geog.		<i>penicillatus</i> . <i>Lea.</i> Jl. Acad. Na. Sci. iv. 203;	
63		Obs. vii. 21	32
<i>Paraguayensis</i> . <i>Lea.</i> Jl. Acad. Na. Sci. vi.		<i>penitus</i> . <i>Con.</i> New Fr. Wat. Shells, pl. 5,	
271; Obs. xii. 31	45	f. 1	36
<i>parallelopipedon</i> . <i>Lea.</i> Tr. Am. Ph. Soc.		<i>penultimus</i> , f. <i>Gabb.</i> Geol. Sur. Calif. Pa-	
v. pl. 8, f. 20; Obs. i. 172	58	laeont. i. 182	66
<i>parallelus</i> . <i>Con.</i> Jl. Acad. Na. Sci. viii.		<i>Pequottinus</i> . <i>Linsley.</i> Am. Jl. Sci. 1845,	
179	63	p. 277	63
<i>parallelus</i> , f. <i>Sow.</i> Geol. Tr. 2 Ser. v. t.		<i>peraeformis</i> . <i>Lea.</i> Jl. Acad. Na. Sci. v. 384;	
39, f. 8	66	Obs. x. 20	55
<i>Paramattensis</i> . <i>Lea.</i> Jl. Acad. Na. Sci. vi.		<i>percoarctatus</i> . <i>Lea.</i> Jl. Acad. Na. Sci. v.	
60; Obs. xi. 64	35	59; Obs. viii. 63	51
<i>Paranensis</i> . <i>Lea.</i> Tr. Am. Ph. Soc. v. pl.		<i>perdix</i> . <i>Lea.</i> Tr. Am. Ph. Soc. v. pl. 11,	
14, f. 42; Obs. i. 211	55	f. 31; Obs. i. 184	41
<i>pareus</i> . <i>Lea.</i> Jl. Acad. Na. Sci. vi. 262;		<i>peregrinus</i> , f. <i>Phili.</i> Geol. Yorkshire, 115	66
Obs. xii. 22	47	<i>perlatus</i> . <i>Lea.</i> Jl. Acad. Na. Sci. vi. 15;	
<i>parma</i> . <i>Bens. Reeve.</i> Conch. Icon. 514	31	Obs. xi. 19	60
<i>Parreyssi</i> . <i>Phili.</i> Conch. iii. 81	50	<i>perlucens</i> . <i>Lea.</i> Jl. Acad. Na. Sci. vi. 18;	
<i>parvulus</i> . <i>Lea.</i> Jl. Acad. Na. Sci. vi. 45;		Obs. xi. 22	45
Obs. xi. 49	32	<i>permiscens</i> . <i>Lea.</i> Jl. Acad. Na. Sci. v. 102;	
<i>parvus</i> . <i>Bar.</i> Am. Jl. Sci. 1823	49	Obs. viii. 106	61
<i>Patagonicus</i> . <i>D'Orb.</i> Voy. So. Am. pl. 70	61	<i>pernodosus</i> . <i>Lea.</i> Tr. Am. Ph. Soc. x. 318;	
<i>patelloides</i> . <i>Lea.</i> Jl. Acad. Na. Sci. v. 383;		Obs. iv. 45	34
Obs. x. 19	56	<i>perobliquus</i> . <i>Con.</i> Cover of No. 9, Monog.	
<i>patulus</i> . <i>Lea.</i> Tr. Am. Ph. Soc. iii. pl. 12,		and Monog. 51	41
f. 20; Obs. i. 55	40	<i>perovalis</i> . <i>Con.</i> New Fr. Wat. Shells, pl.	
<i>paulus</i> . <i>Lea.</i> Tr. Am. Ph. Soc. viii. pl. 15,		2, f. 2	42
f. 29; Obs. iii. 51	49	<i>perovatus</i> . <i>Con.</i> Am. Jl. Sci. xxv. pl. 1,	
<i>pauperculus</i> . <i>Lea.</i> Jl. Acad. Na. Sci. v. 99;		f. 3	42
Obs. viii. 103	55	<i>perpastus</i> . <i>Lea.</i> Jl. Acad. Na. Sci. v. 69;	
<i>Pawensis</i> . <i>Lea.</i> Jl. Acad. Na. Sci. vi. 302;		Obs. viii. 73	43
Obs. xii. 62	51	<i>perpictus</i> . <i>Lea.</i> Jl. Acad. Na. Sci. iv. 350;	
<i>Pazii</i> . <i>Lea.</i> Jl. Acad. Na. Sci. vi. 61; Obs.		Obs. viii. 32	44
xi. 95	39		

UNIO.	PAGE
perplexus. <i>Lea.</i> Tr. Am. Ph. Soc. iv. pl. 17, f. 42; Obs. i. 122	34
perplicatus. <i>Con.</i> Pro. Acad. Na. Sci. i. and Jl. Acad. Na. Sci. viii. 178, and i. New Ser. 276	29
perpurpureus. <i>Lea.</i> Jl. Acad. Na. Sci. vi. 46; Obs. xi. 50	48
perradiatus. <i>Lea.</i> Jl. Acad. Na. Sci. v. 66; Obs. viii. 70	37
personatus. <i>Say.</i> Dissem. 1829	38
perstriatus. <i>Lea.</i> Tr. Am. Ph. Soc. x. pl. 12, f. 3; Obs. v. 11	57
persulcatus. <i>Lea.</i> Jl. Acad. Na. Sci. iv. 255; Obs. vii. 73	36
pertenuis. <i>Lea.</i> Jl. Acad. Na. Sci. vi. 8; Obs. xi. 12	62
<i>Peruviana.</i> <i>Lam.</i> An. sans Vert. vi. 71	30
petrinus. <i>Gould.</i> Pro. Bost. Soc. N. Hist. Aug. 1855	55
petrosus, f. <i>Mort.</i> Am. Jl. Sci. xxix. p. 149	66
<i>Petrovichii.</i> <i>Küst.</i> Syst. Conch. ix. 98	59
Petterianus. <i>Küst.</i> Syst. Conch. ix. 97	49
Pfeifferi. <i>Dunker.</i> Menke's Zeits. 1848, p. 181	64
phaselus. <i>Lea.</i> Jl. Acad. Na. Sci. iii. 297; Obs. vi. 17	32
phaseolus. <i>Hild.</i> Am. Jl. Sci. xiv.	61
phaseolus, f. <i>Sow.</i> Trans. Geol. Soc. 2d Ser. v.	66
Phillipsii. <i>Con.</i> Monog. pl. v. f. 1	33
Phillipsii, f. <i>Williams.</i> Phil. Mag. ix. 351	66
Philippii. <i>Dup.</i> Extra Gall. Test. Cat. 1849	64
<i>Pianensis.</i> <i>Farines.</i> An. Sc. Nat. 2d Ser. ii. 118	54
<i>Pianensis,</i> f. <i>S. Wood.</i> Crag. Moll. ii. 98	66
piceus. <i>Lea.</i> Jl. Acad. Na. Sci. v. 379; Obs. x. 15	53
pictorum. <i>Retz.</i> Nova Test. Genera, 111	58
pictorum. <i>Lam.</i> An. sans Vert. vi. 77	66
<i>pictorum (Mya).</i> <i>Forskal.</i> Desc. Animalium, 123	50
<i>pictorum tenuis (Mya).</i> <i>Chem.</i> Conch. Cab. vi. 7	44
<i>pictorum (Mya).</i> <i>Chem.</i> Conch. Cab. vi. 7	47
<i>pictorum.</i> <i>Drap.</i> Moll. France, pl. 2	47

UNIO.	PAGE
<i>pictorum (Mya).</i> <i>Lin.</i> Syst. Nat. 1112	59
<i>pictorum (Mysca).</i> <i>Turt.</i> Manual, 20	59
pictus. <i>Lea.</i> Tr. Am. Ph. Soc. v. pl. 11, f. 32; Obs. i. 185	43
piger. <i>Lea.</i> Jl. Acad. Na. Sci. v. 387; Obs. x. 23	46
pilaris. <i>Lea.</i> Tr. Am. Ph. Soc. viii. pl. 14, f. 24; Obs. iii. 47	56
pilatus. <i>Lea.</i> Jl. Acad. Na. Sci. vi. 281; Obs. xii. 41	47
<i>pileus.</i> <i>Lea.</i> Tr. Am. Ph. Soc. iv. pl. 18, f. 47; Obs. i. 129	38
pinax. <i>Ben.</i> An. and Mag. 1862	64
pinguis. <i>Lea.</i> Jl. Acad. Na. Sci. iv. 78; Obs. vi. 78	44
pinguis, f. <i>Sand.</i> Conch. des Mainze, t. 28, f. 6	66
<i>piscinalis.</i> <i>Ziegl.</i> Rossm. Icon. iii. 28	48
placitus. <i>Lea.</i> Tr. Am. Ph. Soc. x. pl. 33, f. 38; Obs. v. 35	46
plagiosoma. <i>Ben.</i> An. and Mag. 1862	64
plancus. <i>Lea.</i> Jl. Acad. Na. Sci. v. 81; Obs. viii. 85	50
planicostatus. <i>Lea.</i> Jl. Acad. Na. Sci. iv. 354; Obs. viii. 36	43
planilaterus. <i>Con.</i> Monog. pl. 57, f. 1	51
planior. <i>Lea.</i> Jl. Acad. Na. Sci. vi. 316; Obs. xii. 76	35
<i>planivalvis.</i> <i>More.</i> Test. Nov. No. 2, 24	64
<i>planus.</i> <i>Stud.</i> Schweiz. Conch. 30	47
<i>planus.</i> <i>Barnes.</i> Am. Jl. Sci. vi.	28
planus, f. <i>Romer.</i> Nord. Ool. pl. 5	66
Plantii. <i>Lea.</i> Jl. Acad. Na. Sci. iv. 192; Obs. vii. 10	43
platyrhynchus. <i>Rossm.</i> Icon. f. 130	58
<i>platyrhynchoides.</i> <i>Dup.</i> Cat. Extra Gall. Test.	59
<i>plectophorus.</i> <i>Con.</i> Jl. Acad. Na. Sci. i. 277	31
plenus. <i>Lea.</i> Tr. Am. Ph. Soc. viii. pl. 14, f. 26; Obs. iii. 49	39
<i>plexus.</i> <i>Con.</i> Monog. pl. 49, f. 12	31
<i>plicata (Mya).</i> <i>Eat.</i> Zool. Text Book	30
plicatus. <i>Lesueur.</i> <i>Say.</i> Nich. Ency. Art. Am. Conch.	30
<i>plicatus.</i> <i>Con.</i> Monog. pl. 65	29

UNIO.		UNIO.	
	PAGE		PAGE
<i>plicatulus</i> . <i>Lea</i> . Jl. Acad. Na. Sci. iv. 247;		<i>proechus</i> . <i>Bourg.</i> Rev. et Mag. Zool.	59
Obs. vii. 65	31	<i>profugus</i> . <i>Gould</i> . U. S. Exp. Exp. 429 .	54
<i>pliciferus</i> . <i>Lea</i> . Tr. Am. Ph. Soc. vi. pl. 17,		<i>propinquus</i> . <i>Lea</i> . Jl. Acad. Na. Sci. v. 63;	
f. 53; Obs. ii. 6	31	Obs. viii. 67	34
<i>plombarius</i> . <i>Villa</i> . Cat. Moll. Lomb. 62 .	64	<i>proprius</i> . <i>Lea</i> . Jl. Acad. Na. Sci. vi. 256;	
<i>Pocyanus</i> . <i>Lea</i> . Jl. Acad. Na. Sci. iii. 315;		Obs. xii. 16	45
Obs. vi. 35	57	<i>protensus</i> . <i>Lea</i> . Jl. Acad. Na. Sci. vi. 256;	
<i>politus?</i> <i>Say</i> . Synopsis; Am. Conch. No. 6	56	Obs. xii. 16	60
<i>politus</i> . <i>Con</i> . Monog. pl. 37, f. 2	56	<i>proximus</i> . <i>Lea</i> . Tr. Am. Ph. Soc. x. pl.	
<i>ponderosa</i> (<i>Mya</i>). <i>Soland</i> . Dill. Des. Cat. i. 51	32	20, f. 27; Obs. v. 27	45
<i>ponderosus</i> . <i>Spitz</i> . Küst. 88, pl. 23 . .	59	<i>pruinus</i> . <i>Schmidt</i> . Bull. Im. Soc. Nat.	
<i>Popeii</i> . <i>Lea</i> . Jl. Acad. Na. Sci. iv. 372;		Hist. of Moscow?	48
Obs. viii. 54	57	<i>pruneosus</i> . <i>Ziegl</i> . MSS.	64
<i>porphyreus</i> . <i>Lea</i> . Jl. Acad. Na. Sci. v. 80;		<i>prunoides</i> . <i>Lea</i> . Jl. Acad. Na. Sci. vi. 323;	
Obs. viii. 84	41	Obs. xii. 83	47
<i>porrectus</i> , f. <i>Sow</i> . Min. Conch. 189 . . .	66	<i>Prusii</i> . <i>Bourg.</i> Rev. de Zool. 1856 . . .	51
<i>porrectus</i> . <i>Con</i> . Jl. Acad. Na. Sci. ii. 296 .	64	<i>psammoicus</i> . <i>D'Orb</i> . Voy. Am. Mer. pl. 71	30
<i>Postellii</i> . <i>Lea</i> . Jl. Acad. Na. Sci. iv. 214;		<i>psammactinus</i> . <i>Bronn</i> . Phil. Conch. iii. 79	31
Obs. iv. 32	51	<i>psoricus</i> . <i>More</i> . Test. Nov. No. 2, 25 .	64
<i>Poulsoni</i> . <i>Con</i> . New Fr. Water Shells, 25	61	<i>pudicus</i> . <i>Lea</i> . Jl. Acad. Na. Sci. iv. 346;	
<i>Powellii</i> . <i>Lea</i> . Tr. Am. Ph. Soc. x. pl. 19,		Obs. viii. 28	37
f. 25; Obs. v. 26	44	<i>Pugio</i> . <i>Ben</i> . An. and Mag. 1862; and	
<i>prælongus</i> . <i>Bar</i> . Am. Jl. Sci. vi.	57	Reeve, 516	64
<i>prælonga</i> (<i>Mya</i>). <i>Wood</i> . Index Test. Supp.		<i>pulchellus</i> . <i>Fer</i> . —?	64
pl. 11	57	<i>pulcher</i> . <i>Lea</i> . Tr. Am. Ph. Soc. vi. pl. 3,	
<i>prasinatus</i> . <i>Con</i> . Am. Jl. Conch. ii. 279 .	64	f. 6; Obs. ii. 6	44
<i>prasinus</i> . <i>Con</i> . New Fr. Wat. Shells, pl. 3,		<i>pullatus</i> . <i>Lea</i> . Jl. Acad. Na. Sci. iv. 57;	
f. 1; Monog. pl. 44	33	Obs. vi. 57	60
<i>Prattii</i> . <i>Lea</i> . Jl. Acad. Na. Sci. iv. 206;		<i>pullus</i> . <i>Con</i> . Monog. 100	49
Obs. iv. 24	45	<i>pulvinulus</i> . <i>Lea</i> . Tr. Am. Ph. Soc. x. pl. 8,	
<i>preciosus</i> . <i>Fer</i> . —?	64	f. 24; Obs. iv. 55	41
<i>pressus</i> . <i>Lea</i> . Tr. Am. Ph. Soc. iii. pl. 12,		<i>pumilis</i> . <i>Ziegl</i> . MSS.	50
f. 22; Obs. i. 64; Pro. Am. Ph. Soc. ii.		<i>pumilus</i> . <i>Lea</i> . Tr. Am. Ph. Soc. vi. pl. 7,	
237	29	f. 17; Obs. ii. 23	37
<i>Prevostianus</i> . <i>Lea</i> . Tr. Am. Ph. Soc. x.		<i>punctatus</i> . <i>Lea</i> . Jl. Acad. Na. Sci. vi. 261;	
pl. 19, f. 24; Obs. v. 25	44	Obs. xii. 21	43
<i>primigenius</i> , f. <i>Con</i> . New York Geol. State		<i>punicus</i> . <i>Hald</i> . Jl. Acad. Na. Sci. viii. 201	46
Report, 1839, p. 66	66	<i>purpurascens</i> (<i>An</i> .) <i>Swain</i> . Zool. Ill. pl. 160	61
<i>priscus</i> , f. <i>Meek and Hayden</i> . Pro. Acad.		<i>purpurascens</i> . <i>Lam</i> . An. sans Ver. vi. 73 .	51
Na. Sci. June, 1856	66	<i>purpuratus</i> . <i>Lam</i> . An. sans Ver. vi. 71 .	61
<i>problematicus</i> , f. (<i>Cardinia</i> , <i>D'Orb</i> .) <i>Klipst</i> .		<i>purpurea</i> (<i>An</i> .) <i>Valen</i> . Humboldt's Voy.	
zur Geol. Kennt. 265	66	pl. 48, <i>bis</i>	47
<i>productus</i> . <i>Con</i> . Monog. pl. 14, f. 1 . . .	60	<i>purpurea</i> (<i>Mya</i>). <i>Eat</i> . Text Book . . .	51
<i>productus</i> . <i>Mouss</i> . Shells of Java, 93, t. 17,		<i>purpurellus</i> . <i>Lea</i> . Jl. Acad. Na. Sci. iv. 198;	
f. 3, 5	61	Obs. vii. 16	53

UNIO.		PAGE	UNIO.		PAGE
<i>purpureus</i> .	Say.	Nich. Ency. Am. Conch.	51	<i>rarisulcata</i> .	Lam. An. sans Ver. vi. 72 . . . 51
<i>purpurriatus</i> .	Say.	Dissem. 1831	64	<i>rasus</i> .	Lea. Jl. Acad. Na. Sci. vi. 5; Obs. xi. 54, in errata. Should follow Mosulensis 40
<i>purus</i> .	Lea.	Jl. Acad. Na. Sci. v. 61; Obs. viii. 65	43	<i>Raveneli</i> .	Con. New Fr. Water Shells, 39 . . . 53
<i>pusillus</i> .	Lea.	Tr. Am. Ph. Soc. viii. pl. 18, f. 36; Obs. iii. 58	48	<i>Ravenelianus</i> .	Lea. Tr. Am. Ph. Soc. v. pl. 3, f. 5; Obs. i. 144 40
<i>pustulatus</i> .	Lea.	Tr. Am. Ph. Soc. iv. pl. 7, f. 9; Obs. i. 89	33	<i>ravistellus</i> .	More. Test. Nov. No. 1, p. 29 . . . 40
<i>pustulata</i> .	Swain.	Malacol. 271	34	<i>Ravoisieri</i> .	Desh. Exp. Sci. de l'Alg. 108 . . . 48
<i>pustulosus</i> .	Lea.	Tr. Am. Ph. Soc. iv. pl. 7, f. 7; Obs. i. 86	33	<i>recta</i> .	Valen. Humboldt's Voy. 234 57
<i>Pybasii</i> .	Lea.	Jl. Acad. Na. Sci. v. 67; Obs. viii. 71	45	<i>recta (Ligumia)</i> .	Swain. Malacol. 378 57
<i>pygmaeus</i> .	Lea.	Tr. Am. Ph. Soc. x. pl. 15, f. 14; Obs. v. 18	48	<i>rectilinearis</i> .	Sow. Reeve. Conch. Icon. 332 . . . 64
<i>pyramidatus</i> .	Lea.	Tr. Am. Ph. Soc. iv. pl. 16, f. 39; Obs. i. 119	39	<i>rectus</i> .	Lam. An. sans Ver. vi. 74 57
<i>pyriformis</i> .	Lea.	Jl. Acad. Na. Sci. iv. 69; Obs. vi. 69	40	<i>Reeveianus</i> .	Lea. Tr. Am. Ph. Soc. x. pl. 20, f. 28; Obs. v. 28 44
<i>quadrans</i> .	Lea.	Jl. Acad. Na. Sci. iv. 360; Obs. viii. 42	36	<i>reflexa?</i>	Raf. Ann. des Sci. Phys. v. 306 . . . 33
<i>quadratus</i> .	Lea.	Jl. Acad. Na. Sci. iv. 338; Obs. viii. 20	54	<i>reflexus</i> .	Con. Monog. pl. 4, f. 1 33
<i>quadratus</i> .	Reeve.	Conch. Icon.	32	<i>refulgens</i> .	Lea. Jl. Acad. Na. Sci. vi. 317; Obs. xii. 77 34
<i>quadrilaterus</i> .	Lea.	Jl. Acad. Na. Sci. vi. 5; Obs. xi. 9	51	<i>regularis</i> .	Lea. Tr. Am. Ph. Soc. viii. pl. 29, f. 59; Obs. iii. 81 45
<i>quadrubus</i> .	Say.	Am. Conch. pl. 53	33	<i>reniformis</i> .	Schmidt. Drap. Moll. 11 47
<i>radians</i> .	Lea.	Jl. Acad. Na. Sci. iv. 201; Obs. vii. 19	46	<i>Requienii</i> .	Mich. Suppl. pl. 16 59
<i>radiata (Mya)</i> .	Gmel.	Syst. Nat. 3920	44	<i>retusus</i> .	Lam. An. sans Ver. vi. 72 56
<i>radiata (Mya)</i> .	Wood.	Gen. Conch. 109	44	<i>retusus</i> .	Held. Isis, 1836, p. 282 59
<i>radiatoides</i> , f.	Lea.	Pro. Acad. Na. Sci. 1868, p. 163	66	<i>Retzii</i> .	Küst. —? 48
<i>radiatus</i> .	Hild.	Am. Jl. Sci. xv. 286	41	<i>Reyniesii</i> .	Mich. Grat. Moll. 47 64
<i>radiatus</i> .	Lam.	An. sans Ver. vi. 73	44	<i>rhombeus</i> .	Wag. Test. Braz. pl. 28 61
<i>radula</i> .	Ben.	Hanley's Supp. to Wood	64	<i>rhombium (Diplodon)</i> .	Spiz. Test. Braz. pl. 28 61
<i>Racénsis</i> .	Lea.	Jl. Acad. Na. Sci. iv. 331; Obs. viii. 13	52	<i>rhomboidea (Mya)</i> .	Schröt. Fluss. pl. 2 55
<i>Rajahensis</i> .	Lea.	Tr. Am. Ph. Soc. viii. pl. 23, f. 53; Obs. iii. 77	38	<i>rhomboideus</i> .	Ward. MSS. 50
<i>Raleighensis</i> .	Lea.	Jl. Acad. Na. Sci. vi. 6; Obs. xi. 10	52	<i>rhombula</i> .	Lam. An. sans Ver. vi. 74 51
<i>Rangianus</i> .	Lea.	Tr. Am. Ph. Soc. vi. pl. 18, f. 26; Obs. ii. 95	40	<i>rhuacoicus</i> .	D'Orb. Mag. de Zool. No. 62, 36; and Voy. Am. Mer. 54
<i>rariplcata</i> .	Lam.	An. sans Ver. vi. 71	30	<i>Riddellii</i> .	Lea. Jl. Acad. Na. Sci. v. 198; Obs. ix. 20 38
				<i>ridibundus</i> .	Say. Am. Conch. pl. 5 40
				<i>rigida? (Mya)</i> .	Wood. Index Test. Supp. f. 10 51
				<i>riparia</i> .	Pfeif. Land and S. Moll. 118 . . . 47
				<i>rivicolus</i> .	Con. Am. Jl. Conch. iv. 280 . . . 54
				<i>rivularis</i> .	Con. Jl. Acad. Na. Sci. ii. 296 . . . 50
				<i>Roanokensis</i> .	Lea. Tr. Am. Ph. Soc. vi. pl. 8, f. 21; Obs. ii. 27 51

UNIO.	PAGE
Roanokoides, f. <i>Lea</i> . Pro. Acad. Na. Sci. 1868, p. 164	66
robustus, f. <i>Sow</i> . Geol. Trans. 2d Ser. v. 39	66
Roisyi. <i>Michaud</i> . Compl. de Drap. 112	69
Römeri, f. <i>Dunk</i> . Mon. Weald. pl. 11, f. 9	66
Ronsii. <i>Dup</i> . Grat. Cat. Test. Coll.	59
rosaceus. <i>Dekay</i> . Moll. N. York, 192	44
rosaceus. <i>Con</i> . Pro. Acad. Na. Sci. iv. and JI. i. 275	42
rostratus. <i>Stud</i> . Schweizer's Conch. 30	58
rostratus. <i>Lam</i> . An. sans Ver. vi. 77	59
rostratus. <i>Valen</i> . Cuv. R. An. pl. 92	60
rostratus, f. <i>S. Wood</i> . Crag. Moll. ii. 98	66
rostriformis. <i>Lea</i> . JI. Acad. Na. Sci. iv. 64; Obs. vi. 64	60
rostrum. <i>Lea</i> . JI. Acad. Na. Sci. v. 201; Obs. ix. 23	52
Roswellensis. <i>Lea</i> . JI. Acad. Na. Sci. iv. 205; Obs. iv. 23	51
Rothi. <i>Bourg</i> . Rev. et Mag. 1865, 16	64
rotundatus. <i>Lam</i> . An. sans Ver. vi. 75	55
rotunda? (<i>Mya</i>) <i>Wood</i> . Ind. Test. Ed. 1 & Ed. 2, f. 1	55
rotundus. <i>Wag</i> . (<i>Diplodon</i> , <i>Spix</i> .) Test. Braz. pl. 26	56
Rousii. <i>Dup</i> . Moll. France, pl. 28 and Cat.	64
Rouxii, f. <i>Noul</i> . Grat. Moll. 48	66
Rowellii. <i>Lea</i> . JI. Acad. Na. Sci. iv. 256; Obs. vii. 74	35
rubellinus. <i>Lea</i> . JI. Acad. Na. Sci. iv. 70; Obs. vi. 70	32
rubellus. <i>Con</i> . New Fr. Wat. Shells, pl. 6, f. 2	55
rubens. <i>Menke</i> . Synop. 2d Ed. 149	48
rubidus. <i>Lea</i> . JI. Acad. Na. Sci. v. 95; Obs. viii. 99	35
rubiginosus. <i>Lea</i> . Tr. Am. Ph. Soc. iii. pl. 8, f. 10; Obs. i. 41	37
rubra? <i>Raf</i> . Ann. des Sci. Phys. v. 314	39
rudis. <i>Con</i> . Monog. pl. 43, f. 1	40
rudus. <i>Lea</i> . JI. Acad. Na. Sci. iv. 266; Obs. vii. 34	50
rufofuscus. <i>Lea</i> . JI. Acad. Na. Sci. vi. 282; Obs. xii. 42	31
rufus. <i>Lea</i> . JI. Acad. Na. Sci. iv. 85; Obs. vi. 85	61

UNIO.	PAGE
rufesculus. <i>Lea</i> . Tr. Am. Ph. Soc. x. pl. 14, f. 7; Obs. v. 14	54
rugatus. <i>Menke</i> . Synopsis Moll. 90	48
rugosa. <i>Poir</i> . Hist. de l'Aisne	62
rugosa (<i>Mya</i>). <i>Gmel</i> . Syst. Nat. 3222; <i>Eat</i> . Zool. Text Book, 216	30
rugosa (<i>Triquetra</i>). <i>Wag</i> . Test. Brazil, pl. 29	25
rugososulcatus. <i>Lea</i> . JI. Acad. Na. Sci. vi. 266; Obs. xii. 26	35
rugosus. <i>Bar</i> . Am. JI. Sci. vi.	33
rugosus. <i>Anton</i> . Verz. der Conch.	64
Rumphianus. <i>Lea</i> . Tr. Am. Ph. Soc. x. pl. 22, f. 34; Obs. v. 32	33
rusticus. <i>Lea</i> . JI. Acad. Na. Sci. iii. 294; Obs. vi. 14	31
Rutersvillensis. <i>Lea</i> . JI. Acad. Na. Sci. iv. 356; Obs. viii. 38	43
rutilans. <i>Lea</i> . JI. Acad. Na. Sci. iv. 59; Obs. vi. 59	45
sacculus. <i>Anth</i> . Am. JI. Conch. 1865, p. 157	42
Sageri. <i>Con</i> . Monog. pl. 29	57
sagittiformis. <i>Lea</i> . Tr. Am. Ph. Soc. x. pl. 22, f. 35; Obs. v. 33	60
sagittarius. <i>Lea</i> . JI. Acad. Na. Sci. iii. 298; Obs. vi. 18	58
sagrinatus. <i>Sow</i> . Reeve's Conch. Icon. 345	36
Saladoensis. <i>Lea</i> . JI. Acad. Na. Sci. iv. 370; Obs. viii. 52	62
salebrosus. <i>Lea</i> . JI. Acad. Na. Sci. iv. 332; Obs. viii. 14	52
Sampsonii. <i>Lea</i> . JI. Acad. Na. Sci. v. 192; Obs. ix. 14	40
<i>Sandrii</i> . <i>Vill</i> . Cat. Moll. Lombardia	48
Sapotalensis. <i>Lea</i> . Tr. Am. Ph. Soc. viii. pl. 21, f. 47; Obs. iii. 71	45
Satillaensis. <i>Lea</i> . JI. Acad. Na. Sci. iv. 216; Obs. vii. 34	41
satur. <i>Lea</i> . Tr. Am. Ph. Soc. x. pl. 17, f. 19; Obs. v. 21	37
Sauleyi (<i>Marg</i> .) <i>Bourg</i> . Voy. Mer. Mort. pl. 3, f. 1—3	72
Savannahensis. <i>Lea</i> . JI. Acad. Na. Sci. iv. 81; Obs. vi. 81	51
saxeus. <i>Con</i> . Monog. pl. 60, f. 1	42

UNIO.		UNIO.	
	PAGE		PAGE
saxulum, f. <i>Mort.</i> Am. Jl. Sci. xxix. 149	66	Sikkimensis. <i>Lea.</i> Jl. Acad. Na. Sci. iv.	
<i>Sayii.</i> <i>Tappan.</i> Am. Jl. Sci. xxxv. pl. 3,		251; Obs. vii. 69	62
f. 1	50	<i>siliquoidea</i> (<i>Lampsilis</i>). <i>Stimp.</i> Shells of	
<i>sealenia.</i> <i>Raf.</i> Ann. des Sci. Phys. v. 309	40	New England, 14	44
Scamnatus. <i>More.</i> Test. Nov. No. 1, p. 30	35	<i>siliquoideus.</i> <i>Bar.</i> Am. Jl. Sci. vi.	44
Schlegeli. <i>Mart.</i> Peters' Moer. vii. 55	64	similis. <i>Lea.</i> Jl. Acad. Na. Sci. iv. 91;	
Schoolcraftii. <i>Lea.</i> Tr. Am. Ph. Soc. v. pl.		Obs. vi. 91	53
3, f. 9; Obs. i. 149	33	<i>simonis.</i> <i>Trist.</i> Pro. Zool. Soc. 1865	64
Schwerzenbachii. <i>Bourg.</i> Rev. et Mag.		simplex. <i>Lea.</i> Tr. Am. Ph. Soc. x. pl. 5,	
1856, p. 71	64	f. 15; Obs. iv. 50	42
scitululus. <i>Lea.</i> Jl. Acad. Na. Sci. iv. 342;		simus. <i>Lea.</i> Tr. Am. Ph. Soc. vi. pl. 8, f.	
Obs. viii. 22	45	20; Obs. ii. 26	50
Scobina. <i>Ben.</i> Hanley's Supp.	64	<i>sinuata</i> (Potamida). <i>Swain.</i> Malacol. 379	62
scobinatus. <i>Lea.</i> Jl. Acad. Na. Sci. iii. 299;		<i>sinuata?</i> <i>Lam.</i> An. sans Ver. vi. 70	62
Obs. vi. 19	32	<i>sinuatus</i> (<i>Marg.</i>) <i>Stud.</i> Schweizer's Conch.	
scutulatus. <i>More.</i> Test. Nov. No. 1, p. 30	64	30	69
seutum. <i>Ben.</i> Reeve's Conch. Icon. 510	64	Sitifensis. <i>More.</i> Jl. de Conch. 1851	64
<i>securiformis.</i> <i>Con.</i> Pro. Acad. Na. Sci. iv.		Sloatinus. <i>Lea.</i> Tr. Am. Ph. Soc. viii. pl.	
Jl. i. 27	30	16, f. 33; Obs. iii. 55	31
<i>securis.</i> <i>Lea.</i> Tr. Am. Ph. Soc. iii. pl. 11,		smaragdites. <i>Ben.</i> An. and Mag. 1862	64
f. 17; Obs. i. 51	57	Smithii. <i>Gray.</i> Griffith's Cuvier, xii. pl.	
semigranosus. <i>Phili.</i> Conch. i. 19	34	20, f. 3	48
semiplicatus. <i>Troschel.</i> Wieg. Arch. 1841,		Solandri, f. <i>Sow.</i> Min. Conch. t. 6, p. 29	66
p. 180	64	<i>soleniformis.</i> <i>Lea.</i> Tr. Am. Ph. Soc. iv.	
semiquadratus. <i>Sow.</i> Reeve's Conch. Icon.		pl. 10, f. 17; Obs. i. 97	62
258	64	<i>solida</i> (<i>Mysea</i>). <i>Turt.</i> Manual, 22, pl. 2	58
semirugatus. <i>Lam.</i> An. sans Ver. vi. 76	57	<i>solida.</i> <i>Vill.</i> Cat. Moll. Lomb. 10	58
Seneltensis. <i>Gass.</i> Grateloup. Moll. de la		solidulus. <i>Phili.</i> Mal. Blat. 1869, p. 45	64
France, 45	64	solidus. <i>Lea.</i> Tr. Am. Ph. Soc. vi. pl. 5,	
Sennaariensis. <i>Küst.</i> Mal. Blat. 1867	64	f. 13; Obs. ii. 13	38
seriatus. <i>Parr.</i> Fauna Dalmatiens, by Frau-		<i>Solisiana.</i> <i>D'Orb.</i> Voy. Am. Mer. pl. 69	55
enfeld, 1856	64	sordidus. <i>Lea.</i> Tr. Am. Ph. Soc. x. pl. 12,	
<i>Shanghaiensis.</i> <i>Lea.</i> Jl. Acad. Na. Sci. iv.		f. 1; Obs. v. 10	54
242; Obs. vii. 60	32	Sowerbianus. <i>Lea.</i> Tr. Am. Ph. Soc. v.	
Shepardianus. <i>Lea.</i> Tr. Am. Ph. Soc. v.		pl. 10, f. 28; Obs. i. 180	38
pl. 13, f. 38; Obs. i. 207	57	spadiceus. <i>Lea.</i> Jl. Acad. Na. Sci. v. 55;	
Showalterii. <i>Lea.</i> Jl. Acad. Na. Sci. v. 73;		Obs. viii. 59	48
Obs. viii. 77	55	sparsus. <i>Lea.</i> Tr. Am. Ph. Soc. viii. pl. 25,	
Shurtleffianus. <i>Lea.</i> Jl. Acad. Na. Sci. iii.		f. 58; Obs. iii. 80	33
302; Obs. vi. 22	32	sparus. <i>Lea.</i> Jl. Acad. Na. Sci. vi. 306;	
Shuttleworthii. <i>Lea.</i> Jl. Acad. Na. Sci. iii.		Obs. xii. 66	45
304; Obs. vi. 24	36	spatulatus. <i>Lea.</i> Tr. Am. Ph. Soc. x. pl. 8,	
Siamensis. <i>Lea.</i> Jl. Acad. Na. Sci. vi. 279;		f. 22; Obs. iv. 54	43
Obs. xii. 39	57	speciosus. <i>Lea.</i> Jl. Acad. Na. Sci. v. 207;	
<i>sicula</i> (Potomida). <i>Swain.</i> Malac. 242	57	Obs. ix. 29	33

UNIO.	PAGE
sphaericus. <i>Lea.</i> Jl. Acad. Na. Sci. vi. 319;	
Obs. xii. 79	33
spheniopsis. <i>More.</i> Test. Nov. No. 1, p. 29	64
Spillmanii. <i>Lea.</i> Jl. Acad. Na. Sci. v. 98;	
Obs. viii. 102	42
<i>Spinelli.</i> <i>Villa.</i> Cat. Moll. Lombar.	59
spinosus. <i>Lea.</i> Tr. Am. Ph. Soc. vi. pl. 16,	
f. 50; Obs. ii. 57	35
spissus. <i>Lea.</i> Jl. Acad. Na. Sci. vii. 208;	
Obs. vii. 26	41
splendens, f. <i>Goldf.</i> Petr. ii. 182	66
splendidus. <i>Lea.</i> Tr. Am. Ph. Soc. vi. pl.	
19, f. 61; Obs. ii. 70	42
spuria (<i>Mya</i>). <i>Gmel.</i> Syst. Nat. 3222	30
spuria. <i>Lam.</i> An. sans Ver. vi. 80	31
squalidus. <i>Lea.</i> Jl. Acad. Na. Sci. vi. 22;	
Obs. xi. 26	51
squameus. <i>Lea.</i> Jl. Acad. Na. Sci. v. 200;	
Obs. ix. 22	51
stabilis. <i>Lea.</i> Jl. Acad. Na. Sci. v. 71; Obs.	
viii. 75	38
Staffinensis, f. <i>Forbes.</i> Geol. Jl. 7, t. 5, f. 5	66
stagnalis. <i>Con.</i> Pro. Acad. Na. Sci. iv.	
Jl. i. 275	42
stapes. <i>Lea.</i> Tr. Am. Ph. Soc. iv. pl. 7, f. 8;	
Obs. i. 87	33
stegarius. <i>Con.</i> Monog. pl. 46, f. 1	34
Steveniana. <i>Krynicky.</i> Bull. de Moscou	64
Stewardsonii. <i>Lea.</i> Tr. Am. Ph. Soc. x. pl.	
23, f. 36; Obs. v. 34	38
Stonensis. <i>Lea.</i> Tr. Am. Ph. Soc. viii. pl.	
8, f. 5; Obs. iii. 33	43
stramineus. <i>Con.</i> Am. Jl. Sci. xxv. pl. 1,	
f. 6, and Monog. pl. 50	35
Strebelii. <i>Lea.</i> Jl. Acad. Na. Sci. vi. 318;	
Obs. xii. 78	53
striatissimus. <i>Anth.</i> Am. Jl. Am. Conch. i.	
156	35
striatulus. <i>Lea.</i> Jl. Acad. Na. Sci. v. 55;	
Obs. viii. 59	37
striatus, f. <i>Goldf.</i> Petref. ii. 182. Bronn.	
Leth.	66
striatus. <i>Lea.</i> Tr. Am. Ph. Soc. viii. pl. 12,	
f. 16; Obs. iii. 41	40
Stricklandii, f. <i>Phil.</i> Jl. Geol. Soc. xiv.	66

UNIO.	PAGE
strictiplicatus, f. <i>Noul.</i> Grat. Moll. 48	66
strigosus. <i>Lea.</i> Tr. Am. Ph. Soc. viii. pl.	
9, f. 9; Obs. iii. 36	57
Stuarti. <i>Ad. & An.</i> Reeve's Conch. Icon. 281	52
suavidicus. <i>Lea.</i> Jl. Acad. Na. Sci. iii. 309;	
Obs. vi. 29	54
subangulatus. <i>Lea.</i> Tr. Am. Ph. Soc. viii.	
pl. 13, f. 23; Obs. iii. 47	45
subconstrictus, f. <i>Sow.</i> Min. Conch. t. 33,	
f. 2, 3	66
subcroceus. <i>Con.</i> Jl. Acad. Na. Sci. ii. 297	50
subellipsis. <i>Lea.</i> Jl. Acad. Na. Sci. iv. 62;	
Obs. vi. 62	45
subflavus. <i>Lea.</i> Jl. Acad. Na. Sci. iv. 90;	
Obs. vi. 90	52
subgibbosus. <i>Lea.</i> Jl. Acad. Na. Sci. iv. pl.	
6, f. 36; Obs. vi. 53	61
subglobosus. <i>Lea.</i> Tr. Am. Ph. Soc. v. pl. 2,	
f. 3; Obs. i. 142	55
subinflatus. <i>Con.</i> Monog. 97	52
sublatus. <i>Lea.</i> Jl. Acad. Na. Sci. iv. 82;	
Obs. vi. 82	57
subniger. <i>Lea.</i> Jl. Acad. Na. Sci. iv. 196;	
Obs. vii. 14	52
suborbiculata. <i>Lam.</i> An. sans Ver. vi. 81	55
subovatus. <i>Lea.</i> Tr. Am. Ph. Soc. iv. pl.	
18, f. 46; Obs. i. 128	37
subovatus. <i>Desh.</i> —?	37
subplanus. <i>Con.</i> Monog. pl. 41, f. 1	54
subporrectus, f. <i>Röm.</i> Nord. Ool. pl. 5	66
subreniformis. <i>Bourg.</i> Rev. et Mag. 1865	59
subrostratus. <i>Say.</i> Dissem. 1831	60
subrotundioides, f. <i>Lea.</i> Pro. Acad. Na. Sci.	
1868, p. 163	66
subrotundus. <i>Lea.</i> Tr. Am. Ph. Soc. iv.	
pl. 18, f. 45; Obs. i. 127	56
subrugosus, f. <i>Math.</i> Cat.	66
subsINUATUS, f. <i>Koch. & Dunk.</i> Beitr. pl. 7,	
f. 2	66
subspatulatus, f. <i>Meek & Hayden.</i> Pro. Acad.	
Na. Sci. 1857, p. 146	66
substriatus. <i>Lea.</i> Jl. Acad. Na. Sci. iii. 30;	
Obs. vi. 20	47
subtentus. <i>Say.</i> Jl. Acad. Na. Sci. v. and	
Am. Conch. pl. 15	32

UNIO.		UNIO.	
	PAGE		PAGE
<i>subtetragona</i> . Mich. Conch. Drap. pl. 16 . . .	54	Tavoyensis. Gould. Pro. Bost. Soc. N. H.	
subtetragonus, f. <i>S. Wood</i> . Crag. Moll. ii. 98 . . .	66	1843	31
subtortus. Baird & Ad. Pro. Zool. Soc. 1867 . . .	30	Tecomatensis. Lea. Tr. Am. Ph. Soc. viii.	
subtrapezius. Phil. Conch. iii. 80	56	pl. 21, f. 48; Obs. iii. 72	50
subtriangularis, f. (Pachyodon). Brown. An.		tellinarius, f. Goldf. Petrif. ii. 180	66
Nat. Hist. xii. pl. 16	66	tenebricus. Lea. Jl. Acad. Na. Sci. iv. 83;	
subtrigonus, f. Desh. Bronn's Urw. Konch.		Obs. vi. 83	45
i.	66	<i>tenebrosus</i> . Con. New Fr. Wat. Shells, pl. 7,	
subtrigonus. Sow. Reeve's Conch. Icon. 292 . . .	28	f. 1	44
subtruncatus, f. Fil. Sow. Tran. Geol. S.		tener. Lea. Tr. Am. Ph. Soc. viii. pl. 10,	
iv. 178	66	f. 10; Obs. iii. 36	44
subtumidus. D'Orb. Prod. Palæon. ii. 306 . . .	66	tenerus. Rav. Ravenel's Cat.	44
succissus. Lea. Tr. Am. Ph. Soc. x. pl. 21,		Tennesseensis. Lea. Tr. Am. Ph. Soc. x.	
f. 32; Obs. v. 31	38	pl. 10, f. 11; Obs. iii. 37	43
sudus. Lea. Jl. Acad. Na. Sci. iv. 194;		tenuis (<i>Dipsas</i>). Gray. Griffith's Cuvier,	
Obs. vii. 12	46	xii. pl. 24, f. 2	74
sulcatus. Lea. Tr. Am. Ph. Soc. iii. pl. 8,		tenuissimus (<i>Symph.</i>) Lea. Tr. Am. Ph.	
f. 12; Obs. i. 44	40	Soc. iii. pl. 11, f. 21; Obs. i. 67	61
sulcatus, f. Eichw. Petersburg Bull. vii. . . .	66	testudineus. More. Test. Nov. No. 1, p. 28 . . .	64
<i>sulcidens</i> . Lam. An. sans Ver. vi. 77	51	teres? Raf. Ann. des Sci. Phys. v. 321	58
<i>Sumatrensis</i> . Lea. Jl. Acad. Na. Sci. iv.		teres. Con. New Fr. Wat. Shells, pl. 7, f. 2 . . .	58
239; Obs. vii. 57	30	<i>teretiusculus</i> . Phil. Conch. iii. 45	58
<i>Sumatrensis</i> . Dunk. Zeits. 1852	40	<i>terminalis</i> . Bourg. Voy. Mer. Mort. pl. 3,	
superbus. Lea. Tr. Am. Ph. Soc. ix. pl. 42,		f. 4	39
f. 11; Obs. iv. 39	28	terrenus, f. Mort. Am. Jl. Sci. xxix. p. 149 . . .	66
suprajurensis, f. Röm. Oolith. 35	66	tesserulæ. Lea. Jl. Acad. Na. Sci. vi. 40;	
Swainsoni. Sow. Reeve's Conch. Icon. 396 . . .	30	Obs. xi. 44	36
<i>Swerzenbackii</i> . Bourg. Rev. et Mag. Zool.		testudinarius. Speng. Skriv. Nat. Hist. iii.	64
1856	46	tetralasmus. Say. Am. Conch. pl. 23	50
Swinhoei. H. Adams. Pro. Zool. Soc. 1866;		tetricus. Lea. Jl. Acad. Na. Sci. iv. 195;	
Reeve's Conch. Icon. 232	45	Obs. vii. 13	53
symmetricus. Lea. Tr. Am. Ph. Soc. x.		Texasensis. Lea. Jl. Acad. Na. Sci. iv. 359;	
pl. 4, f. 11; Obs. iv. 47	52	Obs. viii. 41	49
Syriacus. Lea. Jl. Acad. Na. Sci. vi. 56;		Theca. Ben. An. & Mag. 1862	64
Obs. xi. 60	35	Thorntonii. Lea. Jl. Acad. Na. Sci. vi. 38;	
Tabascoensis. Phil. ubi?	61	Obs. xi. 42	56
<i>teniatus</i> . Con. New Fr. Wat. Shells, 26 . . .	43	Thwaitesii. Lea. Jl. Acad. Na. Sci. iv. 246;	
Taitianus. Lea. Tr. Am. Ph. Soc. v. pl. 4,		Obs. vii. 64	41
f. 11; Obs. i. 151	38	Tientsinensis. Crosse & Dev. Pro. Zool. Soc.	
Tampicoensis. Lea. Tr. Am. Ph. Soc. vi.		1867	30
pl. 7, f. 18; Obs. ii. 24	41	<i>Tigridis</i> . Bourg. Voy. Mer. Mort. pl. 4, 7 . . .	39
Tappanianus. Lea. Tr. Am. Ph. Soc. vi.		Tigris. Fer. MSS. in Mus. at Paris	39
pl. 17, f. 55; Obs. iii. 62	62	Topekaensis. Lea. Jl. Acad. Na. Sci. vi.	
Taumilapanus. Con. Pro. Acad. Na. Sci.		313; Obs. xii. 73	43
Jan. 30, 1855	64	<i>torsa</i> . Raf. Ann. des Sci. Phys. v. 311	56

UNIO.		UNIO.	
	PAGE		PAGE
tortivus. <i>Lea.</i> Tr. Am. Ph. Soc. viii. pl. 12, f. 17; Obs. iii. 42	53	<i>tuberculata</i> (<i>Mya</i>). <i>Eat.</i> Zool. Text Book	34
tortuosus. <i>Lea.</i> Pro. Acad. Na. Sci. Apr. 1865: Jl. Acad. Na. Sci. vi. 286; Obs. xii. 46	30	<i>tuberculatus.</i> <i>Con.</i> Monog. pl. 22	34
<i>tortuosus.</i> <i>Sow.</i> Reeve's Conch. Icon. 330	51	<i>tuberculatus.</i> <i>Bar.</i> Am. Jl. Sci. vi. 125	34
Toulouzanii, f. <i>Mathe.</i> Cat. 169	66	<i>tuberculosa.</i> <i>Valen.</i> Humboldt's Voyage, v. 2	34
<i>trabalis.</i> <i>Con.</i> New Fr. Water Shells, 27; and Monog. pl. 60, f. 2	39	tuberosus. <i>Lea.</i> Tr. Am. Ph. Soc. viii. pl. 14, f. 25; Obs. iii. 48	33
transversalis, f. <i>M. de Serr.</i> Grat. Moll. 48	66	tumescens. <i>Lea.</i> Tr. Am. Ph. Soc. x. pl. 3, f. 7; Obs. iv. 45	38
transversus, f. <i>Brown.</i> An. N. Hist. xii. t. 16*, f. 5	66	tumidus. <i>Retz.</i> Nova Test. Gene. & Rossm. pl. 70	58
trapezoides. <i>Lea.</i> Tr. Am. Ph. Soc. iv. pl. 3, f. 1; Obs. i. 79	31	tumidus, f. <i>Sow.</i> Tr. Geol. Soc. 1837	66
triangularis. <i>Bar.</i> Am. Jl. Sci. vi.	36	tumidulus. <i>Lea.</i> Jl. Acad. Na. Sci. iii. 295; Obs. vi. 15	39
triembolus. <i>Ben.</i> An. & Mag. 1862	64	tumulatus, f. <i>Mort.</i> Am. Jl. Sci. xxix. 149	66
trifidus. <i>Lea.</i> Jl. Acad. Na. Sci. v. 386; Obs. x. 22	50	Tuomeyi. <i>Lea.</i> Tr. Am. Ph. Soc. x. pl. 13, f. 4; Obs. v. 12	53
<i>trigonus.</i> <i>Say.</i> Am. Conch. No. 6	38	turgida, f. (<i>Carbonicola</i>). <i>McCoy.</i> <i>Brown</i> (<i>Pachyodon</i>). An. N. Hist. xii. t. 16, f. 13	66
<i>trigonus.</i> <i>Lea.</i> Tr. Am. Ph. Soc. iv. pl. 16, f. 40; Obs. i. 120	38	turgidulus. <i>Lea.</i> Jl. Acad. Na. Sci. v. 62; Obs. viii. 66	42
<i>trigonus,</i> f. <i>Röm.</i> Nord. Ool. 213, 1836	66	turgidus. <i>Lea.</i> Tr. Am. Ph. Soc. vi. pl. 5, f. 11; Obs. ii. 11	34
<i>trigonus,</i> f. <i>Kock.</i> 1837, pl. 1, f. 2	66	<i>Turtonii.</i> <i>Payr.</i> Cat. Moll. Corse. 65	59
trinaerus. <i>Lea.</i> Jl. Am. Na. Sci. v. 86; Obs. viii. 90	36	uber. <i>Con.</i> Am. Jl. Conch. ii. 279	64
tripartitus. <i>Lea.</i> Jl. Acad. Na. Sci. vi. 57; Obs. xi. 61	35	Uharéensis. <i>Lea.</i> Jl. Acad. Na. Sci. vi. 304; Obs. xii. 63	52
<i>Tripolitanus</i> (<i>Monoc.</i>) <i>Bourg.</i> Voy. Mer. Mort. pl. 4, f. 10, 12	72	<i>umbonatus.</i> <i>Bourg.</i> Rev. et Mag. 1865	55
<i>triradiata.</i> "Museum" at Paris	31	<i>umbonatus,</i> f. <i>Fisch.</i> Bull. de Nat. 1840	66
trirostris. <i>Ben.</i> Reeve's Conch. Icon. 331	64	<i>umbonatus.</i> <i>Rossm.</i> Icon. iii. 36	54
<i>tristis.</i> <i>More.</i> Moll. du Port. 107	48	umbrans. <i>Lea.</i> Jl. Acad. Na. Sci. iv. 72; Obs. vi. 72	45
Troostii. <i>Lea.</i> Tr. Am. Ph. Soc. v. pl. 10, f. 30; Obs. i. 183	39	umbrosus. <i>Lea.</i> Jl. Acad. Na. Sci. iii. 311; Obs. vi. 31	41
Troschelianus. <i>Lea.</i> Tr. Am. Ph. Soc. x. pl. 23, f. 39; Obs. v. 36	40	<i>undatus.</i> <i>Bar.</i> Am. Jl. Sci. 1823, p. 121	38
trossulus. <i>Lea.</i> Tr. Am. Ph. Soc. ix. pl. 40, f. 6; Obs. iv. 36	39	<i>undulatus.</i> <i>Bar.</i> Am. Jl. Sci. vi.	29
<i>truncatus.</i> <i>Say.</i> Am. Conch. pl. 67	36	<i>undulatus.</i> <i>Desh.</i> —?	39
<i>truncatus.</i> <i>Speng.</i> Skriv. Nat. Hist. iii.	64	<i>undulatus.</i> <i>Say.</i> Am. Conch. pl. 16	29
<i>truncatus.</i> <i>Swain.</i> Zool. Ill. 2d Ser. i. pl. 10	39	<i>undulatus</i> (<i>Marg.</i>) <i>Say.</i> Nich. Ency. Am. Ed. Art. Conch.	63
<i>truncatosus.</i> <i>Potier.</i> Gall. des Moll. ii. 158	64	unicolor. <i>Lea.</i> Tr. Am. Ph. Soc. x. pl. 4, f. 12; Obs. iv. 48	55
<i>truncatosa,</i> f. <i>Mich.</i> Mag. de Zool. 1837, p. 85	66	uniformis, f. <i>Sow.</i> Min. Conch. i. 83	66
<i>tuberculata?</i> <i>Raf.</i> Ann. des Sci. Phys. v. 308	34	Urii, f. <i>Flem.</i> Brit. Ani. 417	66

UNIO.		UNIO.	
	PAGE		PAGE
Uruguayensis. <i>Lea.</i> Jl. Aca. Na. Sci. v. 388; Obs. x. 24	46	<i>verrucosus</i> , var. <i>b.</i> <i>Barnes.</i> Am. Jl. Sci. vi. 33	33
utriculus. <i>Lea.</i> Tr. Am. Ph. Soc. x. pl. 1, f. 3; Obs. iv. 43	46	<i>verrucosus albus.</i> <i>Say.</i> Synopsis in Am. Conch. No. 6	33
Valdensis, f. <i>Mant.</i> Sow. M. Conch. t. 646	66	<i>verrucosus albus.</i> <i>Hill.</i> Am. Jl. Sci. xiv. 281	34
Valdivianus. <i>Phil.</i> Mal. Blatt. 1869, p. 48	64	<i>verrucosus purpureus.</i> <i>Hill.</i> Am. Jl. Sci. xiv. 281	34
Valentinus. <i>Rossm.</i> Icon. iii. 37	55	versus. <i>Lea.</i> See note, ante, p. 46	46
vallatus. <i>Lea.</i> Jl. Acad. Na. Sci. vi. 315; Obs. xii. 75	34	verus. <i>Lea.</i> Jl. Acad. Na. Sci. v. 83; Obs. viii. 87	38
Vanuxemii. <i>Lea.</i> Tr. Am. Ph. Soc. vi. pl. 11, f. 31; Obs. ii. 36	46	verutus. <i>Lea.</i> Jl. Acad. Na. Sci. iv. 335; Obs. viii. 17	57
variabilis (<i>Mya</i>). <i>Mat.</i> Linn. Trans. x.	56	Vescoi. <i>Bourq.</i> Rev. et Mag. Zool. pl. 2, f. 4-8	46
varicosus. <i>Lea.</i> Tr. Am. Ph. Soc. iv. pl. 11, f. 20; Obs. i. 100	34	vestitus. <i>Lea.</i> Jl. Acad. Na. Sci. v. 189; Obs. ix. 11	50
<i>varicosus (Morg.) Lam.</i> An. sans Ver. vi. 78	67	vetusta. f. <i>Meek.</i> Pro. Acad. Na. Sci. July, 1860	66
Vaughanianus. <i>Lea.</i> Tr. Am. Ph. Soc. vi. pl. 3, f. 5; Obs. ii. 5	61	vibex. <i>Con.</i> New Fr. Wat. Shells, 31	48
velaris. <i>Ben.</i> Hanley's Des. Cat. pl. 23, f. 42	28	vicinus. <i>Lea.</i> Jl. Acad. Na. Sci. iv. 61; Obs. vi. 61	52
velatus. <i>Con.</i> Jl. Acad. Na. Sci. ii. 298	36	Vignonana. <i>Reeve.</i> Conch. Icon. 120	32
vellicatus. <i>Reeve.</i> Conch. Icon.	64	<i>vindiflavus.</i> <i>Küst.</i> —?	59
velum. <i>Say.</i> Dissem. 1829	61	<i>violaceus.</i> <i>Speng.</i> Skriv. Nat. Hist. iii. Mag. Zool. 1835	51
ventricosa (<i>Mya</i>). <i>Soland.</i> MSS. See Lister, pl. 155	61	virens. <i>Lea.</i> Jl. Acad. Na. Sci. iv. 80; Obs. vi. 80	52
ventricosa (<i>Lampsilis</i>). <i>Stimp.</i> Shells New England, 14	41	virescens. <i>Lea.</i> Jl. Acad. Na. Sci. iv. 341; Obs. viii. 23	42
ventricosus. <i>Desh.</i> An. sans Ver. 2d Ed. vi. 538	37	<i>Virginiana.</i> <i>Lam.</i> An. sans Ver. vi. 79	44
ventricosus. <i>Say.</i> Am. Conch. pl. 32	41	viridans. <i>Lea.</i> Jl. Acad. Na. Sci. iv. 337; Obs. viii. 19	52
ventricosus. <i>Bar.</i> Am. Jl. Sci. vi.	41	viridicatus. <i>Lea.</i> Jl. Acad. Na. Sci. iv. 87; Obs. vi. 87	52
ventricosus. <i>Reeve.</i> Conch. Icon. 235	42	viridiradiatus. <i>Lea.</i> Jl. Acad. Na. Sci. iv. 336; Obs. viii. 18	60
ventricosus, f. <i>Bowl.</i> Bronn. Cat. 149	66	<i>viridis.</i> <i>Con.</i> New Fr. Wat. Shells, pl. 9, f. 1	62
ventrosus. <i>Küst.</i> —?	59	viridulus. <i>Lea.</i> Jl. Acad. Na. Sci. vi. 10; Obs. xi. 14	58
venustus. <i>Lea.</i> Tr. Am. Ph. Soc. vi. pl. 2, f. 4; Obs. ii. 4	43	<i>vitreus.</i> <i>Stenz.</i> Rossm. Icon.	48
venustus. <i>More.</i> Jl. de Conch. 1866	66	vittatus. <i>Lea.</i> Jl. Acad. Na. Sci. iv. 249; Obs. vii. 67	35
Veracruzensis. <i>Lea.</i> Jl. Acad. Na. Sci. vi. 320; Obs. xii. 80	45	Voltzii, f. <i>Koch. & Dunk.</i> Beitrag zur Kenntniss, pl. 7, f. 3	66
Veræ-Pacis. <i>Trist.</i> Pro. Zool. Soc. 1863	66	<i>vilgaris.</i> <i>Stab.</i> Moll. di Lugano	59
verecundus. <i>Gould.</i> Wilkes' U. S. Explor. Exp. xii. 431	47		
Verreauxianus. <i>Lea.</i> Jl. Acad. Na. Sci. vi. 301; Obs. vi. 22	36		
<i>verrucosa.</i> <i>Valen.</i> Humboldt's Voy. ii. 231	33		
<i>verrucosa (Mya).</i> <i>Eat.</i> Zool. Text Book	34		
<i>verrucosus.</i> <i>Bar.</i> Am. Jl. Sci. vi.	34		

UNIO.

	PAGE
Waccamawensis. <i>Lea.</i> Jl. Acad. Na. Sci. vi. 16; Obs. xi. 20	36
Walteri, f. <i>Mant.</i> Bronn. Geol. i. 313	66
Wardii. <i>Lea.</i> Jl. Acad. Na. Sci. v. 187; Obs. ix. 9	33
Watereensis. <i>Lea.</i> See note ante, p. 53	53
Weldonensis. <i>Lea.</i> Jl. Acad. Na. Sci. vi. 11; Obs. xi. 15	51
Wetzeleri, f. <i>Dunk.</i> Pictet's Traite, iii. 529	66
Wheatleyanus. <i>Lea.</i> Jl. Acad. Na. Sci. iii. 308; Obs. vi. 28	50
Whiteianus. <i>Lea.</i> Tr. Am. Ph. Soc. x. pl. 14, f. 8; Obs. v. 14	53
Wilsonii. <i>Lea.</i> Jl. Acad. Na. Sci. iv. 256; Obs. vii. 74	47
Woodwardianus. <i>Lea.</i> Jl. Acad. Na. Sci. v. 199; Obs. vii. 17	36
Woolwichii. <i>More.</i> Moll. de Port. 105	55
Wrightii. <i>Lea.</i> Jl. Acad. Na. Sci. vi. 283; Obs. xii. 43	32
Wymanii. <i>Lea.</i> Jl. Acad. Na. Sci. v. 381; Obs. x. 17	35
Wynegungaensis. <i>Lea.</i> Jl. Acad. Na. Sci. iv. 271; Obs. vii. 89	50
Zelebori. <i>Fraun.</i> Novara Exp. Moll. pl. 2, p. 28	52
Zeyheri. <i>Menke.</i> Zeits. 1848, p. 28	64
Zieglerianus. <i>Lea.</i> Tr. Am. Ph. Soc. vi. pl. 10, f. 27; Obs. ii. 32	45
zigzag. <i>Lea.</i> Tr. Am. Ph. Soc. iii. pl. 12, f. 19; Obs. i. 54	36
Zimmermani. <i>Stentz. Potier.</i> Gall. des Moll. 158	64
——, f. <i>Sow.</i>	66

SUBGENUS MARGARITANA.

<i>abducta</i> (Alas.) <i>Say.</i> MSS.?	67
Alabamensis. <i>Lea.</i> Jl. Acad. Na. Sci. v. 104; Obs. viii. 103	68
<i>ambigua</i> (Alas.) <i>Say.</i> Jl. Acad. Na. Sci. v. 131	69
<i>arcuata</i> (Alas.) <i>Bar.</i> Am. Jl. Sci. vi. 277	69
<i>arcuata.</i> <i>Stimp.</i> Shells of New Eng. 15	69

MARGARITANA.

	PAGE
<i>arcuata</i> (<i>Mya.</i>) <i>Eat.</i> Zool. Text Book	69
<i>arcuata.</i> <i>Lea.</i> Tr. Am. Ph. Soc. vi. pl. 22, f. 69; Obs. ii. 71	67
<i>calceola.</i> <i>Lea.</i> Tr. Am. Ph. Soc. iii. 1; Obs. i. 7	68
<i>calceolus</i> (<i>Unio</i>). <i>Say.</i> Synopsis in Am. Conch. No. 6	67
<i>cariosa</i> (<i>Unio</i> , var. 2). <i>Lam.</i> An. sans Ver. vi. 80	67
<i>Carolinianus</i> (<i>Unio</i>). <i>Bose.</i> Hist. Nat. des Coq. iii. 139	69
<i>complanata</i> (Alas.) <i>Bar.</i> Am. Jl. Sci. vi. 273	67
<i>complanatus</i> (Alas.) <i>Midd.</i> Sibir. Reise, 273, pl. 27, f. 1-6	70
<i>complanata</i> (<i>Unio</i>). <i>Desh.</i> An sans Ver. 2d ed. vi.	67
<i>complanata</i> (<i>Symph.</i>) <i>Lea.</i> Tr. Am. Ph. Soc. iii. 448; Obs. i. 62	67
<i>complanata</i> (<i>Mya</i>). <i>Eat.</i> Zool. Text Book	67
<i>compressa</i> (Alas.) <i>Menke.</i> Synopsis, 106	73
<i>compressa</i> (Alas.) <i>Vill.</i> Cat. Moll. Lomb. 10	73
<i>confragosa</i> (Alas.) <i>Say.</i> Dissem. and Am. Conch. pl. 21	67
<i>confragosa</i> (<i>Unio</i>). <i>Desh.</i> Tr. Elém. Conch. ii.	67
<i>Connasaugaensis.</i> <i>Lea.</i> Jl. Acad. Na. Sci. iv. 229; Obs. vii. 47	69
<i>corrugata</i> (Alas.) <i>Dekay.</i> N. York Report Nat. Hist. i. pl. 24, f. 259	67
<i>crassissima.</i> <i>Klein.</i> Tent. Meth. Ostra, 146	69
<i>Curreyana.</i> <i>Lea.</i> Tr. Am. Ph. Soc. viii. pl. 18, f. 40; Obs. iii. 61	68
<i>deliscens</i> (<i>Unio</i>). <i>Say.</i> Disseminator, ii. and Am. Conch. pl. 24	69
<i>deltoidea.</i> <i>Lea.</i> Tr. Am. Ph. Soc. vi. pl. 13, f. 38; Obs. ii. 43	67
<i>depressa</i> (<i>Unio</i>). <i>Pfeif.</i> L. and S. Moll. pl. 8	73
<i>depressa</i> (Alas.) <i>Vill.</i> Cat. Moll. Lom. 10	73
<i>Elliottii.</i> <i>Lea.</i> Jl. Acad. Na. Sci. iv. 226; Obs. vii. 44	68
<i>elliptica.</i> <i>Lea.</i> Jl. Acad. Na. Sci. v. 106; Obs. viii. 110	68
<i>elongata</i> (<i>Unio</i>). <i>Lam.</i> An. sans Ver. vi. 70	69
<i>elongatus</i> (Alas.) <i>Thompson.</i> Cat. Irish Shells	69

MARGARITANA.

	PAGE
<i>Etowaensis</i> . <i>Con.</i> Pro. Acad. Na. Sci. iv. 154	70
<i>Etowahensis</i> . <i>Lea.</i> Jl. Acad. Na. Sci. iv. 227; Obs. vii. 45; (changed to Georgiana in Pro. Acad. Nat. Sci. 1859)	68
<i>fabula</i> . <i>Lea.</i> Tr. Am. Ph. Soc. vi. pl. 13, f. 39; Obs. ii. 44	70
<i>falcata</i> (<i>Alas.</i>) <i>Gould.</i> Wilkes' U. S. Exp. xii. 432	69
<i>fluvialilis</i> . <i>Shum.</i> Nov. Syst. pl. 11, f. 4	69
<i>Georgiana</i> . <i>Lea.</i> Pro. Acad. Na. Sci. 1859	68
<i>Gesnerii</i> . <i>Lea.</i> Jl. Acad. Na. Sci. v. 211; Obs. ix. 33	67
<i>glabratus</i> (<i>Unio</i>). <i>Sow.</i>	68
<i>hians</i> (<i>Unio</i>). <i>Valen.</i> Recueil d'Obs. Zool. pl. 54, f. 2	68
<i>Hildrethiana</i> (<i>Unio</i>). <i>Lea.</i> Tr. Am. Ph. Soc. v. pl. 3, f. 8; Obs. i. 148	69
<i>Holstonia</i> . <i>Lea.</i> Tr. Am. Ph. Soc. vi. pl. 13, f. 37; Obs. ii. 42	70
<i>impressa</i> (<i>Alas.</i>) <i>Anth.</i> Am. Jl. Conch. 1865, p. 157	68
<i>incurva</i> (<i>Alas.</i>) <i>Fer.</i> —?	70
<i>margaritifera</i> (<i>Mya</i>). <i>Lin.</i> Sys. Nat. 1112	69
<i>margaritifera</i> (<i>Alas.</i>) <i>Flem.</i> Br. Animals	69
<i>margaritifera</i> (<i>Unio</i>). <i>Retz.</i> Nova Test. Gen.	69
<i>marginata</i> (<i>Alas.</i>) <i>Say.</i> Jl. Acad. Na. Sci. i. 450	67
<i>marginata</i> (<i>Alas.</i>) <i>Say.</i> Am. Conch. No. 6	68
<i>minor</i> . <i>Lea.</i> Tr. Am. Ph. Soc. x. pl. 8, f. 26; Obs. iv. 34	67
<i>oriens</i> (<i>Unio</i>). <i>Lea.</i> Tr. Am. Phil. Soc. 6, pl. 6, f. 4; Obs. i. 83	69
<i>Pfeifferiana</i> . <i>Bern.</i> Jl. de Conch. 1860	68
<i>quadrata</i> . <i>Lea.</i> Jl. Acad. Na. Sci. v. 210; Obs. v. 32	68
<i>radiata</i> (<i>Alas.</i>) <i>Con.</i> Am. Jl. Sci. xxv. pl. 1, f. 10	68
<i>Raveneliana</i> . <i>Lea.</i> Tr. Am. Ph. Soc. v. pl. 17, f. 50; Obs. i. 218	68
<i>regulosa</i> (<i>Mya</i>). <i>Wood.</i> Ind. Test. Supp. f. 7	67
<i>rivalis</i> (<i>Unio</i>). <i>Ziegl.</i> MSS.	69
<i>Roissyji</i> (<i>Unio</i>). <i>Mich.</i> Compl. Hist. Nat. 112	69
<i>rugosa</i> (<i>Alas.</i>) <i>Bar.</i> Am. Jl. Sci. vi. 278	67

MARGARITANA.

	PAGE
<i>rugosa</i> (<i>Mya</i>). <i>Eat.</i> Zool. Text Book, 222	67
<i>rugosa</i> (<i>Compla.</i>) <i>Stimp.</i> Shells N. Eng. 14	67
<i>sculptilis</i> (<i>Alas.</i>) <i>Say.</i> Dissem. 1829	68
<i>sculptilis</i> (<i>Strop.</i>) <i>Stimp.</i> Shells N. Eng. 15	68
<i>sinuata</i> (<i>Unio</i>). <i>Stud.</i> Schw. Conch.	69
<i>Spillmanii</i> . <i>Lea.</i> Jl. Acad. Na. Sci. v. 105; Obs. viii. 109	69
<i>Stuarti</i> . <i>Ad. & An.</i> Pro. Zool. Soc. 1863	70
<i>Tombigbéensis</i> . <i>Lea.</i> Jl. Acad. Na. Sci. v. 107; Obs. viii. 111	68
<i>triangulata</i> . <i>Lea.</i> Jl. Acad. Na. Sci. iv. 228; Obs. vii. 46	68
<i>Tripolitana</i> (<i>Alas.</i>) <i>Fer.</i> —?	70
<i>truncata</i> (<i>Alas.</i>) <i>Con.</i> New Fr. Wat. Shells, 73	68
<i>truncata</i> (<i>Alas.</i>) <i>Say.</i> MSS.	67
<i>undulata</i> (<i>Alas.</i>) <i>Say.</i> Nich. Ency. Am. ed. and Jl. Acad. Na. Sci. i.	68
<i>undulata</i> (<i>Mya</i>). <i>Wood.</i> Ind. Test. Supp. pl. 1	68
<i>varicosa</i> (<i>Unio</i>). <i>Lam.</i> An. sans Ver. vi. 78	67
<i>Vingnouana</i> . <i>Bern.</i> Jl. de Conch. 1859	67
<i>Vondembuschiana</i> (<i>Monoc.</i>) <i>Lea.</i> Tr. Am. Ph. Soc. viii. pl. 18, f. 39; Obs. iii. 60	73
<i>Yubaensis</i> (<i>Alas.</i>) <i>Trask.</i> Pro. Cal. A. N. S. i. 30	69

SUBGENUS PLAGIODON.

<i>isocardioides</i> . <i>Lea.</i> Pro. Acad. Na. Sci. viii. 79; Jl. Acad. Na. Sci. iii. 318; and Obs. vi. 37	71
<i>unio isocardioides</i> . <i>Reeve.</i> Conch. Icon. 484. See Errata.	

SUBGENUS MONOCONDYLÆA.

<i>Bonellii</i> (<i>Alas.</i>) <i>Villa.</i> Cat. Shells of Lombardy	72
<i>Bonellii</i> (<i>Alas.</i>) <i>Fer.</i> MSS. labels. Rossm. Icon. 134	72
<i>Cambodjensis</i> . <i>Petit.</i> Jl. de Conch. 1865	72
<i>compressa</i> . <i>Lea.</i> Jl. Acad. Na. Sci. vi. 30; Obs. xi. 34	73

MONOCONDYLÆA.

	PAGE
Corrientesensis. <i>D'Orb.</i> Mag. de Zool. No. 62, p. 38	73
costulata. <i>Mori.</i> Rev. et Mag. 1858	72
crebristriata. <i>Anth.</i> Am. Jl. Conch. i. 205	72
<i>crispata</i> (<i>Alas.</i>) <i>Mouss.</i> L. & S. Moll. Java 97	73
Cumingii. <i>Lea.</i> Pro. Zool. Soc. 1850; Jl. Acad. Na. Sci. iv. 235; Obs. vii. 53	73
exilis. <i>More.</i> Jl. de Conch. 1866, p. 63	73
fossiculifera. <i>D'Orb.</i> Mag. de Zool. No. 62, p. 38	73
<i>fragilis</i> (<i>Marg.</i>) <i>Mouss.</i> Moll. Java, 93	73
Franciscana. <i>Mori.</i> Nat. H. Soc. Gen. viii. pl. 3, f. 14-17	72
Guarayana. <i>D'Orb.</i> Mag. de Zool. No. 62, p. 38	73
inoscularis (<i>Anod.</i>) <i>Gould.</i> Pro. Bost. Soc. N. Hist. 1843	73
lentiformis. <i>Lea.</i> Jl. Acad. Na. Sci. vi. 272; Obs. xii. 32	72
Mardinensis. <i>Lea.</i> Pro. Acad. Na. Sci. Dec. 1864; Jl. Acad. Na. Sci. vi. 252; Obs. xii. 12	73
<i>Méhonii.</i> <i>Bourg.</i> Voy. Mer. Mort.	72
minuana. <i>D'Orb.</i> Mag. de Zool. No. 62, p. 37	73
Mouhotiana. <i>Lea.</i> Jl. Acad. Na. Sci. vi. 65; Obs. xi. 69	73
orbicularis. <i>More.</i> Rev. et Mag. de Zool. 1866	73
Paraguayana. <i>D'Orb.</i> Mag. de Zool. No. 62, p. 37	73
Parchappii. <i>D'Orb.</i> Mag. de Zool. No. 62, p. 38	73
Pazii. <i>Lea.</i> Jl. Acad. Na. Sci. vi. 273; Obs. xii. 33	73
Peguensis. <i>Anth.</i> Am. Jl. Conch. i. 205	73
planulata. <i>Lea.</i> Jl. Acad. Na. Sci. iv. 262; Obs. vii. 80	73
reticulata. <i>Mori.</i> Rev. et Mag. 1858	72
rhomboidea. <i>Lea.</i> Jl. Acad. Na. Sci. iv. 263; Obs. vii. 81	72
Salweniana (<i>Pseudodon.</i>) <i>Gould.</i> Pro. Bos. Soc. N. H. Dec. 1843	72
Saulcyi (<i>Unio.</i>) <i>Bourg.</i> Voy. Mer. Mort. 74	72
Tamsiana. <i>Dunk.</i> Malak. Blatt. 1858	73

MONOCONDYLÆA.

	PAGE
tumidus. <i>More.</i> Jl. de Conch. 1866	73
Vondembuschiana (<i>Marg.</i>) <i>Lea.</i> Tr. Am. Ph. Soc. viii. pl. 18, f. 39; Obs. iii. 60	73
Wheatleyi. <i>Lea.</i> Jl. Acad. Na. Sci. v. 399; Obs. x. 35	72
<i>Zollingeri</i> (<i>Alas.</i>) <i>Mouss.</i> L. and S. Moll. von Java, 96, pl. 18	73

SUBGENUS DIPSAS.

<i>alatus</i> (<i>An.</i>) <i>Sow.</i> Gen. Shells, f. 1	74
<i>bi-alata</i> (<i>Unio.</i>) <i>Desh.</i> An. sans Ver. 2d Ed. vi.	74
<i>bi-alata</i> (<i>Symph.</i>) <i>Lea.</i> Tr. Am. Ph. Soc. iii. pl. 14, f. 24; Obs. i. 59	74
<i>Chincensis</i> (<i>An.</i>) <i>Phili.</i> In Küst. ix.	74
<i>Chinensis</i> (<i>Dian.</i>) <i>Raf.</i> Continuation of Monog. 7	74
<i>dipsas</i> (<i>An.</i>) <i>Fer.</i> (MSS.)	74
<i>discoidea</i> (<i>Symph.</i>) <i>Lea.</i> Tr. Am. Ph. Soc. v. pl. 11, f. 33; Obs. i. 187	74
<i>discoideus.</i> <i>Lea.</i> Obs. ii. 136	74
<i>discoideus</i> (<i>Unio.</i>) <i>Reeve.</i> Conch. Icon.	74
<i>dubius</i> (<i>Myt.</i>) <i>Gmcl.</i> Syst. Nat. 3363	74
<i>exotica</i> (<i>An.</i>) <i>Blain.</i> Man. Malacol.	47
<i>plicata</i> (<i>Barbala.</i>) <i>Humph.</i> MSS.	74
<i>plicatus.</i> <i>Leach.</i> Zool. Miscett. 1815	74
<i>plicatus</i> (<i>Myt.</i>) <i>Sol.</i> MSS.	74
<i>tenuis</i> (<i>An.</i>) <i>Gray.</i> Griff. Cuvier, xii.	74
<i>tenuis</i> (<i>Unio.</i>) <i>Gray.</i> Griff. Cuvier, xii.	74
<i>tuberculata</i> (<i>Cristaria.</i>) <i>Schum.</i> Essai Nov. Syst. 107	74
<i>tuberculatus</i> (<i>An.</i>) <i>Fer.</i> MSS.	74

SUBGENUS ANODONTA.

Abyssina, f. <i>Mort.</i> Am. Jl. Sci. xxix. 149	85
Amazonensis. <i>Lea.</i> Jl. Acad. Na. Sci. v. 395; Obs. x. 31	82
<i>anatina</i> (<i>Anodontites.</i>) <i>Poir.</i> Prodrum. 109	78
<i>anatina.</i> <i>Lam.</i> An. sans Ver. vi. 85	76
<i>anatinella.</i> <i>Stab.</i> Moll. of Lugano	78
<i>anatinoides</i> , f. <i>Klein.</i> Brönn. Wurt. Jahrb. ii.	85

ANODONTA.		ANODONTA.	
	PAGE		PAGE
<i>anatinus</i> (Myt.) Lin. Sys. Nat. 1158	76	<i>Bridgesii</i> . Lea. Jl. Acad. Na. Sci. vi. 291; Obs. xii. 51	81
<i>angulata</i> . Lea. Tr. Am. Ph. Soc. vi. pl. 16, f. 52; Obs. ii. 97	83	<i>Buehanensis</i> . Lea. Tr. Am. Ph. Soc. vi. pl. 14, f. 43; Obs. ii. 47	82
<i>angustior</i> . Klein. Tent. Meth. Ostra, 129	76	<i>Burroughiana</i> . Lea. Tr. Am. Ph. Soc. v. pl. 16, f. 49; Obs. i. 217	81
<i>annulata</i> . Sow. Reeve's Conch. Icon. 67	84	<i>Burroughiana</i> . Chenu. Ill. Conch. pl. 3	84
<i>anserina</i> . Spix. Test. Braz. pl. 21	83	<i>Cailliaudii</i> . Lea. Jl. Acad. Na. Sci. v. 395; Obs. x. 31	81
<i>anserirostris</i> . Küst. Sys. Conch. Cab. ix. 55	77	<i>Californiensis</i> . Lea. Tr. Am. Ph. Soc. x. pl. 25, f. 47; Obs. v. 42	75
<i>antiqua</i> , f. D'Orb. Mag. Zool. 1836, t. 78	85	<i>callifera</i> . Mart. Pro. Zool. Soc. 1860	84
<i>aquensis</i> , f. Math. Cat. Foss. 171	85	<i>callosa</i> . Küst. Sys. Conch. Cab. ix. 36	77
<i>arcuata</i> . Fer. Caill. Voy. Méroé, pl. 16	83	<i>canescens</i> . Stentz. In Rossmaster's Icon.	84
<i>arcuata</i> (Iridina). Caill. Voy. a Mer. iv. 263	83	<i>capitata</i> . Küst. —?	
<i>arealis</i> . Küst. Syst. Conch. Cab. ix. 47	77	<i>carinata</i> . Dunk. Mal. Blatt. 1858	84
<i>Arelatensis</i> . Jaq. Guide Voy. à Arles	77	<i>carinifera</i> . Con. Cover of Monog. No. 9	84
<i>arenaria</i> . Bourg. Rev. et Mag. 1863	78	<i>cariosa</i> . Küst. Syst. Conch. Cab. ix. 43	77
<i>areolata</i> . Swain. Zool. Ill. 2d Ser. pl. 18	79	<i>cataracta</i> (Unio). Desh. An. sans Ver. 2d Ed. vi.	80
<i>argentea</i> . Lea. Tr. Am. Ph. Soc. viii. pl. 19, f. 41; Obs. iii. 61	79	<i>cataracta</i> . Say. Nich. Ency. Am. Conch. pl. 3	80
<i>Arkansensis</i> . Lea. Tr. Am. Ph. Soc. x. pl. 29, f. 56; Obs. v. 49	80	<i>cataracta</i> (Myt.). Eat. Zool. Text Book, 224	80
<i>assimilis</i> . Zieg. Drouet Etudes, 21	78	<i>cellensis</i> . Pfeif. Moll. pl. 6	77
<i>atrovirens</i> . Phil. Menke's Zeits. 1848, p. 130	84	<i>Chaiziana</i> (Iridina?) Rang. Mag. de Zool.?	79
<i>atrovirens</i> . Shutt. Rev. et Mag. Drouet, 1854, No. 5 and 6	84	<i>Charpentierii</i> . Küst. Sys. Conch. Cab. ix. 49	84
<i>attenuata</i> . Held. Isis. 1836	77	<i>Chinensis</i> (Unio). Küst. —?	47
<i>attenuata</i> . Stab.		<i>Chinensis</i> . Fer. MSS.	84
<i>aurata</i> . Küst. Sys. Conch. Cab. ix. 30	75	<i>Chiquitana</i> . D'Orb. Mag. de Zool. No. 62, p. 41	80
<i>Avonensis</i> (Myt.) Monta. Test. Brit. 172	76	<i>ciconia</i> . Gould. Pro. Nat. Hist. Soc. Bos. Nov. 1851, and Jl. vi. 402	83
<i>Baikii</i> (Spatha). Adams. Pro. Zool. Soc. 1866	89	<i>coarctata</i> . Anton. Verz. der Conch. 16	84
<i>Bambousearum</i> . More. Test. Nov. No. 2, p. 24	84	<i>coarctata</i> . Potier & Mich. Gall. des Moll. Doube, pl. 42	77
<i>Bealei</i> . Lea. Jl. Acad. Na. Sci. vi. 26; Obs. xi. 30	81	<i>cognata</i> . Gould. Wilkes' U. S. Exp. Exp. xii. 435	78
<i>bellua</i> . More. Rev. et Mag. de Zool. 1866, p. 167	74	<i>complanata</i> . Zieg. Küst. Rossm. Icon. 112	77
<i>Benacensis</i> . Villa. Cat. Moll. Lombardia, 61	84	<i>compressa</i> (Alas.) Por. Mala. Prov. Comas- ca, 113	78
<i>Benedictii</i> (Symph.) Lea. Tr. Am. Ph. Soc. v. pl. 16, f. 48; Obs. xi. 216	75	<i>confervigera</i> . Schliit. In Küster's Sys. Conch.	78
<i>Bengalensis</i> . Reeve. Conch. Icon. 49	84	<i>contorta</i> . Brown. Ill. Conch. Gr. Brit. 81	77
<i>Beringiana</i> . Midd. Sibi Reise, 284	78	<i>contracta</i> . Stab. Moll. of Lugano	78
<i>Blainvilliana</i> . Lea. Tr. Am. Ph. Soc. v. pl. 12, f. 35; Obs. i. 189	86	<i>convexa</i> . Dupuy. Moll. du Gers. 73	77
<i>Blainvilliana</i> . Reeve. Conch. Icon. No. 9	83		

ANODONTA.		ANODONTA.	
	PAGE		PAGE
Cordieri, f. <i>D'Orb.</i> Mag. de Zool. 1836, t. 78	85	denigrata. <i>Lea.</i> Tr. Am. Ph. Soc. x. pl. 25, f. 45; Obs. iii. 41	79
cornea. <i>Phili.</i> Menke's Zeits. 1848, p. 130	84	<i>dentiens.</i> <i>Menke.</i> Synopsis, 106	76
corpulenta. <i>Coop.</i> Schooleraft's Travels .	81	<i>deplanata.</i> <i>Zieg.</i> Drouet, Etudes, 21	78
corpulentoides, f. <i>Lea.</i> Pro. Acad. Na. Sci. 1868, p. 164	85	<i>depressa.</i> <i>Schmidt.</i> Drouet, Etudes, 21	78
<i>corrosa.</i> <i>Drouet.</i> Etudes, 21	78	<i>derassa.</i> <i>Zieg.</i> Drouet, Etudes, 21	78
Couperiana. <i>Lea.</i> Tr. Am. Ph. Soc. viii. pl. 20, f. 46; Obs. iii. 65	81	<i>doliaris.</i> <i>Lea.</i> Jl. Acad. Na. Sci. vi. 24; Obs. xi. 28	81
crassa. <i>Swain.</i> Zool. Ill. iii.	83	<i>dubia (Iridina).</i> <i>Bosc.</i> Hist. Nat. Coq. iii.	89
crassa. <i>Fitz.</i> Syst. Vertz. 120	78	Dunlapiana. <i>Lea.</i> Tr. Am. Ph. Soc. v. pl. 27, f. 65; Obs. iii. 86	80
crepera. <i>Lea.</i> Pro. Zool. Soc. 1850, p. 198, and Jl. Acad. Na. Sci. iv. 238; Obs. vii. 56	80	<i>Dupuyi.</i> <i>Ray and Drouet.</i> Dup. Hist. Moll. pl. 17, f. 13	77
crepera. <i>Reeve.</i> Conch. Icon. No. 16	84	edentula (<i>Alas.</i>) <i>Say.</i> Dissem. 1829	79
crispata. <i>Lam.</i> An. sans Ver. vi. 86	75	elachista. <i>Bourg.</i> Moll. Nouv.	84
cultrata. <i>Gould.</i> In letter	75	elongata. <i>Swain.</i> Zool. Ill. pl. 167	82
<i>Cumingii (Monocon.)</i> <i>Lea.</i> Pro. Zool. Soc. 1850, p. 199	73	embia. <i>Bourg.</i> Amen. Malac.	84
cuneata. <i>Küst.</i> —?	84	ensiformis. <i>Spix.</i> Test. Braz. pl. 24, f. 12	82
curvatus. <i>Fer.</i> Jay's Cat. 27	84	esula. <i>Jan.</i> Ch. and Jan. Cat.	86
<i>cygnea (Anodontites).</i> <i>Poir.</i> Coq. Ter. et Fluv.	78	<i>esula (Irid.)</i> <i>D'Orb.</i> Mag. Zool. 1835, No. 62	86
cygnea. <i>Lam.</i> An. sans Ver. vi. 84	76	<i>esula (Leila).</i> <i>Gray.</i> Geneva Zool. Soc. Pro.	86
cygneus (<i>Myt.</i>) <i>Lin.</i> Syst. Nat. 1158	76	<i>excentrica.</i> <i>Zieg.</i> Drouet, Etudes, 21	78
cygneus, f. <i>Morris'</i> Cat. Bronn	85	<i>excuvata.</i> <i>DeKay.</i> N. York Reports, pl. 17	80
cylindræa. <i>Lea.</i> Tr. Am. Ph. Soc. vi. pl. 8, f. 40; Obs. ii. 45	82	exilis. <i>Lea.</i> Tr. Am. Ph. Soc. vi. pl. 22, f. 68; Obs. ii. 81	82
cymbulia. <i>Villa.</i> Cat. Moll. Lombardia, 61	84	exotica. <i>Reeve.</i> Conch. Icon. No. 57	84
dactylus. <i>Sow.</i> Reeve's Conch. Icon. 75	80	exotica (<i>Iridina</i>). <i>Blain.</i> Mar. Mala. 553	74
Dahomeyensis. <i>Lea.</i> Jl. Acad. Na. Sci. iv. 261; Obs. vii. 79	82	exotica. <i>Lam.</i> An. sans Ver. vi.	83
Dallasiana. <i>Lea.</i> Jl. Acad. Na. Sci. vi. 29; Obs. xi. 33	78	<i>exulcerata.</i> <i>Vill.</i> Porro's Malac. 111	77
<i>Dalmatina.</i> <i>Drouet.</i> Etudes, 21	78	<i>feminalis.</i> <i>Gould.</i> Wilkes' U. S. Exp. Exp. xii. 436	83
Danielsii. <i>Lea.</i> Jl. Acad. Na. Sci. iv. 365; Obs. viii. 47	78	<i>Ferrarisii.</i> <i>D'Orb.</i> Mag. de Zool. No. 62, p. 40	82
Dariensis. <i>Lea.</i> Jl. Acad. Na. Sci. iv. 230; Obs. vii. 48	80	ferruginea. <i>Lea.</i> Tr. Am. Ph. Soc. viii. pl. 19, f. 43; Obs. iii. 63	80
Daubreana, f. <i>Schimp.</i> Grateloup, Moll. Tr. and Fl.	85	Ferussaciana. <i>Lea.</i> Tr. Am. Ph. Soc. v. pl. 6, f. 15; Obs. i. 157	79
declivis. <i>Con.</i> Jl. Am. Sci. xxv. pl. 1, f. 11	80	<i>Ferussaciana (Alas.)</i> <i>Küst.</i> —?	79
decora. <i>Lea.</i> Tr. Am. Ph. Soc. vi. pl. 20, f. 63; Obs. ii. 64	81	<i>flava.</i> <i>Anth.</i> Am. Jl. Conch. 1865, p. 160	78
decorata (<i>Epigenia</i>). <i>Parr.</i> MSS.	79	fluviatilis (<i>Myt.</i>) <i>Dill.</i> Cat. Shells, 316	80
		<i>fluviatilis.</i> <i>Bosc.</i> Hist. Nat. des Coq. iii.	77
		<i>fluviatilis (Myt.)</i> <i>Gmel.</i> Sys. Nat. 3359	76
		<i>fluviatilis (Myt.)</i> <i>Schreib.</i> Ver. Conch. ii.	76
		<i>fluviatilis (Musculus).</i> <i>Klein.</i> Tent. Meth. Ostra. 129	76

ANODONTA.		ANODONTA.	
	PAGE		PAGE
folium. <i>Fer.</i> MSS.	84	Harlandi. <i>Baird and Ad.</i> Pro. Zool. Soc.	
Footiana. <i>Lea.</i> Tr. Am. Ph. Soc. viii. pl.		1867	84
20, f. 44; Obs. iii. 63	78	Harpethensis. <i>Lea.</i> Tr. Am. Ph. Soc. viii.	
Forbesiana. <i>Lea.</i> Jl. Acad. Na. Sci. v. 393;		pl. 19, f. 42; Obs. iii. 62	81
Obs. x. 29	81	Heldii. <i>Küst.</i> Sys. Conch. Cat. ix. 64	84
fragilis. <i>Lam.</i> An. sans Ver. vi. 85	78	Henryana. <i>Lea.</i> Jl. Acad. Na. Sci. iv. 374;	
fragilis. <i>Fitz.</i> Sys. Vertz. 120	84	Obs. viii. 55	81
<i>fragilis</i> (no genus). <i>Klein.</i> Tent. Meth. Os-		<i>Herculea</i> (<i>Dipsas</i>). <i>Müll.</i> Sibi. Rei. ii.	74
tra, 129	76	<i>hians</i> . <i>Sow.</i> Reeve's Conch. Icon. No. 8	86
<i>fucatus</i> (<i>Myt.</i>) <i>Dill.</i> Cat. Shells, 319	76	<i>Helvetica.</i> <i>Bourg.</i> Rev. et Mag. Zool. 1863	78
<i>fuscata.</i> <i>Zieg.</i> <i>Drouet.</i> Etudes, 21	78	Holtonis. <i>Lea.</i> Jl. Acad. Na. Sci. iii. 316;	
Georginae. <i>Gray.</i> Grif. Cuvier, pl. 19	82	Obs. vi. 36	79
Gesnerii. <i>Lea.</i> Jl. Acad. Na. Sci. iv. 231;		<i>horda.</i> <i>Gould.</i> Pro. Bost. Soc. Nat. Hist.	
Obs. vii. 49	78	1855	80
gibba. <i>Benson.</i> Jl. As. Soc. of Bengal,		<i>Housatonica.</i> <i>Linsl.</i> Am. Jl. Sci. 1845, p.	
1855; Reeve, No. 13	81	277	80
gibbosa. <i>Say.</i> Long's Exp. pl. 14	81	Idrina. <i>Spin.</i> Bat. Moll. Breseiana	84
gigantea. <i>Lea.</i> Tr. Am. Ph. Soc. vi. pl. 1,		<i>illitis</i> (<i>Myt.</i>) <i>Soland.</i> MSS. <i>Dill.</i> Cat. 316	80
f. 1; Obs. ii. 1	81	imbecilis. <i>Say.</i> Dissem. 1829	80
gigantea. <i>Middendorff.</i> Sibi. Reise, 1851	84	<i>imbricata.</i> <i>Anth.</i> Am. Jl. Conch. 1865, p.	
<i>giganteus.</i> <i>Spix.</i> Test. Fluv. 27	83	159	78
glabra. <i>Ziegl.</i> <i>Drouet,</i> Etudes, 21	84	implicata. <i>Say.</i> Dissem. 1829	80
<i>glandulosa.</i> <i>Anth.</i> Am. Jl. Conch. 1865, p.		impura. <i>Say.</i> Dissem. 1829	84
163	78	inaequivalva. <i>Lea.</i> Jl. Acad. Na. Sci. vi.	
<i>glauca.</i> <i>Lam.</i> An. sans Ver. vi.	80	292; Obs. xii. 52	83
<i>glauca.</i> <i>Valen.</i> Humboldt's Voy.	80	incarum. <i>Phili.</i> Mal. Blat. 1869, p. 40	84
globosa. <i>Lea.</i> Tr. Am. Ph. Soc. viii. pl.		<i>incerta.</i> <i>Lea.</i> Tr. Am. Ph. Soc. v. pl. 6, f.	
24, f. 56; Obs. iii. 79	81	16; Obs. i. 153	80
<i>Gougetana.</i> <i>Ogér.</i> Rev. de Zool. 3, 1861	78	<i>incrassatus</i> (<i>Myt.</i>) <i>Shep.</i> Lin. Trans. xvii. 83	76
<i>gracilis.</i> <i>Lea.</i> Pro. Zool. Soc. 1850, p. 197,		<i>inflata.</i> <i>Major Le Conte's Cabinet</i>	81
and Jl. Acad. Na. Sci. iv. 239; Obs. vii.		<i>inornata.</i> <i>Anth.</i> Am. Jl. Conch. 1866, p. 145	81
57	82	<i>inornata.</i> <i>Küst.</i> Sys. Conch. Cab. ix. 42	77
Granadensis. <i>Lea.</i> Jl. Acad. Na. Sci. vi.		inoscularis (<i>Pseudodon</i>). <i>Gould.</i> Pro. Bos.	
288; Obs. xii. 48	81	Soc. Nat. Hist. Dec. 1843	73
<i>grand Moule des étang.</i> <i>Geoff.</i> Coq. de Paris,		<i>intermedia.</i> <i>Lam.</i> An. sans Ver. vi. 86	77
139	76	<i>irisans.</i> <i>Anth.</i> Am. Jl. Conch. 1865, p. 163	78
grandiodes. <i>Lea.</i> Pro. Acad. Na. Sci. 1868,		Jewettii. <i>Lea.</i> Jl. Acad. Na. Sci. vi. 289;	
p. 164	85	Obs. xii. 49	81
grandis. <i>Say.</i> Dissem. 1829	81	Jobæ. <i>Dupuy.</i> Cat. extra Gall. Test.	84
<i>Gratelupiana.</i> <i>Gassies.</i> Moll. de l'Argenais,		Jukesii, f. <i>Forbes.</i> Rep. Brit. Ass'n, 1852	85
193	77	Kelletii. <i>Sow.</i> Reeve's Conch. Icon. 71	84
<i>grossa.</i> <i>Ziegl.</i> MSS.	77	Kennerlyi. <i>Lea.</i> Jl. Acad. Na. Sci. v. 108;	
Guilliani (<i>Irid.</i> ?) <i>Recluz.</i> Jl. de Conch. i. 55	84	Obs. viii. 112	79
Hallenbeckii. <i>Lea.</i> Jl. Acad. Na. Sci. iv.		Kennicottii. <i>Lea.</i> Jl. Acad. Na. Sci. v. 214;	
232; Obs. vii. 50	78	Obs. ix. 36	78

ANODONTA.

	PAGE
<i>Klettii</i> . Rossm. Icon. i. 112	77
lacustris. Lea. Jl. Acad. Na. Sci. iv. 364; Obs. viii. 45	80
latissima. Kok. Drouet, Etudes, 21	78
lato-marginata. Lea. Tr. Am. Ph. Soc. v. pl. 12, f. 34; Obs. i. 188	82
Latoureuxi. Bourg. Amé. Mal.	84
latus (musculus). Klein. Tent. Meth. Ostra, 128	76
lenticularis. Lea. Jl. Acad. Na. Sci. vi. 290; Obs. xii. 50	81
Lcolandi. Gup. An. and Mag. N. H. 1866	83
Leonensis. Lea. Jl. Acad. Na. Sci. vi. 25; Obs. xi. 29	78
leprosa. Parr. Jay's Cat. 72	84
Lewisii. Lea. Jl. Acad. Na. Sci. iv. 362; Obs. iv. 44	80
limnoica. D'Orb. Mag. de Zool. No. 62, p. 40	79
limpida. Ziegl. MSS.	77
lingulata. Hupé. An. Nouv. et R. pl. 18	79
Linnæana. Lea. Tr. Am. Ph. Soc. x. pl. 27, f. 51; Obs. v. 45	81
lituratum. Spix. Test. Fluv. 30	82
longinus (Irid.) Spix. Test. Braz. 29	90
Lucasii. Desh. Exp. de l'Alg. pl. 108	78
lucida. D'Orb. Mag. de Zool. No. 62, p. 40	82
lugubris. Say. Dissem. 1829	84
lurulentus. More. Test. Nov. No. 1, p. 28	84
Lusitania. More. Moll. du Port. 103	77
luteola. Lea. Jl. Acad. Na. Sci. iv. 267; Obs. vii. 85	83
luxata. Held. Rossm. Icon.	77
macilenta. More. Moll. du Port. 102	77
McNielii. Anth. Am. Jl. Conch. 1866, p. 144	78
maculata (Myt.) Shep. Lin. Trans. xiii. pl. 5	76
magnifica (Symph.) Lea. Tr. Am. Ph. Soc. v. pl. 5, f. 14; Obs. i. 155	75
marginata (Alas.) Küst. —?	79
marginata. Say. Nich. Ency. Am. Conch. pl. 3	80
Marryatana. Lea. Tr. Am. Ph. Soc. viii. pl. 20, f. 45; Obs. iii. 64	82
melina. Bourg. Rev. et Mag. 1866	78
membranacea. D'Orb. Voy. Am. Meri. 616	82
micans. Anth. Am. Jl. Conch. 1865, p. 162	78

ANODONTA.

	PAGE
<i>Middendorffii</i> . Sicm. Sibi. Reise. 397	78
<i>Milletii</i> . Ray and Drouet. Dup. Hist. Moll. pl. 21, f. 16	48
minima. Pot. and Mich. Cat. de Coq.	77
minuta. Drouet. Etudes, 21	78
modesta. Lea. Jl. Acad. Na. Sci. iv. 364; Obs. viii. 46	79
Montezuma. Lea. Tr. Am. Ph. Soc. viii. pl. 22, f. 55; Obs. iii. 78	82
Moricandii. Lea. Jl. Acad. Na. Sci. v. 396; Obs. x. 32	81
Mortoniana. Lea. Tr. Am. Ph. Soc. v. pl. 13, f. 37; Obs. i. 192	80
Moulinsiana. Dup. Hist. de Moll. pl. 20, f. 19	77
Napocensis. Lea. Jl. Acad. Na. Sci. vi. 324; Obs. xii. 84	80
Newtonensis. Lea. Tr. Am. Ph. Soc. vi. pl. 21, f. 66; Obs. ii. 79	80
Nicaragua. Phil. Menke's Zeits. 1848, p. 130	84
Nilssoni. Küst. Sys. Conch. Cab. ix. 61	84
nitida. Zieg. Drouet. Etudes, 21	78
Nopalatensis. Sow. Reeve's Icon. 58	81
normalis. Stab. Moll. of Lugano	84
Normandi. Dup. Moll. Ter. et Fluv.	77
Numidica. Bourg. Am. Malac.	84
Nuttalliana. Lea. Tr. Am. Ph. Soc. vi. pl. 20, f. 62; Obs. ii. 77	75
obliquius, f. D'Orb. Bull. Geol. Soc. vii. Bronn	85
oblita. Lea. Tr. Am. Ph. Soc. x. pl. 28, f. 52; Obs. v. 46	79
oblonga. Stentz. Dup. Hist. di Moll. pl. 18, f. 13	77
obtusa. Spix. Test. Fluv. Braz. 30	82
obtusula. Hupé. An. Nouv. et R. 17, f. 3	79
obvolvata. Ziegl. Menke's Cat.	77
Ononensis. Lea. Synopsis. See Note	84
opaca. Lea. Tr. Am. Ph. Soc. x. pl. 25, f. 46; Obs. v. 41	80
opalina. Anth. Am. Jl. Conch. 1865, p. 159	78
opalina. Küst. —?	78
Oregonensis. Lea. Tr. Am. Ph. Soc. vi. pl. 21, f. 67; Obs. ii. 80	78

ANODONTA.		ANODONTA.	
	PAGE		PAGE
<i>ovalis</i> . Requen. —?	77	<i>purpurascens</i> (<i>Unio</i>). Swain. Zool. Ill. pl.	
<i>ovata</i> . Lea. Tr. Am. Ph. Soc. vi. pl. 2, f.		160	61
2; Obs. ii. 2	80	<i>purpurea</i> . Valen. Humboldt's Voy. pl.	
<i>ovatus</i> . Swain. Exot. Conch. pl. 36	80	48	79
Pallegoixi. Cuming. Reeve's Conch. Icon.		<i>radiatus</i> (<i>Myt.</i>) Mühl. MSS.	76
No. 17	83	<i>radiatus</i> . Spix. Test. Brazil, 31	83
<i>pallida</i> . Anth. Am. Jl. Conch. 162	78	<i>ranarum</i> . More. Moll. du Port. 104	77
<i>paludosus</i> . Tur. Con. Dict. 116	77	<i>Randalli</i> . Trask. Pro. Cal. Acad. Na. Sci.	
<i>palustris</i> . Fer. et D'Orb. Drouet. Nay. de		i. 28	83
la France, 16	84	<i>Randalli</i> (<i>Gonidea</i>). Con. Pro. Acad. Na.	
<i>papyracea</i> . Anth. Am. Jl. Conch. i. 161	81	Sci. 1857, p. 165	83
Parishii. Leila. Gray. Pro. Zool. Soc.		Rayii. Dup. Hist. Moll. pl. 20, f. 22	77
July, 1834	86	<i>recurvirostra</i> . Küst. —?	84
<i>Parreyssii</i> . Kinb. Drouet. Etudes, 18	77	<i>regularis</i> . More. Moll. du Port. 100	77
<i>parvula</i> . Drouet. Nay. de la France, 9	78	<i>reticulata</i> . Reeve. Conch. Icon. No. 27	80
Patagonica. Lam. An. sans Ver. vi.	82	<i>rhombica</i> (<i>Alas.</i>) Anth. Am. Jl. Conch.	
<i>pavonia</i> . Lea. Tr. Am. Ph. Soc. vi. pl.		1865, p. 158	79
221, f. 15; Obs. i. 78	79	<i>rhomboidea</i> . Schlit. Mus. in Küster	78
Pazii. Lea. Jl. Acad. Na. Sci. vi. 274;		<i>Rossmassleri</i> . Kinb. Drouet. Etudes, 18	77
Obs. xii. 34	81	<i>Rossmassleriana</i> . Dup. Moll. du Gers. 74	77
<i>pencilatus</i> . Gray. Pro. Zool. Soc. July,		<i>rostrata</i> . Kokeil. Rossm. Icon. iv. 25	77
1834, p. 57	83	<i>rotundata</i> . Swain. Exotic Mallac. pl. 37	75
<i>Pennsylvanica</i> . Lam. An. sans Ver. vi.		<i>rotunda</i> . Spix. Test. Fluv. pl. 20	81
86	79	<i>rotundovata</i> . Trask. Pro. Cal. Acad. Na.	
Pepiniana. Lea. Tr. Am. Ph. Soc. vi. pl.		Sci. i. 29	75
16, f. 51; Obs. ii. 96	78	<i>rubens</i> (<i>Irid.</i>) Lam. An. sans Ver. vi. 85	89
<i>Pictetiana</i> . Dum. Hist. Moll. Savoie	78	<i>rubicunda</i> . Lea. Jl. Acad. Na. Sci. v. 392;	
<i>pictus</i> . Swain. Exot. Conch. 39	84	Obs. x. 28	75
<i>piscinalis</i> . Nilss. Hist. Moll. Suec. 116	77	<i>rugifera</i> . Dunk. Mal. Blat. 1858	84
<i>plana</i> . Lea. Tr. Am. Ph. Soc. v. pl. 7, f. 18;		<i>rugosus</i> . Swain. Zool. Ill. ii. pl. 96	79
Obs. i. 160	80	<i>salmonia</i> . Lea. Tr. Am. Ph. Soc. vi. pl.	
<i>plicata</i> . Hald. Jl. Acad. Na. Sci. viii. 202	79	14, f. 41; Obs. ii. 45	80
<i>polita</i> . Mouss. Moll. von Java, 98	82	<i>Salweeniana</i> (<i>Pseudodon</i>). Gould. Pro. Soc.	
<i>polymorpha</i> . Küst.	84	N. H. Bos. Dec. 1843; <i>Monocondylea</i> ,	
<i>ponderosa</i> . Pfeif. (L. and F. Moll. 31)	77	D'Orb.	72
<i>poreifer</i> . Gray. Pro. Zool. Soc. 1834, p. 53	82	<i>Scalliana</i> . Dup. Moll. de la France	77
<i>proboscidalis</i> . Ziegl. MSS.	77	Schaffneriana. Lea. Tr. Am. Ph. Soc. x. pl.	
<i>prolongata</i> . Ziegl. Drouet. Etudes, 21	78	26, f. 50; Obs. v. 44	81
<i>psammita</i> . Bourg. Rev. et Mag. Zool. 1863	78	Schomburgkii. Mart. Pro. Zool. Soc. 1860	84
<i>puberula</i> . Gould. Wilkes' Exp. Exp. 434,		Schrenkii. Lea. Note in this Synopsis	75
f. 548	75	Schröteriana. Lea. Tr. Am. Ph. Soc. x.	
<i>puelchana</i> . D'Orb. Mag. de Zool. No. 62,		pl. 29, f. 55; Obs. v. 48	82
p. 40	81	<i>scriptus</i> . Fer. Reeve's Conch. Icon. No. 9	86
<i>pulvinata</i> . Hupé. An. Nouv. et Rare	86	Sedakowii. Siecmaschko. Bull. de Peters-	
<i>Purbeckensis</i> , f. Forbes. Rec. Geol. Sur. i.	85	bourg	78

ANODONTA.		PAGE
Senegalensis. <i>Lea.</i> Jl. Acad. Na. Sci. iv.		
260; Obs. vii. 78		82
Showalterii. <i>Lea.</i> Jl. Acad. Na. Sci. v.		
215; Obs. ix. 37		79
siliqua. <i>Küst.</i> Sys. Conch. Cab. ix. 57 .		82
siliquosa (<i>Myce.</i>) <i>Spix.</i> Test. Braz. pl. 23,		
f. 2		90
Simpsoniana. <i>Lea.</i> Jl. Acad. Na. Sci. v.		
212; Obs. ix. 34		78
sinuosa. <i>Lam.</i> An. sans Ver. vi.		83
sirionos. <i>D'Orb.</i> Mag. de Zool. No. 62, p. 40		82
smaragdina? (<i>Craspedodonta.</i>) <i>Anton.</i> Verz.		
der Conch. 16		80
solenidea. <i>Sow.</i> Reeve's Conch. Icon. 65		83
soleniformis. <i>Ben.</i> Jl. Asiatic Soc. v. 745		57
soleniformis. <i>D'Orb.</i> Mag. de Zool. No.		
62, p. 41		83
solidula. <i>Deville and Hupé.</i> Rev. and Mag.		
Zool. 1850, pl. 16, f. 2		83
Sondermanni. <i>Küst.</i> Sys. Conch. Cab. ix. 54		77
Spixii. <i>D'Orb.</i> Mag. de Zool. No. 62, p. 39		82
spretta. <i>Zieg. Drouet.</i> Etudes, 21		78
spuria. <i>Count Yoldi's Letter</i>		77
stagnalis. <i>Bosc.</i> Hist. Nat. de Coq. 111, 143		77
stagnalis (<i>Myt.</i>) <i>Lin. Gmel.</i> 3362		76
Stewartiana. <i>Lea.</i> Tr. Am. Ph. Soc. v. pl.		
6, f. 17; Obs. i. 159		81
Strebelii. <i>Lea.</i> Jl. Acad. Na. Sci. vi. 322;		
Obs. xii. 82		79
subalata. <i>Zieg. Drouet.</i> Etudes, 21		78
subangulata. <i>Anth.</i> Am. Jl. Conch. 1865,		
p. 158		80
subcrassa. <i>Lea.</i> Pro. Zool. Soc. 1850, p.		
198; and Jl. Acad. Na. Sci. iv. 236;		
Obs. vii. 54		81
subcylindracea. <i>Lea.</i> Tr. Am. Ph. Soc. vi.		
pl. 24, f. 117; Obs. ii. 106		82
subdepressa. <i>Drouet.</i> Etudes, 21		78
subglobosa. <i>Anth.</i> Am. Jl. Conch. 1866,		
p. 144		81
subinflata. <i>Anth.</i> Am. Jl. Conch. 1865, p.		
160		82
subluxata. <i>Küst.</i> —?		77
suborbiculata. <i>Say.</i> Dissem. 1831; and		
Am. Conch. pl. 11		81

ANODONTA.		PAGE
subponderosa. <i>Dup.</i> Cat. Ext. Gall. Test. .		77
subreniformis. <i>Sow.</i> Reeve's Conch. Icon.		
50		84
subrhomboidea. <i>Brown.</i> Ill. Conch. Great		
Brit. 80		77
subrostrata. <i>Phili.</i> Mal. Blat. 1869, p. 39		84
subsINUATA. <i>Sow.</i> Reeve's Conch. Icon. No.		
14		83
subsINUATA. <i>Phili.</i> Mal. Blat. 1869, p. 41		84
subvexa. <i>Con.</i> Am. Jl. Sci. xxv. 341		81
sulcata. <i>Lam.</i> An. sans Ver. vi. 85		76
Susannæ. <i>Gray.</i> Grif. Cuv. xii. pl. 24		83
Swinhoei. <i>H. Adams.</i> Zool. Pro. 1866		84
tabula (<i>Spatha.</i>) <i>Sow.</i> Reeve's Conch. Icon.		
68		89
Tawaii. <i>Rang.</i> Hist. Nat. de Moll.		84
tenebricosa. <i>Lea.</i> Tr. Am. Ph. Soc. v. pl.		
12, f. 36; Obs. i. 190		83
tenebrosa. <i>Reeve.</i> Conch. Icon. No. 43		83
tenella. <i>Küst.</i> —?		77
tener, f. <i>Eichw.</i> Urw. h. 1, pl. 4, f. 2-4		85
tennis. <i>Lea.</i> Pro. Zool. Soc. 1850, p. 198;		
and Jl. Acad. Na. Sci. iv. 237; Obs.		
vii. 55		83
tenuissima, f. <i>Eichw.</i> Urw. h. 1, pl. 4, f. 1		85
teres. <i>Con.</i> Fr. Wat. Shells, 47		80
tetragona. <i>Lea.</i> Tr. Am. Ph. Soc. x. pl. 8,		
f. 25; Obs. iv. 56		81
Texasensis. <i>Lea.</i> Jl. Acad. Na. Sci. iv.		
366; Obs. viii. 48		81
tortilis. <i>Lea.</i> Tr. Am. Ph. Soc. x. pl. 28,		
f. 54; Obs. v. 47		75
trapezia. <i>Küst.</i> Sys. Conch. Cab. ix. 7		83
trapezialis. <i>Lam.</i> An. sans Ver. vi.		82
trapezialis (<i>Columba.</i>) <i>Crouch.</i> Intro. to		
Lamarek's Conch.		86
trapezialis (<i>Irid.</i>) <i>D'Orb.</i> Synop. Moll. Am.		
Mer. 43		86
trapezius. <i>Spix.</i> Test. Fluv. pl. 20, f. 1		82
Trautwiniana. <i>Lea.</i> Tr. Am. Ph. Soc. x.		
pl. 26, f. 48; Obs. v. 43		81
triangularis. <i>Lanza.</i> Reeve's Conch. Icon.		
No. 56		84
triangularis. <i>Vid.</i> Fauna Dalmatiens. By		
Frauenfeld, 1856, p. 76		84

ANODONTA.		PAGE
<i>triangularis</i> . Trask. Pro. Cal. Acad. Na. Sci. i. 29		84
<i>triangulata</i> . Kuts. Fauna Dalmati. By Brusina, p. 131		84
<i>trigona</i> . Spix. Test. Fluv. pl. 22, f. 2		75
<i>truncata</i> . Kuts. Fauna Dalmati. By Brusina, p. 131		84
<i>truncata</i> . Drouet. Etudes, 21		78
Tryonii. Lea. Jl. Acad. Na. Sci. vi. 28; Obs. xi. 32		80
<i>tumida</i> . Fitz. Sys. Verz. 121		78
Tunizana. More. Jl. de Conch. 1864, p. 156		84
Ucayalensis. Phil. Mal. Blatt. 1869, p. 40		84
<i>unadilla</i> . Dekay. New York Rep. Nat. His. i. pl. 15, f. 228		79
<i>undulata</i> (Unio). Desh. Traité Elém. xi. 217		79
<i>undulata</i> . Say. Nich. Ency. pl. 3		79
<i>uniopsis</i> . Lam. An. sans Ver. vi.		78
<i>uniopsis</i> (Unio). Desh. Traité Elém. 218		78
Uruguayensis. Lea. Jl. Acad. Na. Sci. v. 393; Obs. x. 29		83
<i>variabilis</i> . Drap. Moll. T. and F. de la France		77
<i>ventricosa</i> . Pfeif. L. and Fr. Moll. 20		77
Vescoiana. Bourg. Rev. et Mag. Zool. 1857		81
<i>vetula</i> . Zieg. Drouet. Etudes, 21		78
<i>virens</i> . Lea. Tr. Am. Ph. Soc. x. pl. 25, f. 53; Obs. v. 46		81
<i>virgata</i> . Con. Monog. No. 5, on cover		79
<i>virgulata</i> . Lea. Jl. Acad. Na. Sci. v. 213; Obs. v. 35		80
Wahlamatensis. Lea. Tr. Am. Ph. Soc. vi. pl. 20, f. 64; Obs. ii. 78		75
Wardiana. Lea. Tr. Am. Ph. Soc. vi. pl. 14, f. 42; Obs. ii. 46		79
Weddellii. Hupé. Anim. Nouv. ou Rare. pl. 17, f. 3		79
Wheatleyi. Lea. Tr. Am. Ph. Soc. x. pl. 26, f. 49; Obs. v. 43		82
Williamsii. Lea. Jl. Acad. Na. Sci. vi. 27; Obs. xi. 31		81
Woodiana. Lea. Tr. Am. Ph. Soc. v. pl. 5, f. 5; Obs. i. 154		75

ANODONTA.		PAGE
Wymanii. Lea. Jl. Acad. Na. Sci. v. 390; Obs. x. 26		80
Youkanensis. Lea. Jl. Aca. Na. Sci. vi. 287; Obs. xii. 47		80
Zellensis. Lin. Gmel. 3362		76

SUBGENUS COLUMBA.

Blainvilliana. Lea. Tr. Am. Ph. Soc. v. pl. 12; Obs. i. 189		86
Castelnaudii (Leila.) Hupé. Anim. Nouv. ou Rare, pl. 18, f. 4		86
<i>esula</i> (Anodonta.) Jan. Catalogue		86
<i>Parishii</i> (Leila.) Gray. Pro. Zool. Soc. July, 1834		86
<i>pulvinata</i> (Leila.) Hupé. Anim. Nouv. ou Rare		86

SUBGENUS BYSSANODONTA.

Paranensis. D'Orb. Voy. Am. Mer.		87.
--	--	-----

SUBGENUS IRIDINA.

<i>elongata</i> . Sow. Genera of Shells, No. 7		88
<i>esula</i> (Anodonta.) D'Orb. Mag. de Zool. No. 62, p. 43		86
<i>exotica</i> . Lam. An. sans Ver. vi.		88
<i>exotica</i> . Child. Brand's Jl. xv.		88
<i>exotica</i> (Anodonta.) Blain. Man. de Malac.		88
Leaii. Sow. In letter		88
<i>Macmurtriei</i> (Pleiodon). Con. Jl. Acad. Na. Sci. vii. 13		88
<i>Nilotica</i> . Sow. Zool. Jl. i. 1825		89
<i>ovata</i> (Pleiodon). Con. Jl. Acad. Na. Sci. ii. 298		88
<i>ovata</i> . Swain. Phil. Mag. lxi.		88
<i>rostrata</i> . Rang. Hist. de Moll.		89
<i>rubens</i> . Desh. Ency. Meth. ii. 220		89
<i>solida</i> . Anton. Verz. der Conch. 16		88
Spckii. Woodward. Pro. Zool. Soc. 1859, p. 348		88

IRIDINA.

	PAGE
<i>splendida</i> . Chenu. Ill. Conch. pl. 1 . . .	88
<i>striata</i> . Swain. Phil. Mag. lxi. 112 . . .	88
<i>trapezialis</i> . D'Orb. Mag. de Zool. No. 62, p. 43	86
<i>valcus</i> . Parr. Jay's Cat. 4th ed. 70 . . .	88
<i>Welwitchii</i> . More. Voy. d'Angola, 1868 . .	88

SUBGENUS SPATHA.


<i>alata</i> . Lea. Jl. Acad. Na. Sci. vi. 35; Obs. xi. 39	89
<i>angustata</i> . Sow. Reeve's Conch. Icon. v. . .	89
<i>arenata?</i> (Irid.) Caill. —?	89
<i>Baikii</i> . H. Adams. Pro. Zool. Soc. 1866 . .	89
<i>cælestis</i> . Lea. Tr. Am. Ph. Soc. vi. pl. 22, f. 70; Obs. ii. 82	89
<i>Cailliaudii</i> . Mart. Mal. Blatt. 1866 . . .	89
<i>Clappertoni</i> (Anodonta.) Kœnig. Denham and Clapperton's Journey	89
<i>compressa</i> . Mart. Pro. Zool. Soc. 1860, p. 16	89
<i>dubia</i> (Mytilus.) Gmel. Syst. Nat. 3363 . .	89
<i>dubia?</i> (An.) Bosc. Hist. Nat. de Coq. iii. 144	89
<i>gracilis</i> (Irid.) Caill. —?	89
<i>Hartmanni</i> . Mart. Mal. Blatt. 1866 . . .	89
<i>Le mutel</i> . Adan. Voy. Senegal, 234 . . .	89
<i>modesta</i> . Lea. Jl. Acad. Na. Sci. vi. 37; Obs. xi. 41	89
<i>mutel?</i> (Irid.) Rang. Hist. Nat. des Moll.	89
<i>Natalensis</i> . Lea. Jl. Acad. Na. Sci. vi. 64; Obs. xi. 68	89
<i>Nilotica</i> (Irid.) Sow. Zool. Jl. i. pl. 2 . . .	89
<i>Nilotica</i> . Anton. Verz. des Coq.	89
<i>Nilotica</i> (Calliscapha). Swain. Malac. 380	89

SPATHA.

	PAGE
<i>Niloticus</i> (Myt.) Wood. Supp. to Index Test. pl. 2	89
<i>Nyassaensis</i> . Lea. Jl. Acad. Na. Sci. vi. 36; Obs. xi. 40	89
<i>obtusa?</i> (An.) Pot. and Mich. Gall. des Moll. xi. 144	89
<i>Oudnicei</i> (Irid.) Kœnig. Denh. and Clap. Journey	89
<i>Petersi</i> . Martens. Mal. Blatt. vi.	89
<i>rostrata?</i> (Irid.) Rang. Hist. Nat. de Moll.	89
<i>rostrata</i> . Küst. —?	89
<i>rubens</i> (An.) Lam. An. sans Ver. vi. . . .	89
<i>rubens</i> (Irid.) Desh. Ency. Meth. ii. 320	89
<i>soleniformis</i> . Ben. In letter	57
<i>Walbergi</i> . Krauss. Südafr. Moll.	89

SUBGENUS MYCETOPUS.

<i>emarginatus</i> . Lea. Jl. Acad. Na. Sci. v. 398; Obs. v. 34	90
<i>falcatus</i> . Higg. Pro. Zool. Soc. 1863, p. 179	90
<i>longina</i> (Irid.) Fer. See D'Orb. Voy. ix. pl. 67	90
<i>longinus</i> (An.) Spix. Test. Braz. 29 . . .	90
<i>plicatus</i> . Gray. Reeve's Conch. Icon. iii. .	90
<i>pygmæus</i> . Spix. Test. Braz. 30	90
<i>pygmæus</i> . Hupé. Anim. Nouv. ou Rare, . .	90
<i>rugatus</i> . Sow. Reeve's Conch. Icon. vii. .	90
<i>siliquosus</i> . D'Orb. Voy. Am. Meri. pl. 67	90
<i>siliquosus</i> (An.) Spix. Test. Braz. 30 . .	90
<i>soleniformis</i> . D'Orb. Voy. Am. Meri. pl. 66	90
<i>soleniformis</i> (Spatha). Anton. Verz. der Conch.	90
<i>subsINUATUS</i> . Sow. Reeve's Conch. Icon. x.	90
<i>ventricosus</i> . D'Orb. Voy. Am. Mer. 602 .	90



ALPHABETICAL LIST

OF

WORKS REFERRING TO UNIONIDÆ IN THIS VOLUME.

- Adams, H. & A.—*Genera of Recent Molluscs*, 1858.
Adams, H.—*Proc. Zool. Soc.*, 1866.
Ad. & An. Adams & Angas.—*New Species Australian Fr. Water Shells. Proc. Zool. Soc.*, 1863.
Adams.—*Fresh Water and Land Shells of Vermont*, 1842. *Nat. Hist. of Red River*, by Capt. Marcy, 1853.
Adan. Adanson.—*Voyage au Senegal*, 1749 to 1853.
Agass. Agassiz.—MSS. cited in Stimpson's *Shells of New England*, 1851. *Moll. Fossiles. Moulés des Mollusques. North Am. Najades in Archiv für Naturgeschichte*, 1852.
Alder.—*Moll. Northumberland and Durham*, 1848; and Supplement without date.
Alten, J. W.—*Erd. & Fluss Conchilien*, 1812.
Anth. Anthony.—*Am. Jl. Conch.*, 1865 and 1866.
Anton.—*Verz. der Conch.*, 1839.
Ara. Arada & Maggiore.—*Cat. della Conchiglie viv. et foss di Sicilia*, 1839.
- Baird & Adams.—*Zool. Pro.*, 1867.
Bar. Barnes.—*American Journal of Science and Art*, 1823.
Barbic.—In *Grateloup's Moll. ter. et fluv. de la France*, 1855.
Bartram.—*Travels in N. and S. Carolina, Florida, &c.*, 1791.
Bean.—*Mag. Nat. Hist.*, 1836.
Ben. Benson.—*Journal of Asiatic Soc. of Bengal*, 1855. *Wood's Index. Supplement. Ann. & Mag. Nat. Hist.*, 1862.
Bern. Bernardi.—*Jl. de Conch.*, 1858.
Blain. Blainville.—*Manual de Malacologie*, 1825.
Blan. Blanford.—*Jl. Asiatic Soc.*, 1866, p. 134.
Berg. Bergen.—*Classes Conchy.*, 1760. Nuremberg.
Bon. Bonanni.—*Testaceo Theologia*, 1744.
Bonh. Bonhomme.—*Not. Biv. Rœlez*, 1840. In *Grateloup's Moll. de la France*.
Born.—*Testacea Musei Cæsarei*, 1780. *Elements of Conch.*, 1776.
Bosc.—*Hist. Nat. des Coquilles*, 1824.
Bouch. Bouchard-Chantereaux.—*Cat. Moll. ter. et fluv. du Pas-de-Calais*, 1838.
Bouil. Bouillet.—*Moll. ter. et fluv. d'Auvergne*, 1836.
Bourg. Bourguignat.—*Voy. Autour de la Mer. Mort par Sauley*, 1852. *Revue et Mag. Zool. Testacea Novissima*, in *Jl. de Conch.*, 1852. *Aménités Malac.* vol. i., 1853 to 1856. *Malacologie d'Algier*, 1864.
Brard.—*Hist. des Coquilles, &c.*, 1815.
Braun.—*Deutschl. Naturfv.*, 1842.
Bronn.—*System der Urweltlichen Konchylien*, 1824. *Württ. Jahrb.*, 1846. *Lethæa Geognostica*, 1837. *Index Palæon.*, 1849.

- Brot.—*Études de la Famille des Náyades*, 1867.
- Brown.—*Land and Fresh Water Conch. of Great Britain and Ireland*, 1845.
- Brown, Alex.—In *Deshayes' Traité Élém.* ii. 216, 1850.
- Brug. Bruguière.—*Journ. d'Hist. Nat.*, 1792. In *Eney. Méthodique*, 1819 and 1822.
- Caill. Cailliaud.—*Voyage à Méroé*, 1826. *Catalogue des Rad. Anné. Chirriet des Mollusques*, 1865.
- Cantor.—*Journal of the Asiatic Soc. of Bengal*, 1855.
- Castelnau.—*Animaux Nouveaux ou Rare.* Paris, 1857.
- Charp. Charpentier.—*Cat. Moll. de la Suisse*, 1837.
- Chem. Chemnitz (Martini).—*Neues Syst. Conchyl.* 1769 to 1788.
- Chenu.—*Illustrations Conchyliologiques, &c. Manuel de Conchyliologie*, 1859. *Bib. Conchyliologique*, 1845 and 1846.
- Children.—*Translation of Lamarck's Genera.* *Brand's Journal*, vol. xv., and published separately, 1823.
- Con. Conrad.—*New Fresh Water Shells*, 1834. *Monog. of Unionidae*, 1835 to 1837. *Am. Journ. of Science and Art*, 1834, 1846, and 1856. *Journal of Acad. of Nat. Sci.*, 1850 and 1854. *Pro. Acad. Nat. Sci. New York Reports*, 1841, et sequitur. *Am. Jl. of Conch.*, 1866, 1867, 1868.
- Coop.—*W. Cooper's Letters to I. Lea.* *Schoolcraft's Travels and Reports on the Mollusca collected on the Coast Survey*, 1860.
- Cooper, Dr.—*Fauna of Upper Missouri*, 1869.
- Crosse & Debeaux.—*Jl. de Conch.*, 1863.
- Crouch.—*Illust. Intro. to Lamarck's Genera*, 1826.
- Cum. Cuming.—In *Letter*.
- Currier.—*Am. Jl. Conch.*, vol. iii., 1867
- Cuv. Cuvier.—*Règne Animal*, 1817. *Anatomie des Moll.*, 1817.
- Da Cos. Da Costa.—*British Conchology*, 1778.
- De Cr. & J. Cristofori & Jan.—*Catalogus Collectionum*, 1832.
- Dekay.—*New York Reports. Zool.*, 1843.
- Den. Denham.—*Denham & Clapperton's Journey into Africa*, 1826.
- Desh. Deshayes.—*Art. Mulette, Eney. Méth.*, 1830. *Traité Élémentaire*, 1839–1859. *Exped. Sci. de l'Algérie*, 1859. *Anat. Comp. de Moll. Eney. Méth.*, 1831.
- Des Moul. Des Moulins.—*Cat. des Moll. ter. et fl. de la Gironde.* *Bull. Soc. Lin.*, 1827. *Supplement to same*, 1829. *Desc. de U. Michaudiana.* *Bull. Soc. Lin.*, 1832. *Obs. sur Unio et Anodonta, de M. Isaac Lea*, 1839. *Cat. Moll. de la Dordogne.* *Bull. Soc. Lin.*, 1844.
- Deville & H. Deville & Hupé.—*Revue de Zool.*, 1850.
- Dewey, Prof. C.—*List of Naiades, &c. Ninth Report of Regents of Univ. of New York.*
- Dill. Dillwyn.—*Descriptive Catalogue of Shells*, 1817.
- Don. Donovan.—*Nat. Hist. of British Shells*, 1804.
- D'Orb. D'Orbigny.—*Voy. dans l'Amér. Mérid.*, 1835–1843. *Mag. de Zool.*, 1835. *Prodrome Paléontologie*, 1850.
- Drap. Draparnaud.—*Moll. ter. et fluv. de la France*, 1825, and *Tableau des Moll. de la France*, 1802.
- Drouet.—*Études sur les Náyades de la France*, 1854.
- Dum. Dumont et Mortillet.—*Hist. des Moll. de la Savoie*, 1852–1854.
- Dunk. Dunker.—In *Zeitschrift für Malakoz. Mal. Blatt*, 1862. *Monog. Wealdenbildung.*
- Dup. Dupuy.—*Moll. ter. et fluv. du Gers*, 1843. *Cat. Extra Gall. Test.*, 1849. *Mollusques de la France*, 1847–1852.


- Eat. Eaton.—*Zoological Text Book*, 1826.
 Eichw. Eichwald.—*Die Thier und Pflanz*, *Bull. Acad. Pet.*, 1840. *Die Urwelt Russlands*, 1840.
 Eyd. Eydoux.—*Mag. de Zoologie*, 1838.
- Far. Farines.—*Annales des Sciences Naturelles*, 1834.
 Fer. Ferussac.—*Hist. Nat. des Moll. ter. et fluv.*, 1819. *Essai d'une Méthode Conchyliologique*, 1807, and MSS. in *Mus. at Paris*.
 Fisch. Fischer de Waldheim.—*Bronn's Index Palæont.*
 Fischer, L.—*Naturg. Livlands*, 1791.
 Fit. Fitton. *Strata below the Chalk*, 1836.
 Fitz. Fitzinger.—*Systematisches Verzeichnifs*. Vienna, 1833.
 Flem. Fleming.—*British Animals, &c.*, 1828.
 Forbes & H. Forbes & Hanley.—*Hist. Br. Molluscs*, 1853.
 Forb. Forbes, E.—*Moll. of the Isle of Man*, 1838. *Freshwater Ter. For. of Smyrna in Jl. Geolog. Soc.*, 1845. *Brit. Lam. Moll. Reports to Brit. Assoc.*, 1847. *Ann. and Mag. Nat. Hist.*, 1841. *Records Geol. Survey*.
 Forel.—*Beiträge zur Entw. Najaden*, 1867.
 Forsk. Forskal.—*Descriptiones Animalium, &c. in Itinere Orientali*, 1776.
 Frauen. Frauenfeld, G.—*Novara Exp. Vienna*, 1867. *Fauna Dalmatiens*, 1856.
- Gabb.—*Geol. Sur. of California*, 1869.
 Gärt. Gärtner.—*Versuch einer System*, 1813.
 Gass. Gassies.—*Moll. Ter. et d'Eau douce de l'Agenais*, 1849. *Cat. des Moll. de Lot et Garonne*, 1863. *Cat. de la Gironde*, 1859. *Progrès de la Mal. en France*, 1858.
 Geoff. Geoffroy St. Hilaire. *Coq. aux environs de Paris*, 1767-1770.
 Gerst. Gerstfeldt.—*Land und Süst. Moll. in Amur*.
 Gmel. Gmelin.—13th edition *Linnæus. Systema Naturæ*, 1788 and 1790.
 Goldf. Goldfuss.—*Petrefakten Deutschlands, &c.*, 1837.
 Gould.—*Invertebrata of Mass.*, 1841. *Proceedings Boston Nat. Hist. Soc.*, 1841, 1844, 1845, 1846. *Otia Conchologica*, 1846. *U. States Exp. Exp.*, 1846-1850, under Capt. Wilkes.
 Goupil.—*Hist. des Mollusques de la Garthe*, 1835.
 Gralès.—*Molluscos de España*, 1846.
 Gras.—*Desc. de Moll. fluv. et ter. de la France*, 1840.
 Grat. Grateloup.—*Essai sur la Nouriture des Moll.*, 1857. *Moll. tr. et fl. de la France*, 1855. *Essai sur la Distri. Géographique de la Gironde*, 1858.
 Grateloup et Raulin.—*Cat. Moll. de la France*, 1855.
 Gray.—In *Griffith's Cuvier.*, 1827 and 1835. *Gray's Genera. Spicilegia Zoologica, &c.*, 1828. *Proc. Zool. Soc.*, 1834. *Phil. Trans.*, 1833.
 Green.—*Journal of the Maclurian Lyceum*, 1827. *Doughty's Cab. Nat. History*, 1833.
 Grif. Cuv. Griffith's Cuvier.—*Reg. Animal*, 1827 and 1835.
 Grono. Gronovius.—*Zoophylaceum Gronovianum*, 1781.
 Grun. Gruner.—*Land und Süsswasser Conchylien*, in *Weigmann's Arch.*, 1841.
 Guer. Guérin.—*Mag. de Zoologie. Icono. de Regne Animal*, 1829-1839.
 Gup. Guppy.—*An. & Mag. Nat. Hist.*, 1866.
- Hald. Haldeman.—*Proc. Acad. Nat. Sciences of Philad.*, 1841 and 1846.
 Hanl. Hanley.—*Hist. of Brit. Molluscs*, 1853. *Illustrated Edition of Lamarck's Species of Shells*, 1844, and *Supplement to Wood's Ind. Test.*

- Held.—In *Rossmässler's Iconographie*, 1835, and *Isis*.
 Hibb. Hibbert.—*Freshwater Limestone of Burdie house*, *Trans. Roy. Soc. Ed.*, vol. xiii., 1836.
 Hidalgo.—*Jl. de Conch.*, 1865.
 Higg. Higgins.—*Des. of Six New Sp. of Shells. Pro. Zool. Soc.*, 1868.
 Hild. Hildreth.—*Am. Journ. of Science and Arts*, 1828.
 Hinds.—*Voy. of the Sulphur*, 1844 and 1845.
 Hislop.—*Trans. Geol. Soc. and Pro. Geol. Soc. of London*.
 Hön. Höninghaus.
 Hörn. Hörnes.—*Die Fossilen Moll. Tert. von Wien*.
 Humph. Humphreys.—*MSS.*, and in *Museum Callonianum*, 1797.
 Hupé.—*Animaux Nouveaux ou Rare, Paris*, 1857.
- Jacq. Jacquemin.—*Guide du Voy. à Arles*, 1835.
 Jan.—In *Charpentier & Jan's Catalogue. Moll. de la Suisse*, 1837.
 Jeff. Jeffreys, J. Gwyn.—*Br. Conch.* 5 vols. 1862 and 1869.
- Käm. Kämmerer.—*Cab. zu Rudolstat*, 1786.
 Keyser. Keyserling.—*Voy. de la Russie*.
 Kickx.—*Synopsis Moll. Brabantix*, 1850.
 Kinb. Kinberg.—*Fide Drouet*.
 Kirt. Kirtland.—In *Ohio Reports*, 1838, and *Journ. of Am. Science and Arts*, 1834, 1840. *Pro. Am. Ass. of Sciences*, 1851.
 Klees.—*Dissertatio Zool.*, 1818.
 Klein.—*Methodi Ostracologicae*, 1753.
 Klip Klipstein.—*Zur Geologischen Kenntniss, &c.*, 1843.
 Knorr.—*Muschlen und andern Geschöpfen*. 6 vols. 1757 and 1772.
 Koch & Dunker.—*Beiträge zur Kenntniss, &c.*, 1837.
 Koenig.—*Denham & Capperton's Travels in Africa*, 1826.
 Kokeil.—In *Rossmässler's Iconographie*.
 Krauss.—*Die Südafrikanischen Mollusken*, 1848. *Peter's Mocr. Reise der Oesterreich. der Fregatte Novara*, 1857.
 Kryn. Krynicki.—*Bulletin de la Soc. Imp. de Moscou*, 1832, 1835, and 1837.
 Küst. Küster.—New edition of *Martini and Chemnitz. Syst. Conch. Cab.*, 1837 and 1870.
 Kuts. Kutschig.—*Fauna Moll. Dalmati*, by Brusina, 1866.
- Lam. Lamarek.—*Hist. Nat. des Animaux sans Vertèbres*, 1819.
 Lamo. Lamouroux.—*Unio antistrophodonta bei Nancy. N. Jahrb.*, 1837.
 Lamprey.—*Notes on Geol. of N. China in Branch of Roy. As. Soc.*, 1866.
 Lea.—*Trans. Am. Phil. Soc.*, vol. iii. to x. *Jour. Acad. Nat. Sci.*, vol. 3, 4, 5, and 6. *Observations on the Genus Unio, &c.*, vol. i. to xii.
 Leach.—*Zool. Miscellanies*, 1815.
 Lef. Lefevre.—In *Grateloup's Moll. de la France*.
 Less. Lesson.—*Voy. de la Coquille*, vol. ii., 1830.
 Lesueur.—*Mr. Say's Memoir in Nicholson's Ency.*, Am. ed., *Art. Conch.*, 1816.
 Let. Letournaux.—*Cat. des Moll. de la Vendée*, in *An. et Mag.*, 1868.
 Lew. Lewis.—*Pro. Acad. Nat. Sci. American Journ. of Conch.*, 1868, 1869.
 Lin. Linnæus.—*Systema Naturæ*, 1758, 13th ed., by Gmelin, 1791.

- Lins. Linsley.—*Shells of Connecticut*, from *Am. Journ. of Science and Arts*, vol. xlviii., 1845.
- List. Lister.—*Synopsis Methodica Conchyliorum*, 1685–1692. *Historiæ Animalium Anglia*, 1678. *Appendix*, 1685.
- Macg. Macgillivray.—*Molluscos Animals of Scotland*, 1844.
- Malzinc.—*Faune Mal. de Belgique*, 1869.
- Mant. Mantell.—*Geol. Isle of Wight*, 1847. *Geol. of the East of England*, 1833.
- Mar. & C. Martini & Chemnitz.—*Neues System. Conchylien-Cabinet*, 1769–1788.
- Mart. Von Martens.—*Pro. Zool. Soc. Malac. Blatt.*, 1867.
- Mass. Massot.—In *Dupuy's Hist. Nat. des Moll.*, 1847.
- Mat. and Rack. Maton and Rackct.—*Cat. Br. Test. in Trans. Lin. Soc. London*, 1807.
- Math. Matheron.—*Catalogue Meth. et Descrip.*, 1842.
- Maton.—*Des. of New Species. Trans. Linn. Soc.*, 1809.
- McCoy.—*British Palæozoic Fossils*, 1851.
- Meek and H. Meek and Hayden.—*Proc. Acad. N. S.*, 1861.
- Menke.—*Synopsis Methodica Molluscorum*, 1828, 2d edition, 1830. *Zeitschrift für Mal.*, 1844. *Cat. of Walsberg Coll.*, 1829. *Syn. Moll.*, 1830.
- Meuch. Meuchen.—*Museum Geversianum*. Rotterdam, 1787.
- Merm. Mermet.—*Moll. dans les Pyrénées*, 1843.
- Mich. Michaud.—*Complement de l'Hist. Naturelle des Moll. ter. et fluv. de la France, de Draparnaud*, 1831.
- Midden. Middendorff.—*Bull. de Petersbourg, and Sibirische Reise*, 1851.
- Migh. Mighels.—*Shells of Maine*, in *Bost. Jl. Nat. Hist.*, 1843.
- Mill. Millet.—*Tableau Methode des Mollusques ter. et fluv.*, 1813.
- Monta. Montagu.—*Testacea Britannica*, 1803.
- Moq. Moquin-Tandon.—*Moll. ter. et fluv. de Toulouse*, 1843. *Hist. Nat. des Mollusques ter. et fluv. de France*, 1855.
- Mörch.—*Synop. Moll. Ter. et Fluv. Daniæ*, 1864.
- More. Morelet.—*Moll. ter. et fluv. du Portugal*, 1845, and *Test. Noviss. insulæ Cubanæ et Am. Cent.*, 1849 and 1851. *Rev. et Mag.*, 1862. *Jl. de Conch.*, 1865, 1866. *Conch. d'Algerie in Jl. de Conch.*, 1851.
- Mori. Moricand.—*Sur les Coquilles ter. et fluv. de Bahia*, in *Mem. Nat. Hist. Soc. of Geneva*, and in *Rev. et Mag. de Zool.*, 1858.
- Morse.—*Salt and Fr. Wat. Clams*, in *American Naturalist*, 1869.
- Mort. Morton.—*Am. Journ. of Science and Arts*, 1835.
- Mouss. Mousson.—*Die Land und Süßwasser Mollusken von Java*, 1849. *Coq. ter. et fl. dans l'Orient*, 1859. *Coq. ter. et fl. en Palestine*, 1861.
- Mühl. Mühlfeld.—*MSS. Catalogue*.
- Müll. Müller.—*Synopsis Testaceorum Viventium*, 1836.
- Nil. Nilsson.—*Hist. Mollus. Sueciæ Ter. et Fluv.*, 1822.
- Noulet.—*Precis de l'Hist. Nat. des Moll. ter. et fluv.*, 1834.
- Ogérien.—*Rev. de Zool.*, No. 3, 1861.
- Parr. Parreyss.—*Fide Philippi, Conchylien, &c.*, and *Frauenfeld* in *Zool. Bot. Vereins*, Vienna, 1856.
- Partsch.—*Bronn's Index Palæont.*, 1849.

- Pay. Payraudeau.—*Mollusques de l'Île de Corse*, 1826.
- Penn. Pennant.—*British Zoology*, 1777.
- Petiv. Petiver.—*Gazophylacum Naturæ et Artis*, 1702–1711.
- Pfeif. Pfeiffer.—*Land und Süßwasser Mollusken*, 1821. *Nov. Conchologicæ*, Part 35, 1869. *Mal. Blat.*, 1867.
- Phil. Phillips.—*Geology of Yorkshire*, 1829. *Manual of Geology*, 1855.
- Phili. Philippi.—*Abbildungen und Beschreibungen Conchylien*, 3 vols., 1842–1850. *Malak. Blatter*, 1869. *Menke's Zeits.*, 1848.
- Poir. Poiret.—*Hist. des Coquil. ter. et fluv. Dep. de l'Aisne*, 1803.
- Poli.—*Testacea Utriusque Siciliae*, 1791.
- Por. Porro.—*Mal. ter. et fluv. Prov. Comasca, Milano*, 1838.
- Pot. Potiez.—*Potiez and Michaud, Gal. des Moll. de Douai*, 1838.
- Pusch.—*Polen's Palæontologie*, 1837.
- Put. Puton.—*Moll. des Vosges*, 1847.
- Raf. Rafinesque.—*Mono. des Coquil. fluv. de la Rivière Ohio*, in *Ann. Gén. des Sci. Phy. à Bruxelles*, 1819. *Atlantic Journal*, 1832, 1833.
- Rang.—*Hist. Nat. des Mollusques*, 1829.
- Rav. Ravenel.—*Catalogue*.
- Ray and D. Ray and Drouet.—*Rev. et Mag. de Zoologie*, 1841.
- Recl. Recluz.—*Journal de Conchyliologie*, 1850. *Revue Zoologique*, 1842.
- Reeve.—*Conch. Iconica*, 1864–1868.
- Requien.—*Cat. Coq. de Corse*, 1848.
- Retz. Retzius.—*Nova Testaceorum Genera*, 1788.
- Reyn. Reyniés.—*Lettre sur quelques Moll. ter. et fluv.*, 1843.
- Röm. Römer.—*Die Versteinerungen, &c.*, 1839.
- Ross. Rossmässler.—*Iconographie der Land und Süßwasser Moll.*, 1837–1859.
- Sand. Sandberger.—*Conchylien des Mainzer*, 1861.
- Say.—*Am. Conchology*, 1830–1834. *Disseminator*, 1829–1831. *Art. Conch.* in *Nicholson's Ency.*, Am. ed., 1816. *Journ. of the Acad. Nat. Sci.*, 1817–1826. *Appendix to Long's Expedition*, 1824, and *Transylvania Journ. of Med.*, 1832.
- Schlüt.—*Zeitschrift für Malakos*.
- Schmidt.—*Bull. Imp. Soc. Nat. Hist. of Moscow*, 1840. *Conchylien Sammlungen*, 1818.
- Schom. Schomburgk.—*Versuch einer Fauna und Flora von Br. Guiana*.
- Schreib. Schreibers.—*Versuch einer Vollständiger Conch. nach Lin. Syst.* 1793.
- Schrenk.—*Übersicht der Land und Süßwasser Moll. Livlands*, 1847. *Reisen und Forschungen im Amur. Lande in 1867*.
- Schröt. Schröter.—*Flusconchlien*, 1779. *Einleitung in die Conchylien*, 1783.
- Schüb. Schübler.—*Zieten Wirtemberg*.
- Schum. Schumacher.—*Essai d'un Nouveau Système*, 1817.
- Sh. and Eat. Short and Eaton.—*Transylvania Journal Medicine*. 1831.
- Shep. Sheppard.—*Trans. Linn. Soc. London*, 1820 and 1823.
- Shutt. Shuttleworth, in Drouet's *Nayades de la France*, and in *Mittheil. Naturf. Gesellsch. Bern.*, 1843 and 1852.
- Siechmaseko.—*Bulletin de St. Petersbourg*, 1849.
- Solan. Solander.—*MSS. in Brit. Museum*.

- Sow. Sowerby.—*The Genera of Shells*, 1822. *Min. Conchology*, 1812–1830. *Trans. Geol. Soc. Zool. Journal*, 1825. *Conch. Manual*, 1839, 2d ed., 1842.
- Speng. Spengler.—*Skrivter af Naturhistorie Selskabet*, v. 3, 1792.
- Spin. Spinelli.—*Cat. dei Moll. della Bresciana*, 1851. *Cat. dei Moll. in Venezia*, 1869.
- Spitzi.—In *Rossmüssler's Iconographie*.
- Spix.—*Testacea Fluviatilia Braziliensia*. 1827.
- Stab. Stabile.—*Prospetto Sis. et Stat. Moll. Terr. e. Fl. di Lugano*, 1859.
- Stein.—*Schnecken and Muschelen der umgegend Berlins*, 1850.
- Stentz.—Per Rossm. and Drouet.
- Stimp. Stimpson.—*Shells of New England*. 1851.
- Strick. Strickland. *Fresh Water and Land Shells of Henley on the Thames*, in *Mag. Nat. Hist.*, vol. vii.
- Stud. Studer.—*Schweizer Conchylien*. 1820.
- Swain. Swainson.—*Zool. Illust. Exotic Conch.*, 1841. *Treatise on Malacology*, 1840.
- Tap. Tappan.—*Am. Journ. of Sci. and Arts*, 1839.
- Tate.—*On Land and Fr. Water Mollusca of Niaragua*, in *Am. Jl. of Conch.*, vol. v., 1869.
- Thompson.—*Cat. of Irish Shells*, 1841.
- Trask.—*Proc. California Acad. Nat. Sci.*, 1854–1855.
- Tristram.—*Proc. Zool. Soc.*, 1863 and 1865.
- Troschel.—*Wiegmann's Archives*, 1847. *Das Geb. der Schnecken*, 1858.
- Turt. Turton.—*Conchyliæ Insularum Britannicarum*, 1822, and *Manual of Fresh Water and Land Shells of the British Islands*, new ed., 1840.
- Valen. Valenciennes.—*Continuation of Humboldt's Zool. Obs.* 1827.
- Vern. Verneuil.—*Mem. Geol. Sur la Crimée*.
- Villa.—*Catol. dei Moll. della Lombardia*, 1844. *Novarum Specierium*, 1841.
- V. d. Busch. Von dem Busch.—*Jl. de Conch.*
- Waard. Waardenberg.—*Commentatis Moll. Belgico*. 1827.
- Wag. Wagner.—In *Testacea Fluviatilia*, by Spix. 1827.
- Ward.—In *Letter*.
- Williams.—*Philos. Mag.* 1836.
- Wood.—*Index Testaceologicus*, 1818–1825, and *General Conchology*. 1815.
- Wood, S.—*Monog. Crag. Moll.*, 1848.
- Woodw. Woodward.—*Recent and Fossil Shells*, London, 1851, 1854; 2d ed., 1868. *Pro. Zool. Soc.*, 1859.
- Yoldi.—*MSS.*, and *Mörch's Cat. of Yoldi's Cab.*, 1852 and 1853.
- Zieg. Ziegler.—*MSS.*



BIBLIOGRAPHY OF THE UNIONIDÆ.¹

- | | |
|--|--|
| <p>80. <i>Plinius</i>. Hist. Nat., Book ix., Ch. 58.</p> <p>1495. <i>Vicentius</i>. Speculum Naturale.</p> <p>1533. <i>Belon</i>. De Aquatilibus, p. 399.</p> <p>1555. <i>Rondeletius</i>. Univer. Aquat. Hist.
Schrot. Lith., Lex. iv.</p> <p>1558. <i>Boussuet</i>. De Nat. Aquat., t. 2, p.
122.</p> <p>“ <i>Rondeletius</i>. Hist. Entiere des Poissons,
2d Partie. Lyons.</p> <p>1560. <i>Gesner</i>. Nomenclator Aquatiliun, p.
349.</p> <p>1606. <i>Aldrovandus</i>. De Mollibus, &c., Mytuli ob-
longi, pp. 454, 515.</p> <p>1609. <i>Boetius</i>. Gem. et Lap. Hist. Edited
by Bellenden, Edinburgh.
“Pearls in <i>Mya margarit-
ifera</i>.”</p> <p>1649. <i>Anonymous</i>. A Perfect Description of
Virginia, &c. &c., p. 18.
London.</p> <p>1657. <i>Jonston</i>. De Exsang. Aquat., p. 15.</p> <p>1678. <i>Lister</i>. Hist. Anim. Angliæ, p. 149-
231 (foss.)</p> <p>1684. <i>Bonanni</i>. Recreatio, Clas. 2, Nos. 40,
41.</p> <p>“ <i>De Heide</i>. Descriptio Anatomica Myti-
li, in Act. Erud. Leips.</p> <p>“ <i>Sibbald</i>. Scotia Illustrata, p. 27.</p> <p>1685. <i>Lister</i>. App. ad Hist. An. Angl., pl.
1, f. 1, 4, 6.</p> <p>“ “ Conchyl. Hist. Nos. 1 à 7, 16.</p> <p>“ “ Dissert. Anat. Tertia, p. 2.</p> <p>1697. <i>Leeuwenhoek</i>. Arcana Nat. et lettre a Soc.
Reg. 95, 96, t. 2, p. 15.</p> <p>1699. <i>Luid</i>. Lithophylacii Brit. Icono-
graphia, London.</p> <p>1704. <i>Valentini</i>. Amphit. Zootomicum.</p> <p>1706. <i>Poupart</i>. Remar. sur les Coq. Moules.
Mém. Acad. Sci. Paris.</p> | <p>1709. <i>Réaumur</i>. De la Formation et de l'ac-
croissement des Coq. Mém.
de l'Acad.</p> <p>1710. <i>Méry</i>. Rémarques sur les Moules
des étang. Mém. Acad. des
Sci., p. 408.</p> <p>1711. <i>Petiver</i>. Gazophyllaceum. London.
Nature et Artis. 1702 a
1711.</p> <p>1722. <i>Leeuwenhoek</i>. Arcana Natura, &c., 4 vols.
4to. Ed. Lugd. Bat.</p> <p>1734. <i>Seba</i>. Des. Thes. Rer. Nat., 1734
to 1765.</p> <p>1738. <i>Swammerdam</i>. Biblia Naturæ, pl. 10.</p> <p>1742. <i>Argenville</i>. Hist. Nat. pl. 31.</p> <p>“ <i>Gualtieri</i>. Index Testarum, pl. 7.</p> <p>1744. <i>Bartram, J.</i> Observations, &c. Phil.
Trans., vol. xliii.</p> <p>“ <i>Bonanni</i>. Test. Theologia. Tellina
(Hyria) rosea.</p> <p>“ <i>Marsigli</i>. Déscr. du Danube, &c.</p> <p>1747. <i>Linnaeus</i>. Iter Westrogothicum Res.,
p. 187.</p> <p>1748. <i>Lesseri</i>. Testaceo-Theologia, Leip-
zig, p. 106.</p> <p>1752. <i>Swammerdam</i>. Bibel der Natur. Leipzig.</p> <p>1753. <i>Klein</i>. Tentamen Ostracol., pl. 9,
10, p. 128.</p> <p>“ <i>Pontoppidon</i>. Hist. Nat. de la Norwège, t.
2, pl. 262.</p> <p>1754. <i>Valentyn</i>. Voyage à Amboyne, pl. 14.</p> <p>1755. <i>Geve</i>. Monatl. Bêlustigungen der
Natur. Hamburg.</p> <p>“ <i>Ginanni</i>. Opere Postume, pl. 14, t. 2.</p> <p>1757. <i>Adanson</i>. Hist. Nat. du Senegal.</p> <p>“ <i>Argenville</i>. Hist. Nat., 2d Ed., pp. 325,
331.</p> <p>“ <i>Knorr</i>. Muschlen und andern Ges-
chöpfen. 1757 to 1772.</p> |
|--|--|

¹ When in Paris, in 1853, Mr. Deshayes, now Professor in the Museum of Paris, and the author of that admirable work, *Traité Élémentaire de Conchyliologie*, very kindly gave me a copy of his MS. list of the Bibliography of the Family *Unionidæ*, which he had brought up to 1843, and numbering over 250 entries. To these I have added a large number, and I have continued the list up to the time of going to press. It now consists of over 1100 works where some member of the Family is described or mentioned. It may be observed that some titles are much contracted. This has often arisen from the fact of their being cited at second hand, access to the original work not being possible. My friend Dr. Lewis, of Mohawk, N. Y., very kindly assisted me in the arrangement of my matter, as well as by adding some items.

1758. *Linnaeus*. Systema Naturæ, p. 671, 10^e Ed.
1760. *De Bergen*. Classes Conchyliorum, p. 108. Nuremberg.
- “ *Luid*. Iconographia Lithophilacii Britannici, pl. 8, 2d Ed. Oxon.
1762. *Schlotterbeck*. In den Actis Helveticis.
1764. *Petiver*. Gazophyllacem. London.
1767. *Geoffroy St. Hilaire*. Coq. aux environs de Paris.
1769. *Martini*. Berliner Mag., vol. iv.
- “ *Martini & Chemnitz*. Neue Syst. Conch. 1769 to 1788.
1770. *Lister*. Hist. sive Synopsis Meth. Conch., new Ed. by Hudsonsford.
1771. *Murray*. Fundamenta Testaceologia.
- “ *Schröter*. Syst. Abhandlung. &c. Berlin. 1771 to 1779.
1773. *Knorr et Walch*. Hist. de petrifact. t. 4, pl. B², B*⁺.
- “ *Martini*. Verzeichniss. Conchy. p. 141.
- “ *Müller*. Vermium terr. et fluv. Hist. p. 210.
1775. *Favanne*. Diet. Hist. Nat.
- “ *Forskal*. Voyage dans le Levant, p. 123.
1776. *Born*. Éléments de Conch.
- “ *Duchene*. Rec. des Coq. fluv. et terr. de Paris.
- “ *Müller*. Prodrom. Zool. Daniæ, p. 245.
1777. *Pennant*. Brit. Zool., vol. iv. p. 161, 162, pl. 46. 1777 to 1812.
- “ *Scopoli*. Introd. ad Hist. Nat. Prague.
1778. *Born*. Index Rerum Nat. Mus. Cæs. Vindobo. 8vo.
- “ *Da Costa*. Conchyliol. Britan., p. 225.
1779. *Schröter*. Fluss Conchylien, p. 165.
1780. *Argenville*. Hist. Nat., 3d Edit., by Favanne.
- “ *Born*. Testacea Mus. Cæs. Vind., pl. 19, p. 20. Fol.
- “ *Favanne*. Hist. Nat. of D'Argenville, pl. 62, 75.
1781. *Gronovius*. Zoophilacium Gronovianum p. 260.
1782. *Anonymous*. Der Natur. forch., t. 18, p. 70.
- “ *Buchoz*. Collection de Plan. (fossil.)
- “ *Chemnitz*. Conch. Cabinet.
1783. *Barbut*. Genera Vermium. 4to. London.
- “ *Schröter*. Einleitung in die Conch. Kenntniss, &c. 1783 to 1786.
- “ *Spengler*. Skriv. Naturh. Selsk. 3^l, p. 53.
1784. *Favanne*. Cat. d'un Cabinet, pl. 6, No. 1440, 1442.
- “ *Leske*. Anfangs der Naturg., p. 595.
- “ *Martin, T.*. Univ. Conch., 3 vols. Lond.
1786. *Kammerer*. Die Conch. im Cab. zu Rudolstadt.
1787. *Herbst*. Einleitung., pl. 27, p. 119.
- “ *Meuchen*. Museum Geversianum. Rotterdam.
1788. *Barbut*. Genera Vermium Linn. pl. 2.
- “ *Gmelin*. Linn. Syst. Naturæ.
- “ *Linnaeus & Gmelin*. Syst. Naturæ, Linn., 13th Edition.
- “ *Retzius*. Dis. Hist. Nat. Nova Testaceorum Genera. Philipsson.
1789. *Karsten*. Mus. Leskeanum, t. 1, p. 151.
- “ *Poirer*. Voy. en Barbarie, t. 2, p. 11.
1790. *Kölreuter*. Obs. Anat. Phys. Mytilus cygneus Lin., Nov. Ac. Soc. Imp. Petrop., tom. 6.
- “ *Sander*. Vaterländsche Bemerkungen der Naturg. Mal. Blatt. 1865.
1791. *Bartram, W.*. Travels through N. and S. Carolina, Georgia, Florida, &c. in 1777.
- “ *Bruguère*. Sur une nouv. Anodontite. Mém. sur dif. Obj. Hist. Nat.
- “ *Fischer, L.*. Naturg. Livlands.
- “ *Polé*. Testacea Utriusque Siciliae, p. 2, t. 3.
1792. *Bruguère*. Encycl. Meth. Vers., pl. 247, 249.
- “ “ Jour. d'Hist. Nat., t. 1, p. 103.
- “ *Olivi*. Zool. Adriat., p. 95.
- “ *Spengler*. Skrifter af Naturhistorie Selskabet, v. 3.
1793. *Schreibers*. Versuch einer Vollständiger Conch. nach Linn. Syst.
1797. *Cuvier*. Tableaux Élé. de l'Hist. Nat. Paris. 12mo.
- “ *Humphreys*. Museum Calonnianum, p. 59. [MSS.]
- “ *Rathke*. Soc. d'Hist. Nat. de Copenhagen, t. 4 (1^{re} pt.), p. 139.
1798. *Bolten*. Musæum Boltenianum. 2d Ed., in 1819.
1799. *Lamarck*. Mém. Soc. d'Hist. Nat. de Paris, p. 87.
- “ *Montfort*. Hist. Nat. des Moll., vol. 4. Paris.
1800. *Léveillé, dans Forster*. Man. d'Hist. Nat., p. 201.
- “ *Donovan*. Nat. Hist. of Brit. Shells, 5 vols., 1800 to 1804.

1801. *Draparnaud*.....Tabl. des Moll. terr. et fluv. de la France, p. 34, 106.
 “ *Lamarck*.....An. Soc. s. Vert., p. 114.
 “ *Poiret*.....Hist. des Coq. terr. et fluv. Depart. de l’Aisne.
 “ *Wood*.....Brit. Bivalve Shells, Linn. Trans., vol. vi. p. 158.
1802. *Draparnaud*.....Tabl. des Moll. de la France. (Pamphlet.)
 “ *Turton*.....Translation of Linnæus’ Syst. Naturæ. London.
1803. *Montagu*.....Test. Brit., p. 33, 561.
 “ *Sturm*.....Deuts. Fauna, 6^e part. 2^e liv. p. 19.
1804. *Duvernoy*.....Dict. Sci. Nat., vol. ii. p. 183.
 “ *Mangili, Rich*.....Zootom. di Conch. Bivalvi, Milan.
 “ *Maton & Rackett*.....Descr. Cat., Linn. Trans., vol. viii. p. 37
1805. *Draparnaud*.....Hist. des Moll. terr. et fluv., p. 131.
 “ *Montfort*.....Hist. Nat. des Moll., par Roissy, vols. v. and vi.
 “ *Roissy*.....Buffon de Sonnini, t. 6, p. 317.
1807. *Ferussac*.....Essai d’un Méth. Conch., p. 85, 88.
 “ *Turton*.....British Fauna.
 “ *Maton & Rackett*.....Cat. Brit. Test., Trans. Lin. Soc., London.
 “ *Renieri*.....Tavole di Classi. f. tav. 7.
1808. *Link*.....Besch. Rost. Samml., vol. iii. p. 156.
1809. *Lamarck*.....Phil. Zool., p. 138.
 “ *Maton*.....Linn. Trans., vol. x. p. 327, 329.
1810.Rees’ Ency., art. Conchology.
 “ *Pilkington (Mrs.)*.....Goldsmith’s Nat. History, abridged, &c.
1811. *Laskey*.....North Brit. Testacea, Mem. Wernerian Soc., vol. i.
1812. *Alten*.....Erd. und Fluss Conchylien. Augsburg.
 “ *Cuvier*.....Ann. des Mus. National, p. 19.
 “ *Lamarck*.....Extrait du Cours du Zool., p. 106.
 “ *Sowerby*.....Min. Conch., pl. 33.
1813. *Draparnaud*.....Moll. de la France.
 “ *Gärtner*.....Versuch einer System.
 “ *Millet*.....Moll. terr. et fluv., p. 73.
 “ *Savigny*.....Exp. de Egypt (Coq.), pl. 7.
1814. *Blainville*.....Dict. Sci. Nat., vol. xiii.
 “ *Gärtner*.....Verst. Konch., Ann. der West., p. 316.
 “ *Leach*.....Zool. Miscell., vol. i. p. 119, Ed. Chenu, p. 15.
1814. *Sowerby*.....Conch. Manual, 2d Edit., p. 139.
1815. *Brard*.....Coq. terr. et fluv. de Paris, p. 225, pl. 8.
 “ *Brookes*.....Introd. to Study of Conch., p. 51, pl. 2.
 “ *Brown*.....Irish Testacea, Mem. of the Wernerian Society, v. ii.
 “ *Oken*.....Lehrb. d. Zool., p. 238, pl. 8.
 “ *Wood*.....General Conchology.
1816. *Lesueur*.....Art. Conch. by Say, in Nicholson’s Ency., Am. Edit.
 “ *Say*.....Art. Conchology, 1st Am. Ed. Nicholson’s Encyclop.
1817. *Cuvier*.....Règn. Anim., p. 472. Anatomie des Moll.
 “ *Dillwyn*.....Descr. Cat. of Recent Shells 2 vols. 8vo., vol. i. p. 49.
 “ *Oken*.....Isis, p. 1167.
 “ *Schumacher*.....Essai d’un Nouv. Syst. des habitations des vers testacés.
- “ *Turton*.....Conch. Dict. of Brit. Islands
1818. *Bingley*.....Useful Knowledge, &c. Philadelphia, vol. iii. p. 292.
 “ *Brown, T.*.....Account of Irish Testacea, Mem. Wer. Soc., vol. ii. p. 2.
 “ *Klees*.....Charac. et Descr. Test. circa Tubingam.
 “ *Rafinesque*.....Discoveries in Nat. Hist., Am. Mo. Mag., vol. iii. p. 354; vol. iv. p. 42, 107.
 “ *Say*.....Art. Conchology, 2d Am. Ed. Nicholson’s Encycl.
 “ “.....In Journ. Acad. Nat. Sci. (Alasmodonta), vol. i. pt. 1, p. 459.
 “ *Schmidt*.....Conchyl. Sammlungen, p. 8.
 “ *Sowerby*.....Min. Conch., pl. 153, 154, 185.
 “ *Wood*.....Index Testaceologicus.
1819. *Blainville*.....Obs. sur les branchies des Anodontes. Jl. de Ph., p. 127.
 “ *Bojanus*.....Euber die Anthem. &c. Isis, 1819, 1820, 1827.
 “ “.....Organes Resp. &c., Journ. des Phys., t. 89, p. 108.
 “ *Bruguère*.....Ency. Method., 1819-1822.
 “ *Ferussac*.....Tabl. Syst., 1819 to 1834.
 “ *Lamarck*.....An. sans Vert., vol. vi.
 “ *Rafinesque*.....In Jour. des Phys., t. 88, p. 417.
 “ “.....In McMurtie’s Sketches of Louisville.
 “ *Say*.....Art. Conchology, 3d Am. Ed. Nich. Encycl.

1819. *Sowerby*.....Min. Conch.
 " *Turton*.....Conch. Dict., p. 105, Nos.
 19, 22.
1820. *Donovan*.....British Shells.
 " *Ferussac*.....Concordance Systématique,
 &c. Jour. de Phys.
 " *Leach*.....Synopsis of Brit. Mollusca.
 " *Rafinesque*.....Monographie des Coq. fluv.
 &c. in Ann. Gén. des Sci.
 Phys. Brussels, t. 3, pt. 15,
 p. 287.
 " ".....Annals of Nature, or Annual
 Synopsis, &c., Lexington,
 Ky.
 " *Schweigger*.....Handl. der Natur, p. 711,
 712.
 " *Sheppard*.....On two new sp. of *Mytilus*.
 Tr. Linn. Soc., vol. xiii.
 " *Studer*.....Syst. Verz. Schweizer Con-
 chyllien.
 " *Suainson*.....Zool. Illust., vol. i. p. 57.
 " *Van Halem*.....Ann. Gén. des Sci. Phys., t.
 7, p. 374.
1821. *Ferussac*.....Tabl. Syst. des Moll., p. 42.
 " *Gray*.....Lond. Med. Rep., vol. xv. p.
 237.
 " *Hartmann*.....Syst. der Erd & Fluss der
 Schweiz.
 " *Pfeiffer*.....Land und Wasser Schneck-
 en, p. 17, 114, 119, p. 5.
1822. *Nilsson*.....Hist. Moll. Suec. terr. et
 fluv., p. 102, 113.
 " *Say*.....In Jour. Acad. Nat. Sci.,
 vol. ii. part 2.
 " *Sowerby, G. B.*.....Genera of Shells.
 " *Suainson*.....Zool. Illust., vol. iii. p. 171,
 1822-23.
 " *Turton*.....Conch. Ins. Brit., 4to., p.
 240, 243.
1823. *Barnes*.....In Am. Journ. Sci., vol. vi.
 p. 101.
 " *Children*.....Transl. of Lamarck's Gene-
 ra, Brand's Jour., vol. xv.
 " *Ferussac*.....Mém. Soc. Hist. Nat., Paris.
 " *Lister*.....Synopsis Meth. Conch., 3d
 Edition.
 " *Mawe*.....Linnæan System of Conch-
 ology.
 " *Sheppard*.....Desc. of Seven New British
 Land and Fr. Wat. Shells.
 Trans. Linnæan Soc., vol.
 xiv. p. 148.
 " *Sowerby, G. B.*.....Genera of Shells, Fasc. No.
 16, 1820-1824.
 " *Suainson*.....Phil. Mag., vol. lxi. p. 112.
1824. *Blainville*.....Diet. Sci. Nat., vol. xxxii.
 " *Bosc*.....Hist. Nat. des Coq., t. 3, p.
 135.
1824. *Bronn*.....System der Urweltlichen
 Konchyllien.
 " *Delessert*.....Depart. d'Herault.
 " *Dubois*.....An Epitome of Lamarck's
 Arrangement of Testacea.
 London.
 " *Labeche*.....Cat. des Moll. terr. et fluv.
 de Genève.
 " *Say*.....In Long's Expedition to St.
 Peter's River, vol. ii. p.
 265.
 " *Sowerby, G. B.*.....Obs. on the Lamarckian Nai-
 ades, Zool. Journ., vol. i.
 p. 53.
 " *Treviranus*.....Mém. sur les Organes Génér-
 rativ., Zeits. Phys.
1825. *Blainville*.....Man. de Malacol., p. 539.
 " ".....Note sur la Gén. des Anod.
 et des Mulettes. Soc. Phi-
 lom., p. 156.
 " ".....Sur la Génération dans les
 Muelles, &c. Nouv. Bull.
 de la Soc. Philom., p. 136.
 " *Bronn*.....System der Urweltlichen
 Konchyllien.
 " *Draparnaud*.....Hist. des Moll. de la France.
 " *Dubois*.....Epitome of Lamarck's Ar-
 rangement.
 " *Gray*.....Ann. Phil., new series, vol.
 ix.
 " *Krüger*.....Urweltliche Naturg., t. 2, p.
 297.
 " *Latreille*.....Familles Naturelles du
 Règne Animal. Paris.
 8vo.
 " *Pfeiffer*.....Syst. Anord. Land- und Süss.
 Moll., 2^e part., p. 32.
 " ".....Naturg. deutscher Land-
 und Süssw. Moll.
 " *Précost*.....Note sur le Gén. des Mu-
 lettes, Ann. des Sci. Nat.,
 t. 5, p. 323.
 " *Say*.....In Journ. Acad. Nat. Sci.,
 vol. v. p. 130.
 " *Sowerby, G. B.*.....Catalogue of Shells, Tanker-
 ville Collection.
 " ".....Desc. of a New Sp. of *Iridi-
 na*, Zool. Journ., vol. i. p.
 53.
 " *Wood*.....Index Testaceologicus, Lon-
 don, 12mo., 2d Ed.
1826. *Audouin*.....Expl. des planches du grand
 Ouvrage d'Egypte, p. 46.
 " *Baer*.....Génér. des Moules. Gabiete
 de Natur. (Jan.) & Bull.
 Sci. Nat. et Géol., t. 9.
 " *Cailliaud*.....Voyage à Méroé. 4 vols.
 8vo.

1826. *Crouch*..... Illust. Introd. to Lamarek, p. 16, pl. 9, figs. 2, 3, 4, 5.
 “ *Deshayes*..... On Iridina, Mém. de la Soc. Hist. Nat.
 “ *Eaton*..... Zoological Text Book. Albany, N. Y., p. 215.
 “ *Kœnig*..... Denham and Clapperton's Travels in Africa.
 “ *Oken*..... In Isis.
 “ *Payraudeau*..... Cat. des Moll. de Corse, p. 65.
 “ *Sowerby*..... Min. Conch., pl. 517, 594, 595, 1826-1828.
 1827. *Anonymous*..... Sur l'opin. de Treviranus. Isis, t. 20, p. 752.
 “ *Barnes*..... Reclamation of Unios, Am. Jl. Sci., v. 13.
 “ *Blainville*..... Man. de Malacologie.
 “ *Brown*..... Illust. of Recent Conch. of Great Britain and Ireland. 4to. Edinburgh.
 “ “..... Desc. Brit. Shells. Edinb. Jour. Nat. Hist. and Geog. Sci., vol. i.
 “ *Deshayes*..... Mém. Soc. d'Hist. Nat., t. 3, p. 1.
 “ *Des Moulins*..... Cat. des Coq. terr. et fluv. de la Gironde, p. 3.
 “ “..... Desc. d'une nouvelle espèce d'Unio du Perigord. Acts Soc. Linn. de Bordeaux.
 “ *Ferussac*..... Moll. terr. et fluv. Bull. Univer., Fév. et Mars.
 “ *Gray*..... In Griffith's Transl. of Cuvier, 1827 to 1835.
 “ *Green*..... Remarks on Unio. Contrib. to the Maclurian Lyceum, vol. i. No. 2, p. 41.
 “ *Home & Bauer*..... Propagation of Oysters and Mussels. Ph. Tr. p. 39.
 “ *Jacobson*..... On Sex in Unio. Bull. des Sci. Nat.
 “ *Lea*..... Desc. of Six New Sp. Unio; Anatomy. Trans. Am. Ph. Soc., vol. iii. Nov. 2, Obs. vol. i.¹
 “ *Neumann*..... De Anod. et Unionum Ovi-ducta. Dissert. Regio-monti.
 “ *Spix et Wagner*..... Test. Braziliانا.
 “ *Unger*..... De Anod. anatina. Dissert. Vindobonæ.
 “ *Valenciennes*..... Voy. de Humboldt. Obs. Zool., 13^e livre.
 “ *Waardenberg*..... Commentatio Moll. Belgica.
 1828. *Baer*..... Scept. Mém. Vers des Mol-lusques. Nova Acta, t. 13, p. 2.
 “ *Barnes*..... Notes on Hildreth's paper in Am. Jour. Sci.
 “ *Blainville*..... Ann. des Sci. Nat., t. 14, p. 22. Dével. des œufs.
 “ “..... Diet. Sci. Nat., t. 56, p. 261.
 “ *Blainville et Duméril*..... Rapport sur un Mém. de M. Jacobson, développement prétendu des œufs des Mulettes dans leurs branchies. Ann. des Sci., p. 22.
 “ *Fleming*..... Hist. Brit. Animals, p. 408, 416.
 “ *Hildreth*..... Obs. and Desc. of Shells in Am. Journ. Sci., vol. xiv. p. 276.
 “ *Jacobson*..... Anat. og. Phys. Copenha-gen.
 “ *Kleeberg*..... Dissert. Inaug. Zool., p. 37, 39.
 “ *Menke*..... Synopsis Method. Moll., p. 63, 64.
 “ *Pfeiffer*..... Naturg., 3d part, p. 67.
 “ *Prevost*..... De la Générat. chez les Moules des peintres.
 “ *Raspail*..... Sur la parturition vivip. des Moules. Acad. des Sci. Nat., July.
 “ *Stark*..... Elements of Nat. Hist. Ed-inburgh, vol. ii. p. 89, 90.
 “ *Treviranus*..... Appendice aux Obs. Anod., Zeitz. Phys., t. 3.
 “ *Wood*..... Supplement to Index Testa-ecologicus.
 1829. *Anonymous*..... Remarks on I. Lea's Memoir in Trans. Am. Phil. Soc., Am. Jl. Sci., vol. xvi.
 “ *Costa*..... Cat. dei Test. Due Sicilie.
 “ *Des Moulins*..... Supp. Cat. des Moll. terr. et fluv. de la Gironde.
 “ *Grateloup*..... Tabl. des Coq. foss. Soc. Linn. Bordeaux, t. 5, p. 3.
 “ “..... Moll. terr. et fluv. de Dax. Act. Linn. Soc. Bordeaux.
 “ *Guérin*..... Icon. de Règne Anim. de Cuvier, 1829 to 1839.
 “ *Keferstein*..... Zeitung Geog. 2d part, p. 92.
 “ *Lea*..... New Genus and many new Sp. of Naiades. Trans. Am. Phil. Soc., March 6. Also in Obs., vol. i.
 “ *Marcel de Serres*..... Geog. des terr. tert., p. 143.

¹ Observations on the Genus Unio, together with Desc. of new species of the Families Naiades, Colimacea, Lymnæana, Melauiana, and Peristomiana. 12 vols. imp. 4to.

1829. *Menke*.....Cat. of the Great Shell Coll. of Baron Walsburg, Pyrmont.
- “ *Murchison & Lyell*...Tert. Fresh Water For. of Aix, in Provence. Pro. Geol. Soc., p. 13.
- “ *Nicklin*.....Conch. Obs. on Lamarek's Naïades. Tran. Am. Phil. Soc., vol. iii. p. 395.
- “ *Phillips*.....Geol. of Yorkshire, p. 144, 156, 161.
- “ *Rang*.....Man. de l'Hist. Nat. des Moll., p. 294, 303.
- “ *Raspail*.....Note sur le parturition vivipare des Moules des Rivières. Ann. Soc. Obs., t. 1, p. 109.
- “ *Say*.....Desc. New Terr. and Fluv. Shells of N. Amer. Disseminator. 1829 to 1831.
- “ *Sheppard, Mrs., of Woodfield*.....On Recent Shells, &c. Tran. Lit. and Hist. Soc. of Quebec, vol. i. p. 191.
- “ *Swainson*.....Zool. Illust. 2d series, vol. 1, pl. 10.
1830. *Alder*.....Cat. of Land and Fr. Water Testacea in vicin. of Newcastle-upon-Tyne, in Tr. Nat. Hist. Soc. Northumberland, and Durham.
- “ *Anonymous*.....Remarks on Mr. Isaac Lea's Mong. of the Genus Unio. Eding. Jl. Nat. and Geog. Sci., vol. ii. p. 185.
- “ *Collard des Cherres*...Cat. des Coq. du Finistère, p. 60.
- “ *Cuvier*.....Règn. Anim. 2d Edit., t. 3, p. 139, 490, 499.
- “ *Deshayes*.....Encycl. Method., t. 2, p. 50, t. 3, p. 314, 573.
- “ *Eichwald*.....Nat. Hist. Skirze, p. 210.
- “ *Gray*.....Spicilegia Zoologica. Lond.
- “ *Green*.....Notes on Am. Shells, Trans. Albany Inst., vol. i. p. 134.
- “ *Kenyon*.....British Land and Fr. Water Shells, Mag. Nat. Hist., vol. i. and ii.
- “ *Kickx*.....Syn. Moll. Brabantia.
- “ *Lea*.....Obser. on Naïades and New Sp. Trans. Am. Phil. Soc., May 7. Also in “Obs.,” vol. i.
- “ *Lesson*.....Voy. de la Coquil. Zool., t. 2, p. 427.
- “ *Menke*.....Synopsis Meth. Moll., p. 106, 108, 149, 2d Edition.
1830. *Nicklin*.....Conch. Obs. on Lamarek's Naïades, Am. Jour. Sci., vol. iii. p. 395.
- “ *Say*.....American Conchology, part i. 7 Nos., 1830 to 1834.
- “ “.....In Disseminator.
- “ *Wood*.....British Organic Remains, p. 15.
- “ *Zieten*.....Die Verstein Wurtemberg, p. 80, pl. 70, 71.
1831. *Alder*.....Cat. Shells near Newcastle-upon-Tyne. Trans. Nat. His. Soc., New Castle.
- “ *Carus*.....Development of Mussels. In Nova Acta, May 14.
- “ *Cuvier*.....The Animal Kingdom, Am. Edit., vol. ii. p. 406.
- “ *Deshayes*.....Tableaux Compl. des espèces de Coq. de terr.
- “ “.....Art. Mulette, d'Encyc. Method, t. 2, p. 573.
- “ “.....Desc. Coq. caractèr. de Terr. p. 39.
- “ “.....Tabl. Comp. dans Lyell, “Principles of Geol.,” 1st Ed., p. 10, 12.
- “ *Ferussac*.....Review of Jacobson, Phys. of Mull., Bull. des Sci. Nat.
- “ *Lea*.....Suppl. to Naïades. Trans. Am. Phil. Soc., May 20. “Obs.,” vol. i.
- “ *Michaud*.....Compl. à Hist. Nat. de Moll. de Draparnaud.
- “ *Rafinesque*.....Continuation of Monogr. of Shells of Ohio.
- “ “.....Appendix to continuation of Monograph.
- “ *Say*.....American Conchology, parts 2 and 3, 1830 to 1834.
- “ “.....New Species, &c., in Disseminator.
- “ “.....In Transylvan. Jour. Med., Lexington, Ky., vol. iv., for Oct.-Dec., p. 525.
- “ *Short & Eaton*.....In Transylvania Jour. Med. Feb. 1831, pages 74, 75, 76, &c.
- “ *Turton*.....Manual of Brit. Fr. Water and Land Shells, p. 19, 20.
1832. *Anonymous*.....Criticism in Monthly Amer. Journ. of Geol. and Nat. Sci., vol. i. p. 370.
- “ “.....In Naturalist. Boston, vol. ii.
- “ “.....On Lea's Naïades. Amer. Jour. Sci., vol. xii. p. 169.

1832. *Bouillet*. Cat. Coq. viv. du Dép. du Puy-de-Dome. Annales d'Anvergne.
- " *Carus*. Neue Untersuch, &c. Hassmuschel. 4to. Leipzig.
- " *Cristifori & Jan*. Catalogus Collectionum.
- " *Deshuyes*. Exp. Sci. de Morée, p. 109.
- " " On Naiades. Encycl. Méthodique, Paris.
- " *Des Moulins*. Desc. d'un nouvelle espèce d'Unio. Actes Linn. Soc. de Bordeaux.
- " *Green*. Notes of a Naturalist. Cabinet of Nat. Hist. &c., vol. ii. p. 290.
- " *Investigator*. In Monthly Am. Journal of Geol., &c., vol. i. p. 537-549.
- " *Lea*. Obs. on Naiades and des. of New Sp. Trans. Am. Phil. Soc. Mar. 16. "Obs." vol. i.
- " *Neumann*. Land-und Wasser Mollusken im Neuen Lausitzichern Mag., 1832-1833.
- " *Oken*. Isis, p. 468.
- " *Rafinesque*. Monograph. Trans. by C. A. Poulson.
- " " New Genera of Amer. Fluv. Biv. Shells. Atl. Jour., No. 4, p. 154.
- " *Say*. American Conchol., parts 4 and 5, 1830 to 1834.
- " Edinb. Encyclopedia, Art. Mollusca.
1833. *Brown*. The Conchologist's Text-Book.
- " *Darveux*. Const. Geog. de Liège, p. 273.
- " *Earle*. List of Land and Fr. Water Shells of Massachusetts in Report on Geol., Mineral., Botany, and Zool. of Mass. 1st Ed.
- " *Fitzinger*. System. Verzeich. Vienna, p. 118.
- " *Gould*. Lamarck's Genera of Shells, with Catalogue of Species. Transl. from the French. Boston.
- " *Gray*. Obs. on Moll. Anim's. Phil. Trans., p. 771, 794, 795.
- " *Hécart*. Cat. de Coq. terr. et fluv. de Valenciennes, p. 17.
- " *Hunt*. The Cabinet of Nature and Philosophy.
- " *Lea*. Suppl. to Obs. on Naiades. Trans. Amer. Phil. Soc., Mar. 15. Also in "Obs." vol. i.
1833. *Mantell*. Geol. of East of England.
- " *Millet*. Tabl. Méthod. des Moll. terr. et fluv. Linn. Soc. Bordeaux, t. 5, p. 6.
- " *Say*. Catalogue of Exotic Shells in my Cabinet.
- " *Valenciennes*. Coq. fluv. bivalve, de Nouv. Continent, &c. Recueil d'Obs. de Zool. et d'Anat. Comparée, &c., vol. ii. p. 226-236. Humboldt's Voy.
- " *Woodward*. Geol. of Norfolk Clay, p. 40.
1834. *Blozum*. Pearly matter in Freshwater Mussels. Mag. Nat. Hist., vol. vii. p. 160.
- " *Bouillet*. Coq. foss. du Calc. d'eau douce du Cantal. Bull. Soc. Géol. de France, v. 6.
- " *Conrad*. Desc. New Fr. Wat. Shells. Am. Jour. Sci., vol. xxv. p. 338.
- " " New Fr. Water Shells of the U. States, and Synoptical Table of the Species of N. Amer. Naiades. 16mo. pp. 76.
- " " New Genus Fr. Wat. Shells. Jour. Academy Nat. Sci., Aug. p. 179.
- " " Amer. Conchology (Say's), part 7, Edited by Conrad.
- " *Cooper, W.* List of Shells, in Schoolcraft's Expedit. to Upper Miss., p. 154.
- " *Fischer de Waldheim*. Bib. Paleontol. Ani. Syst. Moscow.
- " *Furines*. Desc. des trois esp. nouv. des Coq., p. 1, pl. 3.
- " *Garner*. On Nervous Syst. of Moll. Tr. Lin. Soc., v. 17, p. 485.
- " *Gray*. New Shells in his own Coll. In Proc. Zool., vol. iv. p. 57.
- " *Kirtland*. Sexual Characters of Unionidæ. Am. Jour. Sci., vol. xxvi. p. 117.
- " *Kloden*. Verstein Brunderb., p. 209, 313, 327, 330, 331, 332.
- " *Lea*. Second Suppl. to Naiades. Trans. Amer. Phil. Soc., Feb. 7, Dec. 19. "Obs.," vols. i., ii.
- " " Obs. on the Genus Unio, &c., vol. i. Memoirs originally published in Tr. Am. Phil. Soc., 1827 to 1834.
- " *Milne-Edwards*. Éléme. de Zool., vol. iv. p. 303.

1834. *Noulet*.....Précis de l'Hist. Nat. des Moll. terr. et fluv.
- " *Oken*.....Isis, p. 458.
- " *Rang*.....Mém. Acéph. d'eau douce du Sénégal. N. Ann. Mus., p. 297.
- " *Ravenel*.....Catalogue of Recent Shells.
- " *Rogers*.....Analysis of Shells. Amer. Journ. Sci., vol. xxvi. p. 361.
- " *Say*.....Synonymy, &c. Am. Conchology, part 6.
- " *Strickland*.....Fr. Wat. and Land Shells of Henley on Thames. Mag. Nat. Hist., vol. vii. p. 494.
- " *Warren, J.*.....The Conchologist. Boston.
- " *Wood, S. V.*.....Lacustrine For. Mag. Nat. Hist., vol. vii., p. 274.
1835. *Anonymous*.....Review of Lea's "Observations," &c. Amer. Jour. Sci., vol. xxvii. p. 371.
- " *Blainville*.....Rapport sur un Mém. de Quatrefages. Ann. des Sci. Nat., vol. iv. p. 283.
- " *Bost. Soc. Nat. Hist.*...Cat. of Massachusetts Shells. Hitchcock's Geol. Report.
- " *Bronn*.....Lethæa Geog., p. 361, 1835-1837.
- " *Conrad*.....Monograph, Fam. Naiades N. America, 13 Nos. 1835 to 1843.
- " *Deshayes, dans Lamarck*.....An. s. Vert. 2^e Edit., t. 6.
- " *D'Orbigny*.....Synop. Molluscorum Amer. Merid. Mag. de Zool. No. 61, p. 37.
- " ".....Voy. dans l'Amér. Mérid., 1835 to 1843.
- " *Earle*.....List of Land and Fr. Water Shells of Mass. In Report on Geol., Mineral., Botany, and Zoology of Massachusetts. 2d Edition.
- " *Encyclo. Americana*...Art. Conch.
- " *Ferussac*.....Obs. sur les Naiades. Mag. de Zool., Nos. 59, 60.
- " *Goupil*.....Hist. des Moll. de la Garthe, p. 82.
- " *Jaquemin*.....Guide du Voy. à Arles.
- " *Jay*.....Catalogue of Recent Shells. 1st Edition.
- " *Lea*.....Contin. of paper on Naiades. Trans. Am. Phil. Soc., Jan. 2 and Sept. 18. "Obs.," &c., vol. ii.
- " *Loudon*.....Remarks on Lea's Obs. on Unio. Mag. Nat. Hist., vol. viii. p. 126.
1835. *Morton*.....Organic Remains. Am. Jr. Sci., vol. xxix. p. 149.
- " *Oken*.....Allg. Naturg., vol. i. p. 317.
- " *Quatrefages*.....Sur la vie interbranchiale Anod. Ann. des Sci. Nat., t. 5, p. 321.
- " *Rossmüssler*.....Iconog. der land und süsswasser Moll., 1^{re} liv. p. 114; 2^e liv. p. 19. 3 vols. 8vo. Leipzig, 1835 to 1854.
- " *Sars*.....Beskrivelser og Tagllagelser. Beyen.
- " *Swainson*.....Elements of Modern Conchology. 12mo.
- " *Wood*.....General Conchology, 2d Ed.
1836. *Bean*.....Fossil Shells. Mag. Nat. Hist., vol. ix.
- " *Bouillet*.....Cat. Moll. d'Auvergne, p. 80; foss. p. 149.
- " *Bronn*.....Phil. Mag. and Bull. Geol. Soc., t. 7.
- " *Cooper, D.*.....List of Land and Fr. Water Shells of the Environs of London.
- " *Deshayes*.....Art. Conchylifera. Cycl. An. et Phys., t. 1, p. 694.
- " *Filton*.....Strata below the Chalk, p. 178, 228, 229, 230, 298.
- " *Fournel*.....Faune de la Moselle, p. 485.
- " *Garner*.....Anatomy of Lamellibranchiate Conch. Proc. Zool. Soc., p. 14.
- " *Held*.....Aufzählung der Bahern Moll. Isis, p. 271.
- " *Hibbert*.....Fresh Water Limestone of Burdic House. Tr. Roy. Soc. Ed., vol. xiii.
- " *Hildreth*.....Habits of Uniones. Amer. Jour. Sci., vol. xxxi. p. 62.
- " *Holandre*.....Faune de la Moselle, p. 54.
- " *Jay*.....Catalogue of Recent Shells. 2d Edition.
- " *Kirtland*.....Sexual Characters of Naiades, in Wiegmann's Archiv., vol. i. p. 236.
- " *Lea*.....Desc. of a New Sp. of Unio [spinosus]. 4to.
- " ".....Contin. of paper on Naiades. Trans. Am. Phil. Soc., Feb. 5, July 15, Aug. 19, Nov. 4. "Obs.," vol. ii.
- " ".....Synopsis of Family Naiades. 8vo. 1st Edition.
- " *Moricand*.....Coq. terr. et fluv. de Bahia. Mém. Soc. Phy. de Genève.
- " *Müller*.....Synopsis Test. Viventium, p. 193 et seq.

1836. *Philippi*.....Enum. Moll. Siciliæ, t. 1, p. 66.
- “ *Römer*.....Oolith. Gebirg., p. 94; Sup. 213.
- “ *Rossmüssler*.....Iconographie, 3^e livre, p. 22.
- “ *Scacchi*.....Cat. Conch. Règ. Neap., p. 4.
- “ *Sowerby*.....Mollusca. In Richardson's Fauna Boreali-Amer., vol. iii. p. 316.
- “ “In Fitton's Strata below the Chalk, p. 346, 358.
- “ *Wiegmann*.....Note on Kirtland [*ut supra*] in Wiegmann's Arch., vol. i. p. 236.
- “ *Williamson*.....On Limestones of Manchester. Lond. and Edin. Philos. Mag., p. 247.
1837. *Anonymous*.....Economical Uses of Testacea. Am. Jour. Sci., vol. xxxii. p. 53, 235.
- “ *Beck*.....Index Moll. Mus. Principi Christ. Fred. 4to.
- “ *Bouillet*.....Cat. Moll. terr. et fluv. dans la Haute et Basse Auvergne.
- “ *Charpentier*.....Cat. des Moll. de la Suisse, p. 24.
- “ *Dunker*.....Syst. Conch. Cab. von Martini et Chemnitz.
- “ *Ferussac*.....Cat. des Coq., p. 17.
- “ *Fleming*.....Moll. Animals. Art. Conchology. 7th Edit. Encycl. Brit.
- “ *Goldfuss*.....Petrif. Deutschlands, vol. ii. p. 180.
- “ *Gould*.....Catalogue of Maine Shells, in 1st Geol. Report of the State of Maine, p. 119.
- “ *Hildreth*.....Disease among Shell-Fish. Am. Jour. Sci., vol. xxxii. p. 97.
- “ *Keber*.....De Nervis Concharum. Berolini.
- “ *Kirtland*.....Observations, &c. Am. Jour. Sci., vol. xxxi. p. 35.
- “ *Koch & Dunker*.....Beit. zur Kennt. Oolit., p. 18, 58.
- “ *Krynicky*.....Conch. Terr. Fluv. et Mar. Bull. Imp. Soc. Moscow, 1832, '35, '37.
- “ *Kuster*.....Syst. Conch. Cab. von Martini et Chemnitz. 1837-1870.
- “ *Lamoroux*.....Unio antistrophodonta bei Nancy. N. Jahrb.
- “ *Lea*.....On Naiades. Trans. Am. Phil. Soc. July 21. "Obs." vol. ii.
- 1837 a 1839. *Mauduyt*.....Moll. terr. et fluv. du Département de la Vienne, France.
- “ *Michaud*.....U. truncatosa. Mag. de Zool., pl. 85.
- “ *Partsch*.....Jahrb., p. 424.
- “ *Pusch*.....Polens Palæontologie, p. 55.
- “ *Siebold*.....On Sexuality in Mussels. Archiv fur Natur., vol. iii. p. 51.
- “ *Sowerby*.....Trans. Geol. Soc., vol. v. p. 491.
- “ *Storer*.....Translat. of Kiener's "Species Generales."
- “ *Troschel*.....Neue Sussw. Conch. Arch. für Nat., t. 4, p. 180, 182.
- “ *Verneuil*.....Mém. Géol. sur la Crimée.
1838. *Alder*.....Suppl. to Cat. of Testacea, &c. Trans. Nat. Hist. Soc. of North'd and Durham, vol. ii.
- “ “Notes on Land and Fr. Wat. Moll. of Gr. Britain. Jardine's Mag. of Zool. and Botany.
- “ *Anonymous*.....Review of Lea's "Observations." Amer. Jour. Sci., vol. xxxv. p. 184.
- “ *Bouchard-Chanteaux*.....Cat. des Moll. terr. et fluv. du Pas du Calais, p. 89.
- “ *Bronn*.....Lethæa Geognostica, 2d Ed. 2 vols.
- “ *Brumati*.....Cat. delle Conch. di Monfalcone, p. 54.
- “ *Eydoux*.....Moll. du Voyage Favorite. Mag. de Zool., pl. 118.
- “ *Fleming*.....Hist. of Brit. Animals. 8vo.
- “ *Forbes, E.*.....Malacol. Monensis, p. 44.
- “ *Kirtland*.....On the Zoology of Ohio. 1st Ann. Geol. Rep't of Ohio, p. 170.
- “ *Lea*.....On Naiades. Trans. Am. Phil. Soc., Jan. 5 and 19, vol. vi. p. 103, 108. Obs. on the Genus Unio, &c., vol. ii.
- “ “Synopsis, Family Naiades. 2d Ed. 4to. Also in Trans. vol. vi. p. 113.
- “ “Torpidity of Anodonta Chai-ziana. Pro. Am. Ph. Soc., vol. i. p. 8.
- “ *Maravigny*.....Mém. pour l'Hist. Nat. de la Sicilie, p. 73.
- “ *Morieand*.....Coq. terr. et fluv. de Bahia. Soc. Hist. Nat. Geneva, Mar. 23.

1838. *Porro*.....Moll. terr. et fluv. Prov. Comasco. Milan. p. 114.
 " *Potiez et Michaud*....Galerie des Moll. &c. Paris.
 " *Rossmässler*.....Iconogr., 7 et 8 liv., p. 25 et 41.
 " *Siebold*.....Observ. sur un Organ enigmatique. Arch. de Müller (Jan.) Ann. Sci. Nat., t. 10. p. 319.
 " *Sullivant*.....Catalogue of Shells and Minerals, &c. Columbus, O.
 " *Troschel*.....Bericht über Moll. Archiv für Naturg., vol. ii. p. 265.
 " *Wyatt*.....Manual of Conchology. N. York. 8vo. pp. 191.
 1839. *Adams, C. B.*.....Shells of Fresh Pond. Am. Jour. Sci., vol. xxxvi. p. 392.
 " *Agassiz*.....Sur les Moules de Moll. Neuchâtel Mém. ii.
 " ".....Sur les Moules du Musée de Neuchâtel. Moscou. Bull. Soc. Nat.
 " *Anton*.....Vers der Conch., p. 14.
 " *Arada et Maggiore*....Cat. Conch. Sicilie.
 " *Brown, T.*.....Conchology of Gr. Britain and Ireland.
 " *Dekay*.....Catalogue of the Animals of the State of New York. Assembly Doc.
 " *Des Moulins*.....Considérations Générales. Soc. Lin. de Bordeaux, vol. xi. p. 1.
 " ".....On Lea's Naïades (vol. ii.) Soc. Linn. de Bordeaux, t. 11, No. 1.
 " *Jay*.....Catalogue of Recent Shells, 3d Edition, p. 118.
 " *Jordan, A.*.....Catalogue of British Moll. Bristol.
 " *Lamarek*.....Animaux sans Vertèbres, par Deshayes et Milne-Edwards, vol. ii. p. 667-679.
 " *Münster*.....Beit. zur Petrifacten, p. 108.
 " *Römer*.....Verst. Oolit. Geb. Supp., p. 55.
 " *Rossmässler*.....Iconogr., 9 et 10^e liv. p. 10.
 " *Russel*.....Familiar Notice of the Shells of Essex Co. Jour. Essex Co. Nat. Hist. Soc., vol. i. p. 47.
 " *Sager*.....Catalogue of Animals of Michigan.
 " *Sowerby, G. B., Jr.*...Concholog'1 Manual, p. 111.
 " *Tappan*.....Desc. of New Shells. Amer. Jour. Sci., vol. xxxv. p. 268.
 1839. *Tereer*.....Cat. des Moll. terr. et fluv. de l'Algérie, p. 39.
 " ".....Penny Cyclop., Art. Malacology.
 " *Troschel*.....Mollusca. Archiv für Naturg., vol. ii. p. 201.
 1840. *Bonhomme*.....Not. Bivalve. Rœlez. In Grateloup's Moll. de la France.
 " *Burignier*.....Cat. des Moll. de la Meuse, p. 10.
 " *Dekay*.....Catalogue of Animals, State of New York. Geol. Rep. and Assembly Docum'ts.
 " *Eichwald*.....Die Thier und Pflanzen-Reste. Bull. Acad. Pet. Urwelt Russland. Petersburg Bull., 1840-1842, and Jahrb., 1843.
 " *Gras*.....Desc. des Moll. terr. et fluv. de la France.
 " *Gray*.....Animal of Hyria. Ann. Nat. Hist., No. 37, p. 316.
 " ".....Syn. Brit. Mus.
 " ".....On Byssus of Unio. Ann. Nat. Hist., p. 77.
 " ".....Turton's Manual, 2d Edit., p. 295.
 " *Guibal*.....Terr. Juras. de la Meurthe, p. 59.
 " *Hanley*.....Conch. Book of Species, 1st Edition.
 " *Kirtland*.....Sexual Differences and Habits of Naïades. Am. Jour. Sci., vol. xxxix. p. 164.
 " *Lea*.....Fr. Water and Land Shells. In Trans. Am. Phil. Soc., Oct. 2. Pro. Acad. Nat. Sci., p. 282 & 285. "Obs." vol. iii.
 " *Pickard*.....Hist. des Moll. de la Somme, p. 314.
 " ".....Mém. sur les déviations dans le Genre Unio. Soc. Linn. du Nord de la France, t. 1, p. 339.
 " *Poe*.....Conchologist's First Book. Philadelphia. 12mo. pp. 166.
 " *Römer*.....Die Verstierungen, &c. 1840-1841.
 " *Say, Mrs.*.....Republication of Mr. Say's Descriptions of Fr. Water and Land Shells, 1829, 1830, 1831.
 " *Schmidt*.....On Uniones. Bull. de la Soc. Imp., Moscow.

1840. *Swainson*.....Treatise on Malacology, p. 264, 377, f. 123, p. 378, 379, 380, f. 124.
- “ *Taylor & Shiverick*....Catalogue of Shells of Bristol Co., Massachusetts.
- “ *Troschel*.....Bericht über Naturg., vol. ii. p. 198.
- “ *Turton*. [See *Gray*.]
1841. *Adams, C. B.*.....Cat. of Shells of Middlebury, Vermont. Am. Jour. Sci., vol. xi. p. 266.
- “ *Conrad*.....Desc. of a New Genus of Fr. Water Shells. Jour. Acad. Nat. Sci., vol. viii. 1st Ser. p. 178.
- “ “.....Desc. Three N. Spec. Unio. Proc. Acad. Nat. Sci., vol. i. p. 19.
- “ *Delessert*.....Recueil de Coq. par Lamarck et non fig. pl. 12, 13, 19.
- “ *Eichwald*.....Fauna Caspio-Cauc., p. 264.
- “ *Garner*.....On the Lamell. Conchifera. Tr. Zool. Soc., vol. ii. p. 87.
- “ *Gould*.....Invertebrata of Massachusetts, p. 106-120.
- “ “.....Shells of Massachusetts, and Geog. Distribution. Bost. Jour. Nat. Hist., vol. iii. p. 483.
- “ *Gruner*.....Einige neue Land- und Süßwas.-Conch. Weigmann's Archiv, p. 276.
- “ *Haldeman*.....Desc. of Five New Species American Fr. Wat. Shells. Jour. Acad. Nat. Sci., vol. viii., 1st ser., p. 201.
- “ “.....Remarks on Uniones, &c. Proc. Acad. Nat. Sci., vol. i. p. 104.
- “ *Lea*.....Desc. of Fr. Water and Land Shells. Trans. Am. Phil. Soc., Jan. 15, Feb. 19, June 18. Also in Pro., p. 30, 74, 81, 224, and “Obs.” vol. iii.
- “ “.....On Gestation of Naïades. Pro. Acad. Nat. Sci. p. 34.
- “ *Nicklin*.....Translation of Des Moulins' “Gen'l Considerations.” Am. Jour. Sci., vol. xli. p. 104.
- “ *Ray et Drouet*.....Moll. de la Campagne.
- “ *Reeve*.....Conch. Syst., vol. i. p. 116, 119, 121.
- “ “.....Proc. Zool. Soc., p. 75.
- “ *Swainson*.....Exotic Conchology, 2d Edit. p. 28, 29.
1841. *Thompson*.....Catalogue of Land and Fr. Wat. Mollusca of Ireland. Ann. Nat. Hist., p. 196.
- “ *Troschel*.....Bericht über der Naturg., vol. ii. p. 259.
- “ *Villa*.....Benacensis Conch.
- “ “.....Dispositio Syst. Conch. terr. et fluv. &c., p. 40 *et seq.*
1842. *Adams, C. B.*.....Shells of Vermont, in History of Vermont (Thompson's). Also in Pamphlet, pp. 20.
- “ *Anonymous*.....Preparation of Shells for the Cabinet. Am. Jour. Sci., vol. xlii. p. 391.
- “ *Anthony*.....List of Land and Fr. Water Shells near Cincinnati, O. 1st Edition.
- “ *Benson*.....Moll. of Chusan. Ann. Nat. Hist., vol. ix. p. 489.
- “ *Braun*.....Deutschl. Naturfv.
- “ *Cantor*.....List of Shells from Chusan. Proc. Zool. Soc., p. 124.
- “ *Conrad*.....Desc. Three N. Spec. Unio. Jour. Acad. Nat. Sci., vol. viii., 1st Ser., p. 178.
- “ *D'Orbigny*.....Palæontologie de l'Amér. Mérid., p. 127.
- “ *Fleming*.....Brit. Animals, 2d Edit., p. 416, 417.
- “ *Gray*.....Syn. Brit. Mus., p. 91.
- “ *Gray, Mrs. M. E.*....Figures of Moll. Anim., 5 vols. Lond., 1842 to 1857.
- “ *Gualteri*.....Index Test. Conch., &c.
- “ *Haldeman*.....Notes on Nomenclature. Pr. Acad. Nat. Sci., vol. i. p. 176.
- “ *Hanley*.....Conch. Book of Species, 2d Edition.
- “ “.....Illustrated and Descriptive Catal., forming an Appendix to Wood's Index Testaceologicus, 1842 to 1856, p. 174 *et seq.*
- “ *Lea*.....Notes on Nomenclature. Pr. Acad. Nat. Sci., vol. i. p. 215.
- “ “.....Observations on the Genus Unio, &c., vol. iii. Memoirs originally published in Trans. Am. Phil. Soc., 1838 to 1842.
- “ “.....Desc. Fr. Water and Land Shells. Trans. Am. Phil. Society, Oct. 21, Dec. 16. Also in “Obs.,” vol. iv.
- “ *Matheron*.....Cat. des Fossiles du Dept. des Bouches du Rhone.

1842. *Newbyler*.....Die Gener. Organ. Anod. & Unio. Neue Denkschr. Allgem. Schweiz. Rev. Zool., p. 88. Isis, 1841, p. 218.
- " *Philippi*.....Abbild. und Besch. Conch. Cassel, 1842 to 1850.
- " *Prescott*.....Cat. of the Mar. Fluv. and Land Shells of Massachusetts.
- " *Recluz*.....Desc. de deux Coq. nouv. Rev. Zool., t. 5, p. 305.
- " *Reeve*.....Conch. Systematica. 2 vols. 4to.
- " *Rossmässler*.....Iconograph. 11^e liv. p. 13.
- " *Sganzin*.....Cat. des Coq. de Madagas., &c., p. 8.
- " *Sowerby, G. B., Jr.*...Conchological Manual, 2d Edit., pp. 12, 100, 164, 200.
- " *Stutchbury*.....A New Gen. of Fossil Shells. Ann. Nat. Hist., vol. viii. p. 481.
- " *Troschel*.....Bericht über der Naturg., vol. ii. p. 372.
- " *Wheatley*.....Catalogue of Shells of the U. S., with localities. 1st Ed. pp. 29. 12mo.
1843. *Anthony*.....List of Shells near Cincinnati. 2d and 3d Editions.
- " *Brown*.....Elem. of Foss. Conch., p. 91.
- " *Dekay*.....Zool. of New York, in N. Y. State Reports, Part V., Mollusca.
- " *Deshayes*.....Traité Élém. de Conchyl., 1843 to '50, p. 216 *et seq.*
- " *D'Orbigny*.....Consid. sur la Normale comparative des Moll. biv.
- " *Dupuy*.....Essai sur les Moll. du Gers. viv. et foss., p. 77, 102.
- " *Gould*.....Number and Distribution of Testacea of Massachusetts. Proc. Bost. Soc. Nat. Hist. vol. i. p. 6, 89, 117.
- " ".....Desc. of Shells from Tavoy, Brit. Burmah. Bost. Jour. Nat. Hist., Sep. 6, vol. iv. p. 452, and in Proc. Bost. Soc. Nat. Hist., vol. i. p. 139, 160.
- " *Klipstein*.....Zur Geologischen Kenntniss &c. Jahrb., p. 831.
- " *Lea*.....Desc. Fr. Water and Land Shells. Trans. Am. Phil. Soc., Aug. 18. Also in "Obs.," vol. iv.
- " ".....New Fresh Water and Land Shells. Pro. Am. Phil. Soc., vol. iv. p. 8, 158, 162.
1843. *Macgillivray*.....Mollusks of Aberdeen, p. 207, 240.
- " *Matheron*.....Catalogue, p. 168. Cat. Meth. et Descript.
- " *Menke*.....Moll. Nov. Holl. Spee., p. 38.
- " *Mermet*.....Hist. des Moll. des Pyr. occ. p. 86.
- " *Mighels*.....Cat. of the Shells of Maine. Bost. Jour. Nat. Hist., vol. iv. p. 324. Also in Pamphlet, p. 18.
- " *Millet*.....Desc. des quelques Nouv. Esp. de Moll. de France. Mag. de Zool.
- " *Moquin-Tandon*.....Moll. terr. et fluv. de Toulouse. In Acts of Acad. of Toulouse.
- " *Morris*.....Cat. of Brit. Foss., p. 105.
- " *Mussey*.....Cat. of the Shells of the Ohio Valley. Proc. National Institute, p. 297. Washington, D. C.
- " *Recluz*.....Castalia Duprei. Mag. de Zool., pl. 77, 78.
- " *Reeve*.....Conchol. Iconica, or Shells of Moll. Animals. 4to. 1843 to 1869.
- " *Reyniès*.....Lettre sur quelques Moll. terr. et fluv., p. 5-7.
- " *Scholtz*.....Schlesiens-Land- und Wasser Mollusken. Breslau.
- " *Shuttleworth*.....Mittheil Naturf. Gesellsch. Bern. 1843 to 1852.
- " ".....Mollusken von Corsica.
- " *Thompson*.....Report to the Br. Assoc. on the Fauna of Ireland.
- " *Troschel*.....Bericht über der Naturg., vol. ii. p. 115.
1844. *Blanchard*.....Obser. Syst. Nerv. des Moll. Ann. des Sci. Nat., t. 3, p. 321.
- " *Brown, T.*.....Illustrated Conchology of Gr. Brit. 4to. London.
- " *De Koninck*.....Foss. de Carb. de Belg. 2 vols. 4to.
- " *D'Orbigny*.....Paléon. Française Terr. Crét., t. 3, p. 124.
- " *Des Moulins*.....Cat. Moll. de la Dordogne.
- " *Gould*.....Genus Pseudodon. Proc. Bost. Soc. Nat. Hist., vol. i. p. 161.
- " *Griffith*.....English Edition of Cuvier's Régn. Anim.
- " *Haldeman*.....In Iconogr. Encyel. of Sci., translated by Prof. S. F. Baird, vol. ii. p. 49.
- " ".....In Rupp's Hist. of Lancaster Co., p. 479.

1844. *Haldeman*. Moll. common to Europe and America. Jour. Bost. Soc. Nat. Hist., vol. iv. p. 468.
- " *Jackson*. List of Shells found at Lake Superior. Proc. Bost. Soc. Nat. Hist., vol. i. p. 198.
- " *Joba*. Cat. Moll. terr. et fluv. dans le Dept. de la Moselle. Mém. Soc. Hist. Nat.
- " *Macgillivray*. Moll. Animals of Scotland.
- " *Mantell*. Fossil Unionidæ. Am. Jour. Sci., vol. xlvii. p. 402.
- " *Philippi*. Desc. test. novorum. Zeits. für Malak.
- " *Potier et Michaud*. . . . Gal. des Moll., t. 2, p. 146, 148, 158.
- " *Troost*. List of Shells of Tennessee, in 7th Geol. Rep. of Tennessee, p. 40.
- " *Troschel*. Ueber die Familie der Najaden. Arch. für Nat. p. 257.
- " *Villa*. Catal. dei Moll. della Lombardia.
1845. *Brown, T.* Conchology of Gr. Brit. and Ireland. 8vo.
- " *Callow*. Conch. Nomenclator, p. 55, 69.
- " *Chenu*. Bibliothèque Conch., 1^{re} series, vol. iii. p. 10, 12, 18, 22, 24, 31, 32, 45, 46, 52, 53, &c.
- " *Company & Massot*. . . . Desc. d'un Nouv. Esp. de Mulette. In Soc. Agr. et lett. Pyr.-Or., vol. ii. p. 234.
- " *Des Moulins*. Cat. de la Gironde. Linn. Soc. Bordeaux, t. 2, p. 39.
- " *D'Orbigny*. Moll. viv. et foss. 10 vols. 8vo.
- " *Ducernoy*. Sur le Syst. Nerv. des Moll. Comp. Rend., No. 8, 22, 28.
- " *Gould*. Desc. Two New Unios of Florida. Proc. Bost. Soc. Nat. Hist., vol. ii. p. 53.
- " *Joly*. Anodonta qui résistit à la congélation. Ann. des Sci. Nat., 3d ser. vol. iii. p. 373.
- " *Keyserling*. Verneuil & Murchison, vol. ii. p. 307.
- " *Lea*. Desc. of Fr. Wat. and Land Shells. Trans. Am. Phil. Soc., May 2, and "Obs.," vol. iv.
- " " Observ. on the Genus Unio, &c., vol. iv. Memoirs originally published in Tran. Am. Phil. Soc., 1841-'45.
1845. *Linsley*. Catal. of Shells of Connecticut. Am. Jour. Sci., vol. xlviii. p. 277.
- " *Morelet*. Desc. des Moll. terr. et fluv. du Portugal, p. 100.
- " *Philippi*. Bemerkungen über die Moll. Fauna von Massachusetts. Zeits. für Malakoz.
- " *Plummer*. Cat. of Shells of Wayne Co., Indiana. Am. Jour. Sci., vol. xlviii. p. 93.
- " *Read*. Cat. of Shells of Massachusetts. Lynn, 1845.
- " *Scholtz*. Schlesiens Land- und Wasser Moll. Zeits. für Malak. p. 156.
- " " Nueste Beobachtungen in Geb. der Moll. Schlesiens. Zeits. für Malakoz.
- " *Troschel*. Ueber die Familie der Najaden. Arch. für Nat. p. 247.
- " *Wheatley*. Catal. of Shells of the U. S. 2d Edition. 18mo. p. 7.
1846. *Agassiz*. Nomenclator Zoologicus. 4to. Soloduri.
- " *Bronn*. Lethæa Geog., 3d Edit.
- " *Conrad*. Fresh Water Shells of Rockbridge Co., Va. Am. Jour. Sci., vol. i. p. 405.
- " *Dunker*. Diagnoses Moll. nov. Zeits. für Malakoz.
- " *Geinitz*. Grundriss der Verst., p. 440.
- " *Gould*. Desc. of Shells from Tavoy, in British Burmah. Proc. Bost. Soc. Nat. Hist., vol. ii. p. 218.
- " " Desc. of Shells in Wilkes' U. S. Expl. Exped. (in 4 vols. folio), and in Proc. Bost. Soc. Nat. Hist., 1846 to 1850.
- " *Grüells*. Cat. Moll. en España. Madrid.
- " *Gras Albin*. Desc. des Moll. fluv. et terr. de la France. Pamphlet.
- " *Haldeman*. Western Uniones in the Susquehanna, and Desc. of U. abacoïdes. Proc. Acad. Nat. Sci., vol. iii. p. 15 and 75.
- " " U. abacoïdes in Am. Jour. Sci. Ann. Nat. Hist., vol. xviii. p. 430.
- " *Hanley*. Illust. Catalogue, vol. ii. p. 173, 225.
- " *Hermannsen*. Indices Generum Malacozoorum primordia.

1846. *Joba*.....Cat. de la Moselle. Supple-
ment Mém. Soc. d'Hist.
Nat.
- " *Mayo*.....Lessons on Shells.
- " *Shumard*.....Catal. of Fluviatile Shells,
&c. In Naturalist and Jr.
of Agriculture, Louisville,
Ky., vol. i. No. 3, p. 105.
- " *Troschel*.....Ueber die Familie der Najaden.
Arch. für Nat. p. 412.
1847. *Adams, C. B.*.....Catalogue Genera and Spe-
cies of Recent Shells. Col-
lection of C. B. Adams.
- " *Agassiz*.....Introduction to the Study of
Nat. Hist. 8vo. N. York.
- " *Dupuy*.....Hist. Nat. des Moll. de la
France. 4to. 736 pp. 1847
to 1852.
- " *Gould*.....Desc. New Unio from Tavoy
in Brit. Burmah. Proc.
Bost. Soc. Nat. Hist., vol.
ii. p. 220.
- " *Gray*.....List of Genera of Recent
Moll. Proc. Zool. Soc., p.
129.
- " *Mantell*.....Geol. of Isle of Wight.
- " *Matheron*.....Cat. Cab. Meth. et Descrip.
- " *Philippi*.....Test. nov. cent. in Zeits. für
Malakoz, vol. iv. p. 95,
96.
- " *Puton*.....Moll. terr. et fluv. des Vosges.
- " *Remak*.....Ueber ein Selbs. Darmner
ver System. Berlin.
- " *Schrenk*.....Uebersicht der Land- und
Süsswasser Moll. Liv-
lands.
- " *Troschel*.....Die Familie der Najaden.
Archiv für Naturg., p. 257.
- " ".....Bericht über der Moll. Ar-
chiv für Natur., p. 368.
1848. *Agassiz*.....Nomenclatoris Zoologici In-
dex Univ. 12mo. Soloduri.
- " *Alder*.....Cat. of Moll. of North'd and
Durham. Trans. of Tyne-
side Nat. Field Club., vol.
i. p. 176.
- " *Brande*.....Art. Conchology. Dict. of
Arts and Sciences, New
York Edition.
- " *Dunker*.....Diag. Moll. nov. Zeits. für
Malakoz, p. 108.
- " *Forbes & Hanley*.....British Molluscs, 1848 to '50.
- " *Gibbes*.....In Geol. Report S. Carolina.
Appendix, p. 21.
- " *Gould*.....Desc. of Shells of Connecti-
cut collected by Linsley.
Am. Jour. Sci., 2d Ser.,
vol. vi. p. 233, Sept. 1848.
1848. *Krauss*.....Die Südafrikanischen Mol-
lusken.
- " *Löven*.....On Branchiæ of Moll., &c.
Mém. Acad. de Stock-
holm.
- " *Menke*.....Zeitschrift für Malak., p. 48.
- " *Middendorff*.....Malak. Rüssland. Bull. Soc.
Nat. Hist. Moscow.
- " *Mousson*.....Land und Süssw. Moll. von
Java. Zeits. für Malakoz,
p. 177.
- " *Philippi*.....Menke's Zeits., p. 130.
- " *Requien*.....Cat. Coq. de l'Isle de Corse.
Avignon.
- " *Troschel*.....Die Familie der Najaden.
Arch. für Nat., p. 213.
1849. *Agassiz*.....Breathing Organs of Mol-
lusca. Proc. Bost. Soc.
Nat. Hist., vol. iii. p. 237.
- " ".....Germs of Anodonta. Twelve
Lectures on Embryology.
Pamphlet, p. 92.
- " *Bronn*.....Index Palæontologicus. 3
vols.
- " *Conrad*.....Desc. New Fr. Water and
Mar. Shells. Proc. Acad.
Nat. Sci., vol. iv. p. 152.
Ann. Nat. Hist., vol. iv.
p. 300.
- " *Deshayes*.....Exp. Sci. de l'Algeria. 4to.
Paris.
- " *Dupuy*.....Cat. Extra Gall. Test.
- " *Gassies*.....Moll. de l'Agenais. 8vo. p.
91, 187, 209.
- " *Lyell*.....Second Visit to the U. S.,
vol. i. p. 243.
- " *Menke*.....Ein Südafri. Unio. Zeits.
für Malakoz, p. 28.
- " *Morelet*.....Testacea Nov. Ins. Cubana
et Amér. Cent., p. 28.
- " *Mousson*.....Die Land- und Süsswasser
Moll. von Java. 8vo. p.
126.
- " *Parreys*.....Syst. Verz. der Oester. Land-
& Fluss-Conch. Freunde
der Natur. in Wien, p. 97.
- " *Philippi*.....Centurea Test. novorum.
Zeits. für Malakoz, pp. 123
and 176.
- " *Quatrefages*.....Embryologie de Unio. Rev.
et Mag., p. 370.
- " *Ray et Drouet*.....Desc. d'une nouv. espèce
d'Anodonte. Rev. et Mag.
Zool., p. 29.
- " *Sieckmascko*.....Bull. de St. Petersbourg.
- " *Troschel*.....Die Familie der Najaden.
Arch. für Nat., vol. ii. p.
76.

1849. *Wailes*.....Moll. of the Mississippi. In Geol. Report of Mississippi. 8vo. p. 338.
- “ *West. Acad. Nat. Sci.*.....Catal. of Shells of Ohio, &c.
- “ *Wyatt, Thos.*.....Synopsis of Nat. Hist., &c. 49 plates. Philadelphia.
1850. *Agassiz*.....Remarks on Fr. Wat. Shells. Proc. Bost. Soc. Nat. Hist. vol. iii. p. 301, 356.
- “ *Brown, Alex.*.....In Deshayes' *Traité* géom., vol. ii. p. 216.
- “ *Conrad.*.....Desc. N. Species Fr. Water Shells. Proc. Acad. Nat. Sci., vol. v. p. 10. Jour. Acad. Nat. Sci., vol. i. p. 275.
- “ *Deville et Hupé.*.....Desc. de quelques Coq. nouvelles. Rev. de Zool., p. 638.
- “ *D'Orbigny.*.....Prodrom. Palæontol., 1850-1852. See Index, p. 184.
- “ *Gascoïn.*.....Habits of Helix, &c. Proc. Zool. Soc., p. 244.
- “ *Gould.*.....Catalogue, &c. In Agassiz's Lake Superior, p. 243.
- “ “.....Desc. New Sp. Shells. Proc. Bost. Soc. Nat. Hist., vol. iii. p. 293.
- “ *Jay.*.....Catalogue of Shells. 4th Ed. New York. pp. 460.
- “ *Johnson.*.....Introduction to Conchology. London.
- “ *Kieckx.*.....Synopsis Moll. Brabantiae.
- “ *Lea.*.....Desc. Five N. Species Anodonta. Proc. Zool. Soc., London, July 9, vol. xviii. p. 197. Also Ann. Nat. Hist., 2d Ser., vol. viii. p. 493.
- “ “.....Large Unionidæ, their sizes and weights. Pro. Amer. Phil. Soc., vol. v. p. 153, 191.
- “ *Mörch.*.....Cat. of Kierulf's Cab., p. 26.
- “ *Recluz.*.....Desc. d'une nouv. espèce d'Anodonte. Journ. de Conch. Paris.
- “ *Ruschenberger.*.....Natural History [Conchology], vol. i. Book V.
- “ “.....Conchology. 18mo. (Separate.) Philadelphia.
- “ *Stein.*.....Die lebenden Schnecken, &c. Pamphlet. Berlin.
- “ *Troschel.*.....Die Familie der Najaden. Arch. für Nat., vol. ii. p. 99.
1851. *Agassiz*.....MSS. in Stimpson's Shells of New England.
1851. *Agassiz.*.....Letter to I. Lea on Naïades. Proc. Am. Phil. Society (Sept.), vol. v. p. 219.
- “ *Des Moulins.*.....Moll. terr. et fluv. de la Gironde. Acts Linn. Soc. Bordeaux, vol. xvii.
- “ *Forbes, E.*.....Estuary Beds and Oxford Clay. Journal Geol. Soc., vol. vii. p. 104.
- “ *Gould.*.....Descr. of N. Spec. of Shells. Proc. Bos. Soc. Nat. Hist. vol. iv. p. 92.
- “ *Hörnes.*.....Die Fossilen Moll. Tert. Von Wien. Geol. Jahrb., 1851 and 1852.
- “ *Keber.*.....Beitrag zur Anat. & Phys. Königsburg. 8vo. 2 pl.
- “ *Kirtland.*.....Sexes and Habits of Unionidæ. May 8, 1851. Proc. Am. Ass., vol. v. p. 85.
- “ *Lapham.*.....Catalogue of the Mollusca of Wisconsin.
- “ *Lea.*.....On Acostrea. Jour. Acad. Nat. Sci., Oct. 25, vol. ii. p. 125. Proc. Acad. Nat. Sci., vol. v. p. 277. Also in Pamphlet.
- “ “.....Remarks on Prof. Agassiz's Discoveries on New Characters in the Naïades. Pro. Am. Phil. Soc., vol. v. p. 187.
- “ “.....Correspondence with Prof. Agassiz relating to discoveries in the Anatomy of the Naïades. Proc. Am. Phil. Soc., vol. v. p. 218.
- “ *Lyell.*.....Manual of Geology, 3d Edition, p. 28.
- “ *Middendorff.*.....Siberische Reise. Bull. de Petersbourg, vol. ii. p. 275.
- “ *Morelet.*.....Test. Nov. Cubanæ et Amér. Cent., Pars ii. p. 28, and Jl. de Conch., p. 229.
- “ *Pfeiffer.*.....Remarks on Mousson's L'd and Fresh Water Moll. of Java. Zeits. für Mal., p. 46.
- “ *Spinelli.*.....Catal. dei Moll. della Bresciano.
- “ *Stimpson.*.....Shells of New England, p. 56, 8vo.
- “ *Triele.*.....Norske Land og Forsk-Vand Mollusker.
- “ *Troschel.*.....Die Familie der Najaden. Arch. für Nat., vol. ii. p. 68.
- “ *Woodward.*.....Manual of the Mollusca. London. 1851 to 1856.

1851. *Zelebor*.....Syst. Verzeich. Oesterreich Land- und Süßw. Moll. Berich. von Freunde der Natur. in Wien, p. 211.
1852. *Adams, C. B.*.....In Marcy's Exploration of the Red Riv. of Louisiana. Sen. Doc., p. 242.
- " *Agassiz*.....Division of No. Amer. Naiades. In Archiv für Naturg., p. 41.
- " *Bourguignat*.....Testacea Novissima. In Jl. de Conch. and Pamphlet.
- " ".....Voy. autour de la Mer Mort, par Sanley.
- " *Conrad*.....Notes on Shells, and Descriptions. Pro. Acad. Nat. Sci., vol. vi. p. 199.
- " *Drouet*.....Etudes sur les Nayades de la France. 1852-1854.
- " *Dumont et Mortillet*...Hist. Moll. Savoie, &c. 1852-1854.
- " *Dunker*.....Diagn. Moll. novorum. Zeit. für Malak., p. 53.
- " *Gould*.....Moll. of Wilkes' U. S. Expl. Expedition, p. 428-436.
- " *Jay*.....Catalogue of Shells. 4th Ed. Supplement.
- " *Leach*.....Synop. of Moll. of Gr. Brit. Ed. by J. E. Gray, LL. D.
- " *Lea*.....On *Dipsas plicatus*. *Leach*. Pro. Acad. Nat. Sci., vol. vi. p. 52.
- " ".....Desc. N. Species, Periodicity of Naiades, and Remarks. Pro. Acad. Nat. Sci., vol. vi. p. 54.
- " ".....Definition of the term Species, &c. Pro. Acad. Nat. Sci., vol. vi. p. 57.
- " ".....Desc. of N. Spec. of Unionidæ, &c. Trans. Am. Phil. Soc., Mar. 5, vol. x. p. 253. Pro. Am. Ph. Soc., vol. v. p. 251.
- " ".....Observations on the Genus Unio, &c., vol. v.
- " ".....Synopsis, Family Naiades. 3d Edition.
- " *Lovén*.....Berättelse om Framstegen Moll. Stoekholm.
- " *Mörch*.....Catalogue of Yoldi's Cabinet, p. 43, 1852-1853.
- " *Morelet*.....Test. nova Algirensia, &c. Jr. de Conch., p. 61, 414.
- " *Römer*.....Die Kreid. von Texas. 4to.
- " *Russel*.....Retrospect. Shells of Essex Co., Mass. Jour. Essex Co. Nat. Hist. Soc., p. 113.
1852. *Shumard*.....In Marcy's Explora. of the Red Riv. of Louisiana. Sen. Doc., p. 244.
- " *Troschel*.....Die Familie der Najaden. Arch. für Nat., v. ii. p. 258.
- " *Yoldi*. See *Mörch*....
1853. *Anthony*.....Lists of Ohio Shells. Proc. Acad. Nat. Sci., vol. ii.
- " *Barbie*.....Cat. Cote d'Or. Acad. Dijon, 2d Ser., vol. ii.
- " *Baudon*.....Sur l'oviducte de Genr. Unio et Anodonta. Jr. de Conch. p. 353.
- " ".....Observations in Jour. de Conch., p. 278, 279.
- " *Bland*.....Note sur l'erosion des Coq. fluv. Jour. de Conch., p. 306.
- " *Bourguignat*.....Aménités Malacol., vol. i., 1853 to 1857.
- " ".....Desc. des Coq. de Syrie. Jour. de Conch., p. 69.
- " ".....Voy. de la Mer Morte, par Sanley. Liv. 15. Moll.
- " *Conrad*.....Synopsis of Family Naiades. Proc. Acad. Nat. Sci., vol. vi. p. 243.
- " ".....Omissions and corrections of Synopsis. Acad. Nat. Sci. vol. vi. p. 499.
- " *Dupuy*.....Moll. terr. et fluv. du Gers. p. 72.
- " *Forbes & Hanley*.....Brit. Moll. with figures of Unionidæ. 4 vols. 8vo.
- " *Gould*.....A System of Natural History, &c. Boston.
- " *Hanley*.....Hist. Brit. Moll.
- " *Hartman*.....Classified Cat. of Shells of Chester Co., Penna.
- " *Lapham*.....Cat. of the Moll. of Wisconsin. In Trans. Wis. State Agric. Soc., vol. ii. p. 367.
- " *Lea*.....Notice of *Mya nodulosa*, *Wood*. *Castalia sulcata*, *Krauss*, &c. Proc. Acad. Nat. Sci., vol. vi. p. 368, 376, 377.
- " *Moquin-Tandon*.....Relative à l'oviducte chez les Unios et Anodonta. Jour. de Cench., vol. iv. p. 410.
- " *Morelet*.....Cat. des Moll. de l'Algerie. Jour. de Conch., p. 280.
- " *Petit*.....Lcs ennemis des Ancytes, &c. Jl. de Conch., p. 333.
- " *Pfeiffer*.....Notice of *Lea*'s Obs., vols. iv., v. Zeit. für Mal., p. 61.

1853. *Puton*..... Notice sur l'Unio ater *Nils-son*. pp. 4. 8vo.
- " *Rossmässler*..... Malak. Reise Südöstlichen Spanien. Zeits. für Malak. p. 92, 97, 161.
- " "..... Bernerungen über die Europäischen Najaden. Zeits. für Malak., p. 10.
- " "..... Moll. extra Europæ. Zeit. für Mal., p. 33.
- " *Schoelder*..... Book of Nature. Translated from the German. Philad.
- " *Triele*..... Norske Land og Ferskvands Moll. Christina og Bergen.
- " *Troschel*..... Die Familie der Najaden. Arch. für Nat., v. ii. p. 90.
1854. *Carpenter*..... Principles of Comp. Anat. Mollusca. 8vo.
- " *Conrad*..... Desc. N. Spec. and Notes. Pro. Acad. Nat. Sci., vol. vii. p. 32. Jour. Acad. Nat. Sci., vol. ii. p. 295.
- " *D'Orbigny*..... List of Shells of So. America in the Brit. Museum.
- " *Drouet*..... Anod. de l'Aube. Rev. et Mag., p. 268.
- " *Gray*..... Revision of Bivalve Shells. Ann. Nat. Hist., p. 416.
- " *Hanley*.....,..... Conch. Miscellany. 4to.
- " *Lea*..... Rectification of Conrad's Synopsis. Proc. Acad. Nat. Sci., vol. vii. p. 1, 236, and in Pamphlet.
- " *Lewis*..... On *Alas. marginata*. *Say*. Proc. Boston Soc. Nat. Hist., vol. v. p. 121.
- " *Morris*..... Cat. of Brit. Fossils, p. 183, 229.
- " *Pfeiffer*..... Notice of Dupuy's *Nayades* of France, in Mal. Blätt. p. 225.
- " *Noulet*..... Coq. fossiles d'eau douce du Sud Ouest de la France.
- " *Rossmässler*..... Land und Süßwasser Moll.
- " *Schrenck*..... Travels in Amur. 1854-'56.
- " *Smith*..... Notice of Rossmässler's Iconog. in Malak. Blätt., p. 255.
- " *Trask*..... New Sp. of California Moll. Proc. Califor. Acad. Nat. Sci., vol. i. p. 28.
- " *Troschel*..... Die Familie der Najaden. Arch. für Nat., vol. ii. p. 145.
- " *Wailes*..... Moll. of Mississippi. In Geol. Report of Miss., p. 338.
- " Imp. Dictionary. Glasgow.
1855. *Benson*..... Shells of Clusan. Jour. Asiatic Soc. of Bengal.
- " *Bourguignat*..... Desc. New Species. Rev. et Mag., p. 332.
- " *Chickering*..... List of Shells, vicinity of Portland, Maine. 1855 or 1856.
- " *Conrad*..... Desc. Three New Species of Unio. Proc. Acad. Nat. Sci., vol. vii. p. 256.
- " *De Betta*..... Cat. de Moll. Province Venete. Mal. Blätt., p. 191.
- " *Gould*..... New Species Fr. Water and Land Shells. Proc. Boston Soc. Nat. Hist., vol. v. p. 228.
- " *Grateloup & Raulin*... Cat. des Moll. terr. et fluv., viv. et foss. de la France. 8vo.
- " " "..... Geographie Malacologique. Imp. Acad. Sci. et Art. Bordeaux, p. 43.
- " *Hanley*..... Shells of Linnæus. 8vo. London.
- " *Kennicott*..... Cat. of Animals of Cook Co., Ill. Trans. Ill. State Ag. Soc., vol. i. p. 577.
- " *Lacaze Duthiers*..... Hermaphrodisme des Anodontes. Ann. des Sci. Nat. 4^e Ser., t. 4.
- " *McCoy*..... Descr. Palæoz. Fossils. 4to.
- " *Moquin-Tandon*..... Hist. Nat. des Moll. terr. et fluv. de la France. 3 vols. 8vo.
- " *Morelet*..... Test. Novis. Insulæ Cubanae et Am. Cent. Jour. de Conch., 1855-'56.
- " *Pfeiffer*..... Notice of Drouet's *Nayades* of France, in Mal. Blätt., p. 188.
- " *Pictet*..... Traité de Palæont., t. 3, p. 526.
- " *Roth*..... Spicilegium Moll. Orientalium. Mal. Blätt., p. 17.
- " *Trask*..... California Fr. Water Shells. Proc. Cal. Acad. Nat. Sci., vol. i. p. 28.
- " *Troschel*..... Die Familie der Najaden. Arch. für Nat., vol. ii. p. 452.
1856. *Bourguignat*..... Aménités Malac., vols. i. & ii. In Rev. de Zool., 1855 and 1856.
- " *Carpenter, P. P.*..... Moll. of W. Coast of North America, in Report to the Brit. Association for the Advancement of Science, p. 309.

1856. *Carpenter, W. B.*.....On the Microscope. Svo. Proc. Zool. Soc., Lond., p. 218.
- " *Conrad.*.....New Species, and Remarks on *U. viridis*, Raf. Am. Jour. Sci., vol. xxi. p. 172.
- " *Dewey.*.....Naiades of Western New York. In 9th Annual Report of the Regents of the University of N. York.
- " *Drouet.*.....Obs. sur deux Anodontes. Jour. de Conch., p. 123.
- " *Frauenfeld, G.*.....Fauna Dalmaticens. Zool. Bot. Soc., Vienna.
- " *Girard.*.....Catalogue of Recent Shells, &c. Proc. National Institute, Washington, D. C., vol. i. p. 79.
- " *Gould.*.....Desc. of New Spec. Proc. Boston Soc. Nat. Hist., vol. vi. p. 15.
- " *Gould & Carpenter.*...California Shells. Pro. Zool. Soc., London, p. 202.
- " *Hanley.*.....Descriptive Catalogue of Recent Bivalves.
- " ".....Wood's Index Testaceologicus. Revised Edit. London. p. 199 *et seq.*
- " *Lacaze-Duthiers.*.....Dévelop. des Branchies. Ann. des Sci. Nat., vol. v. p. 5.
- " *Lea.*.....Plagiodon. New Spec. Triquetra. New Exotic Unions. Proc. Acad. Nat. Sci., vol. viii. p. 79, 92, 103, 215, 300.
- " ".....Byssus of *Unio*. Proc. Acad. Nat. Sci., vol. viii. p. 213.
- " ".....Extracts from Proc. Acad. Nat. Sci. on *Unio*, &c. Pamphlet.
- " ".....New Uniones from Georgia. Proc. Acad. Nat. Sci., vol. viii. p. 262.
- " ".....In Jour. de Conch., Paris, vol. i. Translated from Proc. Acad. Nat. Sci.
- " *Lewis.*.....On Shells of N. York. Proc. Boston Soc. Nat. Hist., vol. v. p. 296.
- " ".....Shells in Herkimer and Otsego Counties. Pro. Bost. Soc. Nat. Hist., v. vi. p. 1.
- " ".....Mollusca in Little Lakes, N. Y. Proc. Acad. Nat. Sci., vol. viii. p. 259.
- " *Liesville.*.....Cat. des Moll. environs d'Alençon.
1856. *Nordenskiöld & Nylander.*.....Finlands Mollusker. Helsingfors.
- " *Parreys.*.....Frauenfeld in Zool. et Bot. Vereins. Vienna.
- " *Phillips.*.....Manual of Geology. London.
- " *Schmidt.*.....Sur der Najaden. Wiener. Akad. der Wessens. Vienna, vol. xix.
- " *Shumard.*.....Cat. of Naiades of Jefferson Co., Ky. In Naturalist's Jour. of Agriculture, &c., vol. i. No. 3.
- " *Troschel.*.....Die Familie der Najaden. Arch. für Nat., vol. ii. p. 90.
- " *Tufts.*.....List of Shells collected near Swampscott, Lynn, &c., Mass. Proc. Essex Co. Inst., vol. i. p. 28.
- " *Vanderhoeven.*.....Handbook of Zool. Transl. by Dr. Clark.
1857. *Carpenter, P. P.*.....Cat. of Mazatlan Shells in Brit. Museum, p. 117.
- " *Castelnau.*.....Expéd. de l'Amér. du Sud. 6 vols. 4to. Paris.
- " *Conrad.*.....Desc. Two New Genera of Shells. Proc. Acad. Nat. Sci., p. 165.
- " *Drouet.*.....Nayades de la France, Part II. (*Unio*.)
- " *Fischer, P.*.....Byssus dans le Genre *Unio*, par M. Lea. Jr. de Conch., p. 200.
- " ".....Observations sur les Organes visuels de Nayades, par M. Lea. Jour. de Conch., p. 203.
- " ".....Sur les Nayades de la France. Par H. Drouet. Part II. Jour. de Conch., p. 195.
- " *Gray.*.....Guide to Mollusca. London.
- " *Haldeman.*.....Icon. Encycl. Transl. from the German by Prof. S. F. Baird.
- " *Hupé.*.....Anim. nouve et rare, in Castelnau's Exp. in So. Am. Paris.
- " *Lea.*.....Visual Organs of *Unio*. Descrip. of N. Species. Notes and Remarks, &c. Proc. Acad. Nat. Sci., p. 17, 31, 83 to 86, 101, 102, 104, 169 to 172, 203, 205.
- " ".....Deser. Exotic Genera and Species. Jour. Acad. Nat. Sci., vol. iii. p. 289.

1857. *Lea*.....Extracts from Pro. Acad. Nat. Sci., New Sp. Unio, &c. Pamph.
- “ “Observations on the Genus Unio, &c., vol. vi. pt. 1.
- “ *Leidy*.....On Parasites in Anodonta. Pro. Acad. Nat. Sci., vol. ix. p. 18.
- “ *Lewis*.....Erosion of Uniones. Proc. Boston Soc. Nat. Hist., vol. vi. p. 149.
- “ *Menke*.....Notice of Hist. Nat. des Moll., par Moquin-Tandon. Mal. Blätt.
- “ *Petit*.....Desc. du Plagiodon, par M. Lea. Jour. de Conch., p. 207.
- “ *Pfeiffer*.....Notice of Amer. Mal., par Bourguignat. Mal. Blätt.
- “ *Rossmässler*.....Notice of Etudes sur les Nuyades de la France, par Drouet. Mal. Blätt., vol. iv. p. 225.
- “ *Schmidt, A.*.....Beitrage zur Malac. Berlin.
- “ *Sowerby*.....Illustrated Index of British Shells.
- “ *Troschel*.....Die Familie der Najaden. Arch. für Nat., vol. ii. p. 111.
- “ *Weinland*.....Erosion of Uniones. Proc. Boston Soc. Nat. Hist., vol. vi. p. 57, 258.
1858. *Adams, H. & A.*.....Genera of Recent Moll. London. 8vo.
- “ *Bell*.....Cat. of Animals, Plants, &c. In Geol. Survey of Canada. Report of Progress for 1858, p. 255.
- “ *Dunker*.....Einige Neue Species der Najaden. Mal. Blätt., p. 225.
- “ *D'Urban*.....Catalogue of Animals and Plants. In Geological Survey of Canada. 1858. p. 242.
- “ *Gassies*.....Des Progrès de la Malac. eu France, p. 13.
- “ *Gray*.....On a New Genus of Mytilidæ, &c. Proc. Zool. Soc., p. 90.
- “ *Higgins*.....Cat. of Shell-bearing Moll. in vicinity of Columbus, Ohio. Sept. 1858.
- “ *Lea*.....Remarks on Unionidæ of Nebraska, Red Riv. of the North, &c. Pro. Acad. Nat. Sci., vol. x. p. 13.
1858. *Lea*.....Anatomy, Geographical Distribution, New Species, Amer. and Exotic. Notes and Remarks. Pro. Acad. Nat. Sci., p. 40, 114, 118, 135, 139, 165, 179, 191.
- “ “Embryonic Forms, New Sp. of Unionidæ, &c. Jour. Acad. Nat. Sci., vol. iv. p. 43, 51.
- “ “Observations on the Genus Unio, &c., vol. vi. pt. 2.
- “ “Extracts from Pro. Acad. Nat. Sci. 8vo. Pamphlet.
- “ “Embryonic Unionidæ. 4to. Pamphlet.
- “ *Morieand*.....New Naiades from Brazil. Rev. et Mag. de Zool., p. 453, 454.
- “ *Say*.....Complete Concholog. Writings of Thos. Say. Reprint by W. G. Binney.
- “ *Troschel*.....Das Geb. der Schnecken. Berlin.
- “ “Die Familie der Najaden, Arch. für Nat., vol. ii. p. 481.
- “ *True*.....Shells gathered about Salem, Mass. In Proc. Essex Institute, vol. ii. p. 187, 193.
- “ ———.....Art. Mollusca. Encycl. Britannica, 8th Edition.
1859. *Agassiz*.....Notes on a Reversed Unio. Proc. Boston Soc. Nat. Hist., vol. vii. p. 166.
- “ *Bell*.....Notes on Nat. Hist. of the Gulf of St. Lawrence, and Canada Nat., vol. iv. p. 219.
- “ *Cooper*.....Report on Mollusca. Survey of Minnesota, Nebraska, &c., p. 381. Also in Part II. of vol. xii. Pacific R. R. Survey.
- “ *Drouet*.....Moll. terr. et fluv. de la Guyane-Française. Mém. de la Soc. Acad. de l'Aube.
- “ *Feuchtwanger*.....Popular Treatise on Gems, Pearls, &c. New York.
- “ *Gassies*.....Cat. Rais. des Moll. de la Gironde. 8vo. p. 64, 66.
- “ *Gerstfeldt*.....Über Land- und Süßwasser Moll. Sibiren. Mém. des Sav. étranger, vol. ix. St. Petersburg.
- “ *Goodrich, S. G.*.....Illustrated Nat. Hist., vol. ii. p. 487.
- “ *Hessling*.....Die perl muscheln. Leipzig.

1859. *Hodge*..... Art. Conchology, in Appleton's New Amer. Encycl. New York.
- " *Lea*..... Exotic Unionidæ, Notes, &c. Proc. Acad. Nat. Sci., p. 109, 112, 150, 155, 170, 187, 280, 281, 329, 331.
- " "..... New Unionidæ of U. States. Jour. Acad. Nat. Sci., vol. iv. p. 191.
- " "..... Branchiæ of U. Kleinianus, &c. Proc. Acad. Nat. Sci., vol. ix. p. 177.
- " "..... Desc. of Exotic Unionidæ. Jour. Acad. Nat. Sci., vol. iv. p. 235.
- " "..... Observations on the Genus Unio, &c., vol. vii.
- " "..... Embryonic Shells in the four Branchiæ. Proc. Acad. Nat. Sci., p. 329.
- " "..... In "Explorations in Nebraska," vol. ii. p. 724.
- " "..... Desc. of New Unionidæ, &c. Proc. Acad. Nat. Sci. Pamphlet.
- " *Leukart*..... Voy. Iles Baléares. Paris.
- " *Martens*..... Land- und Süßw. Moll. in Mozambique. Mal. Blätt., p. 218.
- " *Mousson*..... Coquilles terr. et fluv. dans l'Orient, p. 56.
- " *Schlaefli*..... Coq. terr. et fluv. dans l'Orient.
- " *Stabile*..... Prosp. Moll. terr. et fluv. di Lugano, p. 47.
- " *Troschel*..... Die Familie der Najaden. Arch. für Nat., vol. ii. p. 256.
- " *Tufts*..... Catalogue of Massachusetts State Cabinet. Appendix, p. 86.
- " *Whittemore*..... Shells of Schuyler's Lake, N. Y. Proc. Boston Soc. Nat. History, vol. vii. p. 151.
- " *Woodward*..... Speke's Journey in Africa. Blackwood's Magazine. Nov.
- " "..... Fr. Water Shells in Africa. Zool. Proc. Soc., p. 348.
1860. *Bernardi*..... Desc. d'Espèces nouvelles. Jour. de Conch., 2d Ser., vol. iv. p. 331.
- " *Cooper, Wm.*..... Moll. collected in U. S. Coast Survey.
- " *Dunker*..... Pfeiffer's Novitates Conchologica, liv. 13, 14.
1860. *Hislop*..... Ter. Deposit in E. Ind. Jour. Geol. Soc., vol. xvi. p. 174.
- " *Jackson*..... Catalogue of Shells of the Alleghanies in "The Mountain." 12mo., p. 154.
- " *Lapham*..... List of Shells of Wisconsin. Proc. Acad. Nat. Sci., May, p. 154.
- " *Lea*..... Remarks on number of Am. and Eur. Species. On Abnormal Teeth in Unionidæ. New Sp. from Brazil, Uruguay, Mexico, Alabama, &c. New form of Palpi. Proc. Acad. Nat. Sci., vol. xii. p. 3, 51, 85, 89, 90, 92, 97, 305, 308, 415.
- " "..... New Unionidæ of United States and Mexico. Jour. Acad. Nat. Sci., vol. iv. p. 327.
- " "..... New Species Heterostrophe Unionidæ, &c. Extracts from Proc. Acad. Nat. Sci. Pamphlet.
- " "..... Observations on the Genus Unio, vol. viii. pt. 1.
- " "..... Check List. Smithsonian Institution.
- " *Lewis*..... Colors of Unionidæ. Proc. Boston Soc. Nat. Hist., vol. vii. p. 245; also in Proc. Acad. Nat. Sci., vol. xii. p. 88.
- " "..... Cat. of Moll. in vicinity of Mohawk, N. Y. Proc. Acad. Nat. Sci., vol. xii. p. 17.
- " *Martens*..... Moll. of Siam. Proc. Zool. Soc., p. 6.
- " "..... Die Japa. Binnen im Leiden Mus. Malak. Blätt., p. 54.
- " *Möreh*..... Beiträge zur Moll. Cent. Amer. Mal. Blätt., p. 170.
- " *Troschel*..... Die Familie der Najaden. Arch. für Nat., vol. ii. p. 315.
1861. *Agassiz*..... On the rate of increase of Unio. Proc. Boston Soc. Nat. Hist., vol. viii. p. 100.
- " *Anonymous*..... Notice of Lea's Obs. on Unio, &c., vol. vii. in Am. Jour. Sci., vol. xxxv. p. 143.
- " *Ball*..... Fresh Water Shells in Post. Ter. Dep. in Canada. Canada Nat. Geol., vol. vi. p. 42.

1831. *Brown, A. D.*.....Catalogue of Shells.
 " *Carpenter.*.....Lectures in Smithsonian
 Annual Rep., 1860, p. 117.
 " *Dunker.*.....In Malako. Blätter., vols.
 vii. viii.
 " *Gabb.*.....List of Moll. neighborhood
 of Philadelphia. Proc.
 Acad. Nat. Sci., p. 310.
 " *Lea.*.....New Species Unionidæ, Re-
 cent and Fossil. Proc.
 Acad. Nat. Sci., p. 21, 56,
 59, 124, 148, 391.
 " ".....New Unionidæ of U. S. and
 Arctic Am. Jour. Acad.
 Nat. Sci., vol. v. p. 53.
 " ".....Observations on the Genus
 Unio, &c., vol. viii. pt. 2.
 " *Meek & Hayden.*.....Descr. of Fossils in Nebras-
 ka. Proc. Acad. Nat. Sci.,
 vol. xiii.
 " *Miles.*.....Geol. Survey of Michigan,
 p. 240.
 " *Mousson.*.....Coq. terr. et fluv. en Pales-
 tine, p. 64.
 " *Ogérien.*.....Desc. Nouv. Esp. Anodonta,
 Rev. et Mag., p. 115.
 " *Petit.*.....Sur le nombre des Unionidæ
 de l'Amérique. Jour. de
 Conch., p. 149.
 " *Sandberger.*.....Conch. des Mainzer Tert.,
 p. 339.
 " *Troschel.*.....Die Familie der Najaden.
 Arch. für Nat., vol. ii. p.
 159.
 " *Tryon.*.....List of American writers on
 Recent Conchology.
 1862. *Anonymous.*.....Notice of Lea's Obs. on
 Unio, &c., vol. viii. in
 Am. Jour. Sci., xxxiv. p.
 451.
 " *Aucapitaine.*.....Moll. dans la Haute Kabylie.
 Rev. et Mag. for
 April.
 " *Benson.*.....Desc. Indian and Burmese
 Uniones. An. and Mag.
 Nat. Hist., Sept.
 " *Bourguignat.*.....Mala. du lac de Quatre Can-
 tons. Rev. et Mag., p. 465.
 " *Chenu.*.....Man. de Conch., vol. ii. p.
 136.
 " *Crosse.*.....Remarks on An. Gougetana.
 Jour. de Conch., p. 203.
 " *Debeaux.*.....Moll. du Nord. de la Chiuc.
 Rev. et Mag., p. 214.
 " *Dunker.*.....Süsswasser Moll. auf Neu-
 seeland. Malak. Blätter.
 " *Gould.*.....Otia Conchologia, 1839 to
 1862. Boston, 8vo. pp. 256.
 1862. *Hodge.*.....Art. Mollusca, New York.
 New Amer. Enycl.
 " *Jeffries.*.....British Conchology, vol. ii.
 " *Lea.*.....New Unionidæ, &c. Proc.
 Acad. Nat. Sci., p. 160,
 168, 176.
 " ".....New Unionidæ, Soft Parts
 and Embryonic Forms.
 Jour. Acad. Nat. Sci., vol.
 v. p. 187.
 " ".....Observations on the Genus
 Unio, &c., vol. ix.
 " ".....Extracts from Proc. Acad.
 Nat. Sci. New Unionidæ,
 Remarks, &c. Pamphlets
 (2).
 " *Mörch.*.....On Link's Genera of Shells.
 Proc. Zool. Soc., p. 226.
 " *Morelet.*.....Diag. Test. Indo-Sinarum,
 Rev. et Mag. Zool., p.
 480.
 " *Troschel.*.....Die Familie der Najaden.
 Arch. für Nat., vol. ii. p.
 224.
 1863. *Adams & Angus.*.....New Species Australian Fr.
 Water Shells. Proc. Zool.
 Soc., p. 415.
 " *Agassiz.*.....Method of Study of Natural
 History, p. 118.
 " *Baudon.*.....Nouv. Cat. Moll. Dépt. de
 l'Oise. Jour. de Conch.
 " *Binney.*.....Bibliograph of N. American
 Conchology. Smithsonian
 Miss. Coll.
 " *Bourguignat.*.....Malac. du Quatre-Cantons,
 2d Ser. Rev. et Mag. Zool.
 p. 5.
 " *Crosse.*.....Remarks on Lea's "Mé-
 moires." Jour. de Conch.
 p. 310.
 " *Crosse & Debeaux.*.....Note sur quelques Espèces
 Chinoises. Jour. de Conch.,
 p. 253.
 " *Dana.*.....Manual of Geol., p. 446, 464,
 517.
 " *Dubreuil.*.....Cat. des Moll. de l'Hérault.
 Rev. et Mag.
 " *Editor.*.....Remarks on the Number of
 Lea's Unionidæ. Jour. de
 Conch.
 " *Gassios.*.....Cat. des Moll. terr. et fluv.
 de Lot et Garonne.
 " *H—.*.....Notice of Lea's Observ. on
 Unio, &c., vol. ix. In Am.
 Jour. Sci., vol. xxxvi. p.
 139.
 " *Jelski.*.....Sur la faune Mala. de Kieff.
 Jour. de Conch., p. 129.

1863. *Lea*.....New Species, Soft Parts, and Embryonic Forms of Unionidæ. Proc. Acad. Nat. Sci., p. 112, 156, 189, 190. Jour. Acad. Nat. Sci. vol. v. p. 377, 401.
- “ “Observations on the Genus Unio, &c., vol. x.
- “ *Reere*.....Land and Fresh Water Moll. of Brit. Isles, p. 211.
- “ *Tristram*.....Moll. from Cent. America. Proc. Zool. Soc., p. 35.
- “ *Troschel*.....Die Familie der Najaden. Arch. für Nat., vol. ii. p. 678.
1864. *Adams & Angus*.....New Species from Australia. Proc. Zool. Soc., p. 35.
- “ *Binney*.....Bib. N. American Conchology. Foreign Authors. Smithsonian Misc. Coll.
- “ *Bourguignat*.....Mal. d' Aix les Bains, p. 73-78.
- “ “Mala. de l'Algérie, vol. ii. p. 283.
- “ *Dohrn*.....List of Shells from Cent. Africa. Proc. Zool. Soc., p. 116.
- “ *Editor*.....Notice of Lea's Observ. on Unio, &c., vol. x. In Am. Jour. Sci., vol. xxxvii. p. 436.
- “ *Gabb*.....Palæontology. Geol. Surv. of California, vol. i. p. 182.
- “ *Günther*.....Zool. Lit. in Zool. Record, vol. i. p. 201, 244.
- “ *Hanley*.....Conch. Misc. 2d Photographic Series. 3 vols.
- “ *Lea*.....New Species American and Exotic Unionidæ. Proc. Acad. Nat. Sci., p. 92, 108, 113, 145, 276, 285. Jr. Acad. Nat. Sci., vol. vi. p. 5, 113.
- “ “Observations on the Genus Unio, &c., vol. xi.
- “ *Mörch*.....Synop. Moll. terr. et fluv. Daniæ Naturhis. Also in Mal. Blätt., p. S. 16.
- “ *Morelet*.....Desc. de Coquil. inéd. Jour. de Conch., p. 155, 286.
- “ *Troschel*.....Bericht über Moll. Archiv für Naturg., p. 255, 301.
1865. *Adams, II*.....Shells from Formosa. Proc. Zool. Soc., p. 196.
- “ *Anthony*.....Desc. New Species, American and Foreign. Am. Jour. Conch., vol. i. p. 155, 205, 351.
1865. *Bielz*.....Moll. et Conch. Sam., p. 35.
- “ *Bourguignat*.....Moll. Nouv. Rev. et Mag. de Zool., p. 337.
- “ *Cailliaud*.....Cat. de Rad. Anné. Cirrhip. et des Moll. 8vo.
- “ *Currier*.....Cat. of Moll. of Grand Rapids, Michigan. Am. Jour. Conch., vol. i. p. 292.
- “ *Günther*.....Zool. Lit. in Zool. Record, vol. ii. p. 293.
- “ *Gysser*.....Verg. Zusam. der Moll. Deutschlands. Mal. Blätt. p. 78.
- “ *Hidalgo*.....Diag. Castaliæ Novæ. Jour. de Conch., p. 316, 429.
- “ *Jeffreys*.....British Conchology, vol. v.
- “ *Lamprey*.....Notes on Geol. of the Great Plains. Jour. of the N. China branch of the Royal Asiatic Soc. Shanghai, p. 16.
- “ *Lea*.....New Species American and Exotic Unionidæ. Proc. Acad. Nat. Sci., p. 53, 75, 76, 88.
- “ *Martens*.....Bourguignat, Mala. du lac des Quatre Cantons. Mal. Blätt., p. S. 41.
- “ “Mexikanis. Binnen-Conch. im Berliner Mus. Mal. Blätt., p. 1.
- “ “Mörch Synop. Moll. terr. et fluv. Daniæ. Mal. Blätt. p. 8, 16.
- “ *Mörch*.....Ueber Pinna fluviatilis *Sander*. Mal. Blätt., p. 110.
- “ *Morelet*.....Rectif. et Addit. a la Fauna Malac. de l'Indo-Chine. Jour. de Conch., p. 19.
- “ *Petit*.....Sur le genre Monocondylæa. Jour. de Conch., p. 15, 225.
- “ *Pfeiffer*.....Notice of Pro. Acad. Nat. Sci. Mal. Blätt., p. 58.
- “ *Rafinesque*.....Complete writings. Edited by Tryon & Binney.
- “ *Tristram*.....Report on the Moll. of Palestine. Proc. Zool. Soc., p. 530.
- “ *Troschel*.....Bericht üb. Moll. Archiv für Naturg., p. 223.
- “ *Tryon*.....Reviews in Amer. Jour. Conch., vol. i. p. 269, 278, 373.
- “ *Westerlund*.....Malak. Kalmar län, &c., Öfersigt af Kongl. Vet. Ac. For., p. 537.

1866. *Adams, H.*.....Various papers on Shells. Proc. Zool. Soc., p. 319, 375, 440, 445.
- “ *Anthony.*.....Desc. New Amer Fr. Water Shells. Am. Jour. Conch., vol. ii. p. 144.
- “ *Blanford.*.....Contrib. to Indian Malacology. Jour. Asiatic Soc., Part ii. p. 134.
- “ *Bourguignat.*.....Moll. Nouv. Rev. et Mag., p. 6.
- “ *Brusina.*.....Fauna Moll. Dalmatiana. Vienna.
- “ *Conrad.*.....Descr. Fr. Water Shells. Am. Jour. Conch., vol. ii. p. 107, 278.
- “ *Drouet.*.....Moll. terr. et fluv. de la Côte d'Or. Mém. Acad. Dijon.
- “ *Günther.*.....Zool. Lit. in Zool. Record, vol. iii. p. 166, 211.
- “ *Guppy.*.....Mollusca of Trinidad. An. and Mag., vol. xiv. p. 243.
- “ *Kirtland.*.....On gradual extinction of Western Uniones. Proc. Acad. Nat. Sci.
- “ *Kutschig.*.....Fauna Dalmati., p. 131.
- “ *Lamprey.*.....Notes on Geol. of China. Jour. of N. China Branch of Roy. Asiatic Soc., Shanghai.
- “ *Lea.*.....New Species Unionidæ of the U. S. Jour. Acad. Nat. Sci., vol. vi. Proc. Acad. Nat. Sci., p. 33, 107, 133.
- “ “.....New Unionidæ, &c. Extracts from Proc. Acad. Nat. Sci. Pamphlet.
- “ *Leidig.*.....In Moll. der Main. Frankfurt.
- “ *Mabile et Le Mesle.*.....Obs. la Malac. Cochîn-Chine. Jour. de Conch., p. 117.
- “ *Martens.*.....Unio Abyssinicus. Malak. Blätter, p. 102.
- “ “.....Uebersicht der Land- und Süßwasser Moll. des Nil-Gebietes. Mal. Blätt., p. 1, 110.
- “ *Morelet.*.....Coq. Nouv. de l'Indo-Chine. Rev. et Mag., p. 165.
- “ “.....Espèces de l'Indo-Chine. Jour. de Conch., p. 62.
- “ *Reeve.*.....Unionidæ. Conch. Iconog., pts. 258, 259.
- “ *Rigacci.*.....Cat. della Conch. Rome. p. 9.
- “ *Tate.*.....Land and Fr. Water Moll. of Gr. Britain. 12mo.
- “ *Troschel.*.....Bericht üb. Moll. Archiv für Naturg., p. 272.
1866. *Tryon.*.....Reviews. In Am. Jour. Conch., vol. ii. p. 161, 380, 381.
1867. *Baird & Adams.*.....Notes on Chenu's Shells. Proc. Zool. Soc., p. 489.
- “ *Brot.*.....Nayades habit. le Bassin du Léman. Genève. p. 55.
- “ *Conrad.*.....Obs. on Pleiodon. Am. Jr. Conch., vol. iii. p. 4.
- “ *Cooper, Dr.*.....Cat. of Moll. Survey of California.
- “ “.....Geog. Cat. of the Moll. West of the Rocky Mountains.
- “ *Currier.*.....Desc. of New Species of Fr. Water Shells of Michigan. Am. Jour. Conch., vol. iii. p. 112.
- “ *Forel.*.....Beiträge zur Entw. der Najaden. Würzburg.
- “ *Frauenfeld.*.....Novaria Exp. Exp. Vienna. p. 28.
- “ “.....Fauna Dalmatiens. Naturw. Abhand. Zool. Bot. Verein. Wien.
- “ *Günther.*.....Unionidæ. Zool. Record, p. 510, 595.
- “ *Hincks.*.....Moll. Animals. Canadian Jl. Ind. Sci. and Arts.
- “ *Krauss.*.....Reise der Oster. Fregatte Novara, p. 2, f. 28.
- “ *Lea.*.....New Species of Unionidæ, &c. Jour. Acad. Nat. Sci., vol. vi. Proc. Acad. Nat. Sci., p. 74, 81.
- “ “.....Index to vols. i. to xi. of Observ. on the Genus Unio, &c. 4to. pp. 63.
- “ *Martens.*.....Die Süßw. Moll. Japans. Archiv für Naturg. 1868. p. 125.
- “ “.....Najaden des Indischen Archiv. Mal. Blätt., p. 10.
- “ “.....Muscheln des Oberon Nilgebietes. Mal. Blätt., p. 17.
- “ *Moitessier.*.....Mala. de l'Hérault. Rev. et Mag., p. 443.
- “ *Paladilhe.*.....Nouv. Mis. Mala. Rev. et Mag., p. 38.
- “ *Reeve.*.....Unionidæ. Conch. Icon., pt. 262, 263, 264, 265, 266, 267.
- “ *Schrenck.*.....Reisen und Forschungen im Amur Lande, and in Archiv für Nat. 1868. p. 120.
- “ *Troschel.*.....Bericht über Moll. Archiv für Naturg., p. 82.
- “ *Tryon.*.....Notes and Reviews. Am. Jour. Conch., vol. iii. p. 84, 85, 92, 201, 246.

1867. ——— Notice of Lea's Observ. on Unio, &c., vol. xi. In Am. Jour. Sci., vol. xliii. p. 411.
1868. *Conrad*. Desc. New Genus and Species. Am. Jour. Conch., vol. iv. p. 249, 280.
- “ *Crosse*. On Mr. Lea's Obs. on Unio, vol. xi., and on pamphlet cont. various papers. Jl. de Conch., p. 303.
- “ “ On Mr. Lea's Rectification of Mr. Conrad's Synopsis. Jour. de Conch., p. 373.
- “ *Currier*. List of Shell-bearing Moll. of Michigan.
- “ *Editor*. Notice of Index to Lea's "Observations," vol. i. to xi. in Am. Jour. Sci., vol. xlv. p. 129.
- “ *Gentiluomo*. Cat. die Moll. terr et fluv. della Toscana. Bull. Mala. Ital. Pisa, v. i.
- “ *Günther*. Remarks on Morelet's work on African Land and Fr. Water Moll. Also Unionidæ, 502. Zool. Record, p. 438.
- “ *Higgins*. Desc. of New Shells. Proc. Zool. Soc., p. 178.
- “ *Hincks*. Moll. Animals. Canadian Journ., vol. ii. p. 392.
- “ *Lea*. New Species, American Exotic and Cretaceous Unionidæ. Notes and Remarks in Proc. Acad. Nat. Sci., p. 94, 143, 145, 150, 160, 161, 162.
- “ “ New Uniones of the U. S., &c. Jour. Acad. Nat. Sci. vol. vi. p. 249, 303.
- “ “ Observations on the Genus Unio, &c., vol. xii.
- “ “ Extracts from Proc. Acad. Nat. Sci. New Unionidæ, &c. Pamphlet.
- “ *Lewis*. Remarks on Moll. of the Valley of the Mohawk. Am. Jour. Conch., vol. iv. p. 241.
- “ *Martens*. Ueber Südbrasilische Land- und Süßwas. Moll. Mal. Blätt., p. 193-202.
- “ *Mörch*. Land and Fr. Water Moll. of Greenland. Amer. Jour. Conch., vol. iv. p. 25.
- “ “ Land and Fr. Water Moll. of Iceland. Am. Jl. Conch., v. iv. p. 45.
1868. *Noulet*. Mém. sur Coq. foss. de terr. d'eau douce. 2d Ed. Notice in Jl. de Conch., p. 286.
- “ *Sowerby*. Unionidæ in Reeve's Conch. Icon., pts. 263, 269, 270, 271, 274, 275, 276, 277.
- “ *Troschel*. Najades. Archiv für Naturg., p. 111, 153.
- “ *Tryon*. Notes and Reviews. Am. Jour. Conch., vol. iv. p. 38, 47, 50, 87, 150, 161, 164, 252, 263, 283.
- “ *Woodward*. Manual of Moll., 2d edition. Appendix by Tate. Lond.
- “ *Wyman*. Fresh Water Shell Heaps of Florida. Am. Naturalist, vol. ii. p. 393.
1869. *Aldrich*. In 22d Annual Report of Regents of the University of the State of New York, p. 17.
- “ *Conrad*. Notes on Recent Moll. Am. Jl. Conch., vol. v. p. 104.
- “ *Cooper, Dr.* Fauna of the Up. Missouri. Am. Nat., vol. iii. p. 297.
- “ “ Fresh Water Moll. of the Missouri River. Am. Nat. vol. iii. p. 417.
- “ *Haldeman*. On Nomenclature. Am. Naturalist, vol. iii. p. 159.
- “ *Hayden*. Geol. of Tert. Form. of Dakota and Nebraska. Jour. Acad. Nat. Sci., vol. vii.
- “ “ Notes on Geol. of Wyoming and Colorado Ter. Proc. Am. Phil. Soc., vol. xi. p. 41, 44, 55.
- “ “ Report on Geol. of Colorado and New Mexico.
- “ *Lea*. New Species, Fresh Water Shells. Proc. Acad. Nat. Sci., p. 124. Jour. Acad. Nat. Sci., vol. vi.
- “ “ Index to vol. xii. Observations, and Supplementary Index to vols. i. to xii.
- “ “ Are Unios sensitive to light? Am. Jour. Sci., vol. xlvii. p. 430.
- “ *Lewis*. Cat. of Shells of the Coosa River. Am. Jour. Conch., vol. v. p. 166.
- “ *Letourneux*. Cat. des Moll. de la Vendée. Rev. et Mag., p. 51.
- “ *Malzine*. Essai sur la Faune Malac. de Belgique, &c. Brussels. 8vo.

1869. *Morelet*.....Observ. Critique, &c. Jl. de Conch., p. 405.
- " *Morse*.....Salt and Fresh Water Clams. Am. Naturalist, vol. iii. p. 26.
- " *Mousson*.....Unionidæ from Magdalena, S. Amer. Mal. Blätt., p. 185.
- " *Perkins*.....Moll. of New Haven. Proc. Boston Soc. Nat. Hist., vol. xiii. p. 154.
- " *Pfeiffer*.....Novit. Conch. Plates, Part 85. Cassel.
- " *Philippi*.....Unionidæ from Chili. In Malak. Blätter, vol. xvi. and Novitates Conch., pl. 103, 105.
- " *Sowerby*.....Monographs of Hyria and Castalia. Conch. Iconica, pts. 278, 279.
- " *Spinelli*.....Cat. dei Moll. in Venezia.
- " *Stearns*.....Rambles in Florida. Am. Naturalist, vol. iii. p. 402.
- " *Tate*.....On Land and Fresh Water Shells of Nicaragua. Am. Jour. Conch., vol. v. p. 151.
- " *Troschel*.....Bericht über Moll. Archiv für Naturg., p. 58.
- " *Tryon*.....Reviews. In Am. Jour. Conch., vol. v. p. 54, 55, 112, 160, 184, 186, 190, 222, 225.
- " *White*.....Are Unios sensitive to light? Am. Jour. Sci., vol. xlvii. p. 280.
- " ".....Uniones found in Kjøkken mæddings in Iowa. Am. Nat., vol. iii. p. 54.
1870. *Carlton*.....Shells of California, &c. Proc. Cal. Acad. Nat. Sci. vol. iv. p. 50, 57.
1870. *Crosse*.....Varieties. Review of Conch. Icon. of Reeve, and The-saurus of Sowerby, Jl. de Conch., p. 253.
- " *Dall*.....Revision of Class of Moll. of Mass. Proc. Bost. Soc. Nat. Hist., p. 240.
- " *Gould*.....Invertebrata of Massachu- setts. New edition by W. G. Binney.
- " *Sharswood*.....Unios sensitive to light. Am. Jl. Sci., vol. xlix., p. 422.

REFERENCES WITHOUT DATES.

- Brown, T.*.....Art. Conchology. Encyclop. Britannica, 6th Edit., vol. vi.
- ".....Art. Conchology. Encycl. Edinensis, vol. ii.
- ".....Art. Conchology. Popular Encyclopedia, vol. ii.
- Chenu*.....Illustrations Conchyliolo- giques, &c. Paris. 3 vols. with plates.
- Hildreth*.....Catalogue of Shells found near Marietta, Ohio.
- Hubbard*.....Catalogue of Shells of Ohio. Elyria, Ohio.
- Lewis*.....Suggestions to Collectors. Pamphlet.
- Miles*.....Cat. of Mollusks of Michi- gan.
- Mühlfeld*.....MSS. Catalogue.
- Parreyss*.....Conchylien, &c. Fide Phi- lippi.
- Shaffer*.....List of Shells, vicinity of Cincinnati, Ohio.
- Solander*.....MSS. in Brit. Museum.
- Spitzi*.....Fide Rossmässler's Icono- graphie.
- Zeigler*.....MSS.



APPENDIX.

SINCE the printing of these Tables was commenced, about a year since, the following matter came under my notice, and I have deemed it important enough to put it in this form.

In the *Journal of the North-China Branch of the Royal Asiatic Society* for December, 1865, which came too late into my hands for notice in its proper place, I find a very interesting article entitled Notes on the "Geology of the Great Plain," by Dr. Lamprey, Surgeon H. M.'s 67th Reg't. In the careful examination of the district of Shanghai he gives the product of an artesian well, 252 feet deep. Between 45 and 60 from the surface "fragments of shells" were found, and plants and bark of a tree at 180 feet. In an earth pit, "land shells and stems of plants" were also found. "Two feet from the surface there were fossil shells of *Paludina*," &c. p. 11. Further on, p. 14, he says that "remains of shells belonging to *Paludina*, *Planorbis*, *Unio*, *Anodonta*, and *Cyrena* are scattered over the surface of the soil both in Kiang-see and Pe-chi-li, and buried in it at various depths. They are also found "still in a living state." Among the bivalves found he says "I have met with a form (figs. 20 and 21) which appears to be a marine species; it is found in a fossil state in the low swampy ground at the south side of Tien-tsin city," &c. This very remarkable shell is unquestionably *Triquetra contorta*, Lea: see *Obs. on Unio*, vol. vi. p. 39, pl. 33, f. 33, specimens of which I obtained and described in 1857 in the *Journal of the Academy of Natural Science* as coming from the fresh waters of Northern China, some of my specimens coming from Shanghai. Dr. Lamprey figures two other species of *Unionidæ* without specific names. "Anodonta, fig. 14," is *Dipsas discoideus*, Lea. *Obs.*, vol. i. p. 187. "Unio, fig. 15," is *Unio Wrightii*, Lea. *Obs.*, vol. xii. p. 43. He mentions other specimens, one of which he says is an *Anodonta* of "10 by 6½ inches." This is evidently *Dipsas plicatus*, Leach. A "Unio 8 inches by 5¼" is unknown among Chinese collections, and is probably a more perfect specimen of *D. plicatus*.

A very valuable paper, "Ueber südbrasilische Land- und Süßwasser Mollusken," by Dr. Ed. von Martens, in *Malakoz. Blätt.* 1858, was not in my possession in time to place his name after the species cited which he there notices. There are twenty-nine species of *Unionidæ* which had been described by Lamarck, D'Orbigny, Spix, Küster, Hupé, and myself, many of which he considers to be synonyms.

Another valuable memoir came too late to be inserted in the systematic tables: "Beiträge zur Entwicklungsgeschichte der Najaden," by Dr. F. A. Forel, Morges, Switzerland. This is a most able exposition of the development of the *Unionidæ*, giving the histology of the subject, and executed with a minuteness and perfection heretofore unreachied as to embryonic development and anatomical exactness. There are three excellent plates with accurate figures of the progress of Maturation of the Ovarian Egg, Segmentation of the Yolk, Byssus organs, &c.

Revision of the Classification of the Mollusca of Mass. By W. H. Dale Pro. Boston Soc. Nat. Hist.,
Mar. 16, 1870.

Mousson. Species described in *Mal. Blätt.* 1869, p. 185:

Castalia ecarinata.

Plagiodon rotundatus.

Anodonta Wallisi.

Malzine, in *Essai sur la Fauna Mal. de Belgique*, 1869, gives the following as new species, which I consider as doubtful:

Unio Lambottei.
 “ *Ryckholtii*.
 “ *Robianoii*.

Gentiluomo, in *Bull. Mala. Ital., Pisa*, vol. i.:

Unio Lawleyianus.

Mörch, in *Am. Jl. Conch.*, vol. v. p. 38, informs us that *Unio Grœnlandicus*, Schröt., is the same as *testudinarius*, *Speng. (marginalis, Lam.)* from Tranquebar.

Villa. A letter of March 10, 1870, from Sig. Villa, Milan, asks my decision on a *Unio Danelli* described by him, from Melbourne, Australia, but I have not had the advantage of seeing the shell, nor of receiving the description which he sent to me.

Wiegmann. *Mollusea. Arch. für Nat.*, 1835, vol. i. p. 317.

Troschel. *Neue Süsww. Conch. aus dem Ganges. Arch. für Nat.*, 1837, vol. i. p. 166.

Von Martens. *Ueber Südbrasilische Land- und Süsww. Moll., Mal. Blätt.*, 1868, came too late to insert the species in the Synonymy of the Synopsis.

Ludwig. *Unio Münzenbergensis. Palæontologia*, vol. viii.

Sowerby, in *Conch. Icon.*, pts. 278, 279, 280, 281:

Hyria exasperata = *corrugata, Lam.*
 “ *latialata* = “ “
 “ *rugosissima* . . . = “ “
 “ *recta* = *subviridis, Klein.*
 “ *alata* = “ “
Castalia Schombergiana = *Prisodon truncatus, Schum.*
 “ *ovata* = “ “ “
 “ *Hanleyana* . . . = “ “ “
 “ *Carolinensis** . = “ “ “
 “ *quadrata* = “ “ “
 “ *dollabella* . . . = *Duprei, Recluz.*
Anodonta biangulata . . = *angulata, Lea.*

* The habitat given is South Carolina. No species of this genus has been observed in North America.



Author Lea, Isaac
195538
Zool. Mollusca
L.
Title A synopsis of the Family Unionidae.

University of Toronto
Library

DO NOT
REMOVE
THE
CARD
FROM
THIS
POCKET

Acme Library Card Pocket
Under Pat. "Ref. Index File"
Made by LIBRARY BUREAU

