

THE COMPLETE  
**HORSE TAMER**  
AND



**CARRIERS**

AS PRACTISED

By Rarey and Knowlson.



*Price Thirty Cents.*

# GOOD BOOKS

SENT UPON RECEIPT OF THE PRICE

---

**The Al-ma-kan-tur Circle; or, How to Win a Sweetheart or Lover.** Containing Facts and New Discoveries never before offered to the public. Being of the greatest importance to both Married and Single Persons, of both sexes. By M. L. BYRN, M.D., Graduate of the University of the City of New York. Price, 25 cents.

**Laughing Gas.** An Encyclopædia of Wit, Wisdom, and Wind. By SAM SLICK, JR. Comically illustrated with 100 original and laughable Engravings, and nearly 500 side-extending Jokes, and other things to get fat on; and the best of it is, that every thing about the book is new and fresh—all new—new designs, new stories, new type—no comic-almanac stuff. It will be found a complete antidote to "hard times." Price, 25 cents.

**The Bar-Tender's Guide; or, How to Mix Plain and Fancy Drinks.** Containing nearly THREE HUNDRED Recipes for mixing American, English, French, German, Italian, Spanish, and Russian Drinks—such as Juleps, Punches, Cobblers, Slings, Cocktails, &c. By JERRY THOMAS, late bartender at the Metropolitan Hotel, New York. To which is appended a Manual for the Manufacture of Cordials, Liquors, Fancy Syrups, &c., containing 463 Recipes, after the most approved methods now used in the Distillation of Liquors and Beverages. Designed for the special use of Manufacturers and Dealers in Wines and Spirits, Grocers, Tavern-Keepers, and Private Families, the same being adapted to the Trade of the United States and Canadas. By Prof. CHRISTIAN SCHULTZ, Practical Chemist, and Manufacturer of Wines, Liquors, Cordials, &c., from Bern, Switzerland. 12mo. Cloth. Price, \$1.50.

**Charley White's Joke-Book.** Being a perfect Casket of Fun, the first and only work of the kind ever published. Containing a full expose of all the most laughable Jokes, Witticisms, &c., as told by the celebrated Ethiopian Comedian, CHARLES WHITE. 94 pages. Price, 12 cents.

**Black Wit and Darkey Conversations.** By CHARLES WHITE. Containing a large collection of laughable Anecdotes, Jokes, Stories, Witticisms, and Darkey Conversations. Price, 12 cents.

**Chips from Uncle Sam's Jack-Knife.** Illustrated with over one hundred Comical Engravings, and comprising a collection of over five hundred Laughable Stories, Funny Adventures, Comic Poetry, Queer Conundrums, Terrific Puns, Witty Sayings, Sublime Jokes, and Sentimental Sentences. The whole being a most perfect portfolio for those who love to laugh. Large octavo. Price, 25 cents.

**Fox's Ethiopian Comicalities.** Containing Strange Sayings, Eccentric Doings, Burlesque Speeches, Laughable Drolleries, Funny Stories, interspersed with Refined Wit, Broad Humor, and Cutting Sarcasm, copied verbatim, as recited by the celebrated Ethiopian Comedian. With several Comic Illustrations. Price, 12 cents.

No charge for Catalogues or information. Address,

DICK & FITZGERALD, 18 Ann Street, N. Y.



3 9090 014 551 556

GEORGE  
ESSENCE OF OLD KENIUCKI,

CONTAINING A CHOICE COLLECTION OF NEW AND POPULAR SONGS, INTERLUDES'  
DIALOGUES, FUNNY SPEECHES, DARKEY JOKES, AND PLANTATION WIT.  
BY GEORGE CHRISTY, THE POPULAR ETHIOPIAN, COMEDIAN  
AND VOCALIST.

PRICE 10 CENTS

CONTENTS:

Annie with the Veil  
An Adventure on Broadway  
A Circus-Performer  
A Bootblack's Soliloquy  
All we Read we Know is True  
Ben Hollins  
Charles Augustus  
Con Donahue  
Cold and Heat  
Dat Beet's Gone  
Geology  
Happy be thy Dreams  
Hold your Horses, will you?  
Merry Green Fields of Oland  
Love, Pigs' Feet and Suicide  
Love and Doughnuts  
Man at his Wife's Apron-string  
Mean Man  
Miss Starch and Mr. Buckram  
No One to Love  
Nancy Gray  
New Patent Song  
"Old Sorrel's" Adventures  
Push and Pull

Simon Gray  
Smiggy McGlural  
Six Changes  
Shells of Ocean  
Sally Morgan  
Spelling Lessons  
Striking Characters in Love  
The Medley of Medleys  
The Rival Darkeys  
The Gay Little Waiter  
The Streets of New York  
The Darkey Sleighing Party  
The Zoo-Zoo's Toast  
The Old Jawbone  
The Fancy Barkeeper  
The Wonderful Mr. Brown  
The Harriet Lane  
The Irishman's Courtship  
The City Beau  
The Dog and the Milestone  
Taylor's Saloon  
Whisky in Decanter clean  
Wonderful Eggs  
We may be Happy Yet

LE MARCHAND'S

Fortune Teller and Dreamer's Dictionary.

Containing a complete Dictionary of Dreams Alphabetically arranged, with a clear Interpretation of each Dream, and the lucky Numbers that belong to them. Also, showing how to tell Fortunes by the Wonderful and Mysterious Ladies' Love Oracle; How to Foretell the Sex and Number of Children; How to Make a Lover or Sweetheart come to You; To tell whether your Lover or Sweetheart Loves You; How to Tell any Person's Age; To know who your Future Husband will be, and how soon you will be Married; To ascertain whether your Husband or Wife is True to You; To tell whether you will enjoy your Love; How to tell Future Events with Cards, Dice, Tea and Coffee-Grounds, Eggs, Apple-Parings, and the Lines of the Hand; How to tell a Person's Character by Cabalistic Calculations; How to Read Fortunes by the moles on a Person's Body, also explaining the Art of Discovering Truth from Falsehood, together with a List of Unlucky Days, and a List of Days and Hours usually Considered Fortunate with Respect to Courtship, Marriage, and Love Affairs in General, with a Collection of Charms and Ceremonies, etc., etc. By MADAME LE MARCHAND, the Celebrated Parisian Fortune-Teller. Illustrated with a Steel Frontispiece and Numerous Wood Engravings. This book contains 144 pages, and is bound in pasteboard with cloth back. Price 30 Cents.

*Five Copies of the above books sent to any address in the United States, free of postage. Send cash orders to*

DICK & FITZGERALD, Publishers, 18 Ann St., N.Y.

New Series of Novels about Celebrated


**HIGHWAYMEN AND HOUSEBREAKERS.**

---

- CAPTAIN HERON; OR, THE HIGHWAYMAN OF EPPING FOREST.**  
Price 25 cts.
- JONATHAN WILD'S STRATAGEM; OR, THE HIGHWAYMAN'S ESCAPE.**.....Price 25 cts.
- THE HANGMAN OF NEWGATE; OR, THE HIGHWAYMAN'S ADVENTURE.**.....Price 25 cts.
- TOM RIPON; OR, THE HIGHWAYMAN AND HOUSEBREAKER.**  
Price 25 cts.
- CLAUDE DUVAL AND HIS COMPANIONS; OR, THE RACE ON THE ROAD.**.....Price 25 cts.
- THE HIGHWAYMAN'S RIDE TO YORK; OR THE DEATH OF BLACK BESS.**.....Price 25 cts.
- BLUESKIN BAFFLED; OR, THE HIGHWAYMAN'S TRAP.**  
Price 25 cts.
- 

**LIVES OF CELEBRATED HIGHWAYMEN.**

- CLAUDE DUVAL, THE DASHING HIGHWAYMAN.** Illustrated.  
Price 25 cts.
- LIFE AND ADVENTURES OF DICK CLINTON, THE MYSTERIOUS HIGHWAYMAN.**.....Price 25 cts.
- THE ADVENTURES OF TOM KING, AND THE STORY OF HIS ROMANTIC LIFE.**.....Price 25 cts.
- NED SCARLET, THE DARING HIGHWAYMAN.**.....Price 25 cts.
- CAPTAIN HAWKES.** A Narrative of the Exploits of a Robber Captain.....Price 25 cts.
- PAUL CLIFFORD; OR, THE REFORMED HIGHWAYMAN.**  
Price 25 cts.
- FEARLESS FRED.** A Companion to CLAUDE DUVAL.  
Price 25 cts.
- THE PICTORIAL ADVENTURES OF MARGARET CATCHPOLE, THE FEMALE HORSE THIEF.** Large 8vo.  
Price 50 cts.

 Copies of the above books sent to any address in the United States, free of postage. Send cash orders to

DICK & FITZGERALD, Publishers, 18 Ann Street, N. Y.

# Tales of Border Adventure.

- THE REGULATORS OF ARKANSAS.** A Thrilling Tale of Border Adventure.....Price 25 cts.
- BILL JOHNSON; OR, THE OUTLAWS OF ARKANSAS.**.....Price 25 cts.
- RAWSON THE RENEGADE; OR, THE SQUATTER'S REVENGE.**.....Price 25 cts.
- THE RED SCOUT; OR, THE OUTLAW'S REVENGE.**.....Price 25 cts.
- RED JACK; OR, THE SCOUT'S RIFLE.**.....Price 25 cts.
- STEEL ARM; OR, THE ROBBERS AND REGULATORS OF CALIFORNIA.**  
By the author of the "Regulators of Arkansas.".....Price 25 cts.
- BIG GOLIATH; OR, THE TERROR OF THE MINES.** By the author of "Steel Arm.".....Price 25 cts.

## CELEBRATED REVOLUTIONARY NOVELS.

- HARRY BURNHAM; OR, THE ADVENTURES OF AN OFFICER OF THE REVOLUTION.**.....Price 50 cts.
- BYRON BLONDAY; OR, THE RANGER OF THE MOHAWK.** By Newton M. Curtis.....Price 25 cts.
- THE RANGER OF RAVENSTREAM.** A Romance of the Early History of America.....Price 25 cts.
- THE PATROL OF THE MOUNTAIN; OR, THE DAYS OF '76.**  
By Newton M. Curtis.....Price 25 cts.
- THE SCOUT OF THE SILVER POND.** By Newton M. Curtis.....Price 25 cts.
- THE WOODMAN'S RIFLE.** This is a story of thrilling interest.....Price 25 cts.
- PAUL JONES.** A Tale of the American Navy.....Price 25 cts.

## PIRATE TALES AND ADVENTURES.

- GARNELLE; OR, THE ROVER'S OATH.**.....Price 25 cts.
- THE PIRATE CHIEF; OR, THE CUTTER OF THE OCEAN.**  
Price 25 cts.
- THE PIRATE DOCTOR; OR, THE EXTRAORDINARY CAREER OF A NEW YORK PHYSICIAN.**.....Price 25 cts.
- DAVID WATSON, THE LONDON APPRENTICE.**.....Price 25 cts.
- OLPH; OR, THE PIRATES OF THE SHOALS.**.....Price 25 cts.
- THE DANCING FEATHER; OR, THE PIRATE SCHOONER.**  
Price 25 cts.
- JOSEPHINE; OR, THE MAID OF THE GULF.**.....Price 25 cts.
- THE OCEAN CHIEF.**.....Price 25 cts.
- THE YANKEE PRIVATEER.**.....Price 25 cts.

Copies of the above books sent to any address in the United States, free of postage. Send cash orders to

DICK & FITZGERALD, Publishers, 18 Ann Street, N. Y.

# Novels by Samuel Lover.

---

**RORY O'MORE.** A Romance. This work is illustrated, and contains 230 octavo pages.....Price 50 cts.

All are familiar with the Fun, Humor, and Wit, which are to be found in every line of this National romance.

**HANDY ANDY.** A novel.....Price 50 cts.

Handy Andy speaks for itself to the hearts of all gay, jolly, and mirth-loving folks.

**LEGENDS AND STORIES OF IRELAND; OR, THE ADVENTURES OF PADDY MULLOWNEY.**.....Price 25 cts.

Mr. Lover has here produced his best work of fiction, which will survive when half the Irish sketches with which the literary world teems are forgotten.

**BARNEY O'RIERDON; OR, THE ADVENTURES OF A BASHFUL IRISHMAN.**.....Price 25 cts.

**TREASURE TROVE; OR, ACCOUNTS WITH IRISH HEIRS: £. s. d.**  
One of Lover's best works. Price 50 cts.

**TOM CROSBIE AND HIS FRIENDS.** Large octavo.  
Price 50 cts.

We advise all who have not read this inimitable novel to procure it at once.

---

## FOUR GOOD INTERESTING BOOKS.

**THE KNAPSACK FULL OF FUN; OR, 1000 RATIONS OF LAUGHTER.** Illustrated with over 500 Comic Engravings.  
Price 25 cts.

**THE DARING DEEDS OF GOOD AND BAD WOMEN.**  
Containing the Heroic Achievements of Celebrated Good Women, and the Criminal Deeds of Notorious Wicked Women.  
Price 25 cts.

**CHARLEY HUNTER; OR, THE FATE OF A FORGER.** A Thrilling Story, Illustrated with numerous Engravings.....Price 25 cts.

**HISTORY OF THE PIRATES.** The Adventures of the Pirates which are here narrated, are of so romantic and monstrous a nature, that they rival in detail the most improbable tales of fiction. The work is one of the most exciting interest. 12mo, with illustrated cover. 144 pages.....Price 25 cts.

☞ Copies of the above books sent to any address in the United States, free of postage. Send cash orders to

DICK & FITZGERALD, Publishers, 18 Ann Street, N. Y.

T A M I N G

OR

BREAKING THE HORSE,

BY A NEW AND IMPROVED METHOD,

AS PRACTICED WITH GREAT SUCCESS IN THE UNITED STATES, AND  
IN ALL THE COUNTRIES OF EUROPE.

BY J. S. RAREY.

CONTAINING RULES FOR SELECTING A GOOD HORSE, FOR  
FEEDING HORSES, &c.

ALSO,

THE COMPLETE

FARRIER, OR HORSE DOCTOR;

A GUIDE FOR THE

TREATMENT OF HORSES IN ALL DISEASES TO WHICH  
THAT NOBLE ANIMAL IS LIABLE,

Being the Result of Fifty Years Extensive Practice of the Author.

BY JOHN C. KNOWLSON,

DURING HIS LIFE, AN ENGLISH FARRIER OF HIGH POPULARITY.

CONTAINING THE LATEST DISCOVERIES IN THE CURE OF  
SPAVIN.

NEW YORK:

DICK & FITZGERALD, PUBLISHERS,  
18 ANN STREET.

## INDEX TO CONTENTS

---

Balky Horses, how to manage .....	45
Bit, the kind of, and how used .....	20
Blinds, or Blinkers .....	58
Breaking the Horse to Harness.....	27
Choking a means of subduing the Horse.....	50
Choking, (illustrated,) process of.....	52, 53
Directions how to lay the Horse down, &c.....	34
Feeding the Horse, rules for.....	60
Follow you, how to learn a Horse to.....	55
General Rules and Remarks on Choking.....	54
Halter for the Colt, the kind to be used, &c.....	9
Haltering the Colt, how to proceed after.....	10
Harness, breaking the Horse to.....	27
Hitching the Horse to a Sulky.....	28
Knowledge and Capacity of the Horse.....	5
Laying Down the Horse, how to do it.....	33
Laying Down the Horse, (illustrations).....	31, 35, 39, 41 and 43
Leading the Colt with a Broke Horse.....	14
Leading the Colt into a Stable.....	15
Minute Directions to Lay the Horse Down.....	34
Mounting the Colt, how to do it .....	23
Pasture, how to get the Colt from.....	7
Powell's Management of Wild Horses.....	17
Principles of the New Method of Horse-Taming.....	6
Purchasing a Horse, rules for.....	61
Putting a Halter on the Colt.....	9
Riding a Colt, how to do it.....	25
Saddling the Colt.....	21
Scaring, how to prevent a Horse from .....	57
Stabling the Colt, how to do it.....	7, 15
Stand without Holding, how to make the Horse.....	56
Stubborn Colt, how to manage one.....	12
Taming a Horse with Vicious Habits.....	29
Timidity of the Horse.....	5
Treatment after the Horse is down.....	42
Vicious Habits in a Horse, treatment of.....	29
Wild Horses, Powell's management of.....	17



## INTRODUCTORY.

-----

SINCE issuing our former editions of Mr. Rarey's book on Horse Taming, some new facts have been published by him, which are embodied in these pages, and make the work still more complete. A careful perusal of the instructions here given, will show how any cool and determined person may break or tame a colt in a manner that will make him docile, stand at the word of command, and obey the voice with as much certainty as ordinarily trained horses will answer the reins. In contrast with the usual mode of training by harsh words, a sharp whip, and cruel worrying, Mr. Rarey demonstrates how easily, quietly and safely horses may be tamed by kindness. For training colts, breaking horses into harness, curing vicious horses, such as kickers and baulkers, this system is invaluable. Indeed, it will give to every courageous, calm-tempered horseman not only the power to conquer any horse, however refractory, but to make the animal affectionate in disposition and ready at all times to be mounted and put in harness, without trouble or waste of time.

One great value of Mr. Rarey's system consists in the fact that it may be taught to, and successfully practiced by, persons of little strength—even by boys of fourteen—except where the horse is extremely vicious and powerful. It requires patience, and the habit of dealing with horses, as well as coolness; but the real work is rather a matter of skill

than muscle. Not only have boys of eighty pounds weight become successful horse-tamers in England, but even English ladies have perfectly subdued and reduced to calmness fiery blood-horses. Therefore, in dealing with Mr. Rarey's plan we are not wasting our time about a trick for conquering incurably savage horses, but are elucidating the principles of a universally applicable system for taming and training horses for man's use, with a perfection of docility rarely found except in aged pet horses, and with a rapidity heretofore quite unknown.

John S. Rarey is about thirty years of age, of middle height, and well-proportioned figure, wiry and active rather than muscular—his complexion is almost effeminately fair, with more color than is usually found in those of his countrymen who live in cities. He was a citizen of Groveport, Ohio, when he began his successful mode of horse-taming. His walk is remarkably light and springy, yet regular, as he turns round his horse; something between the set-up of a soldier and the light step of a sportsman. Altogether his appearance and manners are eminently gentlemanly. Although a self-educated and not a book-educated man, his conversation, when he cares to talk, (for he is rather reserved,) always displays a good deal of thoughtful originality, relieved by flashes of playful humor.

Mr. Rarey's system of horse-taming will infallibly supersede all others for both civil and military purposes, and his name will take rank among the great social reformers of the nineteenth century.

## HORSE TAMING, &c

---

THE HORSE is so constituted by nature that he will not offer resistance to any demand made of him which he fully comprehends. He has no consciousness of his strength beyond his own experience, and can be handled by man without force, after a little study of his habits and disposition. Being deficient in reasoning powers, he has no knowledge of right or wrong, of free will and independent government, and knows not of any imposition practiced upon him, however unreasonable it may be. Consequently, he cannot easily decide what he should or should not do. But being naturally of willing and gentle disposition, it remains for man to instruct him in a manner suited to his nature.

The horse is a timid animal; but easily becomes familiar with objects and sounds that are at first disagreeable or frightful. We must therefore accustom him to such as he will be apt to meet with in his daily service. To do this effectually, he should be allowed to examine closely and leisurely such objects as would inspire terror, and to smell them and touch them. A log or stump by the road-side may be, in the imagination of the horse, some great beast about to pounce upon him; but after you take him up to it, and let him stand by it a little while, and touch it with his nose, and go through his process of examination, he will not care anything more about it. And the same principle and process will have the

same effect with any other object, however frightful in appearance, in which there is no harm.

I thus establish three principles on which my system of taming the horse is founded, viz. :

First. That any horse may be taught to do anything that a horse can do if taught in a systematic and proper manner.

Second. That a horse is not conscious of his own strength until he has resisted and conquered a man, and even in cases where he has temporarily triumphed he may yet be subdued;—that by taking advantage of man's reasoning powers a horse can be handled in such a manner that he shall not find out his strength.

Third. That by enabling a horse to examine every object with which we desire to make him familiar, with the organs naturally used for that purpose, viz., *seeing*, *smelling* and *feeling*, you may place or display the object around, over, and on him, provided that it does not actually hurt him or make him feel disagreeable.

With this introduction to first principles, I will endeavor to teach you how to put them into practice, and whatever instructions may follow, you can rely on as having been proven practical by my own experiments. Knowing from experience just what obstacles I have met with in handling bad horses, I shall try and anticipate them for you, and assist you in surmounting them, by commencing with the first steps to be taken with the colt, and accompanying you through the whole task of breaking.

## HOW TO GET THE COLT FROM PASTURE.

Go to the pasture and walk around the whole herd quietly, and at such a distance as not to cause them to scare and run. Then approach them very slowly, and if they stick up their heads and seem to be frightened, hold on till they become quiet, so as not to make them run before you are close enough to drive them in the direction you want them to go. And when you begin to drive, do not flourish your arms or halloo, but gently follow them off, leaving the direction free for them that you wish them to take. Thus taking the advantage of their ignorance, you will be able to get them in the pound as easily as the hunter drives the quails into his net. For if they have always run in the pasture uncared for, (as many horses do in prairie countries and on large plantations,) there is no reason why they should not be as wild as the sportsman's birds, and require the same gentle treatment, if you want to get them without trouble; for the horse, in his natural state, is as wild as any of the undomesticated animals, though more easily tamed than the most of them.

## HOW TO STABLE A COLT.

The next step will be to get the horse into a stable or shed. This should be done as quietly as possible, so as not to excite any suspicion in the horse of any danger befalling him. The best way to do this, is to lead a broken horse into the stable first and hitch

him, then quietly walk around the colt and let him go in of his own accord. Be extremely deliberate and slow in your movements, for one wrong move may frighten your horse, and make him think it necessary to escape at all hazards for the safety of his life—and thus make two hours' work of a ten minutes' job; and this would be all your own fault, and entirely unnecessary—for he will not run unless you run after him, nor will he try to break away unless you attempt to force him into measures. If he does not see the way at once, and is a little fretful about going in, do not undertake to drive him, but give him a little less room outside, by gently closing in around him. Do not raise your arms, but let them hang at your side, for you might as well raise a club: the horse has never studied anatomy, and does not know but they will unhinge themselves and fly at him. If he attempts to turn back, walk before him, but do not run; and if he gets past you, encircle him again in the same quiet manner, and he will soon find that you are not going to hurt him; and then you can walk so close around him that he will go into the stable for more room, and to get farther from you. As soon as he is in, remove the quiet horse and shut the door. This will be his first notion of confinement—not knowing how he got into such a place, nor how to get out of it. That he may take it as quietly as possible, see that the shed is entirely free from dogs, chickens, or anything that would annoy him. Then give him a few ears of corn, and let him remain alone fifteen or twenty

minutes, until he has examined his apartment, and has become reconciled to his confinement. And now, while your horse is eating those few ears of corn, see that your halter is ready and all right, and reflect upon the best mode of operations; for, in horse-breaking, it is highly important that you should be governed by some system.

#### THE KIND OF HALTER, AND HOW TO PUT IT ON.

Never use a rope halter. The cords of the rope are hard, and appear to aggravate and excite distrust rather than confidence; but by all means procure a leather halter made of bridle leather, so it will feel soft and pliable to the touch, and to fit tolerably tight on the head, so as not to feel uncomfortable. Before putting a halter upon the colt, he must be rendered familiar with it by caressing him and permitting him to examine the article with his nose. Then place a portion of it over his head, occasionally giving it a slight pull, and in a few minutes he will be accustomed to these liberties, and then the halter may be fastened on properly. To teach him to lead is another difficulty. Stand a little on one side, rub his nose and forehead, take hold of the strap and pull gently, and at the same time touch him very lightly with the end of a long whip across his hind legs. This will make him start and advance a few steps. Repeat the operation several times, and he will soon learn to follow you by simply pulling the halter. The mouth of the colt should be frequently handled, after which introduce a plain snaffle be-

tween his teeth and hold it there with one hand and caress him with the other. After a time he will allow the bridle to be placed upon him. The saddle can now be brought in and rubbed against his nose, his neck and his legs; next hang the stirrup strap across his back, and gradually insinuate the saddle into its place. The girth should not be fastened until he becomes thoroughly acquainted with the saddle. The first time the girth is buckled it should be done so loosely as not to attract his attention; subsequently it can be tightened without inspiring him with fear, which if fastened immediately it would most certainly do. In this manner the wildest colt can be effectually subjugated by such imperceptible degrees that he gives tacit obedience before he is aware of his altered condition.

#### HOW TO PROCEED AFTER HALTERING.

The first time you halter a colt you should stand on the left side, pretty well back to his shoulder, only taking hold of that part of the halter that goes around his neck, then with your two hands about his neck, you can hold his head to you, and raise the halter on it without making him dodge, by putting your hands about his nose. You should have a long rope or strap ready, and as soon as you have the halter on, attach this to it, so that you can let him walk the length of the stable without letting go the strap, or without making him pull on the halter; for if you only let him feel the weight of your hand on the halter, and give him more rope when he runs



from you, he will never rear, pull or throw himself, yet you will be holding him all the time, and doing more towards gentling him than if you had the power to snub him right up, and hold him to one spot; because he knows nothing about his strength, and if you don't do anything to make him pull, he will never know what he can do in that way. In a few minutes you can begin to control him with the halter, then shorten the distance between yourself and the horse by taking up the strap in your hand. As soon as he will allow you to hold him by a tolerably short strap, and to step up to him without flying back, you can begin to give him some idea about leading. But to do this, do not go before and attempt to pull him after you, but commence by pulling him very quietly to one side. He has nothing to brace either side of his neck, and will soon yield to a steady, gradual pull of the halter; and as soon as you have pulled him a step or two to one side, step to him and caress him, and then pull him again, repeating this operation until you can pull him in every direction, and walk about the stable with him; which you can do in a few minutes, for he will soon think when you have made him step to the right or left a few times, that he is compelled to follow the pull of the halter, not knowing that he has the power to resist your pulling; besides, you have handled him so gently that he is not afraid of you, but rather likes you. After you have given him a few lessons of this kind, at proper intervals, he will be so tame that if you turn him out to pas-

ture he will come up to you to be caressed every opportunity he gets.

While training him in the stable, you should lead him about some time before you take him out, opening the door, so that he can see out, leading him up to it and back again, and then past it. See that there is nothing on the outside to make him jump when you take him out, and as you go out with him, try to make him go very slowly, catching hold of the halter close to the jaw with your left hand, while the right is resting on the top of his neck, holding to his mane. Do not allow any one to be present or in sight, during your operations, either in or outside the stable. If you are entirely alone, and manage your colt rightly, you will soon be able to lead and hold him as easily as you could a horse already broken.

#### HOW TO PROCEED IF THE COLT IS STUBBORN.

If the animal you are operating upon seems to be a stubborn or *mulish* disposition rather than wild; if he lay back his ears as you approach him, or turns his heel to kick you, he has not that regard or fear of man that he should have, to enable you to handle him quickly and easily; and it might do well to give him a few sharp cuts with the whip, about the legs, pretty close to the body. It will crack keen as it plies about the legs, and the crack of the whip will affect him as much as the stroke; besides, one sharp cut about the legs will affect him more than two or three over the back, the skin on

the inner part of the legs or about his flanks being thinner, and more tender than on his back. But do not whip him much—just enough to scare him ; it is not because we want to hurt the horse that we whip him ; we only do it to scare that bad disposition out of him. But whatever you do, do quickly, sharply and with a good deal of fire, but always without anger. If you go to scare him at all, you must do it at once. Never go into a pitched battle with your horse, and whip him until he is mad, and will fight you : you had better not touch him at all, for you will establish, instead of fear and regard, feelings of resentment, hatred, and ill will. It will do him no good, but harm, to strike him, unless you can frighten him ; but if you can succeed in frightening him, you can whip him without making him mad ; for fear and anger never exist together in the horse, and as soon as one is visible, you will find that the other has disappeared. As soon as you have frightened him, so that he will stand up straight and pay some attention to you, approach him again and caress him a good deal more than you whipped him ; thus you will excite the two controlling passions of his nature, love and fear ; he will love, and fear you too ; and, as soon as he learns what you require, will obey quickly.

If the colt is of too mulish a disposition to yield to careful and gentle treatment, as here given, you must resort to the several measures recommended for taming vicious horses, as explained elsewhere in these pages.

## HOW TO LEAD A COLT WITH A BROKE HORSE.

If you should want to lead your colt by the side of another horse, you must first put the horse into a stable with the colt. You now attach a second strap to the colt's halter, and lead your horse up alongside of him. Then get on the broke horse and take one strap around his breast under the martingale, (if he has any on,) holding it in your left hand. This will prevent the colt from getting back too far; besides, you have more power to hold him, with the strap pulling against the horse's breast. The other strap take up in your right hand to prevent him from running ahead; then turn him about in the stable, and if the door is wide enough, ride out with him in that position; if not, take the broke horse out first, and stand his breast up against the door, then lead the colt to the same spot and take the straps as before directed, one on each side of his neck, and then let some one start the colt out, and as the colt comes out, turn your horse to the left, and you will have them all right. You can manage any kind of a colt in this way, without trouble; for, if he tries to run ahead, or pull back, the two straps will bring the two horses facing each other, so that you can very easily follow up his movements without doing much holding, and as soon as he stops running backward, you are right with him, and all ready to go ahead. If he gets stubborn and does not want to go, you can remove all his stubbornness by riding your horse against his neck, thus compelling him to turn to the

right; and as soon as you have turned him about a few times, he will be willing to go along. The next thing, after you are through leading him, will be to take him into a stable and hitch him in such a way as not to have him pull on the halter, and as they are often troublesome to get into a stable the first few times, I will give you some instructions about getting him in.

#### HOW TO LEAD THE COLT INTO A STABLE.

You should lead the broken horse into the stable first, and get the colt, if you can, to follow in after him. If he refuses to go, step up to him, taking a little stick or switch in your right hand; then take hold of the halter close to his head with your left hand, at the same time reaching over his back with your right arm so that you can tap him on the opposite side with your switch; bring him up facing the door, tap him slightly with your switch, reaching as far back with it as you can. This tapping, by being pretty well back, and on the opposite side, will drive him ahead, and keep him close to you; then by giving him the right direction with your left hand you can walk into the stable with him. I have walked colts into the stable this way in less than a minute, after men had worked at them half an hour, trying to pull them in. If you cannot walk him in at once in this way, turn him about and walk him around a while until you can get him up to the door without pulling at him. Then let him stand a few minutes, keeping his head in the right direction with

the halter, and he will soon walk in of his own accord. Never attempt to pull the colt into the stable; that would make him think at once that it was a dangerous place, and if he was not afraid of it before he would be then. Besides, we do not want him to know anything about pulling on the halter. If you want to tie up your colt, put him in a tolerably wide stall, which should not be too long, and should be connected by a bar or something of that kind to the partition behind it; so that, after the colt is in he cannot go far enough back to take a straight, backward pull on the halter; then by tying him in the center of the stall, it would be impossible for him to pull on the halter, the partition behind preventing him from going back, and the halter in the center checking him every time he turns to the right or left. In a stall of this kind you can break any horse to stand tied with a light strap, anywhere, without his ever knowing anything about pulling. For if you have broken your horse to lead, and have taught him the use of the halter (which you should always do before you hitch him to anything), you can hitch him in any kind of a stall, and if you give him something to eat to keep him up to his place for a few minutes at first, there is not one colt in fifty that will pull on his halter, or ever attempt to do so.

This is an important feature in breaking the colt, for if he is allowed to pull on the halter at all, and particularly if he finds out that he can break the halter, he will never be safe.

## POWELL'S MANAGEMENT OF WILD HORSES.

Cause your horse or colt to be put in a small yard, stable, or room. If in a stable or room, it ought to be large in order to give him some exercise with the halter before you lead him out. If the horse belongs to that class which only appears to fear man, you must introduce yourself gently into the stable, room, or yard where the horse is. He will naturally run from you, and frequently turn his head towards you; but you must walk about extremely slow and softly, so that he can see you whenever he turns his head towards you, which he never fails to do in a short time—in a quarter or half an hour. I never knew one to be much longer without turning his head towards me. At the very moment he turns his head, hold out your left hand towards him, and stand perfectly still, keeping your eyes upon the horse, watching his motions, if he make any. If the horse does not stir for ten or fifteen minutes, advance as slowly as possible, and without making the least noise, always holding out your left hand. If the horse makes the least motion when you advance towards him, stop and remain perfectly still until he is quiet. Remain a few moments in this condition, and then advance again in the same slow and almost imperceptible manner. If the horse then stirs again, stop without changing your position. It is very uncommon for the horse to stir more than once after you begin to advance; yet there are some exceptions. He generally keeps

his eyes steadfast upon you, until you get near enough to touch him on the forehead. When you are thus near to him, raise slowly and by degrees your hand, and let it come in contact with that part just above the nostrils, as lightly as possible. If the horse flinches (as many will), repeat with great rapidity these light strokes upon the forehead, going a little further up towards his ears by degrees, and descending with the same rapidity until he will let you handle his forehead all over. Now let the strokes be repeated with more force over all his forehead, descending by lighter strokes to each side of his head, until you can handle that part with equal facility. Then touch in the same light manner, making your hands and fingers play around the lower part of the horse's ears, coming down now and then to his forehead, which may be looked upon as the helm that governs all the rest.

Having succeeded in handling his ears, advance towards the neck, with the same precautions, and in the same manner; observing always to augment the force of the strokes whenever the horse will permit it. Perform the same on both sides of the neck, until he lets you take it in your arms without flinching.

Proceed in the same progressive manner to the sides, and then to the back of the horse. Every time the horse shows any nervousness, return immediately to the forehead, as the true standard, patting him with your hands, and thence rapidly to where you had already arrived, always gaining ground a



considerable distance further on every time this happens. The head, ears, neck, and body being thus gentled, proceed from the back to the root of the tail.

This must be managed with dexterity, as a horse is never to be depended on that is skittish about the tail. Let your hand fall lightly and rapidly on that part next to the body a minute or two, and then you will begin to give it a slight pull upwards every quarter of a minute. At the same time you continue this handling of him, augment the force of the strokes as well as the raising of the tail, until you can raise it and handle it with the greatest ease, which commonly happens in a quarter of an hour in most horses, in others almost immediately, and in some much longer. It now remains to handle all his legs; from the tail come back again to the head—handle it well, as likewise the ears, breast, neck, &c., speaking now and then to the horse. Begin by degrees to descend to the legs, always ascending and descending, gaining ground every time you descend, until you get to his feet.

Talk to the horse while you are thus taming him; let him hear the sound of your voice, which at the beginning of the operation is not quite so necessary, but which I have always done in making him lift up his feet. “Hold up your foot,” you will say, at the same time lifting up his foot with your hand. He soon becomes familiar with the sounds, and will hold up his foot at command. Then, proceed to the hind feet, and go on in the same manner; and in a short

time the horse will let you lift them, and even take them up in your arms.

All this operation is no magnetism, no galvanism ; it is merely taking away the fear the horse generally has of man, and familiarizing the animal with his master. As the horse doubtless experiences a certain pleasure from this handling, he will soon become gentle under it, and show very marked attachment to his keeper.

#### THE KIND OF BIT TO BE USED, AND HOW TO USE IT.

In first accustoming a colt to the bit, you should use a large, smooth snaffle, so as not to hurt his mouth, with a bar at each side to prevent it from pulling through either way. This should be attached to the head-stall of your bridle, and put it on your colt without any reins to it, and let him run loose in a large stable or shed, some time, until he becomes a little used to the bit, and will bear it without trying to get it out of his mouth. Repeat this several times, before you do anything more with the colt ; and as soon as he will bear the bit, attach a single rein to it, without any martingale. You should also have a halter on your colt, or a bridle made after the fashion of a halter, with a strap to it, so that you can hold or lead him about without pulling much on the bit.

Farmers often put biting harness on a colt the first thing they do to him, buckling it on as tight as they can draw it, to make him carry his head high, and then turn him out in a lot, to run half a day at

a time. This is one of the very worst punishments they can inflict on a colt, and is very injurious to a young horse that has been used to running in pasture with his head down. I have seen colts so injured in this way that they never got over it.

A horse should be well accustomed to the bit before you put on the biting harness, and when you first bit him you should only rein his head up to the point where he naturally holds it, let that point be high or low; he will soon learn that he cannot lower his head, and that raising it a little will loosen the bit in his mouth. This will give him an idea of raising his head to loosen the bit; and then you can draw the biting a little tighter every time you put it on, and he will still raise his head to loosen it. By this means you will gradually get his head and neck in the position you want him to carry it, and give him a nice and graceful carriage without hurting him, making him mad, or causing his mouth to get sore. Horses that have their heads drawn up tightly, should not have the biting on more than fifteen minutes at a time.

#### HOW TO SADDLE A COLT.

Any one man who has this theory, can put a saddle on the wildest horse that ever grew, without any help, and without scaring him. The first thing will be to tie each stirrup strap into a loose knot, to make them short and prevent the stirrups from flying about and hitting him. Then double up the skirts and take the saddle under your right arm, so as not to frighten

him with it when you approach. When you get to him, rub him gently a few times with your hand, then raise the saddle very slowly, until he can see it, and smell, and feel it with his nose. Then let the skirts loose, and rub it very gently against his neck the way the hair lays, letting him hear the rattle of the skirts as he feels them against him; each time a little further backward, and finally slip it over on his back. Shake it a little with your hand, and in less than five minutes you can rattle it about over his back as you please, and pull it off and throw it on again, without his paying much attention to it.

As soon as you have accustomed him to the saddle, fasten the girth. Be careful how you do this. It often frightens the colt when he feels the girth binding him, and making the saddle fit tight on his back. You should bring up the girth very gently, and not draw it too tight at first, just enough to hold the saddle on. Move him a little, and then girth it as tight as you choose, and he will not mind it.

You should see that the pad of your saddle is all right before you put it on, and that there is nothing to make it hurt him, or feel unpleasant to his back. It should not have any loose straps on the back part of it, to flap about and scare him. After you have saddled him in this way, take a switch in your right hand to tap him up with, and walk about in the stable a few times with your right arm over your saddle, taking hold of the reins on each side of his neck with your right and left hands, thus marching him about in the stable until you teach him the use

of the bridle and can turn him about in any direction, and stop him by a gentle pull of the rein. Always caress him, and loose the reins a little every time you stop him.

You should always be alone, and have your colt in some light stable or shed the first time you ride him; the loft should be high, so that you can sit on his back without endangering your head. You can teach him more in two hours' time in a stable of this kind, than you could in two weeks in the common way of breaking colts, out in an open place. If you follow my course of treatment, you need not run any risk, or have any trouble in riding the worst kind of horse. You take him a step at a time, until you get up a mutual confidence and trust between yourself and horse. First teach him to lead and stand hitched; next acquaint him with the saddle, and the use of the bit; and then all that remains is to get on him without scaring him, and you can ride him as well as any horse.

#### HOW TO MOUNT THE COLT.

First gentle him well on both sides, about the saddle and all over, until he will stand still without holding, and is not afraid to see you anywhere about him. As soon as you have him well gentled, get a small block about one foot or eighteen inches in height, and set it down by the side of him, about where you want to stand to mount him; step up on this, raising yourself very gently. Horses notice every change of position very closely, and if you

were to step up suddenly on the block, it would be very apt to scare him ; but by raising yourself gradually on it, he will see you, without being frightened, in a position very near the same as when you are on his back. As soon as he will bear this without alarm, untie the stirrup strap next to you, and put your left foot in the stirrup, and stand square over it, holding your knee against the horse, and your toe out, so as to touch him under the fore-shoulder with the toe of your boot. Place your right hand on the front of the saddle, and on the opposite side of you, taking hold of a portion of the mane and reins (they hang loosely over his neck), with your left hand, then gradually bear your weight on the stirrup, and on your right hand, until the horse feels your whole weight on the stirrup ; repeat this several times, each time raising yourself a little higher from the block, until he will allow you to raise your leg over his croup, and place yourself in the saddle. Another, and in some cases a better way of mounting, is to press the palm of your right hand on the off-side of the saddle, and as you rise lean your weight on it. By this means you can mount with the girths loose, or without any girths at all.

There are three great advantages in having a block to mount from. First, a sudden change of position is very apt to frighten a young horse that has never been handled ; he will allow you to walk to him, and stand by his side without scaring at you, because you have gentled him to that position ; but

if you get down on your hands and knees and crawl towards him, he will be very much frightened; and upon the same principle, he would frighten at your new position if you had the power to hold yourself over his back without touching him. Then the first great advantage of the block is to gradually gentle him to that new position in which he will see you when you ride him. Secondly, by the process of holding your weight in the stirrups, and on your hand, you can gradually accustom him to your weight, so as not to frighten him by having him feel it all at once. And, in the third place, the block elevates you so that you will not have to make a spring in order to get on the horse's back, but from it you can gradually raise yourself into the saddle. When you take these precautions, there is no horse so wild but what you can mount him without making him jump. I have tried it on the worst horses that could be found, and have never failed in any case. When mounting, your horse should always stand without being held. A horse is never well broke when he has to be held with a tight rein when mounting; and a colt is never so safe to mount as when you see that assurance of confidence, and absence of fear, which cause him to stand without holding.

#### HOW TO RIDE THE COLT.

When you want him to start, do not touch him on the side with your heel, or do anything to frighten him and make him jump. But speak to him kindly,

and if he does not start, pull him a little to the left until he starts, then let him walk off slowly with the reins loose. Walk him around in the stable a few times until he gets used to the bit, and you can turn him about in every direction and stop him as you please. It will be well to get on and off a good many times until he gets perfectly used to it before you take him out of the stable. After you have trained him in this way, which should not take more than two or three hours, you can ride him anywhere you choose without ever having him jump or make an effort to throw you.

When you first take him out of the stable, be very gentle with him, as he will feel a little more at liberty to jump or run, and be easier frightened than he was while in the stable; but you will nevertheless find him pretty well broke, and will be able to manage him without trouble or danger.

When you first mount a colt, take a little the shortest hold on the left rein, so that if anything frightens him, you can prevent him from jumping by pulling his head around to you. This operation of pulling a horse's head around against his side, will prevent him from jumping ahead, rearing up, or running away. If he is stubborn and will not go, you can make him move by pulling his head around to one side, when whipping him would have no effect. And turning him around a few times will make him dizzy, and then by letting him have his head straight, and giving him a little touch with the whip, he will go along without any trouble.



Never use martingales on a colt when you first ride him; every movement of the hand should go right to the bit in the direction in which it is applied to the reins, without a martingale to change the direction of the force applied. You can guide the colt much better without it, and teach him the use of the bit in much less time. Besides, martingales would prevent you from pulling his head round if he should try to jump.

After your colt has been ridden until he is gentle and well accustomed to the bit, you may find it an advantage, if he carries his head too high or his nose too far out, to put martingales on him.

You should be careful not to ride your colt so far at first as to heat, worry, or tire him. Get off as soon as you see he is a little fatigued; gentle him and let him rest; this will make him kind to you, and prevent him from getting stubborn or mad.

#### TO BREAK A HORSE TO HARNESS.

Take him in a tight stable, as you did to ride him; take the harness and go through the same process that you did with the saddle, until you get him familiar with them, so you can put them on his back and rattle them about without his caring for them. As soon as he will bear them, put on the lines, caress him as you draw them over him, and drive him about in the stable till he will bear them over his hips. The lines are a great aggravation to some colts, and often frighten them as much as if you were to raise a whip over them. As soon as he

is familiar with the harness and lines, take him out and put him by the side of a gentle horse, and go through the same process that you did with the balking horse. Always use a bridle without blinds when you are breaking a horse to harness.

#### HOW TO HITCH A HORSE IN A SULKY.

Lead him to and around it; let him look at it, touch it with his nose, and stand by it until he does not care for it; then pull the shafts a little to the left, and stand your horse in front of the off wheel. Let some one stand on the right side of the horse and hold him by the bit, while you stand on the left side, facing the sulky. This will keep him straight. Run your left hand back and let it rest on his hip, and lay hold of the shafts with your right, bringing them up very gently to the left hand, which still remains stationary. Do not let anything but your arm touch his back, and as soon as you have the shafts square over him, let the person on the opposite side take hold of one of them, and lower them very gently to the shaft bearers. Be very slow and deliberate about hitching; the longer time you take the better, as a general thing. When you have the shafts placed, shake them slightly, so that he will feel them against each side. As soon as he will bear them without scaring, fasten your braces, &c., and start him along very slowly. Let one man lead the horse to keep him gentle, while the other gradually works back with the lines till he can get behind and drive him. After you have driven him in

this way a short distance, you can get into the sulky, and all will go right. It is very important to have your horse go gently when you first hitch him. After you have walked him awhile, there is not half so much danger of his scaring. Men do very wrong to jump up behind a horse to drive him as soon as they have him hitched. There are too many things for him to comprehend all at once. The shafts, the lines, the harness, and the rattling of the sulky, all tend to scare him, and he must be made familiar with them by degrees. If your horse is very wild, I would advise you to put up one foot the first time you drive him.

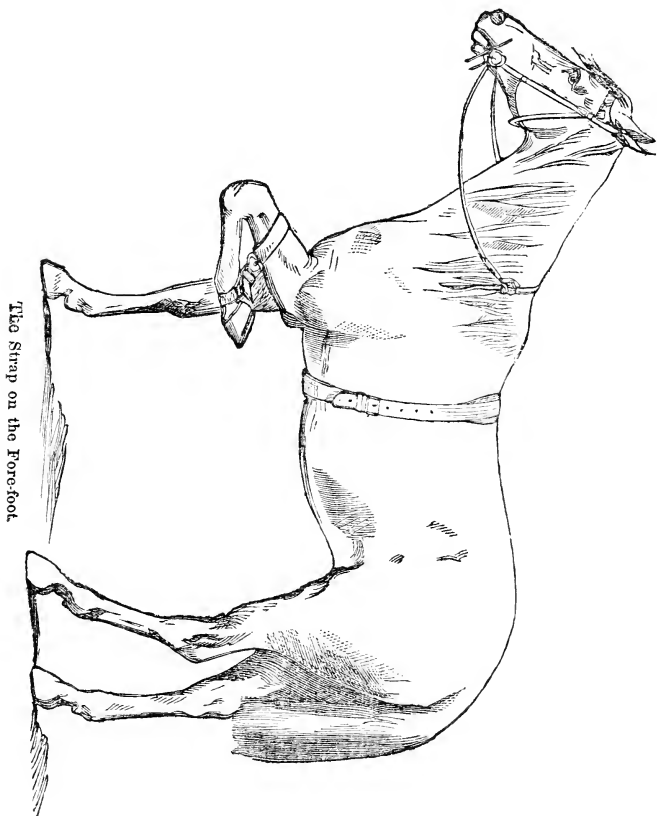
#### TAMING A HORSE WITH VICIOUS HABITS.

Having given full instructions relative to my system of dealing with young colts, I will now proceed to detail the plan of operations for taming or subduing wild or vicious horses. The principles of this method are the same as those in managing colts—kindness and gentleness—but the practice differs. When you desire to subdue a horse that is very wild, or has a vicious disposition, take up one fore-foot and bend his knee till his hoof is bottom upwards, and nearly touching his body; then slip a loop over his knee, and shove it up until it comes above the pastern-joint, to keep it up, being careful to draw the loop together between the hoof and pastern-joint with a second strap of some kind to prevent the loop from slipping down and coming off. This will leave the horse standing on three legs; you can

now handle him as you wish, for it is utterly impossible for him to kick in this position. There is something in this operation of taking up one foot, that conquers a horse quicker and better than anything else you can do to him; and there is no process in the world equal to it to break a kicking horse, for by conquering one member, you conquer, to a great extent, the whole horse.

You can do anything you wish with the horse in this condition, as when he becomes convinced of his incapacity to cope with man, he will abandon all antagonistic demonstrations, and become willing to obey, and generally docile. Operate on your horse in this manner as often as the occasion requires, and you will soon find him as gentle as his nature will permit him to be. By these means the most vicious, uneasy, unruly or fretful horse may be cured, though it depends upon the age and disposition of the animal how long it will take to make him amiable. When you first fasten up a horse's foot, he will sometimes get very mad, and strike with his knee, and try every possible way to get it down; but as he cannot do that, he will soon give up.

Conquering a horse in this manner is better than anything else you could do, and leaves him without any possible danger of hurting himself or you either; for after you have tied up his foot, you can sit down and look at him until he gives up. When you find he is conquered, go to him, let down his foot, rub his leg with your hand, caress him, and let him rest a few minutes; then put it up again. Repeat this a



few times, always putting up the same foot, and he will soon learn to travel on three legs, so that you can drive him some distance. As soon as he gets a little used to this way of traveling, put on your harness and hitch him to a sulky. If he is the worst kicking horse that ever raised a foot, you need not be fearful of his doing any damage while he has one foot up; for he cannot kick, neither can he run fast enough to do any harm. And if he is the wildest horse that ever had harness on, and has run away every time he has been harnessed, you can now hitch him to a sulky and drive him as you please. If he wants to run, you can let him have the lines, and the whip too, with perfect safety; for he can go but a slow gait on three legs, and will soon be tired and ready to stop; only hold him enough to guide him in the right direction, and he will soon be tired and willing to stop at the word. Thus you will effectually cure him at once of any further notion of running off. Kicking horses have always been the dread of everybody; you always hear men say, when they speak about a bad horse, "I don't care what he does, so he don't kick." This new mode is an effectual cure for that worst of all habits. There are plenty of ways by which you can hitch a kicking horse, and force him to go, though he kicks all the time; but this don't have any good effect towards breaking him, for we know that horses kick because they are afraid of what is behind them, and when they kick against it and it hurts them, they only kick the harder; and this will hurt

them still more and make them remember the scrape much longer, and make it still more difficult to persuade them to have any confidence in anything dragging behind them ever after. But by this new method you can harness them to a rattling sulky, plow, wagon, or anything else in its worst shape. They may be frightened at first, but cannot kick or do anything to hurt themselves, and will soon find that you do not intend to hurt them, and then they will not care anything more about it. You can then let down the leg and drive along gently without any further trouble. By this new process a bad kicking horse can be learned to go gentle in harness in a few hours' time.

#### HOW TO MAKE A HORSE LIE DOWN.

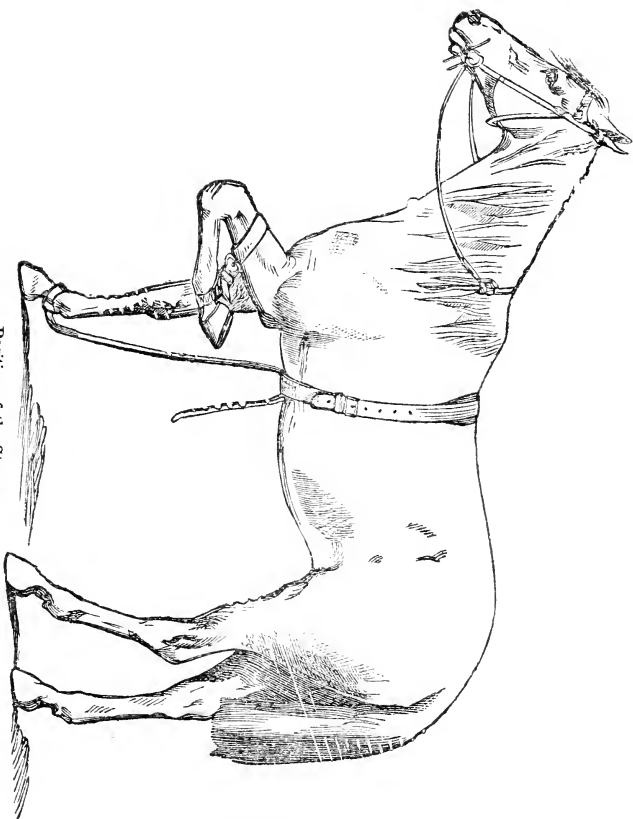
Everything that we want to teach the horse must be commenced in such a way as to give him an idea of what we want him to do, and then be repeated till he learns it perfectly. To make a horse lie down, bend his left fore-leg and slip a loop over it, so that he cannot get it down. Then put a surcingle around his body, and fasten one end of a long strap around the other fore-leg, just above the hoof. Place the other end under the before-described surcingle, so as to keep the strap in the right direction; take a short hold of it with your right hand; stand on the left side of the horse; grasp the bit in your left hand, pull steadily on the strap with your right; bear against his shoulder till you cause him to move. As soon as he lifts his weight, your pulling will

raise the other foot, and he will have to come on his knees. Keep the strap tight in your hand, so that he cannot straighten his leg if he rises up. Hold him in this position, and turn his head towards you; bear against his side with your shoulder, not hard, but with a steady, equal pressure, and in about ten minutes he will lie down. As soon as he lies down, he will be completely conquered, and you can handle him as you please. Take off the straps, and straighten out his legs; rub him lightly about the face and neck with your hand the way the hair lies; handle all his legs, and after he has lain ten or twenty minutes, let him get up again. After resting him a short time, make him lie down as before. Repeat the operation three or four times, which will be sufficient for one lesson. Give him two lessons a day, and when you have given him four lessons, he will lie down by taking hold of one foot. As soon as he is well broken to lie down in this way, tap him on the opposite leg with a stick when you take hold of his foot, and in a few days he will lie down from the mere motion of the stick.

#### RECAPITULATION, AND MINUTE DIRECTIONS.

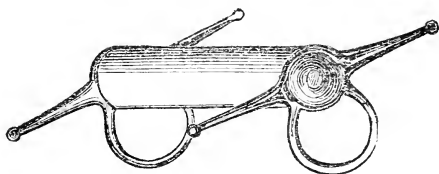
In practicing the foregoing method upon a colt, he should be first accustomed to be handled, and taught to lead easily. In approaching a spiteful or vicious horse, you had better make your advances with a half-opened door between you and him; gradually make his acquaintance, and teach him that you do not care for his open mouth; but a regular biter must be gag-



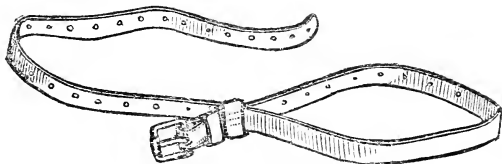


Position of the Straps.

ged with a wooden bit made for the purpose, so large that he cannot close his mouth. Here is the kind of bit to be used :



Of course there is no difficulty in handling the leg of a quiet horse or colt, and by constantly working from the neck down to the fetlock, you may do what you please. But many horses, and even colts, have a most dangerous trick of striking out with their fore-legs. There is no better protection against this than a cart-wheel. The wheel may either be used loose, or the animal may be led up to a cart loaded with hay, when the horse-tamer can work under the cart through one of the wheels, while the colt is nibbling the load.




Strap No. 1.

Having, then, so far soothed a colt that he will permit you to take up his legs without resistance, take the strap No. 1, pass the tongue through the loop under the buckle so as to form a noose, slip it

over the near fore-leg and draw it close up to the pastern-joint, and fasten it as represented in the engraving. But you must not be rash in lifting the leg, and employ but little force in doing so. It is better to wait until he lifts it willingly by the use of gentle means. Do not get out of temper if you have to make a dozen ineffectual attempts to raise it. The near fore-leg being securely strapped, and the horse secured from biting, if necessary, with the wooden bit, (described elsewhere,) you will then make him hop about as before stated. This he will learn to do easily. The trainer must, however, take care to keep behind his horse's shoulder and walk in a circle, or he will be likely to be struck by the animal's head or strapped up leg.

A horse can hop on three legs for two or three miles, if you give him his own time, and no plan that has ever been tried is equal to this for curing a kicking or balky horse. After you have tired him out pretty well in this manner, you proceed to make him lie down, which process requires considerable patience and skill. For this purpose take strap No. 2, and making a loop with it put it round the off fore-leg. With a very quiet horse this can easily be done; with a wild or vicious horse you may have to make him step into it; at any rate, when once the off fore-leg is caught in the noose it must be drawn tight round the pastern-joint. Then put a stout glove on your right hand, pass the strap through the belly part of the surcingle, take a firm short hold of it with your gloved right hand, standing

close to the horse behind his shoulders, and with your left hand take hold of the near rein ; by pulling the horse gently to the near side he will be almost sure to hop ; if he will not, he must be led.



Strap No. 2.

The moment he lifts up his off fore-foot, you must draw up strap No. 2 tightly and steadily. The horse will then go down on his knees, for if you hold the strap tight he will not be able to stretch out his foot again. As soon as a horse recovers from his astonishment at being brought to his knees, he begins to resist ; that is, he rears up on his hind legs, and springs about in a manner that will sometimes alarm the trainer. [See picture of horse struggling on page 39.] During these struggles you must not try your strength against the horse's strength, but merely follow him about, holding the strap just tight enough to prevent him from putting out his off fore-leg. As long as you keep *close to him and behind his shoulders*, you are in very little danger. The bridle in the left hand must be used like steering lines, by pulling to the right or left as occasion requires : the horse, turning on his hind legs, may be



fatigued by being forced to walk backwards. The strap passing through the surcingle keeps, or ought to keep, the trainer in his right place—he is not to pull or in any way fatigue himself more than he can help, but, standing upright, simply follow the horse about, guiding him with the bridle so he will not precipitate himself against the side of the stable or room in which you are exercising him. When held and guided properly, he will soon sink down. Corn-fed horses will hold out longer than grass-fed ones, and the most energetic horse will scarcely struggle

more than ten or fifteen minutes. Usually, at the end of eight minutes' violent struggles, the animal sinks forward on his knees, sweating profusely, with heaving flanks and shaking tail. If he still resists he may be forced by the bit to walk backwards and forwards, but this is generally unnecessary, as by pushing gently at his shoulder, or by pulling steadily the off-rein, you can get him to fall, in the one case on the near side, in the other on the off side; but this assistance should be so slight that the horse will not attempt to resist it. The horse will often make a final spring when you think he is quite beaten; but at length he slides over, and lies down, panting and exhausted, on his side. If he is a pretty spirited animal, take advantage of the moment to tie up the off fore-leg to the surcingle, as securely as the other, in a slip-loop knot.

Now let your horse recover his wind, and then encourage him to make a second fight. It will often be more stubborn and more fierce than the first. The object of this tying-up operation is, that he shall thoroughly exhaust without hurting himself, and that he shall come to the conclusion that it is you who, by your superior strength, have conquered him, and that you are always able to conquer him.

Under the old rough-riding system, the most vicious horses were occasionally conquered by daring men with firm seats and strong arms, who rode and flogged them into subjection; but these conquests were temporary, and usually *personal*; with every stranger, the animal would begin his game again.

The Horse on his Knees.



One advantage of this system is, that the horse is allowed to exhaust himself under circumstances that render it impossible for him to struggle long enough to do himself any harm. It has been suggested that a blood-vessel would be likely to be broken, or apoplexy produced by the exertion of leaping from the hind legs; but, up the present time, no accident of any kind has been reported.

#### TREATMENT OF THE HORSE AFTER HE IS DOWN.

If the horse has fought hard in going down, he will then usually lie perfectly still, and you can gentle him, scrape the sweat off, and rub him down, smoothing the hair of his legs, and drawing the fore one straight out. In this position you have the opportunity of making him perfectly familiar with you, and the more you fondle him and reconcile him to you the better. If you are treating an unbroken colt in this way, you may now mount his back, and thus, by finding out that you mean him no harm, he will learn to submit to being mounted when he stands up. You can also lay a saddle or harness on him and familiarize him with those articles. His head, tail and legs should now be handled with freedom, caressing and talking to him all the while. If he has hitherto resisted shoeing, handle all his legs with a view to accomplish it, and if he attempts to resist, continue until you subdue him, speaking to him with a voice of authority. If he is a bad kicker you may be obliged to confine his fore-legs; and with those tied, you may spend an hour in



The Horse Prostrated.



handling his legs, tapping the hoofs with your hand or a hammer—all this to be done in a firm, measured, soothing manner; only now and then, if he resist, crying, as you paralyze him with the ropes, “Wo!” in a determined manner. It is by this continual soothing and handling that you establish confidence between the horse and yourself. After patting him as much as you deem needful, say for ten minutes or a quarter of an hour, you may encourage him to rise. Some horses will require a good deal of helping, and it may be necessary to draw out their fore-legs before them. The handling of the limbs of colts in this condition, particularly requires caution. A colt tormented by flies, will kick forward nearly up to the fore-legs. If a horse, unstrapped, attempts to rise, you may easily stop him by taking hold of a fore-leg and doubling it back to the strapped position. If by chance he should be too quick, don’t resist, for it is an essential principle of this system never to enter into a contest with a horse unless you are certain to be victorious. In all these operations you must be calm, and never be in a hurry, or in a passion.

The principle established by this mode of treatment is that you show no violence to frighten the horse, and yet you force him to submit to your will, caressing him when he assents and gently forcing him when he does not. Repeated lessons will convince the most vicious horse that you are his master, and your gentle caresses consequent on his submission will at the same time give him confidence in

you. It has been suggested that a novice should begin his practice on a gentle horse that he can handle at pleasure, and the plan is a good one. He may thus become familiar with the process before trying it, in earnest, on a vicious or unbroken animal.

A singular fact in illustration of the beauty of this treatment of refractory horses is mentioned in an English periodical. A beautiful gray mare, which had been fourteen years in the band of one of the Life Guards regiments, and consequently at least seventeen years old, would never submit quietly to have her hind-legs shod; the farriers had to put a twitch on her nose and ears, and tie her tail down: even then she resisted violently. After three days' treatment similar to that above described, she was easily shod with her head loose. And this was not done by a trick, but by proving to her that she could not resist even to the extent of an inch, and that no harm was intended her.

#### HOW TO MANAGE BALKY HORSES.

Horses know nothing about balking until they are forced into it by bad management. When a horse balks in harness, it is generally from some mismanagement, excitement, confusion, or from not knowing how to pull, but seldom from any unwillingness to perform all that he understands. High-spirited free-going horses are the most subject to balking, and only so because drivers do not properly understand how to manage this kind. A free horse in a team may be so anxious to go, that when he hears the

word he will start with a jump, which will not move the load, but give him so severe a jerk on the shoulders that he will fly back and stop the other horse. The teamster will continue his driving without any cessation, and by the time he has the slow horse started again, he will find that the free horse has made another jump, and again flown back. And now he has them both badly balked, and so confused that neither of them knows what is the matter, or how to start the load. Next will come the slashing and cracking of the whip, and hallooing of the driver, till something is broken, or he is through with his course of treatment. But what a mistake the driver commits by whipping his horse for this act! Reason and common sense should teach him that the horse was willing and anxious to go, but did not know how to start the load. And should he whip him for that? If so, he should whip him again for not knowing how to talk. A man that wants to act with reason should not fly into a passion, but should always think before he strikes. It takes a steady pressure against the collar to move a load, and you cannot expect him to act with a steady, determined purpose while you are whipping him. There is hardly one balking horse in five hundred that will pull truly from whipping: it is only adding fuel to fire, and will make him more liable to balk another time. You always see horses that have been balked a few times, turn their heads and look back as soon as they are a little frustrated. This is because they have been whipped, and are afraid of what is behind

them. This is an invariable rule with balky horses, just as much as it is for them to look around at their sides when they have the bots; in either case they are deserving of the same sympathy, and the same kind of rational treatment.

When your horse balks, or is a little excited, or if he wants to start quickly, or looks around and don't want to go, there is something wrong, and he needs kind treatment immediately. Caress him kindly, and if he don't understand at once what you want him to do, he will not be so much excited as to jump and break things, and do everything wrong through fear. As long as you are calm, and can keep down excitement of the horse, there are ten chances to have him understand you, where there would not be one under harsh treatment; and then the little *flare up* would not carry with it any unfavorable recollections, and he would soon forget all about it, and learn to pull true. Almost every wrong act the horse commits is from mismanagement, fear or excitement; one harsh word will so excite a nervous horse as to increase his pulse ten beats in a minute.

When we remember that we are dealing with dumb brutes, and reflect how difficult it must be for them to understand our motions, signs and language, we should never get out of patience with them because they don't understand us, or wonder at their doing things wrong. With all our intellect, if we were placed in the horse's situation, it would be difficult for us to understand the driving of some

foreigner, of foreign ways and foreign language. We should always recollect that our ways and language are just as foreign and unknown to the horse as any language in the world is to us; and should try to practice what we could understand were we the horse, endeavoring by some simple means to work on his understanding rather than on the different parts of his body. All balked horses can be started true and steady in a few minutes' time; they are willing to pull as soon as they know how; and I never yet found a balked horse that I could not teach to start his load in fifteen, and often in less than three minutes' time.

Almost any team, when first balked, will start kindly if you let them stand five or ten minutes, as though there was nothing wrong, and then speak to them with a steady voice, and turn them a little to the right or left so as to get them both in motion before they feel the pinch or the load. But if you want to start along a team that you are not driving yourself, that has been balked, fooled, and whipped for some time, go to them and hang the lines on their hames, or fasten them to the wagon, so that they will be perfectly loose; make the driver and spectators, if there are any, stand off some distance to one side, so as not to attract the attention of the horses; unloose their check reins, so that they can get their heads down, if they choose; let them stand a few minutes in this condition, until you can see that they are a little composed. While they are standing you should be about their heads gentling

them ; it will make them a little more kind, and the spectators will think you are doing something that they do not understand, and will not learn the secret. When you have them ready to start, stand before them, and as you seldom have but one balky horse in a team, get as near in front of him as you can, and if he is too fast for the other horse, let his nose come against your breast ; this will keep him steady, for he will go slow rather than run on you ; turn them gently to the right, with the wagon ; have it stand in a favorable position for starting out, letting them pull on the traces as far as the tongue will let them go ; stop them with a kind word, gentle them a little, and turn them back to the left, by the same process. You will have them under your control by this time, and as you turn them again to the right, steady them in the collar, and you can take them where you please.

There is a quicker process that will generally start a balky horse, but not so sure. Stand him a little ahead, so that his shoulder will be against the collar, and then take up one of his fore feet in your hand, and let the driver start them, and when the weight comes against his shoulders, he will try to stop—then let him have his foot, and he will go right along. If you want to break a horse from balking that has long been in that habit, you ought to set a day apart for that purpose. Put him by the side of some steady horse ; have check lines on them ; tie up all the traces and straps, so that there will be nothing to excite them ; do not rein them

up, but let them have their heads loose. Walk them about together for some time as slowly and lazily as possible; stop often and go up to the balky horse and gentle him, but keep him just as quiet as you can. He will soon learn to start off at the word, and stop whenever you tell him.

As soon as he performs right, hitch him to an empty wagon. It would be well to shorten the stay chain behind the steady horse, so that if it is necessary he can take the weight of the wagon the first time you start them. Do not drive but a few rods at first; watch your balky horse closely, and if you see that he is getting excited, stop him before he stops of his own accord, caress him a little, and start again. As soon as they go well, drive them over a small hill a few times, and then over a large one, occasionally adding a little load. This process will make any horse true to pull.

#### CHOKING, A MEANS OF SUBDUING THE HORSE.


This is another method of conquering a skittish, stubborn or refractory horse. It is resorted to in cases where the measures before described fail to produce the desired effect. The principles on which the plan of choking are based, are, that you must make a powerful appeal to the intelligence of the animal by physical means before you can subdue him. Now we know that most animals, in fighting, seize each other by the throat, and that a dog thus held by his antagonist for a few minutes, on being released, is often so thoroughly cowed that no human



artifice can induce him to again resume the unequal contest. It is, then, reasonable to suppose that choking will have a similar effect on the horse. When it can be done without injuring the animal, it is an easy mode of subduing him, for by its operation he becomes docile, and will thereafter receive any instruction which he can be made to understand. Teaching the horse, by this means, to lie down at our bidding, tends to keep him permanently gentle towards man, for it is a perpetual reminder of his subdued condition.

It requires a good deal of practice to tame a horse successfully by choking; also a nice judgment to know when he is choked sufficiently, as there is a bare possibility that he might get more than would be good for him. We advise persons not perfectly familiar with a horse to resort rather to the strapping and throwing-down process, unless the animal to be operated upon is so vicious and intractable that he cannot be cured by it. It is the fault of most people who have owned a horse to imagine that they are experts in his management; while, on the contrary, many professional horsemen are the very worst parties to attempt his subjugation.


In practicing the choking process, retire with the animal to be operated upon into a close stable, with plenty of litter upon the floor (tanbark or sawdust is preferable). In the first place fasten up the left fore-leg with strap No. 1, (p. 36,) in such a manner that it will be permanently secured. Then take a broad strap with a buckle, or buckle-frame at the end, and



pass it around the neck just back of the jaw-bone, in the position given in the engraving. Draw the strap as tight as possible, so tight as to almost arrest the horse's breathing. The strap must not be buckled, but held in this position to prevent slipping back. The animal will struggle for a few minutes, when he will become perfectly quiet, overpowered by a sense of suffocation; the veins in his head will swell; his eyes lose their fire; his knees totter and become weak; a slight vertigo will ensue, and he will grow gradually exhausted. By now backing him around the stable, he will come down on his knees, in which position it is an easy matter to push him on his side, when his throat should be released. You must now operate with the horse in the same manner as described after getting him down by straps. Speak kindly to him, rub him gently the

way the hair lies, fondle him in various ways, and he will be completely subdued. You should not attempt to fondle him, however, until you are satisfied that he has got over the excitement which the choking caused in him. It is only necessary in extreme cases to repeat the operation of choking, as no horse can effectually resist its terrible effects.

It should be constantly borne in mind that the operator must not be boisterous or violent, and that the greatest possible degree of kindness is absolutely essential. When the horse is prostrate he should be soothed until his eyes show that he has become perfectly tranquil.



Another process of choking is described by the above engraving. After tying up your horse to the manger, make friends with him by some one of the coaxing processes heretofore given, and when you get him in thorough good humor with you, begin the

choking by seizing him on the throat near the jaw, at the same time holding on to his mane with your left hand. When you have exhausted him sufficiently, let go the mane and rap him gently on the fore-legs until he lies down; or you may touch him with your foot instead. After he is down, rub him gently, speak kindly to him, and as soon as he is properly composed, fondle and caress him.

#### GENERAL RULES, AND REMARKS.

In taming the horse either by choking or any of the other processes here given, the following rules should be observed: First—When forcing down the horse in either of the ways described, be careful of his neck. Do not let him fall upon that, or he may break it, as the spine of the horse is easily broken. Second—Do not force him down violently under any circumstances. The way to get him down is by patiently choking him and waiting until he goes down easily and from sheer exhaustion. Thirdly—Keep him very quiet by stroking or patting him with your hand in a gentle and delicate manner, until he is entirely over the excitement which your operations have caused in him. You can generally tell when he is appeased by the expression of his eyes. Fourthly—In backing the horse, never use violence. Hold the halter and off rein in your left hand, while managing him to bring him down.

In teaching a horse to follow you, and in curing him of kicking or biting, or balking, or indeed any

bad habit, the choking operation is resorted to with equal success as in the case of taming or breaking. If he continues stubborn, you have only to repeat the operation, giving him one or two lessons a day, and in a short time he will be perfectly subdued. A young horse learns to obey quicker than an older one. When you get a horse down by any of the processes we have mentioned, a quarter of an hour or twenty minutes is ample time to keep him prostrate for the purpose of subjugation. Breathing into a horse's nostrils when he is down is practiced by some horse-tamers, and this is undoubtedly a soothing operation, as it brings you into close contact with the animal, thus giving him an opportunity of examining you with his nose—a process peculiar to horses. You should always litter your stable well when you perform these operations of flooring the horse. Clean straw or tanbark, or anything to make a soft stable bottom will answer.

#### HOW TO MAKE A HORSE FOLLOW YOU.

Turn him out into a large stable or shed, where there is no chance to get out, with a halter or bridle on. Go to him and gentle him a little; take hold of the halter and turn him towards you, at the same time touching him lightly over the hips with a long whip. Lead him the length of the stable, rubbing him on the neck, saying, in a steady tone of voice, as you lead him, "Come along, my boy!" or use his name instead of my boy, if you choose. Every time you turn, touch him slightly with the whip, to make

him step close up to you, and then caress him with your hand. He will soon learn to hurry up to escape the whip, and be caressed, and you can make him follow you around without taking hold of the halter. If he should stop and turn from you, give him a few sharp cuts about the hind legs, and he will soon turn his head towards you, when you must always caress him. A few lessons of this kind will make him run after you, when he sees the motion of the whip—in twenty or thirty minutes he will follow you around the stable. After you have given him two or three lessons in the stable, take him in a small lot and train him; and from thence you can take him into the road, and make him follow you anywhere, and run after you.

#### TO MAKE A HORSE STAND WITHOUT HOLDING.

After you have well broken him to follow you, stand him in the center of the stable—begin at the head to caress him, and gradually work backwards. If he moves, give him a cut with the whip, and put him back to the same spot from where he started. If he stands, caress him as before, and continue gentling him in this way until you can get around him without making him move. Keep walking round him, increasing your pace, and only touch him occasionally. Enlarge your circle as you walk around, and if he then moves, give him another cut with the whip, and put him back to his place. If he stands, go to him frequently and caress him, and then walk round him again. Do not keep him in

one position too long at a time, but make him come to you occasionally, and follow you around the stable. Then stand him in another place, and proceed as before. You should not train him more than half an hour at a time.

#### TO PREVENT A HORSE FROM SCARING.

This process is very simple. Whenever a horse scares at objects on going along the road, always stop him, and let him face the object. Lead him slowly towards it, and let him touch it with his nose. Take the pains to do this on every occasion, and it will soon break him entirely. If your horse is frightened at an umbrella, you can soon learn him to be used to that. Go into the stable with him, and first let him look at the umbrella before it is opened—let him touch it with his nose. Open it a little way, and then let him see it, and finally open it wide. By ordinary patience you can soon learn the horse to have the umbrella opened suddenly in his face, without his being afraid of it. By a similar treatment you can break any horse from scaring at almost anything that may look frightful to him. If you wish to make a trial of this theory, just take a horse into the stable, and let him examine the frightful object a few minutes, after his mode of examining things, and you will be perfectly satisfied. There is a singular fact connected with taming the horse that I would have never believed if I had not tried it. If you accustom him to any particular object by showing it to him on one side, only, he will

not be afraid when he sees it with the eye on that side, but he will be afraid if you approach him with it on the other side. It is therefore necessary to pacify him on both sides in all cases. After you have accustomed him to the umbrella, or whatever you may wish to make him familiar with, on his right side, repeat the operation on the left side in the same manner as if you had not approached him at all.

#### BLINDS, OR BLINKERS.

All my experience with and observation of horses, proves clearly to me that blinkers should never be used, and that the sight of the horse, for many reasons, should not be interfered with in any way. Horses are only fearful of objects which they do not understand, or are not familiar with, and the eye is one of the principal mediums by which this understanding and this familiarity are brought about. The horse, on account of his very amiable nature, can be made in the course of time to bear almost anything in any shape; but there is a quicker process of reaching his intelligence than that of wearing it into him through his skin and bones. However wild or nervous a horse may be, he can be taught in a very short time to understand and not to fear any object, however frightful in appearance. Horses can be broken in less time, and better, without blinkers; but horses that have always worn them will notice the sudden change, and must be treated carefully the first drive. After that they will drive better with-



out the blinkers than with. I have proved by my own experiments that a horse broken without blinkers can be driven past any omnibus, cab or carriage, on a parallel line as close as it is possible for him to go, without ever wavering or showing any disposition to dodge. I have not in the last eight or ten years, constantly handling horses, both wild and nervous, ever put blinkers on any of them, and in no case have they ever shied at passing objects.

The horse's eye is the life and beauty of the animal, as well as the index of all his emotions. It tells the driver, in the most impressive characters, what the horse's feelings are. By it he can tell the first approach of fear in time to meet any difficulty; he can tell if he is happy or sad, hungry or weary. The horse, too, when permitted to see, uses his eyes with great judgment. He sees better than we do. He can measure distances with his eyes better than we can, and, if allowed free use of them, would often save himself, by the quickness of his sight, from collisions when the driver would fail to do so by a timely pull of the reins. It would also save many accidents to pedestrians in the streets, as no horse will run on to any person that he can see. Blinkers are rapidly going out of use in the United States, and I have yet to find the man who, having once left them off, could ever be persuaded to put them on again. They are an unnecessary and injurious incumbrance to the horse, and in years hence will be a thing to be read of as one of the follies happily reformed in the nineteenth century.

## RULES TO BE OBSERVED IN FEEDING.

Never give a horse whole grain. By bruising it, and wetting it with soft water, you save thirty per cent. of its nutritious effects. Steam it in preference to wetting, if you have facilities for doing so. Feed your horse two hours before he begins his day's work. Give him the largest feed at night. Never tie him up to a rack; it is cruel to thus prevent a horse from lying down when he is tired. The best way is to take away your rack altogether, and arrange your stable so as to make it unnecessary to tie up the horse. The stable should always be dry and well littered. Never give your horse hard water to drink, if soft water is to be had. If you cannot get soft water, draw the hard water out of the well two hours before you let him drink it. Beans should be full a year old before they are fit to feed to horses; they should be bruised, the same as grain, not ground. Youatt recommends for horse feed, the following mixture: Cut hay, two parts; cut straw, three parts—add to this a quantity of bruised beans, oats, or other grain—wet the whole with soft water, and mix it well. Do not feed your horse too much hay, as it is not only a waste of provender, but when he is put to work with an overloaded stomach it endangers his wind. If left to pull hay out of the rack at pleasure, a horse will eat and waste some thirty pounds a day, whereas, by cutting up his hay and mixing it with other feed, as above described, ten pounds is an ample abundance for twenty-four

hours. Horses, when worked, should be fed three or four times a day with a mixture of hay, straw and grain, as above described. Give them their food in the manger, and be careful that it is sweet and clean. By following these rules, your horses will always be in good condition—will not have that swelled belly so peculiar to animals who are allowed to fill their stomachs with hay—and will usually enjoy good health.

#### RULES FOR PURCHASING A HORSE.

When you are looking to purchase a horse, first examine the eyes well. The best judges are sometimes deceived in the eyes, therefore you cannot be too careful. *Clearness of the Eyes* is a sure indication of their goodness; but this is not all that should be attended to: the eyelids, eyebrows, and all the other parts, must also be considered; for many horses whose eyes appear clear and brilliant, go blind at seven or eight years old. Therefore be careful to observe whether the parts between the eyelids and the eyebrows are free from bunches, and whether the parts round the under eyelids be full, or swelled; for these are indications that the eyes will not last. When the eyes are remarkably flat, or sunk within their orbits, it is a bad sign; also when they look dead and lifeless. The *iris*, or circle that surrounds the sight of the eye, should be distinct, and of a pale, variegated, cinnamon color, for this is always a sure sign of a good eye, and it adds beauty to the appearance of the animal.

In the next place, examine the *Teeth*, as you would not wish to purchase an old horse, nor a very young one for service.

The *Feet* should next be regarded; for a horse with bad feet is like a house with a weak foundation, and will do little service. The feet should be smooth and tough, of a middle size, without wrinkles, and neither too hard and brittle, nor too soft; the *Heels* should be firm, and not spongy and rotten; the *Frogs* horny and dry; the *Soles* somewhat hollow, like the inside of a dish or bowl. Such feet will never disappoint your expectations, and such only should be chosen.

Particular regard should be had to the *Shoulders*; they should not be too much loaded, for a horse with heavy shoulders can never move well; and on the other hand, one that has very thin shoulders, and a narrow chest, though he may move briskly so long as he is sound, yet he is generally weak, and easily lamed in the shoulders; a medium should therefore be chosen.

The *Body*, or *Carcass*, should neither be too small nor too large. The *Back* should be straight, or have only a moderate sinking below the Withers: for when the back of a horse is low, or higher behind than before, it is both very ugly and a sign of weakness. The back should also be a proper length. The *Ribs* should be large, the *Flanks* smooth and full, and the *Hind-parts*, or *uppermost Haunches* not higher than the shoulders. When the horse trots before you, observe if his haunches cover his

fore-knees. A horse with a short hind-quarter does not look well.

The next thing to be regarded in a horse is his *Wind*, which may be easily judged of by the motion of his flanks. A broken-winded horse also pinches in his flanks, with a very slow motion, and drops them suddenly, which may be easily perceived. Many horses breathe thick that are not broken-winded ; indeed, any horse will in foggy weather, or if foul fed, without sufficient exercise ; but if a horse has been in good keeping, and had proper exercise, and yet has these symptoms, there is some defect, either natural or accidental ; such as a narrow chest, or some cold that has affected the lungs.

There are other particulars that should be observed in choosing a horse. If his *Head* be large and fleshy, and his *Neck* thick and gross, he will always go heavy on the hand, and therefore such should never be chosen. A horse that has his *Hocks* very wide, seldom moves well, and one that has them too near will chafe and cut his legs by crossing them. *Fleshy-legged* horses are generally subject to the Grease, and other infirmities of that kind, and therefore should not be chosen.

The *Temper* of a horse should be particularly attended to. Avoid a fearful horse, which you may know at first sight by his starting, crouching, or creeping, if you approach him. A hot and fretful horse is also to be avoided, but the buyer should be careful to distinguish between a hot, fretful horse, and one that is eager and craving. The former be-

gins to fret the moment he is out of the stable, and continues in that humor till he has quite fatigued himself; and the latter only endeavors to be foremost in the field, and is truly valuable; he has those qualities that resemble prudence and courage; the other those of intemperate heat and rashness.

A horse that goes with his fore feet low is very apt to stumble; and there are some that go so near the ground that they stumble most on even roads; and the dealers, to remedy to this, put heavy shoes on their feet, for the heavier a horse's shoes are, the higher he will lift his feet. Care also should be taken that the horse does not cut one leg with the other. A horse that goes near the ground will cut the low side of the fetlock joint, but one that goes high cuts below the knee, which is called the *speedy cut*. A horse that lifts his feet high, generally trots fast, but is not the easiest for the rider. Some horses cut with the spurn of the foot, and some with the heel; but this you may soon perceive by their standing; for if a horse points the front of his foot inward, he cuts with the spurn, and if outward, with the heel.

These few instructions may be of use in purchasing horses; but I advise every one to get some experimental knowledge of them before he trusts to his own judgment, for the dealers have so many arts to hide the defects of their horses, that the best judges are often deceived.

KNOWLSON'S  
COMPLETE FARRIER  
AND  
HORSE DOCTOR.

## INDEX TO CONTENTS.

---

<p>Back Sinews, sprain in.....46</p> <p>Bladder, disorders of.....29</p> <p>Blood Spavin.....51</p> <p>Bone Spavin.....50</p> <p>Bots and Worms.....11</p> <p>Broken Wind.....22</p> <p>Bruises of the Withers.....58</p> <p>Coffin Joint, sprain in.....46</p> <p>Cold, remedy for.....3</p> <p>Colic, or Gripes.....7</p> <p>Colic, Flatulent or Windy.....7</p> <p>Colic, Bilious or Inflammatory... 9</p> <p>Convulsions.....16</p> <p>Corb.....52</p> <p>Cough and Asthma.....5</p> <p>Crown Scab, the.....62</p> <p>Cup-Bone, lameness in the.....48</p> <p>Farcy, or Farcin.....37</p> <p>Farcy, the Water.....41</p> <p>Feet, hurts in the.....56</p> <p>Fevers.....17</p> <p>Fever, a Compound.....19</p> <p>Fistula, or Bruises of the Withers 58</p> <p>Founders.....42</p> <p>Girth-Galls, Plushes, &amp;c.....59</p> <p>Glanders, the.....54</p> <p>Grease, the.....60</p> <p>Gripes, the Dry.....10</p> <p>Gripes, or Colic.....7</p> <p>Hidebound, the.....35</p> <p>How to Manage a Horse on a Journey.....62</p> <p>Hurts in the Feet.....56</p> <p>Imposthumes.....54</p> <p>Intestines, disorders of.....27</p> <p>Jaundice, or Yellowws.....13</p> <p>Journey, how to manage on a...62</p>	<p>Kidneys and Bladder, disorders of 29</p> <p>Knees, sprain in.....47</p> <p>Lameness in the Stifle.....47</p> <p>Lameness in the Cup-Bone.....48</p> <p>Mallenders and Sallenders.....52</p> <p>Mange, the.....35</p> <p>Moulten Grease.....32</p> <p>Pasterns, sprain in.....47</p> <p>Poll Evil.....43</p> <p>Plushes from Saddles.....59</p> <p>Remedy for a Cold.....3</p> <p>Ring-Bone.....52</p> <p>Sallenders.....52</p> <p>Scouring.....27</p> <p>Scratches.....61</p> <p>Spavin, Bone.....50</p> <p>Spavin, Blood or Bog.....51</p> <p>Sprain in the Back.....44</p> <p>Sprain in the Shoulder.....45</p> <p>Sprain in the Coffin Joint.....46</p> <p>Sprain in the Back Sinews.....46</p> <p>Sprains in the Knees and Pasterns 47</p> <p>Stag Evil.....16</p> <p>Stifle, lameness in the.....47</p> <p>Strangles, the.....52</p> <p>Surfeit.....33</p> <p>Swellings and Impostumes.....54</p> <p>Twitter-Bone.....57</p> <p>Warbles, Girth-Galls, &amp;c.....59</p> <p>Water Farcy, the.....41</p> <p>Whirlbone, lameness in the.....48</p> <p>Windgalls.....60</p> <p>Wind, a Broken.....22</p> <p>Withers, bruises of.....58</p> <p>Worms and Bots.....11</p> <p>Wounds.....55</p> <p>Yellowws, the.....13</p>
--	--



# THE COMPLETE FARRIER,

OR,

## HORSE DOCTOR.

-----

### Remedy for a Cold.

People not much accustomed to study the diseases of horses, look upon a cold as a trivial matter. But they should bear in mind that nearly the whole of the disorders to which this noble animal is liable, derive their origin from a Cold. The causes of Colds are various, but the most usual one is riding the horse until he is hot, and then suffering him to stand still exposed to the cold air; removing him from a hot stable to a cold one: if the horse has been high-fed, and clothed, the cold contracted in this manner often proves very violent; and this is the reason why horses often catch a severe cold on their first coming out of the dealer's hands: neglecting to rub him properly down, and to rub the sweat carefully off when he comes in from a journey; and I have known grievous disorders brought on by removing horses into a new stable before the walls and plastering were dry. Workmen are often in fault for not leaving air-holes above; as when a horse comes into a new stable, and gathers heat, it will cause the walls and plastering to sweat very much, especially if there are no air-holes left. Many a horse has lost his eyes, and some their lives, by being put into new stables before they were dry.

**SYMPTOMS.**—When a horse has caught a cold, a cough will follow, and he will be heavy and dull in proportion to the severity of the disease: his eyes will be watery; the kernels about his ears, and under his jaws, will swell, and a thin, mucous gleet will run from his nose. If the cold be violent, the horse will be feverish; his flanks will heave, and he will refuse his food. The owners should be very careful to observe these last symptoms, because when they appear, and are attended with a slimy mouth, cold ears and feet, moist eyes, and a great inward soreness, there is danger of a fever, and generally of a malignant kind. But when the horse coughs strongly, and snorts after it, eats scalded bran, and drinks warm water, moves briskly in his stall, dungs and

stales freely, and without pain, his skin feels kindly, and his coat does not stare, there is no danger, nor any occasion for medicine. You should, however, bleed him, keep him warm, give him some feeds of scalded bran, and let him drink warm water.

**THE CURE.**—If the horse feels hot and refuses his meat, it will be necessary to bleed him plentifully, and to give the following drink :

2 ounces of Juice of Liquorice.  
2 ounces of Salt of Tartar.  
2 drams of Saffron.  
2 ounces of Honey.

Cut the juice small, dissolve all together in hot water, and give it nearly cold. This drink may be repeated as occasion requires, but let twenty-four hours elapse first. Or give

4 ounces of Aniseeds.  
2 ounces of Liquorice Root.  
1 ounce of Gum Scammony.  
1 ounce of Nitre.

Boil these together in three pints of water for ten or twelve minutes ; strain the liquor through a cloth ; and add two ounces of honey to it when you give it to the horse.

The following ball, commonly called *The Cordial Ball*, is one of the best yet found out for coughs or colds. Be careful to get your drugs good, for this ball is of great worth in many diseases ; and few things will remove a cough or cold, or clear a horse's wind, sooner or better :

Take 4 ounces of Aniseeds Powder.  
4 ounces of Fenugreek.  
4 ounces of Liquorice Powder.  
4 ounces of Elecampane Powder.  
4 ounces of Flour of Brimstone.  
6 ounces of Grains of Paradise, in fine powder.  
4 ounces of Liquorice, cut small, and dissolved in White Wine.  
1 ounce of Saffron, pounded small.  
1 ounce of Oil of Aniseeds.  
8 ounces of Olive Oil.  
8 ounces of Honey

Bray them all well together till they come into paste, and if they should be too dry, add a little more olive oil and honey. The dose is about two ounces, and may be given three or four times a day, if needful. These balls, consisting of warm, opening ingredients, are of great use ; and given in small quantities, about the size of a pullet's egg, will encourage a free perspiration ; but in case of a Fever, they should be given with the greatest caution.

It will be of great use to put scalding-hot bran into the manger, that the horse may hold his head over it, and receive

the steam up his nostrils, which will cause a running from them, and relieve him very much. I have known asarabacca, dried and rubbed to powder, and blown up the nostrils, to cause a discharge; for when a horse has caught a violent cold, he is often troubled with a pain in his head, which a good discharge at the nose is very likely to cure. For the same purpose the horse should be warmly clothed, especially about the head, neck, and throat, as it has a tendency to promote a running at the nostrils.

By this simple method, with proper care, hot mashes, and warm water, most colds may be cured; and as soon as the horse begins to feed heartily, and snorts after coughing, an hour's exercise every day will greatly hasten the cure. If the legs swell, and the horse be full of flesh, rowels are necessary.

### A Cough, and Asthma.

Among all diseases to which this noble creature is subject, none has given more perplexity to Farriers than a settled Cough; indeed it too often defies all the attempts of art, and the horse frequently becomes *Asthmatical*, or *Broken-winded*.

CAUSES.—The causes are various. Sometimes it is owing to colds imperfectly cured; sometimes to pleurisies, or malignant fevers, which have left a taint upon the lungs or other vessels; sometimes to small eruptions in the glands, which cause the lungs to be much larger than they ought to be, and a quantity of phlegm, and mucilaginous juices, which stuff up the glands and branches of the windpipe; and sometimes to fleshy substances engendered in the large blood vessels; for all these things hinder a free respiration, and excite a cough. It is of the utmost importance to distinguish one kind of cough from another, and this makes the disorder so hard to cure: for it can not be cured till the seat of the complaint be found out.

If the cough be of long standing, attended with a loss of appetite, wasting of flesh, and weakness, it denotes a Consumption; and that the lungs are full of knotty, hard substances, called tubercles. When a cough proceeds from phlegm, and mucilaginous matter, stuffing up the vessels of the lungs, the flanks have a sudden, quick motion; the horse breathes quick, but not with his nostrils distended like one that is broken-winded; his cough is sometimes moist, and sometimes dry and husky; before he coughs he wheezes, and sometimes throws out of his nose or mouth large pieces

of white phlegm, especially after drinking, and this discharge generally gives very great relief.

CURE.—If the horse be full of flesh, take from him a moderate quantity of blood. The next day give him scalded bran, and in the evening the following ball :

- 1 ounce of Powder of Aniseeds.
- 1 ounce of Licorice Powder.
- 1 dram of Calomel, 8 drams to an ounce.

Work them into a ball with Barbadoes tar. Give this ball the last thing at night, and be careful to keep the horse out of wet, and from cold water the next day. On the second morning give the following purge :

- 1 ounce of Barbadoes Aloes.
- 1 ounce of Castile Soap.
- $\frac{1}{2}$  ounce of Powdered Ginger.
- 1 dram of Oil of Aniseeds.

Bray them together in a mortar, with a little syrup of buckthorn to make them into a ball, which is to be given in the morning, and plenty of warm water, and walking exercise, till it be wrought off. It will not work the first day. In three days after, give six ounces of the Cordial ball in a little warm ale, fasting, and to fast two hours after. Repeat the Calomel ball, physic, and Cordial ball, six days after, in the same manner as before. Let the horse's hay be sweet, and his manger-meat scalded bran, with a spoonful of honey in each feed : let him have walking exercise in the open air, but be careful of wet, and of cold water.

When this course has been pursued two or three times, give two or three ounces of the Cordial ball every morning. The above method will remove most Coughs, but if it fail, try the following :

- 1 ounce of Gum Ammoniacum, in fine powder.
- $\frac{1}{2}$  ounce of Gum Galbanum, in powder.
- 2 drams of Saffron, brayed.
- 2 drams of Assafœtida, in powder.

Work them up with honey, or Barbadoes tar, into one ball ; roll it in licorice powder, and give it fasting, and to fast two hours after. This ball must be given every morning, for six or seven times, before it can have a fair trial. In the cure of this disease, the diet should be very moderate, the usual quantity of hay should be abridged, and sprinkled with water, and the usual allowance of grain and water divided into several portions ; for with these regulations in diet the disease will soon be cured ; and where it is incurable, the horse will be so far recovered as to be able to do a great deal of work.

It may not be improper here to add that some young horses are subject to coughs when cutting their teeth, and their eyes are also affected from the same cause. In these cases always bleed, and if the cough be obstinate, repeat it, and give warm mashs, which are often sufficient alone to remove the complaint. When young horses have a cough that is caused by worms, as is often the case, such medicines must be given as are proper to destroy those vermin. [See Worms.]

### The Colic, or Gripes.

The Colic proceeds from various causes; therefore the method of cure varies; for otherwise the medicines intended to cure it may increase it, and perhaps render it fatal. We shall, therefore, divide this disorder into three different species, and endeavor to give such plain directions for managing each, as can not fail to prove very beneficial. The three species are these:—1. The Flatulent, or Windy Colic; 2. Bilious, or Inflammatory Colic; 3. The Dry Gripes.

#### The Flatulent, or Windy Colic.

**SYMPTOMS.**—The horse is very restless, lying down and starting up again. He strikes his belly with his hind feet, stamps with his fore feet, and refuses his meat. When the pain is violent, he has convulsive twitches; his eyes are turned up, and his limbs stretched out, as if dying; and his ears and feet alternately cold; he falls into profuse sweats, and then into cold damps; often tries to stale, and turns his head frequently to his flanks; he then falls down, rolls about, and often turns on his back. This last symptom proceeds from a stoppage of urine, which generally attends this species of colic, and may be increased by a load of dung pressing on the neck of the bladder.

**CAUSES.**—This disease often proceeds from catching cold by drinking cold water when hot, and the perspirable matter is by that means thrown upon the bowels, which causes them to distend violently, and sometimes brings on an inflammation in the small intestines, when the body begins to swell, and the cure is despaired of.

**CURE.**—The first thing to be done is to empty the straight gut with a small hand dipped in oil. This frequently gives room for the wind, before confined in the bowels, to discharge itself; and, by taking off the weight that pressed upon the neck of the bladder, the suppression of urine is removed,

upon which the horse immediately stales, and becomes much easier. If the horse be young, and full of blood, it will be proper to take a sufficient quantity of blood from the neck.

When these purgative operations have been performed, the following may be given, as it seldom fails to give relief :

- 4 ounces of Tincture of Senna, or Daffy's Elixir.
- 6 drams of Tincture of Opium.
- 1 dram of Oil of Juniper.
- 8 ounces of Juniper Berries, bruised.

Put one quart of boiling water on the juniper berries, let them stand a few minutes, strain it off, put all together, and give them to the horse.

If he does not find relief soon after taking this dose, both by staling and breaking wind, it is doubtful whether he will receive any benefit from it ; so you must prepare the following clyster for him as soon as you can :

- Take 4 ounces of Camomile Flowers.
- 2 ounces each of Aniseeds, Fennel and Coriander.

Boil them in one quart of water, and add 2 ounces of Castile Soap, cut small, while the water is hot, that the soap may dissolve. Give it blood warm. During the fit the horse may be walked about, or trotted a little, but should by no means be harrassed, or driven about till he is jaded. If no better, give the following :

- 2 drams of Camphor.
- 1 dram of Pellitory of Spain.
- 2 ounces of Ginger Powder.
- 3 gills of Holland Gin.

If the horse sweat much at times, and then falls into cold sweats, give four ounces of mithridate, in three gills of Holland gin, and repeat the clyster. If the disorder continue three or four hours, give one ounce of tincture of opium, in three gills of Holland gin. When the horse begins to recover, he will lie quiet, without starting and trembling ; and if he continues in this quiet state an hour. you may conclude that the danger is over. Dress him down well, and give him a small quantity of warm water, if he will drink it ; bed him down well, cover him to keep him warm, and then leave him to get a little rest. You must consider that the disorder has left a little soreness on him, both within and without ; therefore, make him a little gruel, with a pint of red wine in it ; and if any skin be knocked off about his eyes, or his huck-bones, rub it with the wash recommended for bruises.

Sometimes the Colic is received into the stomach, and does not act so violently, nor cause the horse's pains to be so strong. You may best judge of this by his motions. He

will draw his four feet together, lay himself down, stretch out his feet and head, throw his head back, and often put his nose to his chest; after standing a little, he will lie down again as before. When the colic is easier, he will lie for an hour or more together, with his feet stretched out and his head thrown back, or with his nose upon his ribs. This is caused by bad feed, or bad water, or both: sometimes by drinking hard water when hot, or by a change from soft grit water to limestone or iron water, or by the break of a storm. I have had five or six horses under my care in this disorder in one day, at the break of a frost, by drinking ice or snow water. Sour grains, sour grass, dry meal, dust, bad hay, and many other things cause this disorder. Give the following, which is almost a certain cure in two hours.

1 ounce of Spirits of Sweet Nitre.  
 1 ounce of Spirits of Nitre  
 1 ounce of Tincture of Opium.  
 1 ounce of Sweet Oil.

All to be given together in a gill of warm ale. Bed the horse well down, and leave him that he may get a little sleep, after which he will get up and feed. This is one of the best medicines that has yet been found out. It has saved hundreds of horses, and will save hundreds more if rightly applied.

### The Bilious or Inflammatory Colic.

**SYMPTOMS.**—This kind of Colic, besides most of the symptoms of the former, is attended with a fever, great heat, panting, and dryness of the mouth. The horse also generally parts with a little loose dung, and a little scalding-hot water; which, when it appears blackish, or reddish, indicates an approaching mortification.

Take 3 ounces of Senna.

1 ounce of Salt of Tartar. Infuse them in a quart of boiling water an hour—strain, and add  
 2 ounces of Lenitive Electuary.  
 4 ounces of Glauber's Salt. Mix when hot.

If the disorder be not removed by the above medicine, but, on the contrary, the fever and inflammation continue to increase, attended with a discharge of flesh-colored matter, the event will probably be fatal; and the only medicine likely to prevent it, is a strong decoction of Jesuit's bark, a pint of which may be given every three hours, mixed with a gill of red port wine; or you may give one ounce of the powder of bark with the wine. Or, if these can not be got easily, give four ounces of tincture of rhubarb in three gills

of red port wine. Also give a clyster every two hours, made of two new-laid eggs, well broken, and two ounces of molasses, in one quart of milk. Give it warm.

If the horse recover, it will be proper to give him a gentle purge or two in a week after.

Take 1 ounce of Rhubarb, in Powder.  
 $\frac{1}{2}$  ounce of Jalap, do.

Work them up into a ball with syrup of buckthorn, and give it to the horse, with warm water to work it off.

### The Dry Gripes.

**SYMPTOMS.**—This disorder mostly proceeds from costiveness, and is discovered by the horse's frequent and fruitless attempts to dung, the blackness and hardness of the dung, the frequent motion of his tail, the high color of his urine, and his great uneasiness.

**CURE.**—The first thing to be done is to draw the dung out of the fundament, with a small hand, as far as you can reach, and then give the following :

4 ounces of Castor Oil.  
 4 ounces of Tincture of Senna.  
 $\frac{1}{2}$  ounce of Oil of Juniper.

Give them all together, and then the following clyster :

Boil in a quart of water a handful each of  
 Camomile Flowers and  
 Marshmallows. Strain off and add  
 2 ounces of Linseed Oil, or Pale Oil.

If the horse do not mend, repeat both the drink and the clyster. During this disorder the horse must not have any dry food ; but boiled linseed and scalded bran, with warm water to drink. Gentle walking exercise is a great means to cause the physic to work ; but be careful of cold.

From the account that I have given of the different species of the Colic, the reader will be abundantly convinced how necessary it is to be acquainted with each, that he may be able to give proper medicines and to relieve the creature's excruciating pains. He should carefully avoid all hot, violent medicines, which always prove hurtful in every species of this disorder, and frequently fatal. Nor is it any wonder that horses treated in that manner should die, for such medicines stimulate the neck of the bladder, augment the heat of the blood, before much too great, and inflame the bowels, by which a mortification is brought on, and the horse is lost by the very means used for his recovery.



Sharp fits of the Gravel are sometimes taken for the Colic ; but should this happen, the drink recommended for the Colic will also be proper for the Gravel.

### Worms and Bots.

Horses are subject to five sorts of worms, and perhaps to many more, but I shall only describe three, which are the most common. The worst sort to destroy are long, round worms, resembling earth-worms, but smaller at the tail ; they have a seam all the length of their bodies, and are very hard : these are called *Round Worms*. The next are small worms, about the size of a sewing needle ; they have reddish flat heads, having nine feet on each side, and are called *Ascarides* : these are also very troublesome to horses. The third sort are short, thick worms, called *Bots* : their seat is mostly at the stomach, but when horses get any food that they are fond of, they fill themselves so full, that they lose their hold, and come along with the dung to the fundament, and there catch hold and stick to the end gut, partly out of the horse ; this happens mostly in Spring, when they get the juice of fresh grass.

It is well known that horses which have many worms can never thrive, or carry much flesh. If the breeding of these vermin were prevented, it would add much to the strength of the horse ; and it might be done by giving him a decoction of bitter herbs, such as wormwood, in Spring. It may be boiled, or steeped in hot water, and given two or three times a week. Or a decoction of wormwood, buck-bean, gentian root, and camomile flowers, of each a large handful, boiled in a sufficient quantity of water, and given as above, will answer the end.

**SYMPTOMS.**—The symptoms which indicate worms are various, as the animals are different, and seated in different parts of the body. When the Bots are seated in the straight gut, they are never dangerous, but are often thrust out with the dung. They generally come in the months of May and June, and scarcely ever continue in a horse above a fortnight. But when they breed in the stomach, they often cause convulsions, and even death. The Bots that breed in the stomach are about the size of a large maggot, composed of circular rings, and have little, sharp, prickly feet along the sides of their bellies, by means of which they fasten themselves to the part from whence they derive their nourishment, to prevent their being loosed from such adhesion before they come to maturity ; and as they drain the coats of the stomach like

leeches, it is no wonder that they often throw the horse into convulsions, which terminate in death, unless the cause be removed. The violent agonies of the creature are the only indications of their existence. The other kinds of worms are more troublesome than dangerous, and are discovered by the following signs: There is a white fur on the end of the straight gut; the horse is lean and jaded; his coat is rough and staring; and if you rub your hand backward on the hair, a white scurf will rise, as if he had been surfeited; and though he eats with a remarkable appetite, he does not thrive. He often strikes his hind feet against his belly, and is sometimes griped, but without the violent pains that attend the colic, or strangury; for he never rolls or tumbles, but is uneasy, often laying himself down quietly on his belly for a little while, and then rising and beginning to feed. But the surest symptom is when the horse voids the worms with his dung.

The way these creatures get into the stomach is curious. While the horse is feeding, the bot-fly lights on his side in a place convenient to the animal's mouth. He then stings the horse and flies away. The horse naturally turns his head and throws his mouth to the place which has been stung—the eggs adhere to his lips, and in this way are taken into the stomach, where they hatch into worms, which instantly fasten themselves to the coats of the stomach. Keeping a horse well curried and brushed, and keeping him in stable during the fly-bot season, will often prevent the disease.

CURE.—Many medicines have been given to destroy these vermin, without knowledge or judgment, and even contrary to common reason. Some give coarse sugar for that purpose, but, in my opinion it will rather increase than destroy them; although a few will fill themselves so full as to lose their hold, and come away with the dung.

Take 1 ounce of Socotrine Aloes.  
 1 dram of Calomel, 8 drams to an ounce.  
 1 dram of Oil of Aniseeds.  
 2 drams of Powdered Ginger.  
 ½ ounce of Syrup of Buckthorn.

Beat all up together in a mortar till the Aloes are well broken, and the whole is brought into a paste; which give in the morning, fasting, and to fast one hour after; also give warm water, and walking exercise, till wrought off. It will not work the first day. Be careful that the horse be open in his body before you give the ball. In grass time you will have nothing more to do than to give it, and to put the horse

where he can get water. This dose is for a pretty strong horse, so you must add or diminish according to size. This dose must be repeated as need requires, but not within seven days. It will destroy most kind of worms; but the hard round worms require different treatment, as they are the worst of any to get rid of. To destroy them give the following :

- 1 dram of Calomel, 8 drams to an ounce.
- 6 drams of Jalap.
- 6 drams of Rhubarb, in powder.

Wrought up into a paste with conserve, or honey; and two days after give the following :

- 1 dram of Calomel, 8 drams to an ounce.
- 1 ounce of dried Foxglove Leaves, powdered.
- $\frac{1}{2}$  ounce of Worm Seed, powdered.
- 1 ounce of Jalap, in powder.

To be given in three gills of malt liquor from the mash-tub. If the above be given every week for three weeks together, you may be sure that most of the vermin will be expelled. If the medicines be given in the house, let the food be light and opening, and warm water for two days, with walking exercise.

I advise all who have horses troubled with worms, to give savin, dried and powdered, before they give the worm physic. If one ounce a day be given for a week before, in a mash of bran, it will be much better. The above ball is good for many disorders besides worms.

### The Yellows, or Jaundice.

This disorder is very common in horses, and sometimes it is either unknown, or overlooked, till it gets much worse to cure. A young horse is easily cured, but an old one is bad to cure. Some people may say, *How can a horse have the Jaundice, when he has no gall-bladder?* I answer, *Though he has no gall-bladder in sight, he has a large vessel in the liver which answers the same end.* We may here observe, the handiwork of God in placing a horse's gall-bladder differently from those of other animals, when we consider that the horse is the swiftest and most laborious creature in the world; so that if the gall-bladder had been placed on the liver, it would always have been exposed to injuries.

**SYMPTOMS.**—The white of the eyes is yellow, also the inside of the mouth, the tongue, and the bars in the mouth, are of a dusky yellow; the horse is dull, and refuses all kinds of food; a slow fever is perceived, which increases with the

yellowness; the dung is often hard and dry, and of a pale yellow color; the urine is commonly of a dark, dirty brown, and when it has settled, sometimes looks like blood: the horse stales with pain and difficulty; and, if the disorder is not checked, becomes in a short time unable to stir about. When this disease gets strong hold of a horse before proper medicines are applied, it is often fatal, or it brings on some other disorder as bad, or worse than itself.

**CURE.**—Bleed plentifully, and as this disease is always attended by a costive habit of body, it will be proper to give a clyster or two before you give the physic. A clyster may be made of one ounce of camomile flowers, boiled in a quart of water with two ounces of Castile soap. Then give the following ball:

4 drams of Indian Rhubarb.  
2 drams of Saffron.  
6 drams of Socotrine Aloes.  
1 ounce of Castile Soap.

To be brayed in a mortar with a little syrup of buckthorn, and made into two balls; one to be given the last thing at night, and the other the first thing in the morning; and give plenty of warm water to work them off. If the disease is obstinate and will not yield to the above, give the following ball:

1 dram of Calomel, 8 drams to an ounce.  
1 ounce of Barbadoes Aloes.  
1 ounce of Venice Soap.  
1 ounce of Turmeric.  
1 dram of Oil of Juniper.

All to be brayed in a mortar with a little syrup of buckthorn, and made into two balls; one to be given at night, and the other in the morning, with plenty of warm water, and walking exercise till wrought off.

If the horse is better after the first medicine, repeat it, for it is much safer than the last; but if not, the last may be given, and repeated as need requires; but be careful not to give it in less than six days distance.

If, after giving one dose of the last ball, you give the following powders every day in celantine tea, if it can be got, or in warm ale, you will find them very useful in removing the complaint.

2 ounces of Salts of Tartar.  
1 ounce of Æthiop's Mineral.  
2 ounces of Turmeric.

These powders are proper to be given after either of the former doses.

## The Staggers.

This disease is caused by the liver making blood so fast that the cavity of the heart is overloaded and the blood flies up the neck vein till the head is overloaded too; and if relief can not be obtained, the horse soon dies.

**SYMPTOMS.**—The most common are, drowsiness, watery and somewhat full and inflamed eyes, a disposition to reel, febleness, a bad appetite, the head generally hanging down, or resting on the manger. There is little or no fever, and the dung and urine are very little altered. The horse soon begins to reel, and falls down, and sometimes is so outrageous as to bite every thing in his way.

**CURE.**—In the first place, bleed him well as soon as you possibly can, by striking the veins in several places at once, and taking away four or five quarts at one time; and, in order to raise up his head and shoulders, support them with plenty of straw. If he survive the first fit, cut several rowels, give him clysters at night and morning, made of barley-water and a little sweet oil and salt; and blow up his nostrils a little Cayenne pepper, or white hellebore. Also give him

4 drams of Bark.  
16 grains of Turbeth Mineral.  
 $\frac{1}{2}$  ounce of Camphor.

Give it in a little warm ale. When ale cannot be conveniently had, any other beverage to disguise the taste will answer. If the horse be outrageous, give him

1 ounce of Tincture of Opium.  
1 gill of Syrup of Poppies.  
1 ounce of Tincture Guaiacum.

Be careful not to let him knock his head, for it will increase the disorder. If he gets through the first fit, give him two ounces of crocus metalorum every day, to thin his blood for fear of a relapse. It will be proper to give him the following ball once a month for some time after:

1 ounce of Rhubarb, in powder.  
 $\frac{1}{2}$  ounce of Jalap.  
1 dram of Calomel, 8 drams to the ounce.

To be made into a ball with syrup of buckthorn. This ball will be of great use in thinning the blood, and preventing a return of the disorder; for when a horse has had one fit of it, he is very likely to have another, if care be not taken to prevent it.

## Convulsions, or the Stag Evil.

Of all disorders to which horses are subject, this is the worst, and is scarcely discoverable till the horse falls down raging mad. It seizes him all at once, without any previous warning. He raises his head, with his nose toward the rack, pricks up his ears, and cocks his tail. In this posture he continues, and those who do not understand the disorder never suppose that he ails any thing of consequence. But other symptoms soon convince them of their mistake ; for his neck grows stiff, cramped, and almost immovable ; his jaws are locked, and every tendon in his body becomes stiff. If he can get his mouth open he will bite any thing that comes in his way ; and if he lives a few days in this condition, several knots will arise on the tendinous parts of it. Every muscle is so much cramped and extended, that the horse looks as if he were fastened to the place, with his legs stiff, wide, and staggering, and the skin drawn so tight over every part of his body, that it is almost impossible for him to move ; and if you attempt to make him walk, he will be ready to fall at every step, unless he be well supported. At the same time his eyes are so fixed by the contraction of the muscles as to give him a dead look. He snorts and sneezes often, pants continually, and his shortness of breath increases till the distemper takes a favorable turn, or the horse falls down and dies.

**CURE.**—In the first place, bleed plentifully, unless the horse be old and low in flesh, or taken from some hard duty, and then you must not take so much blood. After bleeding give the following ball, if you can get it in, but the horse is very often jaw-locked till nothing can be got in but by clyster-pipe put between his fore and axle teeth.

½ ounce of Assofoetida.  
 ½ ounce of Gum Guaiacum.  
 ½ ounce of Gum Camphor.

Make them up into a ball with honey, and give one of these balls every twelve hours, for two days, if you can get them in ; and if not, dissolve them in a little hot beer, and give them with the clyster-pipe. Be careful to powder the Gums. Then make an ointment or lotion of the following :

1 ounce of Oil of Spike.  
 1 ounce of Oil of Amber.  
 1 ounce of Oil of Bricks.  
 1 ounce of Spirits of Sal Ammoniac.

Shake them well together, and rub the jaws just below the

ears, where they lock in the upper chap ; also rub the small of the back well, where the cross bones join the back bone.

In this, as in most other disorders, the body should be kept gently open with laxative purges and emollient clysters. When the jaws are so locked that you can not get any thing in, do not open them by force, for that would increase the disorder instead of relieving it.

Sheep skins, newly taken off, and laid with the flesh side to the horse, will sweat him greatly, and by that means draw a quantity of water from the blood : indeed, there are few things that will relieve a locked jaw more : but if they be laid on the loins, they must not lie above three hours at a time before they are turned with the wool side to the horse. You may keep the skins on twenty-four hours if you change sides every two or three hours.

If the horse can not take either food or water in at his mouth, he must be supported by clysters, made of barley-water and milk, and given both at the mouth and the fundament. I once supported a large wagon-horse in this manner for twelve days, and he recovered.

Convulsions are caused by different things, but often by bots in the stomach ; for these destructive vermin suck up the juices that should feed the blood, and bring it into a thin, bad state ; indeed they are sure to destroy the horse by one means or other when there are a great number of them in the stomach.

When you suspect that these vermin are the cause of the disorder, give the ball recommended to destroy bots. If the horse get better the first time, be sure to guard against a relapse, for he will not be apt to get better a second time.

Tapping under the jaws, and at the breast, is sometimes of great service in this disorder, but I am of opinion that sweating with sheep skins will relieve much sooner. If the stiffness of the jaws continues after the convulsions have ceased, the following medicine should be given :

½ ounce of Matthews' Pill.  
½ ounce of Assafoetida.

Make them into a ball, and give it twice, (one day between the doses,) and it will give relief.

### Fevers.

Horses are subject to few disorders which are not attended with more or less fever.

CAUSES.—Fevers are often brought on by sudden heats and colds ; by going out of warm stables into cold ones ; by be-

ing clothed, and then having the clothes stript off; and by being turned out to grass; for many people turn their horses out to grass in the morning, and let them lay out, which is quite wrong: for when they are turned out to grass, to be there night and day, it is best to turn them out at night, for then they will graze all night; but if you turn them out in the morning, they will fill themselves in the day-time, and lie still all night, which is the way to catch cold. Most fevers are brought on by colds, therefore be careful to keep your horses as much as possible from catching cold.

**SYMPTOMS.**—The horse is remarkably restless, ranging from one end of his rack to the other: his flanks work, his eyes appear red and inflamed, his tongue is parched, and his breath hot and of a strong smell. He often smells at the ground, he loses his appetite, and though he will take hay into his mouth, he does not chew it; his whole body is hotter than usual, but not parched: he dungs often, but little at a time, and it is generally hard, and in small pieces; his urine is high-colored, and he generally stales with pain and difficulty; he is always craving for water, but drinks very little at a time; and his pulse is much quicker than usual.

**CURE.**—Whenever a fever takes place, the first part of a cure is bleeding, and if the horse be strong and in good condition, the quantity should be two or three quarts. When this has been done, give him a pint at a time of the following infusion, three or four times a day:

4 ounces of Juice of Liquorice.  
 4 ounces of Liquorice Root.  
 2 ounces of Salt Petre.  
 4 ounces of Salt of Tartar.  
 8 ounces of Good Raisins.  
 2 ounces of Aniseeds.  
 2 drams of Saffron.

Boil all these together in six quarts of water, for ten minutes; let it stand till cold, and then strain it off. It is one of the best medicines for colds, coughs, hoarseness, or fevers, in either horse or man; and if it were more known, and more used, it would give greater relief in violent colds than any thing yet found out. It is kind in its operations, opening to the lungs, works gently by stool and urine, is free in its passage, and opening in its nature.

The horse should scarcely eat any thing but mashes made of linseed and bran, and given in small quantities. If he refuses them, let him have dry bran sprinkled with water, and put a little hay into his rack, as a small quantity of it will not hurt him, and a horse will often eat hay when he



will not eat any thing else. His water should be rather warm, and given often, but in small quantities; and his clothing moderate, too much heat being pernicious in a fever. If he refuse his meat, do not let it lie before him, but take it away, and clean his rack and manger. If he be able to go about, a little walking exercise in the open air will be very proper, but you must be careful not to get him wet.

This method, with good nursing, will often be sufficient to restore the horse to health; but if he refuse his meat, more blood should be taken from him, and the drink continued; and if his dung be hard and knotty, a clyster should be given.

Take Marshmallows and  
Camomile Flowers, a handful each.

Boil one-third away in three quarts water—strain, and add  
4 ounces of Venice Treacle.  
1 pint of Pale Rape Oil.

The above will make three clysters, to be given at four hours distance. If his pulse continue high and quick, give the following:

2 ounces of Nitre.  
2 ounces of Cream of Tartar.  
4 ounces of Glauber's Salt.  
2 ounces of Lenitive Electuary.

Dissolve them in hot water, give one-half, and the other half the day following. If the horse be very open in his body, you need not give the above; but if dry, be sure to give it him. If he be very open, give him four drams of bark in a gill of red port. By pursuing this method, the horse will begin to recover, and will relish his hay, though his flanks will continue to heave for a fortnight. Nothing more will be requisite to complete the cure than walking him abroad in the air, and giving him plenty of clean litter to rest on in the stable.

There is another and much worse kind of fever to which horses are often subject, and which often proves fatal if not properly treated, viz.:

### A Compound Fever.

SYMPTOMS.—The symptoms of this disease are—a slow fever, with great depression; and sometimes inward heat and outward cold, and at other times heat all over, but not excessive. The horse's eyes are moist and languid; his mouth is continually moist, so that he is not desirous of drinking, and when he does drink, a very little satisfies him; he eats very little, and moves his joints in a loose, feeble manner,

grating his teeth very disagreeably ; his body is generally open, his dung soft and moist, and he stales irregularly, sometimes making little water, and at others a large quantity, which is of a pale color, and has very little sediment.

CURE.—In the first place, take from the horse a moderate quantity of blood. Let it not exceed three pints, but repeat the operation according to its strength, if there be any tendency to inflammation ; after this the nitre drink already described may be given, with the following addition :

1 ounce of Snake Root.  
3 drams of Saffron.  
3 drams of Camphor, dissolved in Spirits of Wine.

The horse's diet should be scalded bran ; and linseed, boiled, and wrought up with bran. Also give him the best hay by a handful at a time. It is often necessary to feed him by the hand, for sometimes he is not able to lift his head to the rack.

In this disease, drinking is absolutely necessary to thin the blood ; and therefore if the horse refuses warm water, he should be indulged with such only as had the cold taken off. This may be done with a hot iron, or by letting it stand in the pail in a warm stable ; and this will be better than forcing warm water on the horse's stomach. If this method does not prove sufficient, but the fever shall continue to increase, the following ball should be given immediately, as the danger augments every hour.

1 ounce of Camphor.  
 $\frac{1}{2}$  ounce of Gum Myrrh.  
1 ounce of Squills.  
2 drams of Castor.

Make them up into two balls, and give one at night, and the other in the morning. If no better in a short time, give the following infusion :

1 ounce of Snake Root.  
2 ounces of Gentian Root.  
2 ounces of Lemon Peel.  
2 drams of Saffron.

Boil these well together in three quarts of water, and give a pint once a day. If the above ball fails of success, give the following :

1 ounce of Camphor, dissolved in Spirits of Wine.  
1 ounce of Sal Ammoniac.  
1 pint of good Vinegar.

Put them all together, and stir them about till the fume subsides. This is for two doses to be taken at twelve hours' distance, diluted with water. There is not perhaps a more

powerful and effectual medicine known than camphor in all kinds of putrid fevers. it being active, attenuating, and particularly calculated to promote urine and perspiration, the two principal outlets by which relief is to be obtained ; and if this medicine were more often given than it is, it would be a greater credit to the farrier, and give greater relief to the horse.

If the horse be costive, clysters, or an opening drink, should be given ; and should he purge moderately, be careful not to suppress it ; but if it continue so long as to enfeeble the horse, give him a little red port wine and bark. Also observe to let the animal drink plentifully, for that will greatly promote the operation of the above named medicines, as both the disorder and the medicines will cause a thirst. If the horse can bear walking about, a little open air will be proper. but be careful to keep him well covered. Particular attention should also be paid to his staling, which if it flow in too great quantities, must be repressed by proper astringents, and by giving him lime-water ; and, on the other hand, if he stale so little as to occasion a fullness or swelling in his body and legs, give the following drink :

1 ounce of Nitre.  
 2 ounces of Castile Soap.  
 1 ounce of Venice Turpentine.  
 2 drams of Oil of Juniper

Make them into a ball with liquorice powder, and give them at twice twenty-four hours distance. These balls may be given as occasions may require, and are very proper to convey off the greasy, slimy matter from the passage of the urine, and to settle swelled legs.

These are the best methods of management, and will generally prove successful ; but sometimes art will fail, and the horse will discharge a greenish or a reddish gleet from his nostrils, and sneeze very frequently ; he will continue to lose his flesh, become hide-bound, refuse his meat, swell about his joints, and his eyes will appear fixed and dead ; a purging also ensues, and a dark-colored, fetid matter is discharged. When these symptoms appear, the case may be considered desperate, and all attempts to save the horse will be fruitless.

In this disorder you must take care not to let the horse eat too much. for his diet should be light, and in small quantities at once, and increased gradually as he may gain strength. When his skin feels kind, his ears and feet continue moderately warm, his eyes look lively, his nose remains clean and dry, his appetite mends, he lies down with

ease, and dungs and stales well, you may conclude that the danger is nearly over, and that nothing more is needful but care to complete the cure. On the contrary, by overfeeding, you will run the risk of bringing on a bad surfeit, and the horse may be, according to the old saying,—*killed with keeping*.

Sometimes the fever returns ; so that every one who has a horse in a fever should be careful of cold for some time after, as his blood is left in a thin, bad state. His legs will probably be subject to swell ; and if the swelling leave a dimple when you press your finger upon it, it is a sign of a dropsy ; in which case it will be advisable to put two rowels on each side of his belly, and to give him half an ounce of the best yellow bark every day for some time. At other times a fever leaves a running at his nose, of a thin, yellow, glueish matter, and small swellings below his ears and chaps. When you find these symptoms, give one ounce of crocus metalorum every day in a mash of bran, and rub the swellings with mercurial ointment.

Care should be taken to keep the head and throat warmer than common, as the kernels about the latter are swelled ; and also to promote a free perspiration, and to increase the running at the nose, which has the same effect in horses as spitting has in the human species ; but never syringe the nose, as is often done, to promote the discharge, for it has an effect quite contrary, and lessens the quantity of matter instead of increasing it ; and checking the discharge of matter at the nostrils often causes swellings at the glands, and other bad consequences. Let me once for all remind you that all such discharges are critical, and thrown by Nature to free herself from the load that oppresses her, and consequently should by all means be promoted.

### A Broken Wind.

This disorder may sometimes be prevented, but can not be cured ; and it has hitherto been as little understood as any to which a horse is subject. People have had various opinions respecting its cause, and why some horses are more subject to it than others ; but of all the opinions hitherto delivered, that of Mr. Gibson seems the best founded. He thinks that it is frequently owing to the hasty or injudicious feeding of young horses for sale ; by which means the growth of the lungs is rapidly increased, and all the contents of the chest so much enlarged, that in a few years the cavity of the chest is not sufficient to contain them when

they are expanded to perform their proper functions. Nor is this opinion founded upon bare conjecture, for horses that have died broken-winded have been opened, and the lungs and other parts found too large for the chest. But although hasty feeding is often the cause of this disorder, yet it is not always, for a narrow chest may cause it. It has been observed that horses rising eight years old are most subject to it. The reason of this is, because a horse arrives at his full strength and maturity at that age. At six he generally finishes his growth in height; then he lets down his belly, and spreads, and all his parts gain their full size; so that the pressure on the lungs and the midriff is now increased.

Also, when the horse catches cold and gets a dry cough, the lungs are much larger than they ought to be, and at that time riding sharply is enough to force the lungs so hard against the midriff as to force a passage through it.\*

A few years back some people pretended to cure the complaint by boring; but none were ever cured by it yet, nor ever will be. They made a hole above the fundament, to let out the wind that was forced through the midriff into the bowels; and this caused the horse to be continually discharging wind out of the place; so that the pretended cure was worse than the disease.

Dissections of horses that have died broken-winded, have sufficiently proved the truth of the above observations; and that not only the lungs, together with the heart and its bag, were preternaturally large, but also the membrane which divides the chest; and that the midriff was remarkably thin. In some horses the disproportion has been so great that the heart and lungs have been almost twice their natural size, yet perfectly sound: and without any ulceration whatever, or the least defect in the windpipe or in its glands.

From these observations it abundantly appears, that the enormous size of the lungs, and other contents of the chest, by hindering the free action of the midriff, is the principal cause of this disorder; and as the lungs are found much more fleshy than usual, they must consequently have lost a great part of their spring and tone.

Therefore, as this disorder is caused by the largeness of the lungs, we may conclude that it is one of those diseases which can not be cured by art; and that the boastings of those who pretend to cure it are built on a sandy foundation. They may indeed relieve the complaint, but will never cure

---

\* The Midriff, or Diaphragm, is that which is commonly called the Skirts, and separates the Chest (where the lungs lie) from the Bowels.

it, for an absolute cure is not in the power of any human being. All that I can do is to lay down some rules which have a great tendency to prevent this disorder, if pursued in time ; and some remedies that will afford relief when it has taken place and render the horse capable of performing good service, notwithstanding his misfortune.

**SYMPTOMS.**—The first symptoms of a Broken Wind is an obstinate dry cough, which is neither attended with sickness nor loss of appetite ; but on the contrary, with a disposition to foul feeding, eating the litter, and drinking large quantities of water.

**PREVENTION.**—When a horse is troubled with an obstinate dry cough, and eats his litter, it will be necessary to bleed him, and to give him the mercurial physic already prescribed, repeating it two or three times. Afterwards give the following balls for some time, which have been found of great service :

4 ounces of Gum Ammoniacum.  
 4 ounces of Galbanum.  
 4 ounces of Assafoetida.  
 4 ounces of Squills.  
 $\frac{1}{2}$  ounce of Saffron.  
 6 drams of Cinnabar of Antimony.

Make the whole up into balls with honey and a little liquorice powder, and give one about the size of a pullet's egg every other morning. This is a very good ball for a dry cough.

But it is not enough to give proper medicines ; the horse's diet should also be carefully attended to at the same time, if we would hope for success. In order to this, the horse should eat very sparingly of hay, which, as well as his grain, should be wetted with chamber-ley, which is much better than water. Chamber-ley is best for this purpose, because of the volatile salts which it contains, as they are a means of removing the thirst. For the same reason, garlic is very efficacious in this disorder. Two or three cloves being given in each feed ; or three ounces bruised, and boiled in a quart of milk and water, and given every morning for a fortnight, has been found very serviceable. So easy a remedy should never be neglected ; for, by warming and stimulating the solids, and at the same time dissolving the tenacious juices which choke up the vessels of the lungs, it greatly relieves this complaint. Moderate exercise should never be omitted ; and although broken-winded horses are not able to endure much labor the first summer, yet many have been found less oppressed the second, and scarcely perceptibly

affected the third, being then able to perform a long journey, and to endure great fatigue. A horse kept constantly in the field, when not in work, will be able to do good service for many years.

It may not be improper to observe that those who hope to cure a broken-winded horse, or even one that is troubled with an obstinate cough, by putting him to grass, will find themselves wretchedly mistaken; for on being taken into the stable and fed with dry meat, he will be much worse than before; and some that had only a dry cough when they were put to grass, have returned broken-winded. Therefore, always remember that if you can not keep a horse of this description constantly abroad, it is best not to put him to grass at all, as, instead of curing, it will tend to augment the disorder.

In short, the grand secret of managing horses of this kind, consists in having particular regard to their diet and exercise. A moderate quantity of hay or grain, and water, should be given at a time, and the former constantly moistened, to prevent their wanting too much of the latter. They should have moderate exercise, but never any that is violent. By this method, and giving the following ball once every fortnight or three weeks, the horse will be able to do good service for many years:

6 drams of Socotrine Aloes.  
 2 drams of Myrrh.  
 2 drams of Galbanum.  
 2 drams of Ammoniacum.  
 2 ounces of Bayberries, in powder.

Make the whole into a ball with a little oil of amber, and a sufficient quantity of syrup of buckthorn. This ball operates so gently that there is no need for confinement, except a little the day following that on which it is given. The horse must have warm mashes and warm water, and the utmost care must be taken to prevent his catching cold.

### A Consumption.

**SYMPTOMS.**—A Consumption is a want of nourishment, and a waste of flesh. The horse's eyes look dull, his ears and feet are commonly hot, he coughs violently by fits, sneezes often, and groans at the same time; he gleans at the nose, and sometimes throws a yellowish matter, rather curdled, from his nose; his flanks have a quick motion, and he has little appetite to hay, though he will eat grain, but he grows hot after it.

**CAUSES.**—Damp stables are most likely to bring on this

disorder, though it may be brought on by many other things. In my time I have known many horses suffer much by damp stables. I knew a gentleman who had two valuable horses, and he built a brick stable for them, without any air-holes above their heads. He put the horses in as soon as the stable appeared dry, and their heat soon caused the walls of the place to sweat, and to run down with water, by which means both the horses were thrown into a Consumption and died. I mention this to caution others.

**CURE.**—The first, and indeed one of the principal things to be done, is to bleed in small quantities. A pint, or at most a pint and a half, is sufficient at once, and the operation is to be repeated whenever the breath is more than commonly oppressed. We are assured, by dissection, that in a Consumption both the glands of the lungs and the mesentery are swelled, and often indurated. The only medicines that can be depended upon, are mercurial purges and ponderous alteratives. I have already given you examples of the former, and the following is a formula of the latter. Mix

4 ounces of Crocus Metalorum.  
1 ounce of Calomel pp.  
1 pound of Gum Guaiacum, finely powdered.

Give about an ounce every day in a mash of bran and linseed. Iceland liverwort, a handful boiled in a gallon of water, is much better to make mashes up with than water; for it is a great helper of the blood. But it is to be observed that nothing will answer so good an end as Spring grass; so that if the horse be afflicted with this disease in Spring time, turn him out to grass as soon as you can; and if the nights be cold, turn him out in the day-time, and take him in at nights. Salt marshes are the most proper places, when they can be met with. When a horse has had this disorder, he can never more bear cold and hard service as before.

### **A Scouring, and Other Disorders of the Intestines.**

You should consider well what the Scouring proceeds from, whether it is caused by foul feeding, bad water, hard exercise, sudden heat or cold, an overflowing of bile, or a weakness of the intestines.

If it is brought on by foul feeding, or bad water, it should not be stopped, but rather be promoted; for it should be remembered that Nature by this means throws off the seeds of disease, and evacuates the morbid matter which would otherwise be retained to the great disadvantage, and per-



haps to the destruction, of the animal. The great difficulty therefore consists in knowing when these discharges are critical and salutary, and when detrimental and noxious; for the former must not be checked, but the aid of medicine must be called in to put a stop to the latter.

For instance,—if a healthy horse, upon taking cold. or after hard riding, over feeding, or at the beginning of a slight fever, have a moderate purging, you must be careful not to stop it, but on the contrary to promote it, by an open diet, and plenty of warm gruel. But if this purging continue a long time, with smart gripings, and the inner skin of the bowels come away with the dung, and the horse lose both his flesh and his appetite at the same time, recourse must immediately be had to proper medicines; among which the following are very effectual. I do not wish any one to give medicines upon merely hearing the names of the drugs, but to know first in what manner the drugs will operate.

Take 1 ounce of Rhubarb, in powder.  
 2 drams of Myrrh, do.  
 2 drams of Saffron.

Give altogether in warm ale, and warm water for two days after. This dose will not only work gently, but will be of great service to the horse, as it will bring away the slime which lodges in the small intestines, and correct the bile of the stomach, which is the cause of this disorder. When the disorder continues, and the horse's flesh keeps wasting away, recourse must be had to astringents. Tormentil Root dried, and pounded in a mortar, and put through a seive, is one of the best astringents yet found out, though very little known. The dose is from an ounce to an ounce and a half. I believe that this valuable root has done more good in my time, in stopping looseness and bowel complaints, than any thing else. When the purging is attended with fever, a different method of practice is necessary.

Take  $\frac{1}{2}$  ounce of Rhubarb, in powder.  
 1 ounce of Lenitive Electuary.  
 $\frac{1}{2}$  ounce of Camphor.  
 1 ounce of Powdered Ginger.

To be given in a pint of old ale. This is a very proper medicine when the horse is troubled with a fever; but if he have no fever upon him, give the following:

1 ounce of Tormentil Root, in powder.  
 $\frac{1}{2}$  ounce of Japan Earth, do.

Give these in red wine, or if that be thought too expensive, in oak bark tea. Japan earth is a great healer of the bow-

els. Repeat this last medicine three or four times to allow it a fair trial ; giving the horse at the same time but little exercise, for he can not then bear much. Should this medicine fail, and the disorder increase instead of decreasing, which may be known by his flanks and belly being full and distended, and his appearing to suffer strong griping pains, give the following clyster :

½ ounce of Isinglass, dissolved in a quart of warm milk.  
2 ounces of Mithridate.

Sometimes the flux is so violent as not to be overcome by the preceding medicine, when recourse must be had to the following. Boil a handful of oak bark in a quart of water, strain it off, and add

2 ounces of Tormentil Root, in powder.  
2 ounces of Bole.

Give them all together. This should be repeated once a day, for two or three days.

The practitioner should carefully attend to the symptoms that accompany this disorder ; for if the discharge be attended with any acrid mucus, or slime, the griping pains being very severe, there is then a sure indication that the common lining of the bowels is wasted away ; and then it will be necessary frequently to inject the following clyster, warm, in order to prevent the fatal consequences which will otherwise soon ensue :

4 ounces of Starch, dissolved in a quart of water.  
Half a pint of Sweet Oil.  
Yolks of three Eggs, well broken.  
A little Loaf Sugar.

This will do for twice, at four hours' distance.

In treating this disease, be exceedingly careful to follow my directions, and to get good drugs, for your success will depend upon this, and a cautious watching of the symptoms.

It is also necessary to observe that some horses, from having weak stomachs and bowels, throw out their aliment undigested, and their dung is habitually soft, and of a pale color ; they also feed sparingly, and are always low in flesh. This complaint, which often proves fatal at last, may be removed by the following medicines :

6 drams of Socotorine Aloes.  
3 drams of Rhubarb, in powder.  
1 dram of Myrrh.  
1 dram of Saffron.

Make all up into a ball with syrup of ginger. After the above stomachic purge shall have been given two or three

times, a pint of the following infusion should be given every morning :

Take 2 ounces of Orris Root,  
 A handful each of  
 Gentian, Columbia Root,  
 Winter Bark, Aniseeds,  
 Orange Peel, Fennel Seeds,  
 and Camomile Flowers.

Boil all together in a gallon of strong ale, and when cold, clear it off, and add one pint of spirits of wine. If this be thought too strong, two quarts more of ale may be added. This is an excellent cordial both for healing and strengthening the stomach and bowels. These are the best methods of treating the above disorders, to which horses are often subject, and in which they are often lost for want of proper treatment.

But before we conclude this chapter, it is necessary to observe that the scourings which succeed long-continued sickness, such as the Farcy, Putrid Fevers, or an inflamed state of the blood, where bleeding and other proper evacuations have been neglected, too often terminate fatally ; especially when the creature discharges a fœtid slime, and when the same matter gleans from his nose ; for in these cases the blood is dissolved, and the whole mass of the fluids is become putrid, and discharges itself by those drains.

### Disorders of the Kidneys and Bladder.

Inflammation of the kidneys and bladder are sometimes brought on by other disorders, and often by sprains, hard exercise, catching cold when hot, or from the want of proper care.

**SYMPTOMS OF A HURT IN THE KIDNEYS.**—The horse is very weak in the back and loins ; he stales with difficulty, is faint, eats very little ; his eyes appear languid and of a dead color ; his urine is foul, thick, and often bloody, especially after a violent strain ; he can not move backwards without great pain, which may be seen at every attempt. It is sometimes hard to distinguish an inflammation from a sprain, or what is called, “titled in the back.” There is no method but observing the gait of the horse. If he have got titled in the back, he will be hard put to it to keep from coming down behind, and indeed will often come down ; his eyes will look rather red, but his urine the same as before. A tifle lies in the marrow, or pith of the back.

**CURE.**—The principal remedy for a hurt in the kidneys is bleeding, which should be done pretty plentifully, as by this

means an inflammation will be prevented; and if you have reason to think that the inflammation is already begun, from the creature's being feverish, and staling with great difficulty, the operation should be repeated; for unless the inflammation be Prevented, or immediately removed, the consequence will be fatal. But, although bleeding is the principal, it is not the only remedy, for rowelling is of great service. Put a rowel on each side of his belly, and give the following balls twice a day, in a pint of the decoction of marshmallows, having an ounce of gum arabic, and an ounce of honey dissolved in it:

1 ounce of Salts of Prunella.  
6 drams of Spermaceti.  
2 ounces of Castile Soap.

Add as much honey as will make a ball; and if the urine be bloody, an ounce of Japan earth must be added. If the fever continue, you must repeat the bleeding, and give emollient clysters, and the cooling, opening drink, before recommended for Fevers, till it abate. These methods will often prove successful, but sometimes the disease is too obstinate to be overcome by them, and the urine still passes with pain and difficulty. Recourse must then be had to the following balls, and they must be repeated twice a day till the horse stales without pain, and his urine becomes clear, and without any purulent settlement:

1 ounce of Venice Turpentine.  
1 ounce of Castile Soap.  
6 drams of Nitre.  
2 drams of Myrrh, in powder.

Make the whole into a ball with honey, and wash it down with a strong decoction of marshmallows.

These are the best methods of treatment in this disorder, and will in general prove successful. Sometimes indeed this malady is too strong for the power of medicine, and then the urine continues turbid, and daily becomes of a deeper color, with a fœtid smell, a sure sign that the kidneys are ulcerated; which generally terminates in a consumption, and the creature becomes absolutely incurable.

In treating of the Colic I have recommended a method for removing the Stranguary, when it proceeds from wind, or from dung pressing upon the neck of the bladder; but sometimes it proceeds from an inflammation, and a retention of urine.

**SYMPTOMS OF AN INFLAMMATION OF THE NECK OF THE BLADDER.**—When a horse is seized with a Stranguary from the above cause, he will make frequent motions to stale,

standing wide and straddling, his bladder being full of urine, and his flanks distended; he will be uneasy, constantly shifting his hind feet, and often giving clicks in his motions; he also sometimes hangs his head, and then raises it suddenly.

CURE.—First bleed largely, and then give the following:

- 1 ounce of Spirits of Sweet Nitre.
- 2 ounces of Syrup of Marshmallows.
- 1 ounce of Venice Soap.

Cut the soap small, dissolve it in a gill of hot water, put the above to it, and give it to the horse. Repeat it every eight hours. Also dissolve an ounce of gum arabic and an ounce of nitre in a gallon of water, and let him drink plentifully of it. If he will drink it of his own accord, it is best; but if not, horn a little into him, for it will greatly tend to remove the cause of the disease, and consequently to terminate the effects.

There is a disease of the kidneys, viz.: a Diabetes, or profuse staling, which produces effects directly opposite. This disorder is seldom cured in old horses, as their fibres are become rigid, and unable to perform their office, a misfortune which all the power of medicine can not remove. But in young horses this disease is often cured, and the following method will generally be attended with success:

CURE OF A DIABETES.—In order to cure this threatening disorder, great care must be taken not to let the horse drink too much water, and never to give him any moist food. Attention to these particulars will go a great way towards a cure: and instead of giving him common water to drink, give him lime-water; to make which, take about three pounds of lime, unslacked, put it into a clean vessel, and for every pound of lime pour six quarts of water into it; let it stand three days, take the scum off the top, and give the horse the water to drink. Be careful not to stir the lime at the bottom of the vessel. This is a very clear, wholesome water, and very good for many disorders. In the mean time the following medicine should be given:

- 1 ounce of Peruvian Bark.
- 1 ounce of Japan Earth, in powder.
- 1 ounce of Irish Slate, do.

Give these in lime-water, and repeat as often as needful.

Some Farriers give strong alum possets two or three times a day; but this kind of treatment cannot be proper, for the alum takes so fast hold of the juices of the stomach, that if the horse were not ill, it would be enough to make him so.

## The Molten Grease.

This is so common a disorder, that it ought to be well understood ; but, alas ! like many others, it is often mistaken for something else. This disease is a melting down of the fat of the horse's body, caused by violent exercise in very hot weather ; or if the horse be full of flesh, it may happen in cold weather. Hard riding, or sudden colds, will bring on this disorder.

**SYMPTOMS.**—It is always attended with a fever, heat, restlessness, starting and trembling, inward sickness and shortness of breath. Also the horse's dung is extremely greasy, and he often falls into a scouring. His blood, when cold, is covered with a thick scum of fat, of a white or yellow color, but generally the latter. The congealed part, or sediment appears like a mixture of size and grease, and is so extremely slippery that it will not adhere to the fingers ; and the small proportion of serum is also slippery and clammy. The horse soon loses his flesh and fat, the latter being probably dissolved into the blood. Such as have sufficient strength to sustain the first shock, commonly become hidebound, and their legs swell greatly ; and in this state they continue till the blood and juices are rectified ; and if that is not done effectually, the Farcy, or an obstinate Surfeit, is generally the consequence, which can not be removed but with the utmost difficulty.

**CURE.**—In the first place bleed pretty plentifully, and repeat the operation two or three days successively ; but take care that you take only a small quantity at a time after the first bleeding, as otherwise the creature would be rendered too weak to support himself, and his blood too poor to be easily recruited. As soon as he has been bled the first time, let two or three rowels be put in, and the emollient clysters prescribed for Fevers be thrown up daily, to mitigate the fever, and to cleanse the intestines from the greasy matter. At the same time plenty of water-gruel should be given, and sometimes a small quantity of water, with a little nitre dissolved in it. The latter will be of great service, as it will prevent the blood from running into grumous concretions, and proving the source of innumerable disorders, if not causing a total stagnation, and consequently the death of the animal.

The horse must be treated in this manner till the fever be entirely gone, and he shall have recovered his appetite ; and then it will be necessary to give him three or four purges, a week distant from each other, which will make

him stale and perspire plentifully, and at the same time bring down the swelling of his legs. The following is well calculated for the purpose :

6 drams of Socotrine Aloes.  
 4 ounces of Gum Guaiacum, in powder.  
 2 drams of Ginger.  
 2 drams of Jalap.  
 2 drams of Oil of Juniper.

To be made into a ball with syrup of buckthorn. By pursuing this method the horse will soon be recovered, for this purge will mend his appetite, and increase his flesh. If it be too weak, add a dram more of aloes. It will bring down his swelled legs, and carry away all the superfluous matter that clogs the blood. When you give the physic, be careful to give plenty of warm water all the time.

### A Surfeit.

Some people pronounce every ill-thriven horse surfeited, whether he is so or not. A Surfeit is nothing more than the effects of an ill cured disease, and therefore what is called a Surfeit in horses is very different to the disease which bears that name in the human body ; the latter being the beginning of a disease, and the former the remains of one.

SYMPTOMS.—The horse's coat will stare, look of a rusty color, and even appear dirty, although the greatest pains have been taken to keep him clean. His skin will be covered with scales and dandruff, which will appear like meal among the hair, and when cleaned off will be followed by a succession of the same matter, occasioned by the perspiration being obstructed. Some horses will be covered with a kind of scab, sometimes moist, attended with heat and inflammation, and the humor so very sharp, and causing so violent an itching, that the creature is incessantly rubbing himself, and by that means making himself raw in different parts of his body. Some horses have neither scales, dandruff, nor scab ; but look dull, sluggish, and lazy. Some are hidebound, and others afflicted with flying pains and temporary lameness. In short, the symptoms are very various, and almost as numerous as those of the scurvy itself.

CAUSES.—The causes are as various as the symptoms. Some horses are surfeited by high feeding and want of proper exercise ; which produce a bad digestion, and generate ill humors. Some are surfeited by unwholesome food ; some by hard riding ; some by drinking cold water when they are hot ; some by bad or improper physic, and some by standing

In stables through which the rain drops, or by lying wet. But as many also get surfeited by standing when hot at the doors of public houses, such bad practices should be guarded against.

**CURE.**—If we duly consider the nature of Surfeits, their cure will be much more easily performed. All allow that they arise from a bad state of the blood; but how is this to be remedied? By bleeding and purging. But this must be done in a very gentle manner. Take about a quart of blood, and the next day give the following ball:

1 ounce of Socotrine Aloes.  
1 dram of Calomel, pp.  
2 drams Oil of Aniseeds.

Add as much lenitive electuary as will make it into a ball. Give plenty of warm water to work it off. Repeat both bleeding and physic in eight days; and when the last dose is wrought off, give him six ounces of the cordial balls in a little warm ale. Also give a spoonful of the following powders every day in a mash:

4 ounces of Flour of Brimstone.  
4 ounces of Crocus Metalorum.  
4 ounces of Nitre, in powder.

Mix all up well together. By persevering in the above method you may cure the most inveterate Surfeit, and if any scabs or runnings appear in the skin, rub them with the following:

4 ounces of Sulphur Vivum.  
2 ounces of White Copperas.  
2 ounces of White Hellebore, in powder.

Mix these powders with churn-milk, rub the places affected well, and the grievance will soon disappear. Sometimes a Surfeit settles in the legs, and they swell much, and then break out and run very much. When this is the case, two taps put into the lower belly will be of great use. Staling balls should be given every third day, and plenty of warm water to work them off with. Make the staling balls as follows:

1 ounce of White Resin.  
4 drams of Castile Soap.  
2 drams of Oil of Juniper.  
2 drams of Camphor.  
4 drams of Saltpetre.

Bray all well together into a paste, in a mortar, and form it into a ball. The above is only for one dose, but you may make as many as you think proper at once, and keep them for use. Give them at night, and they will work off the next



day. These balls are of great service in many of the disorders of horses, and are some of the best staling balls yet found out.

By following the foregoing directions, a cure will generally be performed. Sometimes in this disorder little knots break out, especially upon the hind parts of the horse, and these knots throw out a little matter. When this is the case, you must rub them with strong mercurial ointment. Sometimes these little tubes, or pustules, have living insects in them: but by rubbing them as I have just directed you, they will be destroyed and the cure completed.

### The Hidebound.

This disorder is too often brought on by the horse being worked too hard, and badly kept; although this is not always the case. When the skin of a horse sticks so close to his ribs that it appears immovable, the horse is said to be hidebound. But this is not properly a disease, but rather a symptom, being often caused by previous disorders, such as fevers, convulsions, surfeits, worms, or disorders of the kidneys or lungs.

CURE.—As the hidebound may proceed from various causes, it is necessary to determine the cause, before such medicines can be applied as will remove it. If it owe its origin to hard labor and want of food, rest and plenty will soon remove it. If it be caused by worms, worm medicines must be applied; or if it be left by any imperfectly-cured disorder, the following drink must be given:

- 2 ounces of Aniseeds, in powder.
- 2 ounces of Ginger, in powder.
- 1 ounce of Grains of Paradise.
- 2 ounces of Mustard.
- 2 ounces of Turmeric.

All to be powdered, and to be given in warm ale, fasting, and to fast two hours after. Bleeding, tapping and physic are also necessary, when the hidebound is left by any disorder.

### The Mange.

This disorder is more shameful than dangerous, for you can not go abroad with a scabbed horse without being hissed at, neither is it proper; for this disease is so infectious that every horse that may come near it will be in danger.

The Mange is too well known to need a long description, though some have been mistaken, and have taken a hot itching eruption for it.

**SYMPTOMS.**—At first it is confined to the skin, but by long continuance it vitiates and pollutes the blood. The skin is generally thick, and full of wrinkles, especially about the mane, the loins, and the tail; and the little hair remaining on those parts stands erect. The ears and eyebrows are commonly naked; and when the limbs are affected, they have the same appearance: but at the same time the horse is not raw, nor does the skin peel off as in a Surfeit.

**CAUSES.**—The Mange is generally taken by infection, for it is so very catching, that if a horse be put into a stable where one in the Mange has stood, before it be thoroughly cleansed, he will hardly fail being infected. But though infection is the general, it is not the only cause of the Mange. Low feeding, and running long abroad in cold, pinching weather, without sufficient provender, will cause a horse to have the Mange.

**CURE.**—When the horse has been infected by another, the disorder is not so obstinate as when caused by starvation, for the blood will not be in so bad a state. When you think a horse has got the Mange, apply the following where you think it needful, and it will cure it at the beginning without much trouble or expense:

- 4 ounces of Sulphur Vivum.
- 4 ounces of White Copperas.
- 4 ounces of White Hellebore Root, in powder.

Mix all together in two quarts of butter-milk, and rub the places well. By this method you can cure most scabs of short duration; but when once the Mange has got great hold, it will require sharper treatment. Make the following for one horse:

- 4 ounces of Sulphur Vivum.
- 2 ounces of White Hellebore Root, in powder.
- 2 ounces of Blue Stone Vitriol, in powder.
- $\frac{1}{2}$  ounce of Verdigris, in powder.
- 4 ounces of Flanders Oil of Bays.
- 3 gills of Whale Oil.

Mix all well together, and rub the horse well with it all over—in the sun, if in summer, but before a fire if in the winter. In summer you must also turn him out to grass after rubbing, but in winter keep him warm in the house. You must be careful to wash your saddles and bridles, cart gears, stands, mangers, racks, &c., well with quick-lime and chamber-ley; for if you do not clean all that the horse may have used, the infection will remain. You will find the above a certain cure, if managed rightly, for I have cured hundreds with it, and I do not remember one instance of its failure.

At the same time give freely of flour of sulphur and liver of antimony ; and if you have a number of horses infected, be sure to rub them all together.

Some people say that when a horse is rubbed for the scab he will infect others, but I am of opinion that he will not, neither do I remember an instance of it.

### The Farcy, or Farcin.

There have been many opinions respecting this disease. Some authors reckon five kinds ; but although there are so many different branches, yet four of them have the same root. The Water Farcy is different from the others, and therefore I shall put it afterwards by itself. There is a scurvy which horses are subject to, and which is often called a Farcy ; but it is no such thing, for there are only the two kinds of Farcy, which I shall here treat upon. Horses are often said to have the Farcy when they have not, for sometimes when people do not know the proper name of a disorder, they call it the Farcy. The true Farcy is a disorder of the blood-vessels, and generally follows the course of the veins, and when inveterate, thickens their coats and integuments in such a manner that they become like so many cords.

**SYMPTOMS.**—At the beginning of this disorder a few small knobs or tumors, resembling grapes, are found on the veins, which are so painful to the touch that the creature shows evident marks of uneasiness on their being pressed with the finger. They are at first very hard like unripe grapes, but in a very little time they grow soft, and break and discharge a bloody matter, and become very foul and untoward ulcers. This disease appears in different places on different horses. Some show it first on the head ; some on the external jugular vein ; some on the plate vein, extending from thence downward, on the inside of the fore-leg, towards the knee, or upwards towards the brisket. In some it first appears about the pasterns, on the sides of the large veins, and on the insides of the thighs, extending towards the groin ; in others on the flanks, spreading by degrees towards the lower belly ; and some horses are nearly covered all over the body at once.

**CURE.**—When the Farcy attacks only one part of a horse, and that where the blood-vessels are small, it may be easily cured ; but when the plate vein is affected and turns corded, and especially when the crural veins, withinside the thigh, are in that condition, the cure is very difficult, and the creature is rarely fit for any thing but the lowest work after it.

Therefore those who depend upon some particular medicine, and flatter themselves with being able to cure every species of the Farcy with it, will find themselves wretchedly mistaken ; for different medicines are needful, according as the disease is superficial or inveterate. The former is easily cured, for sometimes moderate exercise is sufficient ; but the latter requires knowledge and experience ; and often baffles the most skillful, and defies the whole power of medicine.

From the above description of this disease it appears that it is of the inflammatory kind, and that the blood-vessels are affected. Copious bleedings are therefore absolutely necessary, especially if the horse be fat and full of blood. This evacuation always checks the progress of the Farcy in its beginning, but its good effects soon vanish, especially if the horse be low in flesh. After bleeding, mix the following :

4 ounces of Cream of Tartar.  
 4 ounces of Liver of Antimony.  
 4 ounces of Lenitive Electuary.  
 4 ounces of Castile Soap.  
 2 drams of Calomel, 8 drams to an ounce.

Make these into balls, and give two ounces a day for some time. While giving these balls, dissolve a little nitre in the water given to the horse to drink. These medicines will keep his body open, and allay the inflammatory heat of his blood, which is the principal cause of the disease ; and while they are given inwardly to remove the cause, let the tumors be rubbed twice a day with the following ointment :

4 ounces of Elder Ointment.  
 4 ounces of Flanders Oil of Bays.  
 2 ounces of White Vitriol.  
 1 ounce of Red Precipitate.  
 2 ounces of Sugar of Lead.

Beat all well together into an ointment, and keep it for use. This ointment will soon disperse the tumors, which will leave small bald spots on the skin, but the hair will grow again in time. If the tumors break, and run a thick, well digested matter, it is a sign that the disease is conquered, and the horse will soon be well ; but it will be necessary to give him two ounces of liver of antimony every day for a fortnight, and two ounces every other day for a fortnight after, in order to sweeten his blood, and disperse the small bunches that remain. This method never fails when the small veins only are affected ; and a short time will complete the cure.

But when the Farcy affects the large blood-vessels, the cure is far more difficult. Let the practitioner always attempt it at the beginning of the disease, as he then will have fewer

difficulties to encounter ; for delay renders that almost impossible to be overcome which at first might have been easily conquered. Therefore, when the plate or crural veins are corded, lose no time, but bleed immediately on the opposite side, and apply to the distempered vein the following mixture, which is proper to dress the wounds with, but not before they are broken out :

1 dram of Corrosive Sublimate.  
1 ounce of Spirits of Salt.

Powder the sublimate, and put it into a bottle, and put the spirits of salt upon it to dissolve it ; then add two ounces of vinegar, by degrees. This is a very proper mixture to dress the ulcers with ; but if it can not be easily got, take

6 ounces of Oil of Turpentine.  
3 ounces of Oil of Vitriol.

Put the pot in water with the turpentine in it, and pour the oil of vitriol in, a little at a time, and keep stirring it till it shall have subsided. If the Farcy be situated in the loose and fleshy parts, such as the flanks and belly, the mixture should consist of equal parts of oil of turpentine and oil of vitriol ; but when the seat of the disease is in the parts which are less fleshy, the proportions above are best calculated to perform a cure. The medicine must be used in the following manner. Rub the parts affected with a woolen cloth, and then apply some of the compound oil to every bud and tumor. Continue this method twice a day, and at the same time give cooling physic every other day. The balls and nitrous draughts before mentioned will answer the intention. By this treatment the tumors will be digested, and the cords dissolved ; but it will be necessary to give liver of antimony to complete the cure, and to prevent a relapse ; and also to dress the sores, when well digested, with a mixture of bees' wax and oil, which will heal them, and smooth the skin.

Sometimes the disease will not yield to this treatment, especially when situated near the flanks or the lower belly. In that case it will be necessary to bathe the parts with the compound oil, as far as the centre of the belly ; and at the same time to give a course of antimonial medicines. The following composition is stronger than the last, and on that account is often used when the disease is obstinate :

4 ounces of Spirits of Wine.  
2 ounces of Oil of Turpentine.  
4 ounces of Oil of Vitriol.  
2 ounces of Vinegar.

Mix all together, with the caution before directed. When

this method fails, and the disorder becomes inveterate, try the following, which is recommended by an eminent practitioner :

- ½ pint of Linseed Oil.
- 3 ounces of Oil of Turpentine.
- 3 ounces of Oil of Peter.
- 2 ounces of Oil of Bays.
- ½ ounce of Oil of Origanum.
- ½ ounce of Stroug Aquafortis.
- 2 ounces of Barbadoes Tar.
- 2 drams of Tincture of Euphorbium.

Mix all together with caution, as before directed. This medicine must be rubbed on the tumors and corded veins once in two or three days, observing that if the mouths of the ulcers are choked up, or so thick as to confine the matter, to open a passage with a small hot iron ; and also to destroy the proud flesh, which may be kept down by touching it occasionally with oil of vitriol, aquafortis or butter of antimony.

In this disorder, these are the best ways of proceeding that have yet been discovered ; but it is to be considered as an obstinate one, and is sometimes very bad to cure. It has hitherto baffled many an able practitioner, and it is to be feared will baffle many more ; for when the blood has got into such a corrupted state, it bids defiance to medicines.

The ingenious Dr. Brackden recommends the strong mercurial ointment for rubbing the cords and tumors with before they break ; and in order to disperse them when they are broken, to dress the sores with a mixture composed of equal parts of Venice turpentine and quicksilver. If the mouth becomes sore by this means, a gentle purge should be given to prevent salivation. This is doubtless a very good method, and if care be taken, will often prove effectual. He also recommends the following alterative ball :

- 1 ounce of Liver of Antimony.
- 1 ounce of Bezoar Mineral.
- 4 ounces of Cordial Ball.

Beat all well together, and give about the size of a walnut every day for some time, fasting, and to fast two or three hours after.

I have given you the best prescriptions that I am able to give, and such as will not fail to cure if properly applied, if the horse be not incurable. I have been more particular in treating of this disease, because it is common among horses, and very often managed improperly by those who pretend to cure it. Such, therefore, as have valuable horses in this disease, would do well to be careful whom they em-

ploy, and assiduous in observing the methods they make use of to cure it, if they do not think proper to attempt a cure themselves. In my opinion they may do it better themselves by following these directions, than by trusting to farriers.

### The Water Farcy.

This disease varies very much from the last, and would more properly be called a Dropsy than a Farcy. There are two kinds of this disorder, but they are nearly of the same nature. One of them is produced by indisposition terminating in the skin, as is often the case in epidemical colds; the other is a true dropsy, where the water is not confined to the belly and limbs, but is found in different parts of the body, and a great number of soft swellings appear. When you press the finger pretty hard upon any of the swelled parts, or under the horse's belly, or on any part of the body, you may take it for granted that he has got the Dropsy, or what is called the Water Farcy.

This disorder mostly proceeds from foul feeding, or a continuance of very wet weather in the end of summer.

CURE.—Whenever the swellings appear, make scarifications, that is, holes through the skin. This may be done by a short fleam; and if you have not one short enough, put a collar made of a piece of leather on it. If the swelling be under the belly, strike a good many holes in at a time, but be careful to avoid the veins. By this means a great quantity of water will run out. Taps in the brisket are also often of great service. I have fleamed horses four or five times before I could get the swelling to subside. When the water has subsided, the blood is left in a bad state, to remedy which, a gentle purge should be given two or three times, eight days distance, to recover the crisis of the blood, and brace up the relaxed fibres of the whole body. Lime water is very proper, with a little nitre in it, and let the horse's food be warm mashes of bran, with a little malt in it. His keep must be increased by degrees. The disorder mostly happens to young horses that have not been used to high keep. You must give one of the following balls every day, omitting the time when the physic is working:

2 ounces of Squills.  
 1 ounce of Camphor.  
 1 ounce of Castile Soap.  
 $\frac{1}{2}$  ounce of Turpentine.  
 4 ounces of Yellow Resin.

Make these into a ball with honey, and give one ounce at a time. These balls will work the water off by urine. When

the horse has been treated in this manner till the water is evacuated, and he begins to recover, give him a pint of the following infusion every day for a fortnight, fasting, and let him fast one hour after each dose :

4 ounces of Gentian Root.  
 4 ounces of Black Hellebore  
 2 ounces of Jesuit's Bark.  
 4 ounces of Camomile Flowers.  
 1 Handful of Centaury.

Boil all together in six quarts of water, for ten minutes, let it stand till cool, and then strain it through a cloth. This strengthening drink will brace the fibres, cause the fluids to circulate quicker, and complete the cure.

### Founders.

The Chest Founder is produced by violent exercise on a full stomach, and drinking large quantities of cold branch water ; by the use of mouldy bran, corn, or oats, or by eating large quantities of green food, such as oats, wheat, peas, &c., while performing hard labor. The seat of the disease is in the lungs ; the heart and liver are also considerably enlarged, insomuch that there is not room for them to perform their office with ease. The liver, lungs, diaphragm, and surrounding parts, are all covered with large brown spots, and are much inflamed.

**SYMPTOMS.**—A horse that is chest foundered, will straddle or stake with his fore legs, showing an unwillingness to bring his feet together ; and if they are placed near each other, he will not permit them to remain so for a minute. Indeed, they are frequently twelve or eighteen inches apart, which is caused by a fullness and continual uneasiness about the chest : the cavity being too small to contain the lungs, &c., in their enlarged situation, with ease. The hind legs are free from the palsied appearance of those before, and it is not difficult to distinguish it from a common founder, as it is wanting in all its symptoms, except the stiff and numbed appearance of the legs.

Large bleedings, and half an ounce of aloes given internally in a ball, have sometimes afforded momentary relief. A horse laboring under this disease, is worth but little more than his board, as he is unable to bear fatigue, or undergo severe service.

The Common Founder is caused by riding the horse until much heated and fatigued, and then allowing him to cool suddenly, by drinking freely of cold water, or standing in an exposed situation, or in a cold stable without covering ; or,



without sudden cooling, it may be produced by too bountiful feeding, and his swallowing his food greedily, while very warm and hungry. Under such unfavorable circumstances, the poor animal, after resting, instead of being refreshed, is stiff and sore ; his rest, food, and drink, being more destructive to health than constant action and abstinence. On the contrary, had he been allowed to cool gradually, and fed sparingly, he would have escaped injury.

**CURE.**—Take from the neck vein a gallon of blood, and give as a drink, in a quart of strong sassafras tea, a table-spoonful of saltpetre, and a quarter of an ounce of assa-fœtida ; withholding any drink for six hours ; at the end of which, should he not be better, take half the quantity of blood, repeat the drink, offering him bran or oats scalded with sassafras tea, his drink being mixed with tea. His feet should be well cleaned, and filled with cow dung.

**OTHER REMEDIES.**—As soon as your horse is foundered, bleed him in the neck in proportion to the severity of the case. In extreme cases, bleed him as long as he can stand. Then draw his head up, and, with a spoon, lay salt back on his tongue, till he has swallowed one pint. Let him drink only moderately. Anoint his feet with spirits of turpentine, and he will soon be well. The founder pervades every part of the system. Bleeding arrests it in the blood, and the salt in the stomach and bowels. Attend to it immediately after the injury.

*The Prairie Farmer* recommends, as a simple and certain cure, to bleed the horse freely in the neck, as soon as the founder is discovered, and as soon as practicable, place him in water about up to his belly—the colder the better—and let him stand two-thirds of a day ; or, if badly foundered, longer. This drives the founder from his feet and legs, and prevents its settling there.

### Poll Evil.

This disease in the horse proceeds sometimes from striking the poll of his head against any hard substance, or from bruising the part with the halter, which causes it to swell. First abate the inflammation by bleeding, physic, and the application of cold lotions to the part. This will sometimes disperse the swelling. If it matters, hasten its formation with warm fomentations, poultices, or stimulating embrocations ; then open the swelling so that *the whole of the matter should run out*, and continue to do so. This is done by a seton. Keep it clean with warm water. A piece of the skin

of old bacon rubbed on with a hot iron, is a good application. Poll Evil has been cured by the following mixture (apparently at least by it in some instances.) Take finely pulverized flint glass three spoonful. put into urine, one pint in a bottle, and bury it in the ground for three or four days ; after which take one spoonful or more of the mixture, well shaken up, and put that much into each ear, once a day for three, four or five days.

### A Sprain in the Back.

All kinds of Sprains resemble each other. They are a relaxation of the tendinous fibres, from the muscular parts being overstretched. Sprains in the back are mostly caused by overweighting the horse, or by his losing his hind feet on the side of a hill ; and sometimes by putting him back too quickly. There is much difference between a Sprain in the back, and what is called tified in the back. Sometimes a horse catches cold in his loins by having his clothes or his saddle taken off when he is hot, and being turned out of doors ; and some horses are subject to Rheumatics, which make them lame in many places, and are generally taken for Sprains.

To cure a sprain in the back, first bleed pretty freely, and then give the following drink :

1 ounce of Tincture of Guaiacum.  
1 ounce of Balsam Capivi.  
1 ounce of Oil of Juniper.

To be put into a quart of strong parsley-root tea ; half to be given at night, half in the morning, and plenty of warm water to work them off.

Also, lay a sheep's skin with the flesh side to his loins for six or eight hours, if he can bear it ; and then turn the wool side to him, and let it stay on a day ; and when you take it off, sheet him well for fear of catching cold. Also, make a plaster of the following :

2 ounces of Oxyroseum.  
2 ounces of Paracellis.  
2 ounces of Red Dominion.  
2 ounces of Burgundy Pitch.

Melt all together, and lay them on pretty warm, and put a little wool, clipped short, on the charge while hot, and then pour on a little cold water to fasten the whole together. These are the best methods I am acquainted with, and if properly pursued, and the mixtures carefully made, there will be prompt relief.

## A Sprain in the Shoulder.

When the shoulder of a horse is sprained, he does not put out the leg like the other, but in order to ease it sets the sound foot firmly on the ground. When trotted in hand he forms a kind of circle with his lame leg, instead of putting it forward, and when he stands in the stable that leg is advanced before the other.

There is what is called a Shoulder-slip, which is worse than a Sprain. When this happens, the horse can neither lift his leg nor put it forward. You may know this by the shoulder-blade standing higher than the other; but to discern that, you must make him stand on the lame leg, for the leg he stands on will always appear a little higher than the other. The flesh will also shortly waste away from the shoulder-blade, which is a sure sign of a Shoulder-slip. When this accident has taken place, put a tap in the lame side of the animal's breast, and blow the shoulder full of wind with a pipe. When you have rinded the skin to put the tap in, hold the skin fast to the pipe, and blow the part that you have rinded full, and let some one draw the wind up into the shoulder with the edge of his hand as far as the top of the shoulder-blade, and then put in the tap, or rowel, and stop the hole up well with tow and salve. Give warm water for three days, and then open the place, stir the tap round, and rub the shoulder all over with the following liniment:

2 ounces of Spirits of Wine.  
2 ounces of Sweet Oil.  
2 ounces of Spirits of Sal Ammoniac.

Shake them well together, rub the shoulder well with the mixture every third day for some time, and if the horse do not get better with three or four times rubbing, use the following:

2 ounces of Oil of Turpentine.  
1 ounce of Oil of Origanum.  
1 ounce of Oil of Bricks.

Shake these up together, rub all on at a time, and walk the horse about a little afterwards. When near the sea, swimming in the salt water is very proper, and I have known swimming in fresh water to be of great use, particularly in clear running streams.

A sprain in the shoulder point requires nearly the same treatment as a slip, but you need not blow it. When it is attended by inflammation, cooling mixtures, such as extract of lead and water, must be used. But when a swelling or an inflammation takes place, it is mostly caused by a hurt,

or by a stroke from another horse. If there be no swelling, rub the shoulder point well with the following mixture every third day :

1 ounce of Oil of Peter.  
 1 ounce of Oil of Amber.  
 1 ounce of Oil of Spike.  
 1 ounce of Oil of Bricks.

Shake these well together, and rub the shoulder point every other day. If the horse be not better, take

1 ounce of Oil of Turpentine.  
 1 ounce of Oil of Origanum.  
 1 ounce of Oil of Swallows.  
 1 ounce of Oil of Amber.

Shake these together, and rub the shoulder point well with them every third day ; and if the horse continue lame, recourse must be had to blistering.

### **A Sprain in the Coffin Joint.**

This is often a grievous disease, and it is difficult to discover where the lameness is. It is often neglected till the joint grows stiff, and then the horse pitches upon his toe, and is afraid of bearing any weight upon his foot. If you press with your thumb in the hole in the horse's heel, and upon the cornet of his foot, you will soon discover whether the hurt is in the Coffin Joint.

When people can not tell the cause of a horse's lameness, they often say that he has got sprained in the coffin. In my opinion it is better not to doctor a horse than to apply stuff to you know not what. If people would have a little patience, most lamenesses would soon show themselves, especially a Sprain in the Coffin Joint, for it would raise a ring round the corner of the foot, not much unlike a Ring-bone, but closer to the foot.

The first thing to be done is to draw a little blood from the spurn vein, then mix an equal quantity of oil of bays, or oil of origanum, beat well together, and rub well all round, just above the hoof. Apply this for three or four days together, and if no better, you must have recourse to repeated blistering.

### **A Sprain in the Back Sinews.**

This kind of Sprain is more frequent among horses than any other, and is so common that I need not describe it, but only inform you how to cure it.

If it be recent, bathe the leg with a little hot vinegar, or verjuice, with a little saltpetre dissolved in it, and put round

it a proper bandage ; or, carriers' shavings, wetted with a composition made of vinegar, spirits of wine, and a little tar, and laid on the swelling with a pretty tight bandage round them, will be of great use. Take it off once a day, and soak the shavings again, or get fresh. Injuries of this kind must not be expected to be removed immediately. Rest is absolutely necessary, and turning the horse out to grass would be of great service as soon as the swelling disappears, but not before. If these methods fail, the next thing is to blister ; for I have known blistering succeed when all the former have failed. The last thing to have recourse to, is firing ; and this must be done carefully, and by some experienced person.

### Sprains of the Knees and Pasterns.

The knees are liable to many misfortunes besides sprains. The Speedy Cut is done by striking one foot against the other leg, just below the knee, and is frequently done by a horse that trots high. Sometimes it swells very much, and is taken for a sprain. Sometimes horses get kicked by others, or meet with some other accident which causes a swelled knee, which is sometimes bad to remove. A poultice, made as follows, and carefully applied to the part injured, will have a great tendency to remove the swelling :

Take 4 ounces of Tar,  
4 ounces of Spirits of Wine.  
3 ounces of Hogs' Lard.

Melt these together over a slow fire, and be careful not to set fire to them, and put in as much linseed-meal as will make them of a proper consistence. This is a very good poultice for many other kinds of swellings, and although but little known hitherto, I hope that it will be found of great service. If any substance be left which will not give way to this method, you must lay on a little blistering ointment.

### Lameness in the Stifle.

The Stifle is the tenderest part of a horse, except the eye. How many horses have lost their lives by misfortunes in this part, and how many have been left lame by not being properly cured ! A horse that is lame in the stifle generally treads on his toe, and can not set his heel to the ground without great pain and difficulty. When you find this is the case, bathe the part well with warm vinegar ; and if a puny swelling appear, foment it well with a woolen cloth wrung out of hot vinegar, wormwood and rosemary, having

added half a pint of spirits of wine to a quart of the decoction. Let this operation be continued till the swelling is nearly gone.

Owners of horses should watch closely for this lameness. They cannot be too careful of the feet of their animals. You should examine the feet of your horses frequently, and with much minuteness.

When a horse has got a stroke and cut by the heel of his shoe, great care must be taken to keep out the cold air, and to keep him from drinking cold water, especially in winter time; for if the horse take cold, and an inflammation come on, there is reason to fear that death will follow. When you perceive that a horse has got a stroke and is cut through the skin, bathe it well with the following mixture:

2 ounces of Spirits of Wine.  
1 ounce of Spirits of Sal Ammoniac.  
1 ounce of Oil of Amber.

Shake all well together, bathe the place well with it, and lay on a diachylon plaster with gum, in order to keep out the cold. If the horse grow very lame, and the place swell much, foment with the following:

Take a handful each of Wormwood,  
Elder Leaves, Camomile Flowers,  
Juniper Berries, Marshmallow Leaves.  
Boil in 2 gallons of Chamber-ley.

If the above can not all be got, take double the quantity of juniper berries and camomile flowers, and foment for some time, as before directed; and when you leave off fomenting, rub with the above mixture. Be careful to wrap the part up warm, and as soon as it comes to matter, dress it with basilicon ointment. If any brown lee appear, syringe tincture of Benjamin, or balm drops, into the wound. When a callous substance, or proud flesh appears, eat it off with red precipitate. These are the best ways of curing a horse that has got lamed in the stifle.

### Lameness in the Cup-Bone, or Whirlebone.

A lameness in this part of the hip is discovered by the horse's dragging his leg after him, and dropping backwards on his heel when he trots. If the muscles of the hips only are injured, the lameness may be soon cured; but if the ligaments of the cup are affected, or relaxed, the cure is often very tedious; and when the cup is full of glueish liquor, the cure is doubtful. I have known the ligament which holds the hip bone in the cup to be broken, and then the hip bone

has come loose ; but this seldom happens, and when it does, nothing can be done to relieve it. When a horse is lame in the cup-bone, rub him well with the following mixture :

- 1 ounce of Oil of Amber.
- 1 ounce of Oil of Bricks.
- $\frac{1}{2}$  ounce of Oil of Origanum.
- 1 ounce of Oil of Turpentine.

Shake these well up, rub one half on the cup, and the other half the third day. I have known this mixture remove the complaint when of long standing ; but if it fail, you must try what blistering will do. The last thing to be tried is firing. I have fired horses that have been lame above a year, and cured them by it.

It is very easy to fire a horse in this part. Take the iron and make a circle, eight inches in diameter, like a cart-wheel, with scores about an inch asunder. Cut nearly through the skin ; and if you do cut through in some places, it will be no worse. Then lay on the following charge :

- 2 ounces of Oxyroseum.
- 2 ounces of Paracellis.
- 2 ounces of Red Dominion.
- 2 ounces of Burgundy Pitch.

Melt these all together, lay them on pretty hot, lay a little wool, clipped short, on before it cools, and then a little water on to fasten all together.

Sprains in the Fetlock, or anywhere in the limbs, may be treated in the same manner, and if the oils will not remove the substances, blisters will ; therefore I shall give you a recipe for a blister which is not only suitable for those complaints, but for others where a blister is wanted.

- Take  $\frac{1}{2}$  ounce of Quicksilver.
- $\frac{1}{2}$  ounce of Venice Turpentine.
  - 2 ounces of Flanders Oil of Bays.
  - $\frac{1}{2}$  ounce of Gum Euphorbium.
  - 1 ounce of Spanish Flies.
  - 2 drams of Oil of Origanum.

Rub the Venice turpentine and quicksilver well in a mortar for some time, and then put in the oil of bays and rub for some time longer, till the quicksilver is quite killed. Powder the gum and flies well, and mix them all together. When you lay the blister on, rub it well against the hair to get it to the bottom ; lay it on with a broad pointed knife, and cover it with a cloth, or the horse will get his mouth to it. This blister will answer any purpose you want a blister for, but you must observe that there must be fifteen days between the times of laying it on.

## The Bone-Spavin.

Although this is a common disorder among horses, yet it is little understood by either breeders or farriers. The Bone-spavin is a bony excrescence, or hard swelling, on the inside of the hock of a horse's leg, and sometimes owes its origin to kicks and blows, and sometimes to natural causes; but in the former case it is much more easily cured than in the latter; and those that grow spontaneously on colts, or young horses, are not so bad as those that appear in horses that have arrived at their full strength and maturity. In old horses they are generally incurable.

Sometimes the horse is very lame when the Spavin is first coming out, and when it has come out is better for some time, and then grows lamer again as the bone hardens. I would advise you to apply a blister as soon as you have any suspicion that a horse is likely to put out a spavin, and to continue blistering, every fortnight, for some time, by which means you may stop a Spavin in a young horse.

**CURE.**—Mild medicines should be used if the horse is young, as they will in a short time wear the tumor down by degrees, which is much better than trying to remove it at once by severer methods, which often have a very bad effect, and produce worse consequences than those they were intended to remove. But in full-grown horses other treatment is necessary. The following ointment is probably the best that can be used :

- 2 ounces of Cantharides.
  - 4 ounces of Mercurial Ointment.
  - 3 ounces of Tincture of Iodine.
  - 4 ounces of Turpentine.
  - 3 drams of Corrosive Sublimate.
- Mix with 2 pounds of Lard.

Cut off the hair from the part affected, and grease thoroughly with the ointment thus made, rubbing it in well with the naked hand. Let it remain two days, then grease the part with lard. In two days more wash it off with soap and water, and then apply the ointment again. Continue this till a cure is effected. By these means Bone-spavin may often be cured; but when they fail, recourse must be had to firing.

Before you fire a horse for the Bone-spavin, be careful to take the vein out of the way, for it generally lies over the Spavin, and you can not fire deep enough to come at the callous substance without its removal. In order to destroy the vein, cut a nick through the skin upon it, just below the Spavin, and another just above it, and put a crooked needle



under the vein, and tie both ends : then cut the vein across between the tyings, both above and below, and you may either draw the piece of the vein out or leave it in. Let the iron you fire with be pretty sharp ; cut four or five nicks upon the bone, and let the iron take hold of the superfluous bone, in order that it may waste away by mattering ; and when you have done, lay on some white pitch, pretty hot, and put a cloth round it to keep it on. In three days open the place and dress it with yellow basilicon.

### The Blood-Spavin, or Bog-Spavin.

Many farriers and horse-dealers divide this disease into two heads, and give them different names ; but to my certain knowledge they are both one, for I have proved it in many ways. A Blood-spavin does not come by breeding from spavined mares, nor by being got by spavined horses, as the Bone-spavin does ; but you may safely breed out of a Blood-spavined mare, or have the foals got by a Blood-spavined horse. In my opinion Blood-spavins are generally brought on either by Sprains, or hard labor when the horse is young, and sometimes when he is full-grown.

The Blood-spavin, or Bog-spavin, is a dilation of the vein that runs along the inside of the hock, and forms a small soft swelling in the hollow part, which in time renders the creature lame, but seldom till the gelatinous matter becomes ropy, like melted glue in a bag, and is situate on the inside of the hough. Sometimes it goes through the back part of the joint, and then it is called a thorough-pin.

**CURE.**—Soon as you discover the vein puffed up, or forming a bag, lay on some blistering ointment, and in four days after bathe the swelling well with hot vinegar, with a little saltpetre dissolved in it. Also put a bandage round it to disperse the swelling as much as you can. If this method do not succeed, you must make two incisions in the skin lengthwise, as the vein runs, one just above, and the other just below the joint, and lay the vein bare : then put the end of a buck's horn under it, raise it up, and fasten it in both places with waxed thread : then cut the vein in two at both places, within the tyings, and if you think proper, draw the vein out. This method of proceeding will cure most Bog-spavins at the beginning. The Blood-spavin may also be cured by applying the same ointment used in Bone-spavin, only it should be applied once in six days instead of once in four. This spavin ointment is very powerful, and when properly used is the best ever invented.

### A Corb.

This is a soft swelling that rises out of the joint on the back part of the hind-leg. just below the hock, and mostly lames the horse, besides being unpleasant to the eye. To cure it, strike a few holes into it with a pricker, made so as just to go through the skin, then rub well with oil of origanum, and blister as often as needful. If this will not answer, use the Spavin ointment once in six days.

### A Ring Bone.

This is so well known that I need not describe it, but only point out the remedy ; yet I must observe that a Sprain in the Coffin is sometimes taken for a Ring-bone, when it causes a rim to rise just above the foot. Ring-bones come out from the pastern, between the fetlock and the foot ; but if the pastern is long, they are nearer the foot. They will generally yield to the same method of cure as a Corb, especially if just coming out, but if not, use the Spavin ointment in same manner as in Bone-spavin, only do not apply it so often. Once in six days is often enough.

### Mallenders and Sallenders.

The first is on the fore-leg, at the bend of the knee, and the last on the hind-leg, at the bend of the hough. They crack and throw out a thin brown matter, and sometimes, a hard scurf, or scab, which prevents the horse from bending the limbs which are affected as he should do.

CURE.—They both proceed from the same cause, and consequently require the same treatment ; which consists in washing the parts with old chamber-ley, or a warm lather of soap-suds, and afterwards applying strong mercurial ointment, spread on tow, to the cracks, once a day till the scabs fall off, when the cure will be completed ; and then it will be necessary to give him a dose or two of physic. If the disorder will not yield to the mercurial ointment, make a strong mixture of vitriol water, and wash the cracks with it, and it will dry them up, and cause the scabs to fall off.

### The Strangles.

Most horses have this disorder while young, but at seven years old they are out of danger. There are two kinds of this disorder. The common kind is a swelling under or between the jaw-bones. The other, which is called the bastard kind, is much the worst. Sometimes swellings appear

on the buttocks, break, and discharge matter for a few days, and then dry up, after which others appear in a fresh place in the same manner. I have known horses that have had this complaint eight or ten weeks. The common kind begins with a swelling between the jaw-bones, which sometimes extends to the muscles of the tongue, and is often attended with so much heat, pain and inflammation, that before the matter is formed the creature swallows with the utmost difficulty.

**SYMPTOMS.**—The Strangles is attended with great heat and fever, a painful cough, and great inclination to drink, without being able. Some horses lose their appetites entirely, and others eat but very little, occasioned by the pain resulting from the motion of the jaws in chewing and swallowing. When the horse runs much at the nose, it is not a good sign. Although this disease is very troublesome, it is not dangerous, except when the swelling turns upwards against the wind-pipe and gullet, and then there is danger of suffocation if it do not break soon.

**CURE.**—The Strangles is not properly a disease, but a discharge common to young horses, and therefore it follows that the discharge must be promoted in order to throw off the offensive matter. The best method of doing this is to keep the swelling always soft by soaking it with softening ointment, such as marshmallows, or elder ointment. I have known oil of swallows, with a little spirit of hartshorn in it, to be very useful in bringing the swelling forward and causing it to break. A cloth in the form of a cap, put on the horse's head, and stuffed with wool to keep the swelling warm, will be of great service. Some people apply a poultice, but there is no need of this if the above be properly used. Give plenty of warm water, with a little meal on it; for in this disorder a horse can not swallow dry food enough for its support. When they gather and break, see that the matter runs freely; if not, open them with the point of a sharp knife. It will be five or six days before they break.

When the swelling is broken, and the orifice of a proper size to discharge the matter, dress with the following ointment spread on tow :

Take 1 pound of Yellow Resin.  
 1 pound of Burgundy Pitch.  
 ½ pound of Honey.  
 ½ pound of Common Turpentine.  
 1½ pounds of Hog's Lard.  
 4 ounces of Beeswax.  
 1 ounce of Verdigris, finely powdered.

Melt the ingredients together, but do not put the Verdi-

gris in till nearly cold, and keep stirring all the time till cold, or the Verdigris will fall to the bottom. This is one of the best salves for wounds that has been found out, and especially for old ones.

The Bastard Strangles requires the same kind of treatment, but it is proper to give the horse some calomel physic also.

### The Glanders.

This disease has baffled all who have tried to cure it, and probably will do so to the end of time; so I advise those who may have a glandered horse, to put him off as soon as they shall be certain that he is so. People often mistake other disorders for the Glanders. A violent cold sometimes causes a running at the nostrils, and kernels under the jaws, when the horse is free from the Glanders. Sometimes a running at the nostrils is caused by laying too much weight on a horse. I do not pretend to *cure* Glanders.

SYMPTOMS.—The matter discharged from the nostrils of a glandered horse is either white, yellow, greenish, or streaked or tinged with blood. When the disease has been of long standing, and the bones are fouled, the matter turns blackish and becomes very bad. The Glanders is always attended with a swelling of the kernels, or glands under the jaws, but in every other respect the horse is generally healthy and sound, till the disorder has continued some time, and the morbid matter has affected other parts. If a thin, limpid fluid be first discharged, and afterwards a whitish matter—if the gland under the jaw do not continue to swell, and the disorder shall have been recently contracted, a speedy cure may be effected by applying the following .

1 ounce of Roach Alum.  
1 ounce of White Vitriol.

Powder these well, put them into a pint of warm vinegar, and syringe about an ounce up his nostrils every day. This may do good if the disorder be newly caught.

### Swellings and Imposthumes.

When a swelling is in its first stage, bathe it well with verjuice or vinegar, with a little saltpetre dissolved in it; and if the swell still continue, mix

1 ounce of Extract of Lead.  
1 ounce of Spirits of Wine.  
1 ounce of Spirits of Sal Ammoniac.  
3 ounces of Vinegar.

Rub the swelling well with it; but if it be very hot, add

four ounces of water instead of the vinegar. Should the swelling come forward and form matter, which you may feel by the pressure of your finger, let the matter out, but be sure to make the incision large enough that you may dress it with ease. When you have laid the part open, dress it with the green salve before recommended, on tow, for you can not have a more proper salve. The next time you dress it, that is the day after, make a wash of the following :

2 ounces of Spirits of Wine.  
 2 ounces of Spirits of Rosemary.  
 1 ounce of Roach Alum.  
 2 ounces of Water.

Mix these all together, and they will answer the purpose extremely well. When you have washed the wound with the above mixture, lay on a little green salve, on tow, and bind it on if you can, but if you can not, lay on a plaster to keep it on.

Some swellings, such as have been caused by bad barfens on the shoulders, or blows on the legs, will not submit to weak mixtures, nor come to matter in a reasonable time. Mix the following, and it will either take them off or bring them to matter :

2 ounces of Oil of Spike.  
 1 ounce of Oil of Amber.  
 $\frac{1}{2}$  ounce of Oil of Origanum.  
 1 ounce of Oil of Turpentine.

Mix these well together, and rub the swelling well with them every other day. I have known this remove obstinate swellings.

## Wounds.

Wounds are caused by accidents of various kinds. When the skin is much torn from the flesh, if you are at hand while the wound is quite fresh, take a square-pointed needle and a waxed thread, and sew it up. Mind to put the needle in straight, one side over against the other; draw the skin tight, and tie a knot; cut off the thread, and then take another stitch about an inch off, and so proceed. When some people sew up a wound they do it the same as they would sew up a piece of cloth, but that is quite wrong, for they should tie a knot at every stitch, and cut the thread off. But when you do not see the wound until the place is growing dead, and the skin is drawing up, then take off the loose skin; for if you keep it on it will curl up, and leave a blemish. Always keep the lips of a wound down.

When a wound is upon or near a joint, there is danger of

throwing out a joint-lee, of which there are three kinds. One, and mostly the first, is thin and brown, something like sweet wort ; the second is rather thicker and tougher, something like melted glue ; and the third, which is the worst, is like muddy water and snort mixed together. This last has deceived many people ; for when the wound has thrown out this kind of lee, with little white slippery pieces, something like matter, it has often been taken for such. When you find any of these kinds of lee, get a bottle of Riga Balsam, and syringe the wound every day. If Riga Balsam can not be got, use Tincture of Benjamin. I have known fomentations be of great use, especially on the stiffe joint. When a wound is of a dead color, and the lips rise, and the dirty lee flows profusely, the cure is to be despaired of. If proud flesh arise when a wound is in a fair way for healing, take

- 1 ounce of Basilicon.
- 2 drams of Red Precipitate.

Mix them well together, and lay them on the proud flesh. This ointment is also very proper to dress a wound with that appears dead, and does not discharge a proper matter. If the proud flesh do not submit to the above, lay on a little blue vitriol, in powder, or touch it with caustic or oil of vitriol ; and should none of these make it give way, lay on a little corrosive sublimate. The salves, tinctures and mixtures already laid down, are sufficient to cure any curable wound.

### Hurts in the Feet.

Horses are oftener hurt in the Feet than any where else, and those hurts are often received from the blacksmith. Every blacksmith should be a farrier, and every farrier a blacksmith, for these businesses should go hand in hand. Sometimes a horse is lamed by being shod into the quick. The foot should always be carefully examined on the first appearance of lameness. Sometimes a nail with a flaw in it will cause a great grievance, as one part will come out and the other will go into the foot. Blacksmiths should never use such nails except in a frost, when they can put them into the old holes. Sometimes they leave stumps or pieces of nails in the feet ; and sometimes when they drive a nail they turn the point into the foot, and then draw it back and put in another, taking no further thought about it, and when the horse becomes lame they say he is gravelled.

When a horse has got lamed in the foot, be careful to cut it well out, and to damage the hoof as little as possible, and

dress the place with oil of turpentine, spirits of tar, and common tar. Lay no hot drying drugs on, unless proud flesh rise.

Sometimes corns on the heels cause a horse to be lame ; cut them out, and dress the place with aquafortis. There is another fault which blacksmiths are guilty of, and which is a great hurt to a horse. that is, cutting or paring the heel down too much. The heel being best to come at, they clap the paring-knife there and cut them down, when there is no need to take any off them at all. The heels are the greatest support of the horse, and by paring them too thin, both corns and lameness in the back sinews are produced.

Before a blacksmith begins to shoe a valuable horse, especially a road-horse, he should examine how he stands and how he goes. If he go low, heavy shoes should be used ; but if he go high, light ones. If he turn his toes out, he will cut with the heel. and if he turn them in, will cut with the spurn. If he have a thin, flat foot, he should have broad shoes ; but if a hollow, dished foot, narrow ones. If the crust be thin, and the vein near, small nails should be used. Some horses are hoof-bound—that is, have straight heels which pinch the vein between the hoof and the coffin. When this is the case, thin the soles of the feet till the blood springs through, and then put on screw-shoes, and screw the feet out. Let the screw-shoes stay on a fortnight. You may screw the feet out more than half an inch.

The next thing to be considered is gravel rising from the bottom to the top of the foot, and breaking out at the corner. How many twitter-bones have been thus formed that might have been prevented ! When the gravel comes up to the top of the foot, take away the sole at the bottom, and the hoof at the top, and mix equal parts of oil of turpentine and oil of origanum, and bathe the top part of the foot. This will prevent a twitter from forming.

### A Twitter-Bone.

A Twitter-bone makes a horse very lame, and not fit for work. It keeps throwing a tough white matter out of what is called a pipe. In order to cure it, first find out where the pipe leads. This you may do with a piece of round lead, the size of a small quill-barrel. Have the following ready, viz. :

$\frac{1}{2}$  an ounce of Sublimate, in fine powder.

1 ounce of Spirits of Salt.

Add juice of one lemon when Sublimate is dissolved.

Mix all together, and syringe a squirt full into the pipe when you take the lead out ; and when you draw out the

point of the syringe, put your thumb upon the place to prevent it coming back again, and then put on a pledget of green salve and tow. Do this every other day, for three or four times, and by this method most twitters may be removed. But if this method fail, the next thing to be done is to put a hot iron, the thickness of a small finger, where the pipe leads to, and to fill the hole with sublimate, and bind on it a pledget of green salve with a cloth. Let it be five days, and then lay on some more salve and tow, and in five days more the Twitter-bone and pipe will come out. The wound must be washed with the following mixture, and dressed with green salve and tow every other day, till nearly well :

1 ounce of Bole.  
1 ounce of Oil of Origanum.  
4 ounces of Oil of Turpentine.

Shake them up well together, and they will both help to heal the wound, and to bring down the substance. If any more Twitter-bones or pipes form, you must take them out in the same manner.

### A Fistula, and Bruises of the Withers.

The Withers are much subject to bruises, caused by bad saddles, or such as are too wide in the front ; but, whatever be the cause, it is well known that by neglect they often terminate in a Fistula.

When the Withers are bruised and a swelling appears, lay a poultice of bran and vinegar over the part. People who have a horse which is crushed in the Withers, and pay no regard to it, are worse than savages, and are not fit to have such a useful animal.

CURE.—After a horse has been bruised in the Withers, the skin breaks and matter is discharged, and then the owner supposes that the abscess will subside, but he is often mistaken ; and the pipe which he perceives throwing out matter, is at the same time running forwards in the Withers, and forming a Fistula. When you find the disease proceeding in this manner, lay the pipe open with a sharp penknife all the length, for if you leave any unopened, it will form a Fistula. After you have laid the place open, dress it with the following mixture :

4 ounces of Potashes.  
4 ounces of Honey.  
2 ounces of White Vitriol.  
1 pint of Vinegar.

Boil all together, wash the wound well with the mixture,



and lay on the green salve and tow. If the above be not dry enough, add two ounces more of white vitriol, and two ounces of bole. These will make a salve by themselves : and by these methods you may cure any disease of the Withers arising from external injuries.

But tumors often arise in the Withers from internal causes, such as the crisis of Fevers. When this happens, you must not attempt to stop it, nor use any thing to put it back, for by this means you would drive it more into the shoulder-blades, and make it worse to cure ; but, on the contrary, do every thing you can to assist Nature in bringing it forward. You can not do better than lay on poultices twice a day till it breaks, for reason tells us that it is better to do so than to cut it ; but when it is broken, open the orifice with a knife, that you may have more freedom in dressing it ; but be careful in using the knife, that you do not catch hold of the ligament which turns along the neck to the Withers. Sometimes it runs to the other side of the neck, under the Withers. The cure is the same as before. Lay all the cavities open with the knife, and do not cut across if you can avoid it. Then take the following never-failing mixture to dress with :

4 ounces of Crude Sal Ammoniac.  
 2 ounces of Bole.  
 8 ounces of Honey.  
 2 ounces of Pearl Ashes.  
 2 ounces of White Vitriol.  
 1 pint of Vinegar.

Boil all together, and apply it to the wound every day at first, and afterwards every other day till well.

### Warbles, Girth-Galls, and Plushes from Saddles.

These grievances are commonly known, and the following mixture will effect a cure. take off the soreness, and leave the skin kind. I may affirm that it is one of the best recipes yet found out for the purpose :

2 ounces of Extract of Lead.  
 ½ an ounce of White Copperas.  
 2 ounces of Spirits of Wine.  
 4 ounces of Soft Water.  
 1 ounce of Spirits of Sal Ammoniac.

Mix all together in a bottle, keep shaking it up, and rub the affected places well with it, and put your saddles and barfens on while the places are wet in order to prevent them from infecting other horses.

Sometimes horses have what are called Setfasts on their backs. Rub them with a little mercurial ointment, in order

to raise them and make them come off; and if you can not pull them out after using the ointment, cut them out with a sharp knife, and apply to the place the above mixture, or heal it up as a common wound. Most excrescences on horses are cured in this manner.

### Windgalls.

These are mostly on the hind legs, near the fetlock, but I have known them above the fetlock, and on the arm. Windgalls are not only eye-sores, but lame many a horse. Many methods are tried to disperse them without effect. If you put your finger on one side, and your thumb on the other, and press with one of them, you will find the Windgall to go quite through the leg. The reason that they are mostly on the hind leg is, because the horse stands lower behind than before, and throws most weight on the hind legs.

CURE.—On the first appearance of a Windgall, bathe the place well with warm vinegar and spirits of wine, and put a pretty tight bandage round it. If this do not remove it, lay on blistering ointment till the cure shall be completed. But should this method also fail, which it seldom does, you must lay the Windgall open and dress it as a common wound. Before you use the knife, be careful to get the horse's body into a proper cool state by physic.

### The Grease.

This disorder is mostly brought on by soft corn, hard usage, want of proper cleaning, or a depraved state of the blood and juices; therefore it is proper to divide it into two heads.

CURE, WHEN THE VESSELS ARE RELAXED.—On first observing the legs of a horse to swell after standing several hours, and to recover their proper dimensions with exercise, be careful to wash them clean with chamber-ley, soap-suds, or vinegar and water, every time he comes in, for this will prevent or remove the disorder. Horses that have round or fleshy legs are more subject to the Grease than those that have flat legs; but a flat-legged horse is more easily sprained. Nitre, sulphur, and liver of antimony, are proper both to prevent the Grease and to refine the blood. Mix equal parts of each, and give a meat-spoonful every day in his food.

CURE FOR THE GREASE FROM INTERNAL CAUSES.—If the horse be full of flesh, the cure must be begun by bleeding, rowels, and repeated purging; after which two ounces of the follow-

ing balls should be given every other day for some time, and they will work by urine the day following :

4 ounces of Yellow Resin.  
 2 ounces of Salt of Prunel.  
 1 ounce of Oil of Juniper.  
 2 ounces of Salt of Tartar.  
 8 ounces of Castile Soap.  
 1 ounce of Camphor.

Put these into a mortar with about two ounces of honey, or as much as will make them into balls, and they will carry off the offending humors, and free the blood from its noxious qualities. But at the same time that these internal remedies are taken, outward ones should not be omitted. The legs should be bathed with warm verjuice ; and, if very bad, a poultice of boiled turnips applied. If turnips can not be got, make a poultice of linseed meal and bran, with a little hog's lard in to prevent it from growing hard.

Sometimes horses are neglected when in the Grease till they have what are called grape-legs. These may be cured on their first appearance, when they are in the bud, by laying on caustic, or corrosive sublimate. When the swelling is abated, make the following into a salve to dress the sores with :

1 ounce of Blue Stone Vitriol, in powder.  
 2 ounces of White Lead, in powder.  
 4 ounces of Honey.

Mix these well together, and lay them on the sores with tow, to heal them ; but, should they continue foul, and not frame to heal, mix four ounces of green salve, and four ounces of Ægyptiacum ointment well together, and lay it on in the above manner. The mixture will both heal and dry up the sores.

### Scratches.

This disease is a forerunner of the Grease, and is a hot oozing matter that breaks out like links, with a nauseous smell. It is very troublesome to a horse, causing his heels to look red and angry, and to be very sore ; and sometimes it is so violent as to render a horse lame, and make him unfit for use.

If you do not bleed and physic as soon as you find a heat in a horse's heels, you may soon have him laid in the Grease. Sometimes in slight touches of this complaint the heels are not hotter than usual. In that case, take a little flour of sulphur and spirits of wine, mix them together into an ointment, and fill the cracks well with it. When the disorder is

too hot to be healed by this ointment, rub with a little *Ægyptiacum* ointment, but be careful not to lay too much on, for it is a great drier.

Rat-tails at first resemble the Grease, and are attended with a hot scorbutic humor at the beginning, and often by neglect destroy the roots of the hair, and then there is no complete cure for them. but they may be relieved by rubbing with equal parts of strong mercurial ointment and Flanders oil of bays.

If a horse have got the Scurvy, or Scabs on his legs, this ointment will mostly take them off; but if not, mix well with hog's lard, one dram of sublimate, in fine powder. These two last mixtures will cure most Scabs, and mixed together they will cure the Itch.

### The Crown Scab.

This disorder is similar to the last. It breaks out on the cornet of the foot, and is at first a hot running tumor, and afterwards a dry, scurvy scab. Let the horse be bled and physicked, and then rub him with either of the above ointments, and the cure will be effected.

### How to Manage a Horse on a Journey.

In the first place, find out whether the horse is in health, and has been properly fed and exercised; for when a horse is flushed up, and has had no exercise, he is very unfit for a journey. Before you set out be careful to observe if his shoes are fast, and if they sit easy; also whether he cuts before or behind, or interferes, as it is called. If a horse cut with bad shoes, he will probably do it with new ones, notwithstanding what horse-dealers may say to the contrary.

If your horse's back inflame by the rubbing of the saddle, wash the part as soon as you perceive it, with salt and water, or vinegar and water, and have the stuffing of the saddle altered so as to remove the pressure from the part affected: but if the skin be broken before you perceive it, the injured part should be washed with a mixture, composed of equal parts of extract of lead, spirits of wine, and water. You must look well after his back, and walk sometimes, in order to ease him, especially when going down a hill.

It often happens, especially to young horses, that the legs swell, or become gourdy, as farriers call it, with traveling, and more frequently when a horse cuts. It is also observed that the hind legs swell oftener than the fore legs, because the fore parts stand highest in the stall, and consequently

the greatest stress lies on the hind legs. The best method of prevention is to wash the legs with warm water every time you bait, by which means the disease will be prevented, and much time, trouble and expense saved.

Nothing is of more consequence in traveling than to take care that your horse has water at proper times and in proper quantities. When a horse travels he perspires considerably, especially in hot weather, and should therefore be allowed to drink a little more than usual, as opportunity offers, which will refresh him greatly; but never suffer him to drink much at a time, for if you suffer him to drink his fill he will be dull and sluggish afterwards, besides the harm he may receive from drinking too much cold water when he is hot. Never allow your horse to be led to water, or to have his heels washed, after you have arrived at your inn, but let him have lukewarm water, or water moderately cool, when he has stood some time in the stable.

It is a general rule that when any extraneous body, or foreign matter, such as sand or gravel, is lodged in any part of the animal's body, it must be extracted as soon and as easily as possible. When gravelly matter has got into the quick at a nail-hole, or any other aperture, it ought to be removed as soon as possible, but with as little loss of substance as the nature of the case will admit of, for it is a folly to cut and pare away the hoof as some ignorant farriers do; because by that means they increase the evil instead of removing it, as it is a considerable time before the breach is repaired, and till that is done, the same part is likely to admit more gravel. So much, therefore, and no more, of the hoof should be taken away as is necessary, viz.: till the blackness or discoloration vanishes; then the wound should be dressed with the following balsam:

- $\frac{1}{2}$  an ounce of Gum Benjamin.
- $\frac{1}{2}$  an ounce of Balsam of Peru.
- 6 drams of Myrrh.
- 3 drams of Storax.
- 3 drams of Socotrine Aloes.
- 3 drams of Frankincense.
- 3 drams of Gum Guaiacum.

Powder the ingredients that will powder, and put them in a bottle with one quart of spirits of wine, and let them stand warm for eight or ten days, shaking the bottle up every day. This is an excellent balsam for green wounds, and no person that keeps valuable horses should be without it. Apply it warm to the wound, dipping a piece of tow or lint into it, and fastening it on to the part out of which the gravel or thorn has been taken, and renew it as it grows dry.

A horse is often seized with the Gripes on a journey, the best and surest cure for which is the following :

9 drams of Tincture of Opium.  
1 ounce of Spirits of Sweet Nitre.  
2 ounces of Olive Oil.

Mix the above in half a pint of mint-water, give it to the horse, and at the same time bed him well, that he may lie down to rest, and be careful not to give him cold water for a day or two after.

A horse that is subject to scouring or purging on the road, has what is called a washy constitution, and such horses seldom bear hardships well, because the aliment passes off before it is thoroughly digested, which is a sign that the fibres of the stomach and bowels are lax; therefore such horses should not be chosen. The best method of curing this disorder is, to keep the horse chiefly on hard food, and to give him proper exercise, also adding a little of the following composition to each of his feeds :

Aleppo Gall, finely powdered.  
Japan Earth, in powder.  
Irish Slate, in powder.

Mix these all together, and put them into a bladder for use. Sprinkle a little water on the horse's oats, rub them a while, and then sprinkle about half a spoonful of the powder upon them, and if he have not a very squeamish stomach, he will eat them as well as usual. But remember to proportion the quantity of the powder to the degree of the disorder, or you may make him too costive, which will be as bad as the other extreme when the horse's constitution shall require his being laxative rather than costive.

When a horse purges upon the road, occasioned by foul feeding, or catching cold, give him the following :

4 ounces of Venice Treacle.  
3 ounces of Armenian Bole.  
1 ounce of Japan Earth.  
1 ounce of Powdered Ginger.

Make these up into four balls, and give them night and morning.

When a horse has got a cough by catching cold, give

4 ounces of Cordial Balls.  
1 ounce of Liquorice Powder.  
1 ounce of Elecampane Bark.

Give all together in warm ale, fasting, and to fast two hours after.

## THE FLORENCES' IRISH BOY AND YANKEE GIRL SONGSTER.

CONTENTS :

Away Down East.	Molly of the Mead.
Bachelor's Hall.	My Boyhood's Happy Home.
Ballygarren.	My Heart is Sad.
Barney O'Neil.	My Son, Mickey.
Billy O'Rourke.	Norah McShane.
Bobbing Around.	Och, Blood and 'Ounds.
Bold Privateer.	Oh! Come With Me.
Boy with the Auburn Hair.	Ould Ireland! You're My Darlin'.
Captain Fitzeasy.	Our Mary Ann.
Emma Lee.	Paddy O'Flannagan.
Evening Star.	Paddy's Wedding.
Ever of Thee.	Peter Gray.
Flaming O'Flannagan.	Riddle Cum Dinky Doo.
Homeward Bound.	Rim, Tom! Tramp!
Iffy, Iffy, If.	Sal Sling.
I have no Mother Now.	The Cavalier.
Independence Day.	The Emerald Isle.
Isle of Beauty.	The Irishman's Shanty.
Johnny is gone for a Soldier.	The Irish Shoemaker.
Josiah Brown.	The Scenes of Home.
Kitty O'Rourke.	The Tail iv My Coat.
Larry O'Brien.	Trust to Luck.
Last Week I took a Wife.	We were Boys and Girls Together.
Listen, Dear Fanny.	When the Swallows Homeward Fly
Lost Umberrell.	Widow Clumsee.
Mary Avourneen.	Widow Mahony.
Michael O'Neary's Wake.	

Copies mailed to any address in the United States, free of postage, upon receipt of ten cents.

## THE LOVE AND SENTIMENTAL SONGSTER.

CONTENTS :

A Penny for Your Thoughts.	He Doeth All Things Well.
Alice Gray.	I Ask but for One Thrilling Kiss.
Autumn Leaves be Strewed Around	I Wandered by the Brook Side.
Aggie Asthore.	I am Leaving Thee.
All's for the Best.	I'd Offer Thee this Hand
Brightest Eyes.	I'm not Myself at all.
Be Off with You, now.	In this Old Chair.
Ben Bolt.	Jenny's Coming o'er the Green.
Beautiful Silver Sea.	Kitty Tyrrell.
Come into the Garden, Maud.	Kathleen Mavourneen.
Evening Star.	Katy Darling.
Ever of Thee.	Kitty of Coleraine.
Emma Lee.	Little Jenny Dow.
Ellen Bayne.	Lizzie Dies To-night.
Good News from Home.	Listen to the Mocking Bird.
Good Night! Good Night, Beloved!	Last Greeting.
Good-bye, Sweetheart! Good-bye!	Let the Toast be Dear Woman.
Give Me a Cot in the Valley I love.	Love Me Little, Love Me Long.
Home Again!	Mary Aileen.
Hark! I Hear an Angel Sing.	Molly Bawn.

## 2 Contents of Dick & Fitzgerald's Dime Song Books.

My Mother Dear.  
My Soul in One Unbroken Sigh.  
Mary of Argyle.  
Norah, the Pride of Kildare.  
Norah McShane.  
Norah, Darling, Don't Believe Them.  
Oh! Where is the Harm of a Little Kiss.  
Pretty Jane.  
Rock Me to Sleep, Mother.  
Rocked in the Cradle.  
Shells of Ocean.  
Scenes that are Brightest.  
Some One to Love.  
The Dearest Spot.  
The Gambler's Wife.  
The Silver Moon.  
The Dying Californian.  
The Low-backed Car.  
The Heart Bowed Down.  
The Standard Bearer.  
The Irish Emigrant's Lament.  
The Harp that Once.  
The Pirate's Serenade.

The Ivy Green.  
The Light of Other Days.  
The Good-bye at the Door.  
The Dreams of the Heart.  
The Miller's Daughter.  
The Murmuring Sea.  
The Three Ages of Love.  
Then You'll Remember Me.  
Thou art Gone from My Gaze.  
Thou art Mine Own, Love.  
'Tis Midnight Hour.  
True Friendship.  
Twilight Dews.  
'Tis Hard to Give the Hand where the Heart can never be.  
Why have My Loved Ones Gone.  
When the Swallows Homeward Fly.  
Where are the Friends.  
Would I were a Boy Again.  
We Met by Chance.  
Why do I Love Thee Yet.  
Within a Mile of Edinboro' Town.  
Will You Love Me Then as Now!

Copies mailed to any address in the United States, free of postage, upon the receipt of ten cents.

## THE CHARLEY O'MALLEY IRISH SONGSTER.

### CONTENTS:

Barnaby Finegan.  
Black Turf.  
Bryan O'Lynn.  
Biddy Magee.  
Corporal Casey. [master.  
Dennis M'Caster, the Irish School-Dublin Lasses.  
From Munster I Came.  
Good-Morrow to Your Nightcap.  
I came from the Land of the Pat's and Pitatees.  
I Came from the Roar.  
Irish English Scotchman.  
Irish Hearts for the Ladies.  
Johnny M'Clusky.  
Kill or Cure.  
Katty Mooney.  
Katty, Avourneen.  
Leave us a Lock of Your Hair.  
Meet me, Miss Molly Malone.  
Molly Malone.  
Now, Can't You be Aisy?  
Oh! Once we were Illigant People.  
Pat's Curiosity Shop.  
Paddy Conner.

Paddy Hegarty's Leather Breeches.  
Paddy's Wake.  
Pat and his Leather Breeches.  
Shelah O'Neal.  
The Snob and the Tailor.  
The Irishman.  
The Real Irish Stew.  
The Land of Old Erin.  
The Irishman's Wager.  
The Irish Love Letter.  
The Hard-Hearted Molly Carew.  
The Cobbler.  
The Flaming O'Flanagans.  
The Boys of the Irish Brigade.  
The Night before Larry was Stretched.  
The Young Irish Gentleman.  
The Piper.  
The Darlin' Ould Stick.  
The Wake of Teddy the Tiler.  
The Loves of Judy Rooney and Looney Conner.  
What Man would be without a Wife, I Should Like to Know.  
Widow Malone.

Copies mailed to any address in the United States, free of postage, upon receipt of ten cents.



## TONY PASTOR'S COMIC SONGSTER.

### CONTENTS :

- |   |   |
|---|---|
| <p>A Big thing on Ice.<br/>                 A Parody, (comic recitation).<br/>                 A Sweetener for the Ladies.<br/>                 Be Sure a Thing will Pay.<br/>                 Billy, I Have Missed You.<br/>                 Could'nt Stand the Press.<br/>                 Don't Think Much of You.<br/>                 Flying Your Kite too High.<br/>                 Folks that Put on Airs.<br/>                 Good Advice.<br/>                 Happy Hezekiah.<br/>                 Happy Land of Canaan.<br/>                 I Can't See It.<br/>                 Joe Bowers.<br/>                 Lather and Shave.<br/>                 Merry Month of May.<br/>                 My Mary has the Longest Nose.<br/>                 Nick, Not at Home.<br/>                 Ould Irish Stew.<br/>                 One Good Turn Deserves Another.<br/>                 Played Out.<br/>                 Sound on the Goose.<br/>                 Strike while the Iron's Hot.<br/>                 Something New to Wear.<br/>                 Sammy Slap, the Bill-Sticker.</p> | <p>The Clown's Consolations to Dis-<br/>                 consolate People.<br/>                 The Age of Machinery.<br/>                 The 'Orrible Tale.<br/>                 The Goose Hangs High.<br/>                 The Tickler.<br/>                 The Ragged Coat.<br/>                 The Yankee Quilting Party.<br/>                 The Goot Lager Beer.<br/>                 The Lazy Club.<br/>                 The Farmer's Alphabet.<br/>                 The "Rights of Man."<br/>                 The Widow Wagtail.<br/>                 The Bachelor's Dream.<br/>                 The Obstinate Man.<br/>                 The Traveler, (a comic recitation).<br/>                 Think of your Head in the Morn-<br/>                 ing.<br/>                 Tuscaloosa Sam.<br/>                 Unhappy Jeremiah.<br/>                 Umbrella Courtship.<br/>                 Wonder of the Age.<br/>                 Whole Hog or None.<br/>                 What will Mrs. Grundy Say ?</p> |
|---|---|

Copies mailed to any address in the United States, free of postage, upon receipt of ten cents.

## THE CAMP-FIRE SONG BOOK.

A collection of Jolly, Patriotic, Convivial, and National Songs, embracing all the Popular Camp and Marching Songs, as sung by our Army.

### CONTENTS :

- |   |  |
|---|--|
| <p>A Big Thing Coming.<br/>                 Abraham's Daughter.<br/>                 A Good Time Coming, Boys.<br/>                 A Glass is Good.<br/>                 America.<br/>                 Annie Laurie.<br/>                 Auld Lang Syne.<br/>                 A Yankee Ship and a Yankee<br/>                 Crew.<br/>                 Benny Havens.<br/>                 Bully for Us.<br/>                 Camp War Song.<br/>                 Columbia, the Gem of the Ocean.<br/>                 Come, Landlords, Fill.<br/>                 Come, Raise the Banner High.<br/>                 Corporal Kelly.<br/>                 Dixie of Our Union.<br/>                 Dixie of the Michigan Boys.<br/>                 Drink it Down.<br/>                 Free and Easy Still.</p> | <p>Gay and Happy.<br/>                 God Save our Native Land.<br/>                 Hail Columbia.<br/>                 Happy Land of Canaan.<br/>                 Home Again.<br/>                 Home, Sweet Home.<br/>                 How are You, Johnny Bull !<br/>                 Hurrah for the Union.<br/>                 I Love a Sixpence.<br/>                 Jeff Davis ; or, the King of the<br/>                 Southern Dominions.<br/>                 Jonathan to John.<br/>                 Let Cowards Shirk their Duty.<br/>                 Little Rhode Island.<br/>                 My Love, he is a Zou-zu.<br/>                 My Country, 'tis of Thee I Sing.<br/>                 Our Country's Flag.<br/>                 Our Father Land,<br/>                 Our Flag is There.<br/>                 Our German Volunteers.</p> |
|---|--|

## 4 Contents of Dick & Fitzgerald's Dime Song Books.

O'Toole and McFinnigan on the War.  
Pat's Opinion of the Stars and Stripes.  
Red, White and Blue.  
Songs of the Camp.  
The Brave Boys of Company D.  
The Bugle Note.  
The Flag of our Union.  
The Gallant Zouaves.  
The Girl I Left Behind Me.  
The London "Times" on American Affairs.  
The New York Volunteers.  
The Soldier's Hymn.

The Stripes and the Stars.  
The Star Spangled Banner (with additional verses).  
The Union Marseillaise.  
The Union Must and Shall be Preserved.  
The Union Root, Hog, or Die.  
The Yankee Volunteers.  
There Lies the Whisky Bottle Empty on the Shelf.  
Union and Justice.  
Viva L' America.  
Viva La Compagnie.  
Whack! Row de Dow.

All the above Songs go to Popular and well-known tunes, so that they can easily be sung. Copies mailed to any address in the United States, free of postage, upon receipt of ten cents.

## THE SHAMROCK; OR, SONGS OF OLD IRELAND.

### CONTENTS:

Aggie Asthore.  
Angel's Whisper.  
A Sweet Irish Girl is the Darling.  
Barnaby Finnegan.  
Colleen Bawn.  
Darling Old Stick.  
Doran's Ass.  
Erin go Bragh.  
Erin is My Home.  
Green Grow the Rushes, O!  
Heigh for the Petticoats.  
He Tells me He Loves Me.  
Hibernia's Lovely Jean.  
I'd Mourn the Hopes.  
I'm Leaving Old Ireland.  
I'm Not Myself at All.  
Irish Post-Boys' Song.  
Irish Tinker's Lament.  
Kathleen, Mavourneen.  
Katty, Avourneen.  
Kitty Tyrrell.  
Lament of the Irish Emigrant.  
Limerick Races.  
Ma Allieen, Asthore.  
Molly, Asthore.  
Molly Bawn.  
My Heart's in Old Ireland.  
My Nick-name is Barney.  
Norah McShane.  
Norah the Pride of Kildare.  
Och! Norah, Dear.  
Ould Ireland! You're My Darlin'.  
Paddy Goshlow.

Pretty Maid Milking Her Cow.  
Purty Molly Brallaghan.  
Savourneen Deelish.  
Sergeant McFadgin.  
Teddy O'Neal.  
The Blackbird.  
The Blarney.  
The Captain.  
The Croppy Boy.  
The Dear Irish Boy.  
The Exile of Erin.  
The Fairy Boy.  
The Fine Old Irish Gentleman.  
The Four-Leaved Shamrock.  
The Gray Mare.  
The Green Bushes.  
The Green Linnet. [Halls.  
The Harp that Once Thro' Tara's  
The Irish Brigade, O!  
The Irish Jaunting Car.  
The Land of Potatoes, O!  
The Lass o' Gowrie.  
The Low-backed Car.  
The New Policeman.  
The Old Country Party.  
The Patriot Mother.  
The Road of Life.  
The Shan Van Vogh.  
The White Cockade.  
The Wonderful Irishman.  
Up for the Green.  
Widow Machree.  
Willy Reilly.

Copies mailed to any address in the United States, free of postage, upon receipt of ten cents.

## FRED MAY'S COMIC IRISH SONGSTER.

### CONTENTS :

- |  |   |
|--|---|
| <p>Beer, Boys, Beer.<br/>                 Biddy Magee.<br/>                 Cabbage Green.<br/>                 Comic Medley. [Him.<br/>                 Don't Speak of a Man as You find<br/>                 Dublin Bay.<br/>                 Encore verses to Biddy Magee.<br/>                 Fred May's New Medley.<br/>                 I Likes a Drop of Good Beer,<br/>                 (music.)<br/>                 I'm a Ranting, Roaring Blade.<br/>                 I was the Boy for Bewitching them.<br/>                 Judge not a Man.<br/>                 Katty Mooney.<br/>                 Larry Morgan.<br/>                 Larry O'Brien.<br/>                 Limerick Races.<br/>                 One Bottle more.<br/>                 Paddy Miles.<br/>                 Paddy's Visit to the Theatre.<br/>                 Poor Old Sailor.<br/>                 Priest of the Parish.<br/>                 Quiet Lodgings.</p> | <p>Sal Sly and Billy Snivel.<br/>                 Simon the Cellarer.<br/>                 Smuggler King.<br/>                 St. Keren and King O'Toole.<br/>                 Teddy O'Neil.<br/>                 The Black Flag floating gallantly.<br/>                 The Gay Girls of New York.<br/>                 The Irish Janius.<br/>                 The Land of My Birth.<br/>                 The Learned Man.<br/>                 The Old Farm Gate.<br/>                 The Old Maid and her Tom Cat.<br/>                 The Old Musqueteer.<br/>                 The Pope He leads a Happy Life.<br/>                 The Rambling Boy.<br/>                 The Rambling Boy of Dublin.<br/>                 The Workhouse Boy.<br/>                 Toasts and Sentiments.<br/>                 True-born Irishman.<br/>                 Very Polite of Her.<br/>                 Watchman.<br/>                 What are You Crying for, Nelly.<br/>                 With a Jolly Full Bottle.</p> |
|--|---|

Copies mailed to any address in the United States, free of postage, upon receipt of ten cents.

## WOOD'S MINSTREL SONG BOOK.

### CONTENTS :

- |   |   |
|---|---|
| <p>Aunt Dina Roe.<br/>                 Brudder Bone's Love Scrape.<br/>                 Charleston Gals.<br/>                 Colored Fancy Ball.<br/>                 Colored Orphan Boy.<br/>                 Cynthia Sue.<br/>                 De Old Jaw Bone.<br/>                 De Singing Darkey ob de Ohio.<br/>                 Dina's Wedding.<br/>                 Ellen Bayne.<br/>                 Emma Snow.<br/>                 Female Slave's Lament.<br/>                 Fireman's Death, (music.)<br/>                 Forty-five Jokes and Conundrums.<br/>                 Gal from the South.<br/>                 Ginger's Wedding.<br/>                 Good Old Hlut at Home<br/>                 Guinea Ma'd.<br/>                 Hail! All Hail!<br/>                 I wish I was in Old Virginia.<br/>                 Jane Munroe.<br/>                 Jolly Old Crow.<br/>                 Julius Caesar Green.<br/>                 Julius' Bride.<br/>                 Kate Loraine, (music.)</p> | <p>Katy Darling, (music.)<br/>                 Listen to the Mocking Bird.<br/>                 Lubly Colored Dine.<br/>                 Lubly Dinah.<br/>                 Nancy Till.<br/>                 New York by Moonlight.<br/>                 O'er the Hills, Bessie.<br/>                 Poor Uncle Tom.<br/>                 Romping Nell, (music.)<br/>                 Rosa May.<br/>                 Rosy Anna.<br/>                 Sally White.<br/>                 Susey Brown.<br/>                 The Age of Humbug.<br/>                 The Loonst Hum.<br/>                 Uncle Gabriel; or, Sandy Point.<br/>                 Wake Up, Mose.<br/>                 We are gwain to de Shucking.<br/>                 Where is the Spot that we were<br/>                 Born on.<br/>                 Where is my Pompey Gone?<br/>                 Would I were a Boy again.<br/>                 Wood's Delineaters.<br/>                 Young Folks at Home.</p> |
|---|---|

Copies mailed to any address in the United States, free of postage, on receipt of ten cents.

## THE FRISKY IRISH SONGSTER.

### CONTENTS :

- |  |                                       |
|--|---------------------------------------|
| An Irishman's Excuse for a Fight;<br>or, Threat on the Tail of my<br>Coat. | Petticoat Lane.                       |
| A Tight Irish Heart for the Ladies   | Robinson Crusoe.                      |
| Ballinamana Oro.   | Sheelah O'Neal.                       |
| Barrel of Pork.  | Soldier's Dream.                      |
| Batch of Cakes.  | Sprig of Shillelah.                   |
| Biddy Maguire of Ballinaclash.   | Summer Hill Courtship.                |
| Bryan O'Lynn.  | The Anchor's Weighed.                 |
| Cruiskeen Lawn.  | The Bells of Shandon.                 |
| Dolly Dunn of Donnybrook.  | The Freemason.                        |
| Don't You Think She Did.   | The Great, Big, Ugly Irishman.        |
| Friend, by my Sowl, I'll Whisky<br>Drink.                                  | The Guager's Slip.                    |
| Gaffer Gray.   | The Humors of Passage.                |
| Going Home with the Milk in the<br>Morning.                                | The Hungry Army.                      |
| Handy Andy.  | The Jolly Beggar.                     |
| Hoppy Hoolahan's Lament on the<br>Death of His Duck.                       | The Land of Shillelah.                |
| Horticultural Wife.  | The Man in the Moon.                  |
| Jeff Davis.  | The Miller's Song.                    |
| Larry McHale.  | The Muleteer.                         |
| Murrough O'Monahan.  | The New York Volunteer.               |
| Murthogh Delany's Birth.   | The Pirate Crew.                      |
| Nell Flaugherty's Drake.   | The Stars and Stripes.                |
| Paddy Goshlow.   | The Wedding of Ballyporeen.           |
| Paddy's Grave.   | The Widow that Keeps the Cock<br>Inn. |
| Pat and the Priest.  | The Wild Irishman.                    |
|  | There's Room for All.                 |
|  | Useful Knowledge.                     |
|  | What an Illigant Life a Friar Leads   |
|  | Young Volunteer.                      |

Copies mailed to any address in the United States, free of postage, upon receipt of ten cents.

## GUS SHAW'S COMIC SONG BOOK.

### CONTENTS :

- |  |                                 |
|--|---------------------------------|
| Alonzo, the Brave.                     | Rat Catcher's Daughter.         |
| Shells of Oysters.                     | Larboard Watch.                 |
| The Bill-Poster.                       | Larry O'Brien.                  |
| Mr. and Mrs. Snibbs.                   | The Irishman's Shanty.          |
| Nora Daley.                            | New York in Slices.             |
| St. Patrick's Birth-Day.               | Hamlet—A Tragedy.               |
| The Female Smuggler.                   | Nonsense.                       |
| The Lively Flea.                       | Bumper of Lager.                |
| Sights for a Father.                   | Brogue and Blarney.             |
| Nepoletaine.                           | My Mary's Nose.                 |
| My Mother was a True Born<br>Irishman. | Fair of Clogheen.               |
| Paper Song.                            | Billy Nutts, the Poet.          |
| Mr. and Mrs. Bone.                     | In the Days when I was Hard Up. |
| Robin Ruff and Gaffer Green.           | The Irish Jaunting Car.         |
| Root, Hog, or Die.                     | Wooden Leg Sailor.              |
|  | The Sicilian Maid.              |

Copies mailed to any address in the United States, free of postage, upon receipt of ten cents.

## WOOD'S NEW PLANTATION MELODIES.

### CONTENTS :

Belle of Alabama.  
 Belle of Baltimore.  
 Belle of Tennessee.  
 Come, Darkies, Listen to Dis Song.  
 Chorus from Sonnambula.  
 Dandy Broadway Swell.  
 Dearest Mae.  
 De Corn Top Blossom.  
 De Purty Yellow Gal am a Warn-  
 ing.  
 De Skeeters do Bite.  
 De Yellow Gal wid a Bloomer on.  
 De York River by Steamboat.  
 Eighty-one Conundrums and Jokes  
 Eph Horn's Celebrated Story of  
 the Misfortunes of his Lady  
 Love.  
 Ephriam's Lament.  
 False Hearted Clementina.  
 Fare Thee Well, Kitty Dear.  
 Gal wid de Blue Dress on.  
 Gwine to Run all Night.  
 Hark, I Hear an Angel Sing.  
 Have a Little Dance.  
 Hoe On.  
 Hop Light, Loo.  
 Jordan is a Hard Road to Travel.  
 Julia is a Beauty.

Life by the Galley Fire.  
 Lubly Rosa.  
 Louisiana Bell.  
 Mary Blane.  
 New Darkey Medley.  
 Oh! Silber Shining Moon.  
 Oh, Lud Gals.  
 Oh, Susannah.  
 Parody on the Lady of Lyons.  
 Pirate's Chorus.  
 Ride on, Darkies,  
 Rosa Lee.  
 Sally Weaver.  
 See! Sir, See!  
 Somebody's in de House wid Sussey.  
 Swash Shaw, Hands Across.  
 Sweep oh! Sweep oh!  
 The Celebrated Black Shaker Song.  
 The Merry Sleigh Bells.  
 The Little Nigger Sweep.  
 The Possum's Retreat.  
 Tread Lightly.  
 Uncle Ned.  
 Way Down on the Old Pee Dee.  
 Whar is de Spot.  
 Yes, 'Tis True, Thy Katy Now is  
 Sleeping.

Copies mailed to any address in the United States, free of postage, on receipt of ten cents.

## HARRISON'S COMIC SONGSTER.

### CONTENTS :

Bachelor Management.  
 Courting Two Sweethearts at Once.  
 Did You Ever?  
 Doctor Brown.  
 Hymen's Court.  
 If it Wasn't for Rain.  
 If You Think You've Many  
 Friends.  
 I'm a Constable.  
 I'm a 'Prentice Boy.  
 Joys of Winter.  
 Mankind are all Birds.  
 Miseries of an Omnibus.  
 One Suit Between Two.

Provided You've Money to Pay  
 for it.  
 Raspberry Wine.  
 Rural Felicity.  
 Steamboat Excursion.  
 The Boarding-house Keeper's  
 Keeper's Miseries.  
 The Doctor's Boy.  
 The Lazy Family.  
 The Little Man.  
 The Model Artist.  
 The Very Singular Man.  
 Very Polite of Her.  
 Whiskers.

Copies mailed to any address in the United States, free of postage, upon receipt of ten cents.

Popular Books sent Free of Postage at the prices annexed.

**The Sociable; or, One Thousand and One Home Amusements.** Containing Acting Proverbs, Dramatic Charades, Acting Charades, Tableaux Vivants, Parlor Games, and Parlor Magic, and a choice collection of Puzzles, &c., illustrated with nearly 300 Engravings and Diagrams, the whole being a fund of never-ending entertainment. By the Author of the "Magician's Own Book." Nearly 400 pages, 12mo., cloth, gilt side stamp.....Price \$1.00.

**Inquire Within for Anything You Want to Know; or, Over 3,700 Facts for the People.** Illustrated, 436 large pages---Price \$1.00.

"Inquire Within" is one of the most valuable and extraordinary volumes ever presented to the American public, and embodies nearly 4,000 facts, in most of which any person living will find instruction, aid, and entertainment. It contains so many valuable and useful recipes, that an enumeration of them requires *seventy-two columns of fine type for the Index.*

**The Corner Cupboard; or, Facts for Everybody.** By the Author of "Inquire Within," "The Reason Why," &c. Large 12mo., 400 pages, cloth, gilt side and back. Illustrated with over 1000 Engravings. Price \$1.00.

**The Reason Why: General Science.** A careful collection of some thousands of reasons for things, which, though generally known, are imperfectly understood. By the Author of "Inquire Within." A handsome 12mo. volume of 356 pages, cloth, gilt, and embellished with a large number of wood-cuts.....Price \$1.00.

**The Biblical Reason Why: A Hand-Book for Biblical Students, and a Guide to Family Scripture Readings.** By the Author of "Inquire Within, &c. Beautifully illustrated, large 12mo. cloth, gilt side and back.....Price \$1.00.

**The Reason Why: Natural History.** By the Author of "Inquire Within," "The Biblical Reason Why," &c. 12mo. cloth, gilt side and back. Giving Reasons for hundreds of interesting facts in Natural History.....Price \$1.00.

**10,000 Wonderful Things.** Comprising the Marvellous and Rare, Odd, Curious, Quaint, Eccentric, and Extraordinary, in all Ages and Nations, in Art, Nature, and Science, including many Wonders of the world, enriched with Hundreds of Authentic Illustrations. 12mo. cloth, gilt side and back.....Price \$1.00.

**That's It; or, Plain Teaching** By the Author of "Inquire Within," "The Reason Why," &c. Illustrated with over 1,200 Wood-cuts. 12mo. cloth, gilt side and back.....Price \$1.00.

**The Lady's Manual of Fancy Work** A Complete Instructor in every variety of Ornamental Needle-Work; including Shading and Coloring, Printer's Marks, Explanatory Terms, &c., &c. The Whole being a Complete Lexicon of Fancy Work. By Mrs. PULLAN, Director of the Work-table of Frank Leslie's Magazine, &c., &c. Illustrated with over 300 Engravings, by the best Artists, with eight large pattern plates, elegantly printed in colors on tinted paper. Large 8vo., beautifully bound in fine cloth, with gilt side and back stamp.

Price \$1.25.

Popular Books sent Free of Postage at the prices annexed.

**The Secret Out: or, One Thousand Tricks with Cards and other Recreations.** Illustrated with over Three Hundred Engravings. A book which explains all the Tricks and Deceptions with Playing Cards ever known or invented, and gives, besides, a great many new and interesting ones—the whole being described so accurately and carefully, with engravings to illustrate them, that anybody can easily learn how to practice these Tricks. This work also contains 240 of the best Tricks in Legerdemain, in addition to the card tricks. 12mo, 400 pages, bound in cloth, with gilt side and back.....Price \$1 00.

**The Art of Dancing.** Containing the Figures, Music, and necessary instruction for all Modern Approved Dances. Also, Hints on Etiquette and the Ethics of Politeness. By EDWARD FERRERO, Professor of Dancing, &c. A large bound book, full of Engravings and Music to illustrate it.....Price \$1 00.

**The Dictionary of Love.** Containing a Definition of all the terms used in Courtship, with rare quotations from Poets of all Nations, together with specimens of curious Model Love Letters, and many other interesting matters appertaining to Love, never before published. 12mo, cloth, gilt side and back.....Price \$1 00.

**The Magician's Own Book.** Being a Hand-Book of Parlor Magic, and containing several hundred amusing Magical, Magnetical, Electrical, and Chemical Experiments, Astonishing Transmutations, Wonderful Sleight-of-Hand and Card Tricks, Curious and Perplexing Puzzles, Quaint Questions in Numbers, &c., together with all the most noted Tricks of Modern Performers. Illustrated with over 500 Wood Engravings. 12mo, cloth, gilt side and back stamp, 400 pages.  
Price \$1 00.

**The Book of 1,000 Tales and Amusing Adventures.** Containing over 300 Engravings, and 450 pages. This is a magnificent book, and is crammed full of narratives and adventures.....Price \$1 00.

**The Bordeaux Wine and Liquor Dealer's Guide; or, How to Manufacture and Adulterate Liquors.** By a practical Liquor Manufacturer. 12mo, cloth.....Price \$1 00.

In this work, *not one* article in the smallest degree approximating to a poison is recommended, and yet the book teaches how Cognac Brandy, Scotch and Irish Whiskey, Foreign and Domestic Rum, all kinds of Wines, Cordials, &c., from the choicest to the commonest, can be imitated to that perfection that the best judges cannot detect the method of manufacture, even by chemical tests of the severest character.

**Ladies' Guide to Crochet.** By Mrs. ANN S. STEPHENS. Copiously illustrated with original and very choice designs in Crochet, etc., printed in colors, separate from the letter press, on tinted paper. Also with numerous wood-cuts, printed with the letter press, explanatory of terms, etc. Oblong, pp 117, beautifully bound in extra cloth, gilt. This is by far the best work on the subject of Crochet ever published.  
Price 75 cts.

**Arts of Beauty; or, Secrets of a Lady's Toilet.** With Hints to Gentlemen on the Art of Fascinating. By Madame LOLA MONTEZ, Countess of Landsfeldt. Cloth, gilt side. This book contains an account, in detail, of all the arts employed by the fashionable ladies of all the chief cities of Europe, for the purpose of developing and preserving their charms.....Price 50 cts.

Popular Books sent Free of Postage at the prices annexed.

- Live and Learn :** A Guide for all those who wish to speak and write correctly; particularly intended as a Book of Reference for the solution of difficulties connected with Grammar, Composition, Punctuation, &c., &c., containing examples of one thousand mistakes of daily occurrence, in speaking, writing, and pronunciation. 216 pages, cloth, 12mo.-----Price 50 cts.
- The Harp of a Thousand Strings; or, Laughter for a Lifetime.** A large book of nearly 400 pages. By the Author of Mrs. Partington's Carpet-Bag of Fun." Bound in a handsome gilt cover. Containing more than a million laughs, and crowded full of Funny Stories, besides being illustrated with over Two Hundred Comical Engravings, by Darley, McLennan, Bellew, &c.-----Price \$1.25.
- The Book of 1,000 Comical Stories; or, Endless Repast of Fun.** Appropriately illustrated with 300 Comical Engravings. By the Author of "Mrs. Partington's Carpet Bag of Fun." Large 12mo. cloth. Price \$1.00.
- The Perfect Gentleman; or, Etiquette and Eloquence.** A Book of Information and Instruction for those who desire to become brilliant and conspicuous in General Society; or at Parties, Dinners, or Popular Gatherings. Containing Model Speeches for all Occasions, with Directions how to deliver them; 500 Toasts and Sentiments for everybody, and their proper mode of introduction; How to use Wine at Table; and Rules for judging the quality of Wine, and Rules for Carving; Etiquette, or proper Behavior in Company, with an American Code of Politeness for every Occasion; Etiquette at Washington, Remarkable Wit and Conversation at Table, &c., &c. To which is added, The Duties of a Chairman of a Public Meeting, with Rules for the Orderly Conduct thereof; together with Valuable Hints and Examples for Drawing up Preambles and Resolutions, and a great deal of instructive and amusing matter never before published. 12mo. cloth, nearly 400 pages.-----Price \$1.00.
- Songs of Ireland :** Embracing Songs of the Affections, Convivial and Comic Songs, Patriotic and Military Songs; Historical and Political Songs; Moral, Sentimental, Satirical, and Miscellaneous Songs. Edited and Annotated by SAMUEL LOVER, Author of "Handy Andy," "Rory O More," "Legends and Stories of Ireland," &c. Embellished with numerous fine Illustrations, engraved by the celebrated Dalziel. 12mo. cloth, gilt side and back.-----Price \$1.25.
- Narratives and Adventures of Travelers in Africa.** By Charles Williams, Esq. 12mo. cloth, gilt back. Profusely illustrated with Engravings.-----Price \$1.00.
- The Lady's Own Pattern Book; or, Treasures in Needlework.** Comprising instructions in Knitting, Netting, Crochet, Point Lace, Tatting, Braiding, Embroidery, &c. Illustrated with over Five Hundred Useful and Ornamental Designs, Patterns, &c. By Mrs. PULLAN and Mrs. WARREN. Large 12mo. gilt side and back. This work, which is superbly gotten up, so as to fit it for holiday *souvenirs*, contains over Five Hundred Engravings, Pattern Plates, &c., and besides, embraces minute instructions for the execution of every known species of needle-work. No family should be without it.-----Price \$1.00.
- Anecdotes of Love.** Being a true account of the most remarkable events connected with the History of Love in all Ages and among all Nations. By LOLA MONTEZ. Countess of Landsfeldt. Large 12mo, cloth. Price \$1.00.



Popular Books sent Free of Postage at the prices annexed.

**Every Woman Her Own Lawyer.** A private Guide in all matters of Law, of essential interest to Women, and by the aid of which every Female may, in whatever situation, understand her legal course and redress, and be her own Legal Adviser. By GEORGE BISHOP. Large 12mo, nearly 400 pages, bound in half leather. This book should be in the hands of every woman, young or old, married or single, in the United States.....Price \$1 00.

**Richardson's Monitor of Free-Masonry:** A Complete Guide to the various Ceremonies and Routine in Free-Masons' Lodges, Chapters, Encampments, Hierarchies, &c. &c., in all the Degrees, whether Modern, Ancient, Ineffable, Philosophical, or Historical. Containing, also, the Signs, Tokens, Grips, Pass-words, Decorations, Drapery, Dress, Regalia, and Jewels, in each Degree. Profusely illustrated with Explanatory Engravings, Plans of the Interior of Lodges, &c. By JABEZ RICHARDSON, A. M. A book of 185 pages.  
Bound in paper covers .....Price 30 cts.  
Bound and gilt .....Price 50 cts.

This is the only book ever written which gives a detailed description of all the doings inside a Masonic meeting.

**The Manufacture of Liquors, Wines, and Cordials.** Without the aid of *Distillation*; also, the Manufacture of Effervescing Beverages, and Syrups, Vinegar, and Bitters. Prepared and arranged expressly for the Trade. By PIERRE LACOUR. Procure a copy of "Lacour on the Manufacture of Liquors," or if you do not wish to purchase, look through the book for a few moments as a matter of curiosity. Physicians' and Druggists' pharmaceutical knowledge cannot be complete without a copy of this work. 12mo, cloth.....Price \$1.50.

**Mrs. Partington's Carpet-Bag of Fun.** A Collection of over one thousand of the most comical stories, amusing adventures, side-splitting jokes, cheek-extending poetry, funny conundrums. QUEER SAYINGS OF MRS. PARTINGTON, heart-rending puns, witty repartees, etc., etc. The whole illustrated by about 150 comic wood cuts.  
12mo, 300 pages, cloth, gilt.....Price 75 cts.

Ornamented paper covers.....Price 50 cts.

**Sam Slick in Search of a Wife.** 12mo, paper.....Price 50 cts.

Cloth.....Price 75 cts.

Everybody has heard of "Sam Slick, the Crockmaker," and he has given his opinion on almost everything.

**Sam Slick's Nature and Human Nature.** Large 12mo.  
Paper.....Price 50 cts.

Cloth.....Price 75 cts.

**The Attachee; or, Sam Slick in England.** Large 12mo.  
Paper.....Price 50 cts.

Cloth.....Price 75 cts.

**Sam Slick's Sayings and Doings.** Paper.....Price 50 cts.

Cloth.....Price 75 cts.

**The Game of Draughts, or Checkers, Simplified and Explained.** With Practical Diagrams and Illustrations, together with a Checker board, numbered and printed in red. Containing the Eighteen Standard Games, with over 200 of the best variations, selected from the various authors, together with many original ones never before published. By D. SCATTERGOOD. Bound in cloth, with flexible cover.....Price 38 cts.

Popular Books sent Free of Postage at the prices annexed.

**The Book of 500 Curious Puzzles.** Containing a large collection of Entertaining Paradoxes, Perplexing Deceptions in Numbers and Amusing Tricks in Geometry. By the author of "The Sociable." Illustrated with a great variety of engravings. 12mo, fancy paper cover .....Price 25 cts.

**The Book of Fireside Games: A Repertory of Social Amusements.** Containing an Explanation of the most Entertaining Games, suited to the Family Circle as a Recreation. By the Author of "The Sociable," "The Secret Out," &c., &c. Illustrated, 12mo, fancy paper cover.....Price 25 cts.

**The American Home Cook-Book.** Containing several hundred excellent Recipes. The whole based on many years' experience of an American Housewife. Illustrated with Engravings. All the Recipes in this Book are written from actual experiments in Cooking. There are no copyings from theoretical cooking recipes. It is a book of 128 pages, and is very cheap.....Price 25 cts.

**Dr. Valentine's Comic Lectures.** A budget of Wit and Humor; or, Morsels of Mirth for the Melancholy. A certain cure for the blues, and all other serious complaints. Comprising Comic Lectures on Heads, Faces, Noses, Mouths, Animal Magnetism, etc., with Specimens of Eloquence, Transactions of Learned Societies, Delineations of Eccentric Characters, Comic Songs, etc., etc. By Dr. W. VALENTINE, the favorite delineator of Eccentric Characters. Illustrated with twelve portraits of Dr. Valentine, in his most celebrated characters. 12mo, cloth, gilt.....Price 75 cts.  
Ornamental paper cover.....Price 50 cts.

**Dr Valentine's Comic Metamorphoses.** Being the second series of Dr. Valentine's Lectures, with characters as given by the late Yankee Hill. Embellished with numerous portraits. Ornamental paper cover .....Price 50 cts.  
Cloth, gilt.....Price 75 cts.

**The Book of 1,000 Comical Stories; or, Endless Repast of Fun.** A rich banquet for every day in the year, with several courses and a dessert. **BILL OF FARE:** Comprising Tales of Humor, Laughable Anecdotes, Irresistible Drol'eries, Jovial Jokes, Comical Conceits, Puns and Pickings, Quibbles and Queries, Bon Mots and Broadgrins, Oddities, Epigrams, &c., &c. Appropriately Illustrated with 300 Comic Engravings. By the author of "Mrs. Partington's Carpet-Bag of Fun." Large 12mo, cloth.....Price \$1.00.

**The Courtship and Adventures of Jonathan Homebred; or, the Scrapes and Escapes of a Live Yankee.** Beautifully Illustrated. 12mo, cloth. The book is printed in handsome style, on good paper, and with amusing engravings.....Price \$1.00.

**Etiquette and the Usages of Society.** Containing the most Approved Rules for Correct Conduct in Social and Fashionable Life—with Hints to both Gentlemen and Ladies on Awkward and Vulgar Habits. Also, the Etiquette of Love and Courtship, Marriage Etiquette, &c., &c. By H. P. WILLIS. A book of 64 pages.....Price 10 cts.  
Bound in cloth with gilt side, and printed on fine paper, suitable for a present to a lady.....Price 25 cts.

**The Chairman and Speaker's Guide; or, Rules for the Orderly Conduct of Public Meetings.**.....Price 12 cts.

Popular Books sent Free of Postage at the prices annexed.

**Pettengill's Perfect Fortune-Teller and Dream-Book:** *or, The Art of Discerning Future Events*, as practiced by Modern Seers and Astrologers—being also a Key to the Hidden Mysteries of the Middle Ages. To which is added Curious and Amusing Charms, Invocations, Signs, &c., &c. By PELETIAN PETTENGILL, Philom. A book of 144 pages, bound in boards, with cloth back .....Price 25 cts.

**Courtship Made Easy;** *or, The Art of Making Love fully Explained.* Containing full and minute directions for conducting a Courtship with Ladies of every age and position in society, and valuable information for persons who desire to enter the marriage state. Also, Forms of Love Letters to be used on certain occasions. 64 pp. Price 12 cts.

**Chesterfield's Art of Letter-writing Simplified.** A Guide to Friendly, Affectionate, Polite, and Business Correspondence....Price 12 cts.

Containing a large collection of the most valuable information relative to the Art of Letter-Writing, with clear and complete instructions how to begin and end correspondence, Rules for Punctuation and Spelling, &c., together with numerous examples of Letters and Notes on every subject of Epistolary Intercourse, with several important Hints on Love Letters.

**Knowlson's Farrier, and Complete Horse Doctor.** We have printed a new and revised edition of this celebrated book, which contains Knowlson's famous Recipe for the cure of Spavin, and other new matter. It is positively the best book of the kind ever written. We sell it cheap because of the immense demand for it. The farmers and horse-keepers like it because it gives them plain common-sense directions how to manage their horses. We sell our new edition (64 pages, 18mo,) cheap .....Price 12 cts.

**The Art of Conversation:** With Remarks on Fashion and Address. By MRS. MABERLY. This is the best book on the subject ever published. It contains nothing that is verbose or difficult to understand, but all the instructions and rules for conversation are given in a plain and common-sense manner, so that any one, however dull, can easily comprehend them. 64 pages octavo, large.....Price 25 cts.

**Horse-Taming by a New Method, as Practiced by J. S. Rarey.** A New and Improved Edition, containing Mr. Rarey's whole Secret of Subduing and Breaking Vicious Horses, together with his Improved Plan of Managing Young Colts, and Breaking them to the Saddle, the Harness, and the Sulkey—with ten engravings illustrating the process. Every person who keeps a horse should buy this book. It costs but a trifle, and you will positively find it an excellent guide in the management of that noble animal. This is a very handsome book of 64 pages .....Price 12 cts.

**The Game of Whist:** Rules, Directions and Maxims to be observed in playing it. Containing also Primary Rules for Beginners, Explanations and Directions for Old Players, and the Laws of the Game. Compiled from Hoyle and Matthews. Also, Loo, Euchre, and Poker, as now generally played—with an explanation of Marked Cards, &c., &c.....Price 12 cts.

**The Young Bride's Book:** An Epitome of the Social and Domestic Duties of Woman, as the Wife and the Mother. By ABBY FREEING. This is one of the best and most useful books ever issued in the cheap form. It is printed in clear and beautiful type, and on fine paper.....Price 12 cts.

Popular Books sent Free of Postage at the prices annexed.

**The Ladies' Love Oracle; or, Counsellor to the Fair Sex.** Being a complete Fortune Teller and Interpreter to all questions upon the different events and situations of life, but more especially relating to all circumstances connected with Love, Courtship, and Marriage. By MADAME LE MARCHAND. Beautifully illustrated cover, printed in colors.....Price 25 cts.

**The Laws of Love.** A complete Code of Gallantry.  
12 mo. Paper .....Price 25 cts.

Containing concise rules for the conduct of Courtship through its entire progress, aphorisms of love, rules for telling the characters and dispositions of women, remedies for love, and an Epistolary Code.

**Gamblers' Tricks with Cards Exposed and Explained.** By J. H. GREEN, Reformed Gambler. 12mo, paper.....Price 25 cts.

This work contains one hundred tricks with cards, explained, and shows the numerous cheats which Gamblers practice upon their unwary dupes.

**How to Win and How to Woo.** Containing Rules for the Etiquette of Courtship, with directions showing how to win the favor of Ladies, how to begin and end a Courtship, and how Love Letters should be written.....Price 12 cts.

**Bridal Etiquette.** A Sensible Guide to the Etiquette and Observances of the Marriage Ceremonies; containing complete directions for Bridal Receptions, and the necessary rules for bridesmaids, groomsmen sending cards, &c., &c.....Price 12 cts.

**How to Behave; or, The Spirit of Etiquette.** A Complete Guide to Polite Society, for Ladies and Gentlemen; containing rules for good behavior at the dinner table, in the parlor, and in the street; with important hints on introduction, conversation, &c....Price 12 cts.

**The Everlasting Fortune-Teller and Magnetic Dream-Book.** Containing the science of foretelling events by the Signs of the Zodiac, Lists of Lucky and Unlucky Days, with Presages drawn therefrom; the science of Foretelling Events by cards, dice, &c....Price 25 cts.

**Morgan's Free-Masonry Exposed and Explained.** Showing the Origin, History, and Nature of Masonry; its Effects on the Government and the Christian Religion; and containing a Key to all the Degrees of Free-Masonry; giving a clear and correct view of the manner of Conferring the Different Degrees, as practiced in all Lodges throughout the Globe .....Price 25 cts.

**How to Dress with Taste;** Containing hints on the harmony of colors, the theory of contrast, the complexion, shape or hight. Price 12 cts.

**Mind Your Stops:** Punctuation made plain, and Composition simplified for Readers, Writers and Talkers.....Price 12 cts.

This little book is worth ten times the price asked for it, and will teach accurately in everything, from the diction of a friendly letter to the composition of a learned treatise.

**Hard Words Made Easy;** Rules for Pronunciation and Accent; with instructions how to pronounce French, Italian, German, Russian, Danish, Dutch, Swedish, Norwegian, and other foreign names. A capital work .....Price 12 cts.

Popular Books sent Free of Postage at the prices annexed.

**Courteney's Dictionary of Abbreviations;** Literary, Scientific, Commercial, Ecclesiastical, Military, Naval, Legal and Medical. A book of reference—3,000 abbreviations—for the solution of all literary mysteries. By EDWARD S. C. COURTENEY, Esq. This is a very useful book. Everybody should get a copy.....Price 12 cts.

**Blunders in Behavior Corrected**.....Price 12 cts.  
A concise code of deportment for both sexes. "It will polish and refine either sex, and is Chesterfield superseded.—*Home Companion*.

**Five Hundred French Phrases.** Adapted for those who aspire to speak and write French correctly.....Price 12 cts.

**How to detect Adulteration in our Daily Food and Drink.** A complete analysis of the frauds and deceptions practiced upon articles of consumption, by storekeepers and manufacturers; with full directions to detect genuine from spurious, by simple and inexpensive means.....Price 12 cts.

**The Young Housekeeper's Book; or, How to have a Good Living upon a Small Income**.....Price 12 cts.

**How to be Healthy:** Being a complete Guide to Long Life. By a Retired Physician.....Price 12 cts.

**How to Cut and Contrive Children's Clothes at a Small Cost.** With numerous explanatory engravings.....Price 12 cts.

**How to Talk and Debate; or, Fluency of Speech Attained without the Sacrifice of Elegance and Sense**.....Price 12 cts.

**How to Manage Children**.....Price 12 cts.

**The Great Wizard of the North's Hand-Book of Natural Magic.** Being a series of the newest Tricks of Deception, arranged for Amateurs and Lovers of the Art. By Professor J. H. ANDERSON, the Great Wizard of the North.....Price 25 cts.

**Broad Grins of the Laughing Philosopher.** Being a Collection of Funny Jokes, Droll Incidents, and Ludicrous Pictures, that will make you laugh out loud! By PICKLE THE YOUNGER, otherwise called "Little Pickle.".....Price 12 cts.

**The Plate of Chowder; A Dish for Funny Fellows.** Appropriately illustrated with 100 Comic Engravings. By the Author of "Mrs. Partington's Carpet-Bag of Fun." 12mo, paper cover....Price 25 cts.

**Deacon Doolittle's Drolleries.** A Collection of Funny and Laughable Stories told by the Deacon, in which he had either acted a part or taken much interest in. This book is got up especially for the benefit of thin and spare people—or for that class of mankind whom it would benefit to "Laugh and Grow Fat." It contains some thirty or forty of the best stories ever invented, full of droll and laughable incidents, calculated to drive away the blues, and to make one in good humor with all mankind.....Price 12 cts.

**The Laughable Adventures of Messrs. Brown, Jones, & Robinson,** showing where they went, and how they went; what they did, and how they did it. With nearly two hundred most thrillingly-comic engravings.....Price 25 cts.

Popular Books sent Free of Postage at the Prices annexed.

**Fontaine's Golden Wheel Dream-Book and Fortune-Teller.** By FELIX FONTAINE, Fortune-Teller and Astrologer. Being the most complete book on Fortune-Telling and Interpreting Dreams ever printed. Each Dream has the LUCKY NUMBER which the Dream signifies attached to it, and those who wish to purchase Lottery Tickets will do well to consult them. This book also informs you how to TELL FORTUNES with the *Golden Wheel*, with *Cards*, *Dice*, and *Dominoes*; how to tell future events by Psalmistry on the lines of the hands, by moles on the body, by the face, nails, and shape of the head; how to find where to dig for water, coal, and all kinds of metals, with the celebrated DIVINING ROD; Charms to make your Sweetheart love you, to make your Lover pop the question; together with Twenty Ways of Telling Fortunes on New Year's Eve. This book contains 144 pages, and is bound in pasteboard sides with cloth back. It is illustrated with numerous Engravings, showing how to hold the Divining Rod, how to lay out Cards when you Tell Fortunes, how to tell the names of your intended Wife or Husband by the charm of the Key and Book, etc. This book also contains a large Colored Lithographic Engraving of the *Golden Wheel*, which folds up. It is the cheapest on our list.-----Price 25 cts.

**Chesterfield's Letter-Writer and Complete Book of Etiquette;** or, *Concise Systematic Directions for Arranging and Writing Letters.* Also, Model Correspondence in Friendship and Business, and a great variety of Model Love Letters. If any lady or gentleman desires to know how to *begin* a Love Correspondence, this is just the book they want. If they wish to speak their minds to a tardy, a bashful, or a careless or indifferent lover, or sweetheart, this book tells exactly how it should be done. This work is also a Complete Book of Etiquette. You will find more real information in this book than in half-a-dozen volumes of the more expensive ones. It is emphatically a book for the million, and one which every young person should have. As it contains Etiquette for Ladies, as well as for Gentlemen—Etiquette of Courtship and Marriage—Etiquette for writing Love Letters, and all that sort of thing, it is an appropriate book to present to a lady. This book contains 136 pages, and is bound in pasteboard sides, with cloth back.-----Price 25 cts.

**Le Marchand's Fortune-Teller and Dream-Book.** A complete interpretation to all questions upon the different events and situations of life; but more especially relating to *Love*, *Courtship* and *Marriage*. Containing the significations of all the various Dreams, together with numerous other methods of foretelling future events. By MADAM LE MARCHAND, the celebrated Parisian Fortune-Teller.-----Price 25 cts.

**100 Tricks With Cards.** J. H. Green, the Reformed Gambler, has just authorized the publication of a new edition of his book entitled, "Gamblers' Tricks with Cards Exposed and Explained." This is a book of 96 pages, and it exposes and explains all the mysteries of the Gambling Tables. It is interesting not only to those who play, but to those who do not. Old Players will get some new ideas from this curious book.-----Price 25 cts.

**Laughing Gas.** An Encyclopædia of Wit, Wisdom, and Wind. By SAM SLICK, Jr. Comically illustrated with 100 original and laughable Engravings, and nearly 500 side-extending Jokes, and other things to get fat on; and the best of it is, that every thing about the book is new and fresh—all new—new designs, new stories, new type—no comic almanac stuff. It will be found a complete antidote to "hard times"-----Price 25 cts.

## TONY PASTOR'S UNION SONG BOOK.

CONTENTS :

<p>" Any other Man" As I went Walking on ; or, a Trip through Broadway A Warmer Couldn't see the Point " Freemen, Rally" How are you, " Hold Hingland ?" Hunkey Boy is Yankee Doodle March for the Union McFay on McClellan Old England's Position Old Johnny Bull has raised his Ire Onward March to Victory Our Four-and-Thirty Stars Sumter, the Shrine of the Nation That Southern Wagon That's what's the Matter, No. 1 " " " " No. 2 The Confederate Carnival The Fall of Lander The Fishball Musketeer The Irish Volunteer The March of the Union</p>	<p>The Monitor and Merrimac The New Ballad of Lord Lovell The New England Boys The New Whack Row de Dow The Peaceful Battle of Manassas The Poor Old Worn-out Traitor The Standard of Freedom The Union Big Thing on Ice The Union Bridge The Union Train The Union Volunteers The Yankee's Escape from Secesh Things I Do Like to See Tony's Great Union Speech To the Girl I left Behind Uncle Sam in for the Union, and out against Disunion Uncle Sam " Under Weigh" Union Speech, No. 2 We are Marching to the War Whack Row de Dow, (new version) When this Old Hat was New Ye Sons of Columbia</p>
--	---

Copies mailed to any address in the United States, free of postage upon receipt of ten cents.

## BOB HART'S PLANTATION SONGSTER.

CONTENTS :

<p>African Statues Adventures on Staten Island Adolphus Snow Around the Horn Abraham Brown Bride of Rinaldo Bryan O'Lynn, (new version) Come Jeff, Come Cruelty to Johnny Con Donahue Charcoal Man Can't Stand the Press, (new version) Deceitful Maiden [Speech" Dat's What's the Matter. " Stump Disappointed Lover Down the River Dutchman's Shanty Encore Verses, " Sally, come Up" Freezing Bed-Fellow Farmer's Daughter Gray Mare Get Up and Git Gay Cavalier Goose Hangs High, (new version) Gay City Conductor Ham Fat Man Happy Contraband Home in Kentuck</p>	<p>Hart's "Original Burlesque Speech" Jeff Davis's Dream Joe Bowers Little Pigs Mount Vernon Mickey's Gone Away Negro Lecture " Stump Speech Private Maguire Patriotic Song Peter Gray Peanut Girl Putting on Airs Rip, Tare, my Johnny Radish Girl Row the Boat Soap-Fat Man Sally come Up The Three Black Crows The Gabble Family The Dog is Dead The Groceryman Uncle Snow Union Song Young Bob Ridley Young Volunteer Van Amburgh's Menagerie]</p>
---	--

Copies mailed to any address in the United States, free of postage, upon receipt of ten cents.

## THE DOUBLE QUICK COMIC SONGSTER.

- |  |  |
|--|--|
| <p>A Hit on the Misses<br/>A Mug of Ale<br/>A Drop of Good Whisky<br/>A Full Hand<br/>A Row with my Sweetheart<br/>Con Connery's Consolation<br/>Don't Poke your Snout in a Family Quarrel<br/>Drums and Drumsticks<br/>Der Lager Bier<br/>Fancy Barkeeper<br/>Gobble O'Gobble and the Hogs<br/>Go the Whole Pig<br/>Hans Dietchkrappenhieter<br/>Have Patience, Joshua<br/>I'm going to fight mit Sigel<br/>I'd be a Jackass<br/>Joe Bowers' Sister Kitty<br/>Jack at the Play<br/>Love, with an Eye on the Pocket<br/>Lannigan's Ball<br/>Mr. Brown the Astonishing<br/>Molly the Fair</p> | <p>New Patent Song on the New Patents<br/>Nannie of the Lane<br/>Old Erin's Shillelah<br/>Othello and Desdemona<br/>Stick a pin dere, Brueder Horace<br/>That's the way to do it<br/>The Ladies all are Hunky Critters<br/>The Ragged Man with the Soap Fat Can<br/>The Wonderful March of Intellect<br/>The Married Man<br/>Tinker Joe<br/>The Man in the Moon and the Planet Venus<br/>The Act Vot's Kind<br/>The Man that couldn't get Fat<br/>The Learned Surgeon<br/>The Butcher of Washington Market<br/>The Merry Medley<br/>The Plague of all Plagues<br/>The Killing of Time<br/>Vell, vot of it<br/>Werry mysterious</p> |
|--|--|

## BILLY BIRCH'S ETHIOPIAN SONGSTER.

- |   |   |
|---|---|
| <p>A Cot by Como's Lake<br/>Annie, we Have Parted<br/>A Subject on Heads<br/>Billy Nubbs<br/>Banjo Duet<br/>Cum Plung Gum<br/>Courtship and Matrimony<br/>Columbia to John Bull<br/>Dear Mother, I'll come Home again<br/>Dennis O'Blarney<br/>Down at de Barbecue<br/>Gideon's Band<br/>Good Bye Little May<br/>He Loved His Martha Jane<br/>Hark! I Hear an Angel Sing<br/>High, Low, Jack<br/>Happy Land of Canaan<br/>Impulsive Oration<br/>Johnny Sands<br/>Let Her Rip<br/>Lieutenant Luff<br/>My Love, He is a Salieur Boy<br/>Next Election Day<br/>Number One<br/>New Relics for Barnum's Museum<br/>Oh! Let Me Dream of Former Years<br/>Oh! I'se a Shipwrecked Mariner<br/>Paddy Conner's College<br/>Parody on the "Cavalier"</p> | <p>Paddy McFadden<br/>Rock me to Sleep, Mother<br/>Spirits in the Corn<br/>Soap Fat Man<br/>Sally, Come Up<br/>Smiggy McGlural<br/>Snow-Shoeing with the Girls<br/>The Stage Driver<br/>The Pop-Corn Man<br/>The New Play Ground<br/>The Dandy Broadway Swell<br/>The Charcoal Man<br/>The Old Bog Hole<br/>The Rat-Catcher's Daughter<br/>The Vorkhouse Boy<br/>The City Beau<br/>The Shop Gals<br/>The Pike County Rose<br/>The Unhappy Lawyer<br/>The Boot Black<br/>The Tale of a Hat<br/>The Chairman's Health<br/>The Candle Maker's Daughter<br/>The Death of Billy Barlow<br/>The Love of Later Years<br/>The Gay Young Gambrelec<br/>The Ladies' Sewing Society<br/>The Low Neck'd Dress<br/>Tale of a Shirt<br/>Tim Queer</p> |
|---|---|
- Copies mailed to any address in the United States, free of postage, upon receipt of ten cents.



## Contents of Dick & Fitzgerald's Dime Song Books.

### CHRISTY'S NEW SONGSTER AND BLACK JOKER

Acting upon Your Own Conviction Ain't I Right, eh? Alabam Again Annie Lisle An Expensive Candlestick Astronomical A Penny for your Thoughts A Sermon A Ride I once was Taking A Toast Bad News Better Times are Coming Burlesque Stump Oration Burlesque Political Canaan Dat's What's de Matter De Pretty Yaller Gals Der Bold Privateer Ginger Blue Going a journey Horror I will be True to Thee Jenny's coming o'er the Green Kingdom Coming Money a Hard Thing to Borrow "Mother's Love is True" My Native Town Our Union None can Sever	Parsing Plantation Medley Poem on Bees Query Rock Me to Sleep, Mother Sally Jones Shall we Know each other There? Stump Speech Successful Sweet Love, Forget Me Not The Crow Family The Three Crows The Darky's Home The Barber The Peanut Stand The Baby Show The Raw Recruits The Widow's Victim Uncle Sam's Cooks Uncle Sam Uncle Snow Vegetable Poetry Was my Brother in the Battle? Weighing the Question We'll gib de White Folks a Concert Why have my Loved Ones Gone? Yaller Dine You Ought to see us Kitin
--	---

### TOUCH THE ELBOW SONGSTER

A New Yankee Doodle "Bully," "Crapecan," and "Bear" Ball's Bluff Bould Sojer Boy Comrades Touch the Elbow (music) Camp Song Ellsworth Avengers Fling out the Banner of the Free Felonous Floyd Gideon's Band Glory Hallelujah Gwine to Run all Night Hold on, Abraham Hail to the Flag Hear us, Father, Save our Land Happy are we To-night John Bull and Brother Jonathan Johnny is gone for a Soldier Kentucky War Song Marching Along Mickey O'Flaherty's off for a Soldier Maryland, O Maryland McClellan, the Choice of the Nation New War Song of the "69th" National Song Our Own Flag Our Men are Marching On Rally Round the Flag	Rock Me to Sleep, Mother Starry Banner Shall we give them a Broadside The Union The Happy Land of Canaan The Order of the Day The Patriot's Hymn The Port Royal Dance The Seed of '76 The Red, White, and Blue The Monitor and Merrimac The Patriot Mother's Dying Advice The Army of Liberty The Captain of the Gun The War Slogan They Gather! They Gather! True Men are Marching On The Men of the Cumberland The Sword Bearer The Union Soldier The Boys of the Irish Brigade The Bivouac The Army and the Navy The Girl I Left Behind Me Uncle Sam Uncle Sam and Jeff. Davis We are coming, Father Abraham We see the Gallant Streamer yet the United States, free of postage,
---	---

Copies mailed to any address in  
 upon receipt of ten cents.

**THE LITTLE MAC SONGSTER.—CONTENTS**

A Question for Officers.  
 Advertising for a Wife.  
 Anything Green.  
 A Broth of a Boy.  
 Bits of Wit.  
 Billy was a Butcher Boy.  
 Buchanan, He Sate in the White  
 House Chair.  
 Columbia! the Hope of the World!  
 Columbia shall Weather the Storm.  
 Columbia, Land of Freedom's Birth.  
 Codfish Balls.  
 De Shoemaker's Boy.  
 Dat's whar de Hen Scratches  
 Dates of First Things,  
 For the Flag of his Country, he died  
 Gallant "Little Mac."  
 Helm and Blade.  
 Il Trovatore.  
 I Wish I had a Fat Contract.  
 Jeff Davis.  
 Let Her Rip.  
 Long Live McClellan.  
 "Little Mac."  
 Meagher is Leading the Irish Bri-  
 gade.  
 My Own Native Land.  
 McClellan the Hope of the Nation.  
 Manhood's Diploma.  
 My Father's Gun.  
 New "Marching Along."

New Curiosity Shop.  
 Our Fifer Boy.  
 Our Yankee Generals.  
 Our own Flag of Green.  
 Oh! Wonderful Man!  
 Playing Billiards.  
 Shakspeare on "Little Mac."  
 "Stonewall," the Rash.  
 So Forth, and So On.  
 The Union Volunteers.  
 The Irish Volunteers Wife.  
 The Confidence Man.  
 The Union Hand of Trumps,  
 The Men of the "69th."  
 The Days of Washington.  
 The Pretty Girl selling Hot Corn.  
 The Keg of Whiskey, Oh!  
 The Skeleton Cavalry.  
 The Three Legged Stool.  
 The Excelsior John Brown.  
 The Furloughed Soldier.  
 The Sword of Bunker Hill.  
 The Marseilles Hymn.  
 The Standard Bearer.  
 Tom Brown.  
 Union Boys! stand to your Guns.  
 Up! Comrades. up!  
 Undaunted in Peril.  
 We won't go Home till Morning.  
 When he Comes Back all Glorious.  
 Yankee Doodle—"New"

**THE TENT AND FORECASTLE SONGSTER.—CONTENTS:**

Abram's Band.  
 Annie Lislle's Lovyer's Lament.  
 A Light at your Nose.  
 Ben Backstay, the Boatswain.  
 Courage, Mother, I'm Going.  
 Dickey Dip, the Oilman.  
 Donnybrook Fair.  
 Dats Wot de "Ledger" says.  
 Gillhooly, the Brave, and M'Guff-  
 in, the Fair.  
 Hail to Columbia.  
 Looney is Gone.  
 Lord & Taylor's Shopman.  
 Lands for the Landless.  
 My Fancy Pants.  
 Mr. Foote, Mr. Head, and Miss  
 Boddy.  
 Mickey Magee; or, tail of my Coat.  
 No Grog in the Navy.  
 New Gideon's Band.  
 On with Our Flag.  
 Old Nick in New York.  
 Our Boarding House.  
 Patrick O'Shannon.

Pat and the Dutchman.  
 Parody on "Ever of Thee"  
 Reefing the Breakers.  
 Scraps of Fun.  
 The Army and Navy.  
 The New Tax Bill.  
 The Female Recruiting Sergeant.  
 The Wonderful Sword.  
 The Irish Volunteers.  
 The Broadway Dandy.  
 The Peanut Stand.  
 The Unfortunate Housekeeper.  
 The Sailor's Pride.  
 The King of Otabeite.  
 The Knock-Kneed Tailor.  
 The Mighty Apple Pudding.  
 The Widdy McGinness's Raffle.  
 The American Tar.  
 The Fancy Peeler.  
 The Beautiful Boy.  
 The Dutchman's Experience.  
 The Union.  
 To my Old Dudheen.  
 When a Lad, with my Dad.

# Dick & Fitzgerald's Dime Song Books.

**The Heart and Home Songster;** Containing a Choice Collection of Songs of the Affections, and embracing all the most Popular and Fashionable Comic, Convivial, Moral, Sentimental and Patriotic Songs.

## CONTENTS:

Auld Lang Syne.  
 A Thousand a Year.  
 A Wet Sheet and a Flowing Sea.  
 Angels' Whisper.  
 Beauty and Time.  
 Beggar Girl.  
 Beautiful Venice.  
 Come live with me and be my love.  
 Castles in the Air.  
 Do they think of me at home  
 Dame Margery.  
 Dear Summer Morn.  
 Dearest, then, I'll love thee more.  
 Eulalie.  
 Farewell! old Cottage.  
 Father Malloy.  
 Forget Thee.  
 Good-Night! Farewell.  
 Gaffer Grey.  
 Hearts and Homes.  
 Happy be thy Dreams.  
 Home, Sweet Home.  
 In Happy Moments.  
 I'm Afloat! I'm Afloat!  
 I love the merry Sunshine.  
 I cannot mind my Wheel, Mother.  
 I dreamt that I dwelt in Marble Halls  
 I am a Friar of Orders Grey.  
 In the Days when I was Hard Up.  
 John Anderson, my Jo.  
 Larboard Watch.  
 No one to Love.  
 Oh! Sister dear.  
 Oh! I'm a Jolly Bachelor.  
 Oft in the Stilly Night.  
 O, Norah my Darling.  
 Oh! Let me like a Soldier fall.  
 Pretty Maid milking her Cow.  
 Rock me to Sleep, Mother, (only complete version.)

Robin Ruff and Gaffer Green.  
 Riding in a Rail Road Keer.  
 Simon the Cellarer.  
 Still in my Dreams thou'rt near.  
 The Blind Girl.  
 Three Fishers went Sailing.  
 The Bell Ringer.  
 The Miller of the Dee.  
 The American Boy.  
 There was a Jolly Miller.  
 The Old Church Bell.  
 The Captain.  
 The Jolly Fat Friar.  
 The Gay Cavalier.  
 The Female Auctioneer.  
 The Pilot.  
 The Song of Blanch Alpen  
 The Marseilles Hymn.  
 The Skater's Song.  
 The Monks of Old.  
 The Power of Love.  
 The Cow and the Ass.  
 The Sea, the Sea, the Open Sea.  
 The Brave Old Oak.  
 The Sunny Hours of Childhood.  
 The Newfoundland Dog.  
 There's Somebody Waiting for Me.  
 The Freemason's Song.  
 The Valley of Chamouni.  
 The Village Green.  
 The Vale of Rest.  
 Tell me, where do Fairies dwell.  
 The Lads of the Village.  
 The Flower Gatherers.  
 Viva la Compagnie.  
 We may be happy yet.  
 Why do Summer Roses Fade.  
 What are the Wild Waves saying.  
 Where art thou, Dearest.  
 Why did she leave him.

**Billy Birch's Ethiopian Melodist;** Containing fifty-Nine new Plantation, Comic, and Sentimental Songs.

**The Double-Quick Comic Songster;** Containing Forty-Three Comic Songs.  
 All the Songs in this Book are published by **Wm. H. Cummings School of Veterinary Medicine at**

\* \* \* Copies of each of the above Song Books will be sent free, on receipt of  
 TEN CENTS. Send Cash orders to

**DICK & FITZGERALD, Publishers, New York.**  
 200 Westboro Road  
 North Grafton, MA 01530

# GOOD BOOKS

Sent Free of Postage at the Prices Marked.

Pettengill's Fortune Teller and Dream Book, . . . . .	25 ct
Chesterfield's Etiquette and Letter Writer combined, . . . . .	25 "
Fontaine's Golden Wheel Dream Book and Fortune Teller, . . . . .	25 "
Everlasting Fortune Teller and Magnetic Dream Book, . . . . .	25 "
100 Gamblers' Tricks with Cards Exposed, . . . . .	25 "
Willis' Etiquette and Usages of Society, . . . . .	13 "
Richardson's Monitor of Freemasonry, . . . . .	50 "
The Perfect Gentleman; or, Etiquette and Eloquence, . . . . .	1 00 "
The Ladies' Fortune Teller of Love, Courtship, and Marriage, . . . . .	25 "
How to Play Whist, Euchre, Loo, and Poker, . . . . .	13 "
Horse Taming, as practised by J. H. Rarey, . . . . .	13 "
Knowlson's Complete Farrier and Horse Doctor, . . . . .	13 "
The Chairman and Speaker's Guide, . . . . .	10 "
Al-Ma-Kan-Tur Circle; or, How to Win a Sweetheart or Lover, . . . . .	25 "
The Young Bride's Book, . . . . .	10 "
Book of Fireside Games for Home Amusement, . . . . .	25 "
Book of 500 Curious Puzzles, with 100 Illustrations, . . . . .	25 "
The Secret Out; or, 1,000 Tricks with Cards, . . . . .	1 00 "
How to Mix Drinks, containing 800 Recipes, . . . . .	1 50 "
Chesterfield's Art of Letter-Writing Simplified, . . . . .	13 "
The Laws of Love; or, How to Conduct a Courtship, . . . . .	25 "
How to Woo and How to Win; or, Rules for Courtship, . . . . .	13 "
Bridal Etiquette, with Rules for Bridesmaids, . . . . .	13 "
How to Behave; or, The Spirit of Etiquette, . . . . .	13 "
How to Dress with Taste, . . . . .	13 "
Mind Your Stops; or, Punctuation Made Plain, . . . . .	13 "
Hard Words Made Easy, . . . . .	13 "
Dictionary of 3,000 Abbreviations, . . . . .	13 "
Blaunders in Behavior Corrected, . . . . .	13 "
500 French Phrases; or, How to Learn French, . . . . .	13 "
The Young Housekeeper's Book, . . . . .	13 "
How to be Healthy—a Guide to Long Life, . . . . .	13 "
How to Cut and Contrive Children's Clothes at a Small Cost, . . . . .	13 "
How to Talk and Debate, . . . . .	13 "
Ladies' Guide to Beauty, containing over 500 Recipes, . . . . .	25 "
Ladies' Guide to Crochet. Cloth, Gilt, . . . . .	75 "
The American Home Cook Book, . . . . .	25 "
Live and Learn; or, 1,000 Mistakes in Speaking and Writing Corrected, . . . . .	50 "
Morgan's Freemasonry Exposed and Explained, . . . . .	25 "
Kirk's Exposition of Odd-Fellowship, . . . . .	15 "
Boxing Made Easy, and How to Wrestle, . . . . .	13 "
Courtship Made Easy; or, the Art of Making Love fully Explained, . . . . .	13 "
Ladies' Guide to Beauty. By Lolaz Montez, . . . . .	50 "
The Game of Checkers Simplified and Explained, . . . . .	38 "

Send Cash Orders to **DICK & FITZGERALD,**

Publishers, No. 13 Ann Street, New York