



Bodleian Libraries

UNIVERSITY OF OXFORD

This book is part of the collection held by the Bodleian Libraries and scanned by Google, Inc. for the Google Books Library Project.

For more information see:


<http://www.bodleian.ox.ac.uk/dbooks>



This work is licensed under a Creative Commons Attribution-NonCommercial-ShareAlike 2.0 UK: England & Wales (CC BY-NC-SA 2.0) licence.




P.R.
R.



Hope add 343.





T H E
L O N D O N
M E D I C A L J O U R N A L .

B Y
A S O C I E T Y O F P H Y S I C I A N S .

V O L . I .



L O N D O N :
Printed for the AUTHORS by W. RICHARDSON ;

AND SOLD

By J. MURRAY, N^o 32, Fleet-street.

MDCCLXXXI.

1. The first part of the document discusses the importance of maintaining accurate records of all transactions and activities. It emphasizes that this is essential for ensuring transparency and accountability in the organization's operations.

2. The second part of the document outlines the various methods and tools used to collect and analyze data. It highlights the need for consistent data collection procedures and the use of advanced analytical techniques to derive meaningful insights from the data.

3. The third part of the document focuses on the role of technology in data management and analysis. It discusses how modern software solutions can streamline data collection, storage, and processing, thereby improving efficiency and reducing the risk of errors.

4. The fourth part of the document addresses the challenges associated with data management, such as data quality, security, and privacy. It provides strategies to mitigate these risks and ensure that the data remains reliable and secure throughout its lifecycle.

5. The fifth part of the document concludes by summarizing the key findings and recommendations. It stresses the importance of a data-driven approach in decision-making and the need for ongoing monitoring and evaluation to ensure the effectiveness of the data management processes.

P R E F A C E.

A Society of Physicians who met together occasionally to converse on medical subjects, became desirous of enlarging the views of their institution, so as to render their meetings of some use to the public. For this purpose they agreed to set on foot a monthly publication, which should contain an account of new medical books and useful discoveries in *physic*, and at the same time be a repository for original essays. They were the more ready to engage in this undertaking, as a work upon such a plan seemed to have long been a desideratum in this country. One of their members, who was the first and most active promoter of this business, undertook the office of editor, to arrange the materials, superintend the printing of the work, &c. while others engaged to assist in the different branches for which they deemed themselves best qualified. Proper arrangements were made for obtaining the necessary supply of foreign medical publications; and that no means might be omitted for procuring early intelligence of medical news, a correspondence was established in different parts of the Continent.

The Editors have now completed their first volume; and have the satisfaction to find that their

work has met with a favourable reception from the public. This circumstance, as it affords them the strongest presumptive proof of the utility of their labours, cannot fail of inducing them to proceed; and their numerous readers may be assured, that as they engaged in this undertaking on the most liberal principles, so they will continue to prosecute it with the utmost candour, and with unremitting attention.

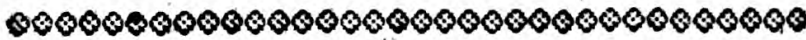
The value of that part of their work which is intended for Essays and Observations, must depend in a great measure on the contributions of communicative practitioners. Hitherto they have been extremely fortunate in this department; the original papers with which they have been enabled to enrich their first volume, being such as would do honour to any collection. The Editors, desirous of rendering this part of their Journal every day more and more interesting, earnestly intreat Gentlemen of the Medical Profession in every part of the world to contribute towards it, by communicating to the Society accounts of useful cases, epidemical diseases, and such other matters as may tend to the improvement of medical science.

London,


June 30, 1781.

30
37
53
33

T H E
LONDON MEDICAL JOURNAL,
For J A N U A R Y 1781.



S E C T. I.
B O O K S.



- I. *Clinical Experiments, Histories, and Dissections.*
By Francis Home, M. D. *one of his Majesty's Physicians, Fellow of the Royal College of Physicians of Edinburgh, and Professor of Materia Medica in the University of Edinburgh.* 8vo.
Creech, *Edinburgh*; Murray, *London.* 1780.
6s. *in boards.*

THE great advantages derived by medical students at Edinburgh from the Clinical Ward of the Infirmary, have long been deservedly acknowledged. The best marked diseases, such as are the most singular in their nature,

VOL. I. N° I.

A

ture,

ture, and the greatest variety of acute as well as chronic complaints, are selected for it. Regular and circumstantial reports of every symptom belonging to the disease, and of every effect produced by the remedies administered, are taken constantly once, and in acute and urgent cases, generally twice a day, in presence of the students. These reports are all reviewed, when the case becomes the subject of a clinical lecture, which is delivered twice a week during the winter and summer sessions. The utility of such an institution, as an appendage to a medical college, must be sufficiently obvious; but its advantages are not confined merely to the student; in the hands of an inquisitive and accurate observer it must prove a fruitful source of information, which may ultimately tend to the improvement of the art itself. This is the opinion of Dr. Home; and this opinion, we are told, produced the publication before us, which is the result of his attendance on the Clinical Ward during two summers, and a part of six winters.

The work is divided into twenty-four sections. In the first section we meet with experiments to ascertain the most proper time of giving the bark in intermittents. Our author observes, that hitherto it has been given at three different periods,

periods, just before the fit, just after the fit, and from the end of one fit to the beginning of the succeeding one at proper intervals, but never during the paroxysm. When it was first introduced, Zij were given two hours before the fit; but Sydenham, Torti, and Cleghorn think it has not so good an effect when given before as after the paroxysm. Fourteen experiments are related, from which the author concludes, 1st. That the bark is more efficacious in stopping the paroxysm of intermittents, and curing them when given at the end of a fit, or at forty hours distance from the succeeding fit, than two, three, or four hours before it; because in eight of the fourteen patients it was given just before the fit, but without preventing it in any one of them; whereas in five others, it was administered after the fit, and succeeded in all; so that he is persuaded that the same quantity of bark (of which half an ounce was generally used) will, when taken towards the end of the sweating, cure an intermittent; but will not, if given from one to four hours before the cold stage. 2dly, That bark given a few hours before the fit, seems to add to its severity, from its being liable, especially when given in powder, to lie

long in the stomach. 3dly, That as bark, when given at a greater distance from the fit becomes more successful, it follows, that some considerable time is required for its operation. 4thly, That the length of time before its effects appear, makes it highly probable that its operation is not on the stomach or on the nerves of that viscus alone, but that it must enter the vascular system, and there perform its chief effects. 5thly, That there appears to be no difference in the effects of the bark given after the fit, whether the ague is quotidian or tertian. With regard to these conclusions, we beg leave to observe, that we have often given half an ounce of the bark within two hours of the expected return of the paroxysm. In some instances it failed; but in others, and in the greater number, it prevented the fit. We never observed, that it added to the severity of the paroxysm. We are persuaded however from repeated observations, that the best method of administering this remedy is from the end of one fit to the beginning of the next.

In the second section the author relates his experiments in the typhus nervosus, or low fever, as he terms it, which it seems is by much the most frequent at Edinburgh, where a pure synocha

nocha is seldom seen, even amongst the commonalty. In some cases of this sort our author tried the bark; in one of these, which was accompanied with a difficulty of breathing, it seemed to do harm; in the other three he thought it of use. When there is general symptomatic sweating, tremor, or little drought, he thinks it may be prescribed to advantage; its effects, in most points, being similar to those of wine, with this difference however, that they appear later and are of longer duration than the latter. In five other cases our author tried the tinctura cantharides^{as per}, which he considers as an innocent remedy when taken to gut. xx thrice a day; the only sensible effect it produced being a sensation of heat in the stomach, except in one patient in whom it occasioned gripes. By combining it with mucilage of gum arabic he has been enabled to increase the dose of it to gut. xxxv. four times a day in cutaneous diseases; and to gut. l. in a diabetes, without any visible effects on the urinary passages. From seven cases of typhus, in which blisters were applied at a time when no other remedy was employed, he concludes them to be of small advantage in this disease; five of the seven patients not having been sensibly relieved

lieved by them ; and their good effects, in the two others, having appeared doubtful : our author endeavours to account for this by observing, that as the stimulating power of blisters lasts only two or three hours, and of course too short a time to be of much service, their antispasmodic effects, which take place after this stimulus is over, will do more harm than the latter has done good. Dr. Home has perhaps been too hasty in his conclusion here, as we have often experienced the most excellent effects from blisters in cases of typhus. He recommends blisters to the temples in this disease, not with a view to produce any good effects on the fever, but merely to relieve the head-ach, and in this way we are told he has often experienced their efficacy. We wish we could always prevent the strangury, which is so frequently an effect of these applications. Our author asserts that it may easily be done by sprinkling camphor on the blister ; and so Dr. Greenfield asserted long ago, but we fear without sufficient reason. We have seen strangury produced in a violent degree, though camphor was rubbed upon the blister, and at the same time given internally. The effects of fomentation of the legs are next related. Our author

author tried this method in seven cases, and found it produced a stronger pulse, a disposition to sleep, and a moisture of the skin. As its good effects depend upon its stimulus, he advises the heat to be above 100° of Fahr. Therm. because if it is within this, it will stimulate less, and relax more. Dr. Home gave camphor in five cases, but he is dubious with regard to its effects, and reserves the decision for further experiments. From its sedative properties he seems disposed to think rather unfavourably of it in typhus; but we think it right to observe here, that the sedative powers of this substance have not yet been satisfactorily ascertained; and our author cannot but know that Sir John Pringle, who experienced its good effects in malignant fevers, ascribes them to its antiseptic properties. The author next presents us with a comparative view of the effects of emetic tartar and James's powder in seventeen cases of typhus; he gives the preference to the latter, from his having found it to be much gentler in its operation than the other, and from its commonly producing a calmer state, and sleep, which the emetic tartar seldom does. The latter, our author adds, acts more on the intestinal canal; James's powder
more

more on the skin. If we wish to make a sudden and violent stimulus on all the organs of evacuation, we should use the tartar emetic; but in delirium, want of sleep, loose or irritable belly, James's powder, he contends, ought to be preferred. In eight cases of typhus Dr. Home gave from xx to xxv drops of the thebaic tincture at bed-time, and found that it procured sleep without producing any ill effect. Pe-tasites or butter-bur, which had been used in Muscovy in a malignant fever that prevailed there some years ago, was tried by our author in one case, but it produced no sensible effects, though given in doses of a drachm three times a day.

The subject of the third section is a spurious kind of pleurisy that prevailed in the Clinical Ward in December 1776; the characteristic symptoms of this disease were a painful stitch, constant dry cough, severe head-ach, difficult breathing, quick and weak pulse. As this complaint was short, and not attended with danger, the alleviation of the symptoms claimed most of the author's attention.

In the fourth section Dr. Home relates two histories of puerperal fever. One of the patients recovered; the other died on the sixth day.

After

After entering very fully into the causes and treatment of this disease as it has occurred to himself and others, our author concludes with observing that we know little of the nature, and still less of the cure of the puerperal fever; and that our chief aim should be to prevent it, which may probably be done by a proper ventilation of the rooms, by not allowing the curtains to be shut, by prohibiting all fire and load of bed-cloaths, by giving cool drink, by shunning all animal food, unless in nervous habits, and by avoiding, after delivery, all strait binding over the belly.

In the fifth section the author gives a case of measles that proved fatal on the fifteenth day. The patient was a female, aged twenty-four. Upon dissection the trachea was found filled with matter of a purulent appearance.

Next follow experiments upon some remedies used in the phthisis pulmonalis. In three cases the vitriolic acid was tried, but did not produce any good effect. It constantly excited purging. In one of these patients from ten to fifteen grains of alum were given to check the diarrhoea, but he was no better, and his pulse seemed quicker while he took it. The

same patient afterwards took ʒss. of the bark four times a day for fifteen days, at the end of which time all the symptoms were evidently worse. During nine other days our author gave him starch, but without much advantage. Four experiments are related to prove that the inhaling of mephitic air may sometimes be advantageous; but the author very properly observes, that more trials are necessary to determine its effects in this disease, and the degree of trust it deserves. In two patients he tried the vapour of Thus, but he gave it up as being too irritating.

The seventh section is employed on the melaene, which is the *νῆσος μελαινης*, or *Morbus niger* of Hippocrates. The black stools which characterize this disease, and which the ancients and some of the moderns have ascribed to the atrabilis, seem to be merely owing to an effusion of blood into the intestinal canal. Dr. Cullen, in his Nosology, has very properly omitted to consider it as a distinct disease. Our author found gentle laxatives, and vitriolic acid combined with gum arabic, of use in this complaint.

In the eighth section Dr. Home describes his experiments upon the *rhododendron chrysanthemum*, Linn. which has been much used in Siberia as a remedy

medy for the rheumatism. It is astringent, and appears to be powerfully sedative. It is given in infusion from ℥ss. to ℥ij. Our author tried it only in three cases, and from the little success that attended it in these, concludes it to be much inferior, in its effects, to many other remedies that are used in rheumatism. In one of the cases the disease was next day cured by pulv. dover.

The ninth section is allotted to a case of cephalalgia that terminated fatally. On dissection much water was found in the ventricles and around the medulla oblongata, hydatids adhering to the plexus choroides, and an effusion of blood between the pia mater and tunica arachnoides near the falx in the left hemisphere.

In the tenth section we meet with two cases of albugo or leucoma, which the author thinks were cured by Sir Hans Sloane's ointment. This conclusion, however, does not seem to be warrantable, as bleeding, laxatives, blisters, &c. were employed in both patients.

The next section, which is a very long one, is employed on antispasmodics. The first in the list is *Fear*. One case is related of an hysterical woman, who, in consequence of a fright, was

relieved from her symptoms for five days, but they then returned. 2d. The cold bath—Our author tried this in one patient who had a convulsion of the whole left side, but it brought on a severe fit. 3d. Venæ sectio—In two cases of hysteria from Amenorrhœa it seemed to be useful. In two cases of asthma it was of no use, but in two others the symptoms were alleviated by it. In an epileptic boy V. S. seemed to do harm. In three cases of singultus (which our author considers as idiopathic, though to us they seem to have been merely symptomatic from hysteria) it was beneficial. Here we cannot avoid taking notice again of the strange conclusions Dr. Home sometimes deduces from his cases; because these *three* patients with singultus happened to be women, he supposes that sex to be the most frequently subject to this affection; and because *two* of the *three* were unmarried, he concludes that unmarried women must be the most liable to it. 4th. Electricity—The author certainly did not give this remedy a fair trial: in one case (*singultus*) it was used only four, and in another (*tremor palpitans* Sauv.) only five days. 5th. Blisters.—Nine cases are related, in which blisters were applied, and the author's conclusion from these

is,

is, that they did not seem to be powerful antispasmodics. But we must own that several of the cases as he has related them seem to prove just the contrary. In the first case, for instance (a singultus in a young woman of eighteen, which had resisted a variety of remedies) a blister was applied near the false ribs in the direction of the diaphragm, Aug. 1, and the hiccup appeared no more, adds the doctor, excepting on the 4th; on the 6th she was dismissed, cured. In the second patient (another case of singultus) a blister applied towards the latter end of the disease relieved her for three days. The same effect was produced in the third patient; though the hiccup returned in both cases after that time. In another it removed the pain, though it did not alleviate the convulsive breathing. In the other cases, which were asthmatic, blisters do not seem to have had a fair trial. We have generally found them very serviceable in the spasmodic asthma. 6. Valerian—Nine cases are related of spasmodic affections in which this remedy was given without much success, as it was of use only in one patient, a woman of fifty-three, who had been for two months troubled with vertigo and palpitations. It is observable however, that

that this woman was the only one who continued its use more than ten days. She persevered in it for eleven days, and took ℥jss. four times a day. The other patients took only from ℥ij to ℥j, and it was discontinued after six days, except in one woman who used it during ten days. We have never seen any good effects from this substance, unless it was given in large and frequently repeated doses. 7th. Musk—In six cases, purely spasmodic, from ten to fifteen grains of this substance were given twice or thrice a day without any good effect. Larger doses would perhaps have proved more efficacious. 8th. Camphire—From the effects of this remedy in six trials Dr. Home considers it as a more powerful antispasmodic than musk; as it makes the pulse slower, and rather cools, he thinks it is chiefly indicated in inflammatory spasms; but he finds that its effects are not of long duration; as the disease is apt to return. He generally exhibited ten grains of it three times a day. 9th. Castor—This was given without any effect in three spasmodic cases, but in spasmodic feverish cases our author has found it useful, as it makes the pulse slower, and acts as a sedative. 10th. Affaœetida—Dr. Home thinks this medicine possesses

possesses considerable antispasmodic powers, but as it heats and quickens the pulse, he cautions us against its use in inflammatory cases. 11th. Spiritus æthereus vitriolicus—This medicine seemed to be of use in the hysteria; of eight patients it cured three, and relieved two: Dr. Home observes, that its good effects are not increased by augmenting the dose, as he succeeded with a tea-spoonful twice or three times a day, while the largest doses were ineffectual. 12th. Cortex Peruvianus—Our author speaks of this as an excellent remedy in pure spasmodic diseases. He succeeded with it in seven cases, which were of the anti-inflammatory kind. 13th. Artemisia—This was tried only in one case, and it succeeded after assafœtida and æther had been given without any effect. A drachm of the leaves in powder was exhibited four times a day. 14th. Pæonia—The root of this plant, which was much employed by the ancients as an antiepileptic, was given in two cases in doses of ʒss four times a day without effect. 15th. Viscus quercinus, or mistletoe, was employed in another case of epilepsy, but with no better success. Our author speaks equally unfavourably of the extractum hyoscyami, folia aurantiorum & flores cardamine pratensis,

pratenfis, neither of which he thinks possess any antispasmodic properties. 16th. Opium—This remedy seemed to do no good in a case of epilepsy, and another of convulsio, but in two cases of hysteria he found it very efficacious, as it cured both patients; and in a case of asthma it afforded much relief to the patient. 17th. Cuprum ammoniacale—This was tried in four cases, but without any other success than its suspending the fits for a few days in one patient. 18th. Flores zinci—Since Gaubius's detection of the quack remedy used by Lude- manus, this medicine has been much employed in epileptic and other spasmodic affections, Dr. Home tried it in four cases of epilepsy, two of asthma, one of hemitotonos, and two of hysteria. It was useful in the epileptic, but of little or no service in the other cases. He began with it in a small dose, which he gradually increased in some of the patients to ʒss. twice a day. It generally produced a nausea, rarely purged, sometimes sweated, and often had no sensible effect. 19th. Mercury —This remedy, which was first recommended as an antispasmodic in the *Essays & Obs. Phys. & Lit.* succeeded in the hands of our author in

two remarkable cases, a trismus clonicus, and spasmus gulæ, the latter of which seemed to yield to no other antispasmodic. But it failed twice in a tremor palpitans, two asthmas, an hysteria, and hemitotonos. Our author concludes the section with the following observations, which we shall give in his own words :

“ It is but a melancholy retrospect to view so
 “ many trials made with the most approved an-
 “ tispasmodics, and so few cures performed by
 “ any one particular remedy. We see that there
 “ is no specific in which we can always trust,
 “ but must vary our medicines, as a new one
 “ will often succeed, when others have before
 “ failed. This uncertainty of antispasmodics de-
 “ pends not, perhaps, so much on the stubborn
 “ nature of such diseases, or on the weakness of
 “ the remedies, as on the want of accurate expe-
 “ riments, with all their circumstances. This
 “ has been a great defect in the materia medica,
 “ has stopt the progress of medicine, and kept
 “ it in a state of uncertainty ; whereas if the
 “ circumstances of the disease, and of the ex-
 “ hibition of the remedy, had been handed
 “ down, certain and fixed general principles and
 “ rules must, ere this time, have taken place.

C

“ To

“ To supply this defect, and point out the pro-
 “ per line for the improvement of medicine, I
 “ have collected the preceding experiments.

“ Antispasmodics are not all entitled to equal
 “ confidence. I know no author, however, who
 “ has settled their comparative merit. Each
 “ physician is left to judge from his own ex-
 “ perience. But in private practice he may
 “ grow old without facts sufficient. Were I,
 “ from the preceding experiments, which are
 “ not few, to make a computation of their com-
 “ parative value, I would arrange them into
 “ four classes, according to their powers. In
 “ the first I would place the weakest, as fol-
 “ aurant. flor. cardam. artemisia, peonia, viscus
 “ quercinus, extr. hyoscyam. castor, musk,
 “ cuprum ammon. electricity. In the second,
 “ fear, camphire, flor. zinci, blisters. In the
 “ the third, aff. foetid. æther, mercury. In the
 “ fourth, bark, opium, bleeding. Every one,
 “ in the distribution, will judge as he has ex-
 “ perience. I may alter my opinion on further
 “ trials, as it is from these I have formed the
 “ present. It is good, however, to have some-
 “ thing fixed, as it is easier afterwards to correct
 “ than to settle at first such a comparative view.

“ One

“ One of the chief designs of these experiments
 “ was to discover the cases and situation in which
 “ such medicines might be most successfully
 “ used. In this we have not been altogether un-
 “ successful. We may observe that most of
 “ these, besides their primary antispasmodic qua-
 “ lity, possess secondary qualities, which have
 “ much influence in their effects and exhibitions.
 “ Besides some of them possessing laxative or
 “ sudorific powers, which others do not, they
 “ may be distinguished into the stimulant, or
 “ inflammatory, and sedative, or anti-inflamma-
 “ tory. Of the former sort, are electricity,
 “ mercury, valerian, assafœtida, cortex Peruvi-
 “ anus, opium, &c. Of the latter, are bleed-
 “ ing, epispastics, musk, camphire, castor,
 “ æther, flor. cardamin. fol. aurant. cupr.
 “ ammon. flor. zinci, &c. The former must
 “ be chiefly useful in the debile anti-inflamma-
 “ tory states; the latter, in the febrile and in-
 “ flammatory. The preceding experiments have
 “ confirmed this: and bleeding has been found
 “ one of the most powerful anti-hysterics, when
 “ the state was inflammatory.

“ But particular antispasmodics are suited to
 “ cure particular spasmodic diseases from some
 C 2 “ other

“ other circumstances, independent of those just
 “ now mentioned. These experiments have
 “ shewn me the fact, but they have not disco-
 “ vered the cause or principle on which it de-
 “ pends. Æther will relieve one spasmodic
 “ disease, and not another, though both inflam-
 “ matory, or both anti-inflammatory. Flor.
 “ zinci will cure an epilepsy, though not a
 “ convulsio. Opium will ease an asthma, though
 “ not a convulsio. Mercury will cure a trif-
 “ mus or spasmus gulæ, though not an hysteria,
 “ convulsio, or asthma.”

[*To be concluded in our next.*]

II. P. S. Pallas, D. A. D. Professors der
 Naturgeschichte und ordentlichen Mit gliedes
 der Russisch - Kaiserlichen Akademie der
 Wissenschaften, der freyen ökonomischen Ge-
 sellschaft in St. Petersburg, wie auch der Rö-
 misch-Kaiserlichen Akademie der Naturfor-
 scher und Königlichen Englischen Societat;
*Reise durch verschiedener Provinzen des Rus-
 sischen Reichs; i. e. Travels through different
 Provinces of the Russian Empire, by P. S.
 Pallas,*

Pallas, M. D. *Professor of Natural History and Member of the Imperial Academy at St. Petersburg, F. R. S. &c.* 4to. Petersburg. Vol. I, 504 Pages, with eleven Copper Plates,

THE medical and philosophical reader cannot fail of being highly gratified by a perusal of the work before us: it consists of three large volumes in 4to. and is enriched with several very interesting engravings. We shall give an account of the first of these three volumes in our present number, and of the two others in our next, extracting from each of them such passages as seem to be the best suited to the nature of our plan.

Our ingenious author begins with describing his travels during the years 1768 and 1769 from St. Petersburg through Moscow, Woldimer, Mordua, Samara, Orenburg, and Jurieu, towards the Caspian Sea, and from thence to Ufa, where he wintered.

At Waldai he observed great abundance of the *Gordius Aquaticus*, a species of worm that destroys fish by perforating their branchiæ. In the countries bordering on the lower part of the
Wolga

Wolga this worm is said to be frequently met with in ulcers in the human species.

Near the convent of Niskolskoy, and in other parts of the government of Casan, the *Uva Ursi* (by the Russians named *Toloknjanik*) grows in great plenty: it is much employed in tanning, the skins being found to be much more speedily and better tanned by means of this plant.

In the river Moskua the *spongia fluvialis*, Linn. occurs in great quantity. The women of the lower class dry and employ it as a cosmetic. The smell which this plant yields in burning would seem to indicate that it is of an animal nature; but Dr. Pallas was not able to discover the least appearance of irritability in it.

In the Botanic Garden at Moscow there is a considerable plantation of the *Rheum Palmatum*, the growth of which is promoted by frequent transplantations.

On the roots of the *Hypericum perforatum* there is found a coccinella, not inferior to that met with in Poland.

The milky juice of the *Elvela Acaulis*, is employed as a domestic remedy against scrophulous tumours, and indurated swellings of the legs in persons advanced in life.

In

In the neighbourhood of Murom the juice of the *Euphorbia Palustris*, or the dried root, is used as a purge. It acts at the same time as a gentle puke, and is held in considerable repute as a remedy for agues, indurations of the abdominal viscera, and other chronic diseases.

Our author recommends the culture of the *Polygonum convolvulus*, instead of buck-wheat, as yielding a greater quantity of seed, and bearing the cold better.

The dry woolly leaves of the *Centaurea Siberica*, after being bruised, are used as an application to green wounds. The *Cineraria Palustris* bruised, and made into an ointment with oil, is likewise applied to ulcers.

The poor people collect a great quantity of *Fungi* for the winter, and use them, either dry or salted, as food. They are by no means nice in collecting them, employing even such as are worm eaten, and rejecting only a very few species.

Dr. Pallas gives a very particular account of the manner of preparing the *Justen* or Russian leather. It is chiefly tanned, it seems, with the bark of *Salix Arenaria*, and is rendered soft and pliable, not, as hath been hitherto supposed,
by

by the *sedum palustre*, but by means of the thickest and purest oil of *Betula* (bitch-tree). The *Santalum* alone is employed to give it a red colour; or the *Santalum* and green vitriol, when a black colour is wanted.

The root of *Mandragora* grows in the neighbourhood of Arfamas, and is much used. Our author likewise found there the *Veratrum Album*, which proves poisonous to sheep, horses, and poultry. The inhabitants apply the powder of this plant to ulcers in their cattle, and it is sometimes mixed with honey, and taken as a remedy for the *tenia lata*. They hold the *gentiana campestris* in great estimation as a cure for the bite of a mad dog. Nothing however can be more suspicious than the pretended efficacy of remedies of this sort.

We are told that near the river Piana the *cantharides* live on the *lonicera Tartaria*.

Our author gives an accurate description of the Asphalt Spring on the river Sock. The surface of the water is covered with a black and viscid *asphaltum* of the colour and consistence of tar. On removing this substance (which is renewed again in a few days) there appears under it a fine penetrating *oleum petrolei*. The inhabi-

tants

tants employ this impregnated water as a gargle and drink in apthæ and ulcerations of the mouth and throat. They likewise apply the *asphaltum* itself to fresh wounds, or make it with butter into an ointment for ulcers. Some of them take it internally, boiled in milk, in obstinate colics and in venereal cases. On the same river Mr. Pallas met with several copious sulphureous springs, the waters of which are employed as a hot bath in the itch and other cutaneous disorders. He here adds an exact account of a sulphureous lake about sixty fathom in length, and forty-five in breadth, which emits a visible vapour, and a disagreeable smell of *hepar sulphuris* that extends to the distance of several miles.

Speaking of the preparation of isinglass, our author informs us that it is procured from the air-bags of fishes. At Simbirskon on the river Wolga the air-bag of the *accipenser Sturio*, L. is esteemed the best for this purpose, and next to this that of the *accipenser Huso*. The air-bag of the *accipenser Stellatus*, P. is mixed with that of the *accipenser Sturio*. The little bladders of the *accipenser Ruthenus*, P. are said to yield the most tenacious gluten of any. These bags, when extracted from the fish, are

first put into fresh water, and afterwards a little dried; their external coat is then removed, and the internal glistening one (which is the isinglass) twisted into various forms. The best is rolled up in the shape of small crowns, the next compacted like a book, and the inferior sort simply dried. Farther down the Wolga they boil these bladders in water, and pour the extracted gluten into a variety of shapes. On the river Okka, where the *accipenser Ruthenus*, only occurs, the whole air-bag is employed for the same purpose by simply beating and drying it, without any other preparation. A similar gluten is likewise obtained from the air-bags of the different species of the *Silurus* and *Barbus*.

At Jaizkoi the isinglass obtained from the *accipenser Huso* is reckoned the worst, and that from the *accipenser Stellatus* the best.

Our author gives some account of the *caveat*, which is esteemed as an aphrodisiac. It is nothing more than the spawn of those fishes. The best sorts are procured from the *accipenser Sturio* and *accipenser Stellatus*.

Capficum is much cultivated at Samara. The ripe pods are dried in a furnace, and sold to the lower sort of people, who use it as common

mon spice. The cosmetic in the greatest repute at Samara is the root of the *onosma echioides* combined with oil.

Dr. Pallas describes the *Glis Moschatus*, which he distinguishes from the genus of beaver, and names *Sorex Moschatus*. In this animal the smell of musk, which is derived from glands situated under the squamous membrane of the tail, is of a much more penetrating nature than that of the common musk.

Tarantulas, equal in size to those of Italy, are to be met with in the environs of Samara. The bite of these insects occasions only a painful swelling.

The great mountain of sulphur opposite to the mouth of the river Sock, consists of a white, compact, and fine calcareous stone, in which are found great quantities of gypsum, combined with sulphur.

At Samara the *Rumex Alpinus* is given to children, and likewise to cattle, as a remedy against worms. It is also used in dying.

At Tscherkask a coccinella is collected from the roots of the *fragaria* and *potentilla reptans*. It is first separated from the adhering earth by

means of a sieve, and then dried in a pan over a moderate fire, or in an oven.

Near Orenburg there are considerable mines of sea salt, which is very pure, firm, solid, and white. The most common plant in that neighbourhood is the *Salicornia herbacea*, of which the inhabitants make an agreeable salad with spiced vinegar, as they do with other plants of the same kind. Speaking of the former plant, the *Salicornia*, our author remarks, that on account of the great quantity of common salt it contains, they are not able to prepare a soda from it.

The *Holcus saccharatus* is the only plant from which the Buchars prepare their bread. We are told that a single plant often yields two pounds of feed.

A particular kind of leprosy is spoken of as beginning to make its appearance on the Jaik. At Astrachan it is called the disorder of the Crimea. The first symptom of it is a blueness and swelling of the face: it goes on increasing during four or five years, when it attains its highest degree of violence, and after seven years commonly proves fatal. All persons are not equally affected

affected by it. In the first or second year painful spots or flat tumours of a blueish red colour appear on the skin, and these are succeeded by violent pains of the joints. When the scurf dries away, the patient complains of an immoderate itching. It has often happened that when an unripe scurf has been bruised or imprudently opened, a spreading ulceration has taken place, and the limbs have fallen off. The legs it seems are particularly affected with this disorder; and in five or six years the cavities of the nose, mouth, aspera arteria, and pharynx, are in a state of ulceration.

Speaking of the Kalmucks, our author observes, that mares milk is greatly esteemed by them on account of its becoming so spirituous when sour, that two or three large dishes of it are sufficient to intoxicate a man. This milk when fresh drawn is more fluid than cow's milk, but its peculiar flavour renders it somewhat unpalatable. It loses this taste however as it turns sour, and becomes more agreeable. In summer it constitutes almost the only drink of the Kalmucks, and they distil brandy from it. In order to turn it sour, they pour it into large leathern bags or other vessels, which in winter they place
near

near the fire. In general the filthiness of their vessels is sufficient for the purpose ; but if not, they add a ferment of bread, or the remains of their sour milk, or the coagulated milk they find in the stomachs of their lambs. Mr. Pallas accurately describes the manner in which they obtain brandy from milk. Cows milk, we are told, does not yield quite a quarter, but from mares milk they are able to procure one-third part of indifferent brandy. That obtained from cows milk is seldom inflammable till it has been twice distilled.

These people are not very delicate in the article of diet. They eat the meat of animals that die either a natural or violent death. As a substitute for tea, which they boil with milk and butter, they use the *glycyrrhiza aspera*. They prepare their vessels for culinary and other purposes from the hides of cattle.

The disease that is the most fatal to them is a contagious fever, which usually carries off the patient on the eighth day. The itch and the lues venerea are likewise common disorders among them, and they are in general subject to ophthalmia. This latter complaint is owing to the smoke of their cabbins and the heat of the

the fun. The small pox makes great havock among them whenever it happens to be epidemic. Another tribe of Tartars, the Kirgis, are in such dread of this disease, that as soon as it makes its appearance, they fly from the unhappy patients, leaving them only victuals and drink; and if a person with the small-pox comes near their habitations, they immediately let fly their arrows at him.

The Kalmuck women are extremely hardy. They do all their ordinary business, and even get on horseback, on the second day after their delivery.

The Cossacks employ the *ferratula amara* as a cure for agues. This plant has a bitterish taste like the centaureum. They likewise apply it powdered to ulcers in their cattle.

In Gurjef the tender leaves of the *rhaponticum* are taken in the spring as an antiscorbutic. A decoction of the root is employed as a purge, and the Kirgis use it to dye their leather yellow. At Astrachan they prepare *capparides* from the *zygophyllum fabago*.

The Kalmucks are in great fear of the *phalangium arenoides*, a species of spider, and not without good reason, for its bite occasions excruciating

cruciating pain and violent swellings, which usually prove fatal, unless sweet oil, a remedy they successfully employ in these cases, is speedily had recourse to.

Dr. Pallas informs us, that the Tartars have a custom of removing the hair from their bodies by means of a paste made of nine parts of quick-lime and one of auripigmentum. We remember to have seen a formula of this kind in some of our old dispensatories, under the name of unguentum depilatorium.

In the spring a gummy substance exudes from the trunks of old larch trees, greatly resembling gum Arabic, except in its being of a darker colour. This is a produce we should not have expected from a species of tree that usually yields only resinous juices.

[*To be continued.*]

III. *Traité des Nerfs et de leurs Maladies.* Par
M. Tissot, M. D. de la Société Royale de Lon-
dres, des Soc. Academ. de Basle, Berne, Rotterdam,
et

et de la Société Royale de Médecine de Paris.

8vo. Laufanne. 6 vols.

IT is well known that nervous diseases are much more frequent now than they were formerly. Our manner of living, the luxury that prevails in large cities, and extends to persons of every class, the immoderate use of tea, coffee, wine, and spirituous liquors, all concur in disposing us to complaints of this sort. The small number of nervous disorders that existed in ancient times, is, doubtless, one of the reasons why the earlier medical writers have left us but little on the subject; for, excepting palsy and spasm, there were no other affections which they considered as nervous; and yet in perusing their observations, we may easily distinguish cases, to which indeed they have given no appellation, but which evidently appear to have been what would now-a-days be considered as disorders of the nerves. Another reason likewise, in the opinion of the author of the work before us, why the ancient physicians omitted to ascertain the true cause of these diseases, is the difficulty with which they are distinguished. A long series of observations was necessary for this purpose, and a more perfect knowledge of phy-

E

siology

siology than the ancients could possibly possess. The celebrated Sydenham is almost universally considered as the first medical writer who clearly ascertained the variety of symptoms occasioned by diseases of this class, and who remarked at the same time, that all their symptoms depend upon too much or too little nervous energy. But M. Tissot observes, in his Preface, that Sydenham was not the first who referred hysterical affection to the nerves; this discovery having been made thirty years before his time, by Charles Piso, a physician of Lorraine, in a work entitled, *De Morbis ex colluvie et diluvie ortis*. Piso's book, which abounds with the physiological errors of the preceding ages, was published in 1618, ten years before the appearance of Harvey's great work, which made so thorough a change in physiological reasoning.

Our author remarks, that after the time of Sydenham and Willis, both of whom made many valuable observations on affections of the nerves, this class of diseases was so far from being improved, that succeeding writers returned to the old and erroneous doctrines, seemingly through ignorance of what had been done by their predecessors; so that in 1750, the
works

works of Cheyne and Hoffmann were almost the only valuable ones on this subject; and yet neither of these contains much more than what is to be found in the writings of the two just now mentioned. Since that time, the works of Boerhaave, Whytt, and Lorry, on this subject, have made their appearance. Each of these contains many excellent things, but they are all of them very different in their plan from the present work, on which the author has employed himself it seems, at times, ever since the year 1759. The third volume, which treats on the epilepsy, having been the first finished, was published in 1770. Ill health, and a variety of avocations, have retarded the appearance of the remainder till now.

M. Tissot begins by describing first the anatomy, and then the physiology of the nerves; these two parts fill the whole of the first part of the first volume. " I am fearful (says he) that many physicians will think it too long, and be of opinion, that a very bulky volume of anatomy and physiology is misplaced at the head of a practical work; but I am so thoroughly convinced, that it is impossible to form an exact idea of a disease without knowing both the parts in

“ which it is seated, and their functions in
 “ a healthy state, that I dare affirm, that the
 “ small progress made in practice, is owing to
 “ the little skill physicians have in anatomy and
 “ physiology. I have observed, that in pro-
 “ portion as we improve ourselves in these two
 “ branches of science, we acquire a greater rea-
 “ diness at distinguishing the causes of diseases,
 “ and of course their true indications.”

He then proceeds to point out the plan of his
 work, which consists in proceeding from the
 physiology, to the pathology and cure of
 nervous diseases.

After extending his anatomical descriptions
 through 190 pages, and tracing the nerves from
 their origin to the parts in which they are dis-
 tributed, our author gives a short recapitulation
 of what he has advanced, by re-ascending, as it
 were, from these parts to the nerves, and point-
 ing out in a general way those which are distri-
 buted to each. The remainder of the first part
 of the first volume is employed on the phy-
 siology of the nerves. In each of these parts
 we meet with a judicious compilation of what
 has been written by others on these subjects, but
 without the addition of any thing new. He
 relates

relates the different systems that have prevailed with regard to the functions of the nervous system, and agrees with the generality of modern writers, in supposing the existence of a nervous fluid, but he rejects the notion adopted by M. Lieutaud, that there are two kinds of animal spirits, the one intended for motion, and the other for sensation. Speculating with regard to the nature of this supposed fluid, and the quickness of its motion in muscular action, he is led to notice its different rapidity in different animals, and observes that this rapidity is probably greatest in an insect described by M. de l'Isle, in the *Hist. de l'Academie des Sciences* for 1711. This insect it seems, which is so minute as to be almost invisible, makes 1080 steps in a second, without advancing more than six inches in that time.

The second part of the first volume (or rather what we would call the second volume, for it is printed and paged separately from the first) begins with observations on the effects of poisons, which M. Tissot contends are by no means foreign to his work, not only because they include all the symptoms of nervous disorders, but because they are or may be reckoned
amongst

amongst the causes of these diseases, persons who have had the misfortune to be poisoned, being almost always subject to them during the remainder of their lives ; and accordingly, adds our author, Boerhaave, in his treatise on disorders of the nerves, employs almost sixty pages on poisons.

Our author sets out with remarking, that if we except a small number that appear to act by their stypticity, all poisons exert their effects by means of a very acrid and irritating principle, that is fixed in some, and extremely volatile in others. He observes, that poisons have been distinguished into mineral, vegetable, and animal, but that this arrangement, which was first introduced by Mead, throws no light on their action. Our author confines himself to the effect of the irritation, which may be applied ; 1st, by respiration to the different parts of the pituitary membrane. 2dly, By the cutaneous inhalation. 3dly, By wounds. 4thly, By deglutition. 5thly, By clysters. 6thly, By injections, either into the blood vessels, or cavities of the thorax and abdomen, or into the hollow viscera. To the first of these classes, he observes, may be referred all those extremely
volatile

volatile poisons which kill the moment they are respired, and likewise all those less powerful ones which without killing prove extremely noxious. Certain flowers and chymical exhalations, mephitic vapours, the inflammable air of stagnant waters, vapours arising from animal and vegetable substances in a state of putrefaction, &c. are of this kind; and although several of these prove destructive, chiefly by vitiating the air, and infecting the fluids, yet it has been very clearly perceived, that another cause of death, which exists perhaps in all of them, and in several is the principal agent, is the excessive acrimony which excites a violent spasm of the bronchiæ that proves suddenly fatal. Our author quotes from the Philosophical Transactions the case of a woman who was killed by sleeping in a chamber in which there was a great quantity of roses. He mentions another instance on the authority of Triller, of a similar effect produced by violets. He adds, that there are some plants which have but little odour, and yet their odoriferous part, small as it is, is truly poisonous. He observes that Boerhaave, after informing us that at one time he had like to have been killed by imprudently venturing

venturing too near the fumes of some spirit of vitriol he was preparing according to Van Helmont's process, and that at another he was exposed to similar danger from the vapour of putrid urine, relates two facts which are still more curious. One of these concerns Tachenius, who on opening a vessel in which he had been subliming arsenic, was instantly seized with excruciating pain at the pit of the stomach, syncope, cold sweat, vomiting, and a general spasm, which gave way only by degrees to a vegetable diet; the other is of a painter, who upon opening a box in which he had long kept some realgar, perceived a slight smell, and immediately fell into a syncope, from which he was with difficulty recovered. It is very evident, remarks M. Tissot, that both these accidents were occasioned wholly by the irritation of the nervous system. Fernelius, says he, speaks of a silversmith, who by using mercury in gilding suddenly became deaf and dumb, and lost his understanding; and Etmuller having been exposed by the breaking of a retort, to the fumes of sulphur and antimony, found his breast so much irritated, that he continued to cough at times for upwards of a month. " Even the
" vapour

“ cautioned him not to open any letters, or
 “ make use of gloves, or smell to any thing,
 “ There are not wanting instances of poisoned
 “ candles; and some historians are of opinion,
 “ that the second Cardinal de Guise was poisoned
 “ in a procession at Avignon, by the fumes of
 “ the flambeaux that were carried before him.
 “ Boerhaave asserts, and no person was ever
 “ more deserving of being credited, that he
 “ knows of poisons capable of killing in the
 “ twinkling of an eye, without producing any
 “ symptoms of disease. The exhalations of
 “ the manzanilla, a poisonous tree of America,
 “ that cannot be approached till care has been
 “ taken to dissipate its vapour; those of the
 “ Ahouai of the West Indies, and of the Ahouai
 “ of Madagascar; those of the root of Bejuga
 “ when boiled, are dangerous only from their
 “ acrimony, and it is not by their rendering the
 “ air unfit for respiration, that we can suspect
 “ them of proving noxious, since it is clearly
 “ demonstrated that vegetables restore this qua-
 “ lity to air, when it has been deprived of it by
 “ other causes; and that besides, the symptoms
 “ they occasion, are not such as depend on that
 “ cause.”

Amongst

Among the poisons of this kind our author enumerates the exhalation that infects the *Samyel* or *Sanum*, a wind that blows in certain parts of Arabia, and proves almost instantaneously destructive, corrupting the dead bodies with so much rapidity, that the limbs may easily be separated from the trunk; and likewise the *Harmatan*, that blows in the month of January on the coast of Guinea, and sometimes occasions blindness, and other baneful effects.

Pestilential poisons, such as the poison of the plague, and the effluvia of putrid animal substances, in the opinion of M. Tissot, act by producing palsy rather than spasm.

Under this head of poisons that act upon the pituitary membrane, our author classes sternutatories, and mentions a case that occurred to Boerhaave, of a man, who, by snuffing up white hellebore that had been imprudently given to him, fell into such violent sneezings, that he would perhaps have died of Tetanos if the irritation had not been speedily removed.

Under the second head, that of absorption by the skin, our author mentions Professor Monro's experiments described in the *Phys. and Lit. Essays*, and likewise a curious fact from Diemer-

broeck, concerning an adventurer, who, during the plague of Nimeguen, distributed at a very high price a kind of amulet, that was suspended round the neck by way of preservative. This amulet, which proved to be a preparation of arsenic, not only produced black pustules on the skin, but likewise occasioned pains in the breast, which ceased upon its being removed. Another case is related from Wepfer, of a young woman at Basil, who by rubbing her head with an ointment composed of butter and arsenic, in order to destroy vermin, brought on at first violent pains, and afterwards a swelling of her whole head, delirium, fever, and on the sixth day, death. A third instance is quoted from Sproegel (*experim. circa venen*) of a woman at Gottingen, who having sprinkled some powder of cobalt on her daughter's head as a cure for the tinea, had the mortification to see her die in great agonies a few hours after. Dr. Sproegel covered some ulcers in a dog with the same powder, and the animal died in the same manner. The same physician afterwards shaved the back of another dog, and after making small incisions in it, sprinkled them with about a drachm of arsenic; the animal immediately fell into violent convulsions.

convulsions, accompanied with the strongest efforts to vomit, and the same symptoms in short as if it had taken the poison by the mouth; it died in convulsions at the end of five hours. The skin of the back was swelled and of a black livid colour; the stomach, intestines, pleura, breast, and lungs, were inflamed in the same manner as might have been expected if he had swallowed the poison. Boerhaave in his *Prælect. sect. 1122*, relates a horrid instance of a similar effect from a poisonous ointment employed during the plague at Vienna. This ointment, which consisted of lard impregnated with the pestilential virus, was used for the most villainous purposes, and when rubbed on the surface of the body proved speedily fatal. M. Tissot remarks that he has often experienced alarming effects from the most simple ointments; there are some persons, he observes, whose cutaneous nerves are so sensible, that ointments of every kind immediately, or at least after a very short time, produce an erysipelatous eruption that he has seen spread over the whole body, and occasion true nervous symptoms that have continued for several days; and among a variety of instances of very considerable irritation excited by the application of the bark of the *Daphne Laureola*
 or

or *Spurge Laurel*, which of late years has been so much in vogue, he remembers several in which he observed exactly the same symptoms as might have been expected from poison.

Our author remarks, that it is a well known fact that several poisons, such as the oil of tobacco, the poison of the viper, &c. that are extremely active when applied to a wound, occasion no ill effect when swallowed. Thus we find that the Marfi and Pfyllii sucked the wounds of the Roman soldiers the moment after they had been bit by the venomous serpents of Africa; and upon this same principle, Cozzi, viper-catcher to the grand duke of Tuscany, swallowed a drachm of the poison of the viper, without being incommoded by it, although one or two drops of it were sufficient to kill an animal when dropped into a wound.

M. Tiffot observes, that different poisons introduced into wounds, produce different effects; that of the asp, for example, renders the patient lethargic; that of the *coluber cerastes* occasions tetanos; that of the viper, jaundice; that of the seps, gangrene; while that of the *coluber dipsas* inflames the œsophagus, and excites an ardent thirst; and that of the rattlesnake kills instantaneously, without producing any sensible effects. Our author remarks, that in animals
that

that have been killed by the bite of the viper no sensible change was to be discovered in the body, that could lead to a discovery of its mode of operation; but he presumes it may be considered as a certainty that in almost all these cases the nervous system is singularly affected. He observes that Melchior Fries attributed too much to simple mechanical irritation, when he supposed that the viper discharged no poison into the wound, but proved noxious merely by irritating the part with its tooth; and that the late M. Pouteau, without denying the existence of virus, was no less in the wrong, when he asserted that all the symptoms in such cases were occasioned by local irritation, that is, by its effects on the wound.

After relating the effects of the bite of the rattlesnake, as given in the *Philos. Trans.* N° 399, our author quotes a curious fact from Tavernier concerning an Indian prince, whom he had occasion to see put a criminal to death by running a poisoned lance into one of his toes. Two surgeons, who were at hand, immediately amputated the toe, but this did not prevent the unhappy wretch from expiring very speedily in convulsions. Bontius, adds M. Tiffot, who practised

practised physic for a long time in the East Indies, says, that the most usual symptom from wounds with poisoned arrows is a violent ecstasy; the patient seems intoxicated, staggers, and soon falls down dead; symptoms that are evidently the effects of an injury done to the nervous system.

As a striking instance of the effects of poisons taken internally, our author quotes Wepfer's account of seven children poisoned by water hemlock, which they mistook for another plant.

Jacob Mæder, one of these children, aged six years, returned home chearful, but in a short time complained of acute pain at the pit of his stomach, and almost in the same instant fell down senseless, and made water with so much force, that the flow of urine reached to the height of five feet; soon after he was attacked with violent convulsions; his jaws became so closed that it was impossible to open them; he had an incessant grinding of his teeth, his eyes were horridly distorted, blood gushed from his ears he had a violent hiccup, and frequent inclination to vomit; but his mouth was so firmly shut that it was impossible for him to void any thing. At the epigastrium a tumour appeared
of

of the size of a man's fist, attended with considerable pulsation; his arms and legs were affected by the strongest convulsions, his head and trunk bent backwards formed an arch, under which another child was able to pass. These symptoms relaxed for a moment, but soon returned with the same violence, and he expired before this painful scene had lasted half an hour.

Matthew Graff, a little after the death of Jacob Mæder, was attacked with vertigo, which at first obliged him to sit down, but it was not long before he fell into violent convulsions, attended with opisthotonos and locked jaw; they broke out some of his teeth in order to get a little theriaca and vinegar into his stomach, but his œsophagus was in such a state of spasm, as would not allow him to swallow; and a tumour that appeared at the pit of his stomach, beat with so much violence, that the pressure of the strongest hand could not moderate its efforts. The paroxysm continued in full force for half an hour, without any evacuation taking place, and the patient died.

The belly and face of Mæder had swelled, but in Graff the swelling was so general, that it was

impossible to get his cloaths off. From the moment of his death to that of his being interred, a great quantity of green froth came out of his mouth ; and the same circumstance occurred in Mæder.

The five others experienced similar symptoms as the two that died ; but having vomited up the poison by means of a solution of theriaca in vinegar, soon got well.

Boerhaave had occasion to see eight children who were poisoned by the same root, which produced the same symptoms as those described by Wepfer. He gave to all of them a solution of white vitriol, and all who vomited recovered.

Our author observes, that some poisons seem to act more upon certain nerves than others ; the deadly nightshade, for instance, affects the nerves of the eyes in a singular manner.

M. Tissot closes his remarks on the effects of poisons with an account of the experiments made in this way on animals by Mortimer, Langrish, Sproegel, and others.

In the following section our author attempts to explain the action of the nerves, and after offering his conjectures on this subject, proceeds to review what has been said by different writers

con-

concerning their ganglions, and coverings, on both of which heads he seems chiefly to adopt the opinions of Haller. He next describes the functions of the nerves, which he reduces to four, viz. 1. feeling; 2. determining muscular action; 3. assisting in nutrition; 4. assisting the secretions.

[*To be continued.*]

IV. Torberni Bergman, Chemiæ Professoris et Equitis aurati Reg. Ordinis de Wafa; Acad. Imp. N. C. Regiarumque Academiæ et Societatum, Upsal. Stock. utriusque, Londin. Goetting. Berol. Gothob. et Lund. Sodalis, Parisinæ Correspondentis, *Opuscula Physica et Chémica, pleraque antea seorsim edita, jam ab auctore collecta, revisa, et aucta. Cum Tabulis Æneis.* 8vo. Holmiæ. Tom. I. 404 Pages.

THIS is the first volume of a very interesting work: it consists of eleven dissertations, which we shall review in the order in which they are printed. The first of these essays treats *de acido aereo*, or as it is commonly, though impro-

perly called, *fixed air*. In this discourse, amidst a great variety of matter with which, as might be expected, the chemical reader is already well acquainted, we meet with many new and ingenious observations; we shall content ourselves with selecting from it such as are not generally known. With regard to the name of *acidum aereum*, which he has given to this fluid, our author remarks that it seemed to him to be the most proper of any, as there are different kinds of fixed air, and the term *mephitic air* is applicable to any kind of air unfit for respiration. In order to procure a pure *acidum aereum*, he recommends it to be twice passed through water, that it may be thoroughly deprived of any heterogeneous acid combined with it. He observes, that whatever acid we employ, the result will be the same, provided no *acidum fumans* is made use of, so that if the nitrous or marine acids are had recourse to, we must be careful to dilute them sufficiently. For the extrication of his aerial acid, our author prefers the pellucid transparent calcareous spar to chalk, the latter being almost always contaminated with marine acid. When this process is carried on by means of fire, *magnesia*, we are told, will be preferable to the calca-

calcareous earths, the former yielding the aerial acid much sooner, and by a gentler heat than the latter. For this purpose he uses a small retort of green glass, only an inch in diameter, with a very slender neck. He places this vessel in a crucible, surrounded with gypsum. Another method of procuring the aerial acid is by fermentation. For this purpose we are directed to take twenty oz. of coarse sugar, and the same quantity of yeast, to which we are to add 200 cubic inches of water in a glass vessel, large enough to contain 350 cubic inches, which is to be placed in a degree of heat equal to 59° of Fahrenheit's thermometer. In six or seven hours the common air will be expelled from the vessel. He observes, that the access of the external air is not necessary for fermentation; it is sufficient if the air extricated finds an exit.

The aerial acid is always the same by whatever method it is procured. When we wish to impregnate water with it, our author recommends a heat a little above the freezing point of Fahrenheit's thermometer. In a heat of 41° it takes in somewhat more than its own bulk of the aerial acid; in a heat of 50° it absorbs only a quantity equal to its own volume; and as the heat is increased, it takes in still less.

The weight of distilled water at 36° of Fahrenheit, when compared with water saturated with aerial acid, is as 1,0015 to 1,000. This saturated water in a heat not much above 32°, is almost tasteless, but if kept an hour or two in a heat of 59° or 60°, it affords a pungent and agreeable acidulous taste.

A solution of *belistropium* in water, diluted so as to be of a fine blue colour) a strong solution inclining rather to a violet tinge (became evidently red by the addition of $\frac{1}{50}$ part of aerial acid; but the syrup of violets, and other blue vegetable juices were not in the least changed by this addition.

The vegetable fixed alkali saturated with aerial acid yields quadrangular prismatic crystals, which our author describes as being formed “*apicibus utrimque e duobus triangulis inversis, tetra- tique instar conniventibus, formatis.*” In a temperate heat these crystals may be dissolved in four times their quantity of water. They contain 0,32 of water, 0,20 of aerial acid, and 0,48 of alkali. Their taste is slightly alkaline. They precipitate Mercury from sublimate in the form of a white powder, especially if the powdered crystals have for some days been exposed to the open air.

The mineral alkali saturated with aerial acid, gives chryftals of a different form, "*chryftallos de- caedras vel potius octaedras, apicibus duobus op- positis, qua maximam partem truncatis.*" They contain 0,16 of aerial acid, 0,64 of water, and 0,20 of alkaline salt.

100 parts of pure mineral alkali (deprived of its water and aerial acid) require 77 parts of vitriolic, $135\frac{1}{2}$ of nitrous, and 125 of marine acid for its saturation; the proportions with the pureft vegetable alkali are $78\frac{1}{2}$, 64, $55\frac{1}{2}$.

The chryftals of volatile alkali saturated with aerial acid were less regular than the others, but seemed to be octagonal. They contain 0,12 of water, 0,45 of aerial acid, and 0,43 of alkali.

The earth, which when saturated with vitriolic acid, constitutes what we call *spathum ponderosum*, and which our author on that account styles *terra ponderosa*, we are told, is very different from calcareous earth. Combined with water, it forms a kind of lime-water, an hundred parts of which contain 0,5 of aerial acid, 0,30 of water, and 0,65 of earth. Water dissolves about $\frac{1}{900}$ part of its own weight of this earth.

Pellucid calcareous spar loses by burning 0,45
of

of its weight; 0,34 parts of this are aerial acid, and 0,11 of water: our author for this reason considers crude calx as a kind of neutral salt, and pure calx, or quick-lime, as a real alkaline salt. Of this last he informs us, that water will dissolve hardly $\frac{1}{700}$ parts of its weight.

In the same manner as vitriolated tartar, gypsum, and other salts dissolve with greater facility in acidulated than pure water, so crude calx is found to dissolve with the greatest ease in water impregnated with the aerial acid.

Speaking of the common magnesia alba, our author observes that $\frac{1}{850}$ parts of it dissolve in water, and that it contains 0,25 parts of aerial acid, 1,30 of water, and 0,45 of pure earth that does not seem to dissolve in water. Water saturated with aerial acid dissolves $\frac{1}{300}$ of its own weight of common magnesia in a heat equal to 59° of Fahrenheit.

Pure *argilla*, or what is commonly called *terra aluminis*, is not dissolved by aerial acid; but our author observes, that this acid seems to have some effect upon it, when alum is precipitated by alkali saturated with aerial acid. This acid has no effect upon siliceous earth.

Pure aerial acid, or fixed air, in its elastic
state,

state, does not act upon iron; but our author found that water impregnated with this acid, dissolved $\frac{1}{10500}$ part of the weight of the water, without depriving the iron of its phlogiston. Alkalis perfectly saturated with this acid do not precipitate this iron.

Water saturated with aerial acid not only dissolves zinc, but also its calx in great quantity. Alkalis, as above with iron, produce no precipitation.

Magnesium (or, as it is perhaps more properly called, *manganesium*, for the sake of distinguishing this new discovered semi-metal from magnesia) is easily dissolved by water saturated with aerial acid, but its calx is not so easily affected. The solution of manganesium afforded a disagreeable smell, not unlike that of burnt fat.

Of the other metals few will dissolve in this acidulated water, and even these few must be previously divided into the most minute particles by precipitation, otherwise they are not in the least affected by it.

From our author's experiments with this acid and inflammable substances, it appears that in a heat equal to 50° degrees of Fahrenheit spirit of wine absorbed twice its bulk of aerial

acid, olive oil somewhat more than its own bulk, oil of turpentine nearly twice that quantity, and this latter with singular avidity. Æther by means of aerial acid, is expanded to twice its usual bulk, but this expansion disappears in water.

The different kinds of hepar sulphuris, the liquor silicum, and the soaps, are all of them decomposed by the aerial acid.

From experiments made with a view to determine the simple elective attractions of this acid, the author is enabled to give the following table of affinities :

Terra ponderosa.
 Calx pura.
 Alkali fixum vegetabile.
 Alkali fixum minerale.
 Magnesia.
 Alkali volatile.
 Zincum.
 Manganesium.
 Ferrum.

From all our author's experiments, it evidently appears, that this fixed air, as it has been called, is a real acid, though weaker, and of a nature different from any other. It attracts smoke very strongly. He finds that its specific gravity

is

is 0,0006 greater than that of common air, and from this circumstance he is induced to imagine that this acid abounds more in the lower than in the higher strata of the atmosphere. This difference he thinks may be owing to the fermentations and other decompositions of bodies near the surface of the earth, the effect of which is to disengage more or less of this aerial acid. He also conjectures that it may be precipitated from the higher regions of the air by lightning.

[*To be continued.*]

SECTION II.

ESSAYS AND OBSERVATIONS.

- I. *A new Method of treating Uterine Hæmorrhages after Delivery.* By M. Saxtorph, M. D. (from the Acta Havniensia, Vol. II.)

THIS new method, which consists in the use of vinegar and water injected into the uterus, has succeeded in three cases of menorrhagia, that had resisted every other means

of cure. In the first case the flow of blood from the uterus had continued 4 hours, and cold drink, as well as cold applications to the abdomen had been tried without effect. No pulse or respiration were perceptible, and the patient was perfectly cold. In this state a mixture of vinegar and cold water was injected into the uterus. The hæmorrhage was immediately stopt, and the patient's pulse and breathing returned. The reason why injections of this sort have so often failed in cases of menorrhagia and fluor albus, is perhaps owing to their having been thrown up into the vagina only, and not into the uterus. In this patient the injection was repeated three or four times, and she was perfectly recovered in fourteen days. The lochia flowed in small quantity, and she secreted but little milk.

In the second case the patient from the continuance of the uterine discharge was troubled with convulsions and frequent syncope, but as soon as the injection was thrown into the uterus, the menorrhagy stopt, and she recovered in a short time.

In the third case the uterine hæmorrhage had been thrice stopt by pressure and cold applications to the abdomen, but constantly returned
again,

again, till at length the same injection was used as in the other cases, and proved equally effectual.

With regard to uterine hæmorrhages it may be observed, that if the placenta is attached to the anterior surface of the uterus, its adhesion is always uncommonly strong. The more that part of the uterus to which the placenta is fixed is extended during pregnancy, and the more that same part is in consequence of such extension contracted after delivery, so much the more easily, in general, will the placenta be separated, and so much the less reason will there be to fear menorrhagia. The fundus uteri is, during pregnancy, the most extended, and after delivery the most and the quickest contracted; of course the placenta, when attached to the fundus, is always easily separated, and it very seldom happens that its removal occasions a violent flooding; on the contrary, the anterior surface of the uterus not being much stretched, and contracting little and slowly after delivery, the placenta when fixed to this part will, in general, adhere very strongly, and its separation frequently give rise to considerable hæmorrhage. It will therefore be prudent for the accoucheur, as soon as he

he perceives that the placenta adheres to the anterior surface of the uterus, to provide himself with a syringe, and cold water, and to be careful not to separate the cake till he is convinced that the uterus begins to contract itself, and even then to proceed slowly.

II. *A new Method of treating the Fistula Lachrymalis.* By Mr. William Blizard, Surgeon, F. A. S. (abridged from the Philosophical Transactions, Vol. LXX. Part I.)

THE principal means of cure in the first and most simple stage of the *fistula lachrymalis*, are, 1st, compression; declared by experienced practitioners to be injudicious. 2d, The passing an instrument into the nostril and up the duct; a troublesome and painful operation. The introducing a probe through one of the puncta into the duct; by experience proved to be inadequate to the design. 4th, The impelling a fluid by a syringe thro' one of the puncta; allowed to be sometimes useful. On reflecting upon this last method, Mr. Blizard was induced to think, that if a fluid of a great degree of specific gravity,

vity, as quicksilver, could be passed through one of the puncta, so as to fill the sac and duct, and press upon the obstructed part, it might reasonably be expected to remove it, or at least to have a much better chance of doing this than a watery fluid; he therefore provided an instrument for the purpose; it consists of a fine steel pipe, a little curved, cemented in a glass tube about six inches long: at the top of the tube is a wooden funnel, and at the bottom of this a valve; but he thinks the valve unnecessary, as the quicksilver may be poured in by an assistant.

Mr. Blizzard has tried this instrument in one patient, who had been troubled with a flux of tears and mucus down the cheek from the puncta of the right eye-lids, about seven months. The steel pipe was passed into the inferior punctum without pain or difficulty. The quicksilver was then poured into the funnel, and when it regurgitated out by the superior punctum, the instrument was withdrawn. The quicksilver lay in the sac and duct without exciting pain, about thirty-hours, when it passed into the nose. On the third day the operation was repeated, and upon gently compressing the sac,
the

the greatest part of the quicksilver and some congealed mucus passed into the nostril. After the second or third operation, the swelling and distension of the face entirely subsided. Upon raising the column of quicksilver to twelve inches, it passed into the nose with much greater velocity than before. The patient after this process had been repeated four times, at intervals of a few days, had no discharge of mucus, and a tear but very seldom, so that the parts had a perfectly healthy appearance. Mr. Blizard observes, that this operation will perhaps avail only in the first or simplest stage of the disorder, and concludes with remarking that it is simple, easily executed, productive of but little pain, and attended with no kind of danger,

SECTION III.

MEDICAL AND PHILOSOPHICAL NEWS.

THE Royal Society of Sciences at Copenhagen have proposed the following prize question: " *Genesis aeris purissimi, vulgo*
" *dephlo-*

“ dephlogificati, ex calcibus metallorum, vel
 “ per se vel acido nitri saturatis, novis experi-
 “ mentis ad majorem claritatis gradum per-
 “ ducere, caput mortuum exactius examinare et
 “ inquirere; anne eadem aeris species ope alio-
 “ rum acidorum produci queat?” The prize
 is to be a gold medal, of the value of 100 rix
 dollars. The dissertations are to be written in
 Danish, French, Latin, or German, and sent
 (post paid) before the 31st of August 1781, to
 his Excellency M. de Hielmstierne, Knight of
 the Order of Danebrog, and President of the
 Society.

A paper has been lately communicated to the
 Royal Society by Richard Kirwan, Esq. F.R.S.
 describing the means of ascertaining the specific
 quantity of pure acid contained in any acid salt.
 In this paper the ingenious author has particu-
 larly determined the exact quantity of fixed air
 contained in different substances. By combin-
 ing algebraical calculations with chemistry (a
 method that seems to be equally new and ingeni-
 ous) he finds himself able to ascertain the 2500th
 part of a grain. The same philosopher is at
 present prosecuting experiments with a view to
 determine the specific proportion of phlogiston
 contained in the different metals.

M. Achard has lately communicated to the Royal Academy of Sciences at Berlin, a new method of exciting a degree of heat much superior to any hitherto produced, and this by means of a small quantity of charcoal, or any other combustible substance. At the same time he read the description of a machine for dephlogisticating the air of apartments, and of course rendering them fitter for respiration.

At the anniversary meeting of the Medical Society of London, on the 18th of January, the following gentlemen were elected officers of the Society for the year ensuing; Dr. Simmons, F. R. S. President; Dr. Lettsom, F. R. S. Treasurer; Dr. Hulme, Librarian; Dr. Kooftray, Dr. Wood, and Mr. French, Secretaries. On this occasion an oration in Latin, on the best means of prosecuting medical enquiries, was delivered by Dr. Simmons.

DEATHS.

Dec. 26, 1780.—At his house in Harpurstreet, London, aged 69, John Fothergill, M. D. F. R. & A. S. S. Member of the Royal Colleges of Physicians of London and Edinburgh,

burgh, and of the Royal Medical Society at Paris; a physician eminently distinguished for his learning and practical skill. His death was occasioned by a suppression of urine, owing to an enlargement of the prostate. We are informed that Dr. Lettsom is engaged in writing his life, which he means to prefix to a complete collection of his works in 4to. so that we hope soon to be enabled to present our readers with some authentic memoirs of this justly celebrated physician.

Jan. 10, 1781.—At Bath, Mr. Philip Ditcher, surgeon.

19.—At his house in Union-court, Broadstreet, London, aged 33 years, John Koostray, M. D. Member of the Royal College of Physicians, Secretary to the Medical Society, and Physician to the London Dispensary.

21.—At Kingston, in Surry, after a lingering illness, William Lewis, M. B. F. R. S. and Member of the Royal Academy of Sciences at Stockholm.—We shall be thankful to any of our readers who will favour us with anecdotes of this ingenious physician.

SECTION IV.

MONTHLY CATALOGUE.

1. **H**EADS of Lectures on the Theory and Practice of Medicine. By *Andrew Duncan*, M. D. &c. &c. The second edition, corrected and enlarged, 8vo. 427 pages. Edin. 1781.

Intended as a text-book for those who attend the author's lectures.

2. *Johannis Brunonis*, M. D. de Medicina Prælectoris, Societatis Regiæ Medicæ Edinensis Præsidis, Elementa Medicinæ. Small octavo, 421 pages. Edin. 1780.

3. Modern Improvements in the Practice of Physic, by *Henry Manning*, M. D. author of a treatise on the diseases of women. 8vo. 448 pages. London. 1780.

4. *Pauli de Czenpinsky*, Differtatio Zoologico-Medica sistens totius Regni animalis Genera, in Classés, et ordines Linnæana Methodo digesta, præfixa cuilibet classi terminorum Applicatione. 8vo. Viennæ. 122 pages.

This is a useful work, especially for those who are beginners in the study of medical zoology.

zoology. The author sometimes deviates from Linnæus in his arrangement. He has added the new species that have been discovered since the last edition of the *Systema Naturæ*. We are sorry the additions are the least frequent among the Mammalia. The work would have been less exceptionable if the author had omitted an idle story related by Gessner, from hearsay, of two nightingales conversing together in Latin. This tale did well enough in the last century. It would have been better likewise if the writer, instead of quoting scraps of morality from Ausonius, Cicero, and St. Augustine, had given us the real essential characters that distinguish the several species of *homo* from other animals.

5. *Magazin für Liebhaber der Entomologie*, i. e. a *Magazine for Lovers of Entomology*. By J. C. Fuesli. 8vo. Zürich, with copper-plates.

An agreeable and useful work for all those who employ themselves on this branch of natural history.

6. J. A. Scopoli, *Fundamenta Chemiæ Prælectionibus publicis Accommodata*. 8vo. Pragæ. 166 pages.

The first part of this work treats of the objects

jects and instruments of chemistry; the second of its productions, and these are arranged and described according to the operations, as, 1st, calcination; 2d, reduction; 3d, solution; 4th, precipitation; 5th, distillation; 6th, sublimation; 7th, mixture. The author every where adds the theory, but upon the whole we think his work far inferior to many other elementary books that have appeared on the subject.

7. *J. J. Plenck, Chirurgiæ et artis Obstetriciæ Professoris Budensis, Doctrina de Morbis Venereis.* 8vo. 176 pages. Vienna, 1779.

This is a concise and judicious compilation of every thing that has appeared on the subject, occasionally interspersed with the author's own remarks, which in general are well founded.

8. *Conamen Mappæ generalis Medicamentorum simplicium, secundum Affinitates Virium Naturalium, nova Methodo geographica dispositorum, Auctore Geo. Christoph. Wurtz, M. D. cum Tabula ænea.* Argentor. 8vo. 221 pages.

This performance, which may appear whimsical to some readers, seems to be executed with accuracy, and must have cost the author much pains. The map is 21 inches in length and 20 in width, and is neatly engraved.

9. *Traité*

9. *Traité des Remedes Domestiques, pour faire suite au traité de la petite verole; par M. Grossin Dubaume, Docteur Regent, ancien Professeur des Instituts de Médecine en l'Université de Paris, et Medecin de l'Hotel Dieu, Paris. 12mo. 172 pages.*

10. *Dissertation contre l'usage des bouillons de viande dans les maladies febriles; Par M. Paul Charles de Laudun, M. D. Medecin à Tarascon en Provence. Paris. 12mo. 263 pages.*

The reader will find nothing new or interesting in this dissertation. It is written to prove what is well known to every man of observation, that in a state of fever, the sick are totally averse to flesh broths, while they relish acidulated drink.

11. *Conjectures sur le Temps où ont vécu plusieurs anciens Medecins; par un Membre de la Société Patriotique de Hesse Hombourg. Paris. 12mo. 83 pages.*

This little work, which is written by M. Goulin, is intended to rectify some mistakes into which he confesses to have fallen in his *Memoires Litteraires*, with regard to the time at which Aesclepiades flourished.

12. In-

12. Instrucion curativa de las viruelas; por el Don Josef Amar, M. D. &c. i. e. Remarks on the Cure of the Small Pox, by Don *Joseph Amar*, M. D. physician to his Majesty, &c. Madrid, 4to. 164 pages.

This performance will not impress the reader with a very favourable idea of the state of physic in Spain. Don Amar begins his work with a history of the Small Pox, which is little more than a commentary on Rhazes. He declares himself an enemy to inoculation.

13. Lettre à M. de Brambilla, Ecuyer, premier Chirurgien de L. L. M. M. I. R. A. et de leurs Armées; par *M. de Lambon*, Ecuyer, premier Chirurgien de feu S. A. R. la Duchesse de Lorraine et de Bar, &c. &c. sur trois Operations de la Symphyse. Mons. 8vo. 25 pages.


The author of this letter has performed the section of the symphysis pubis on two patients with success. One of the two women has undergone this operation twice, and is now said to be in perfect health, as well as the child that was brought into the world by means of the second operation.



82 83 95
84 85 97
86 93 103
87 94
95

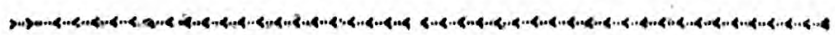
LONDON MEDICAL JOURNAL,

For **F E B R U A R Y** 1781.



S E C T. I.

B O O K S.



IV. Torberni Bergman, *Opuscula Physica et Chemica, &c. continued from Page 59.*

THE second dissertation, entitled, *De Analyfi Aquarum*, affords a masterly view of every thing that has been written on the subject; and as it is impossible to give a satisfactory account of it without copying the greatest part of it, and the limits of our Journal will not allow us to do this, we shall content ourselves with giving the heads of

VOL. I. N^o II. K the

the different sections into which it is divided, viz.

1. A succinct history of the analysis of waters.
2. The necessity of such analysis.
3. The difficulties that attend it.
4. Heterogeneous substances found in waters.
5. Two means of discovering them.
6. The physical qualities that are to be attended to.
7. The principal *reagentia*.
8. How the volatile heterogeneous parts are to be collected.
9. How the fixed heterogeneous parts are to be collected.
10. Of the residuum that is insoluble in water.
11. Of the residuum that is soluble in water.
12. The analysis ought to be confirmed by synthesis.
13. Of the choice and corrections of waters.

In the third dissertation the author treats *de aquis Upsaliensibus*; and in the fourth *de fonte Danemarkensi*, a water which he tells us contains aerial acid, iron, ferrum vitriolatum, alkali minerale vitriolatum, gypsum, common salt, and siliceous earth.

In the fifth essay the author relates his experiments upon sea water taken up in the latitude of the Canaries by his ingenious friend Dr. Sparrman, and brought to Sweden in bottles that were well corked. Professor Bergman having examined a *cantarus* (a Swedish measure that contains 100 cubic inches) of this water
found

found that, compared with distilled water, its specific gravity was as 1,0289. By evaporation it afforded a residuum that weighed 3 ounces and 378 grains. The contents of this residuum were as follows :

Sea salt ʒij, 433 gr.; magnesia salita 380 gr.; gypsum 45 gr.

It is therefore evidently confirmed by these experiments that the bitter taste of sea water is entirely owing to the two latter substances.

Towards the close of this dissertation we meet with a very curious remark concerning sea water taken from great depths in the above-mentioned latitude, and which our learned professor found to have no bitter taste. From this circumstance he very judiciously infers, that if sea water, procured from great depths, is every where the same, it may be usefully employed by navigators; for by diluting it with an equal quantity of sweet water, it may serve to boil their victuals, and thus be the means of saving at least half the quantity of sweet water.

In the sixth dissertation our author treats of the methods of preparing artificial cold mineral waters. He begins by analysing the Seidschütz, Seltzer, Spa, and Pyrmont waters, the four foreign mineral waters that are the most used in Sweden.

The weight of the first of these, the Seidschütz, in a middle degree of heat, is in comparison to that of cold water, as 42503 to 42250. The contents of a Swedish cantharus of this water in a heat of 59°, were found to be as follows, viz.

Calxaerata (calx faturated with fixed air) $4\frac{1}{2}$ gr. ;
calx vitriolata $24\frac{1}{2}$ gr. ; magnesia aerata $12\frac{1}{2}$ gr. ;
magnesia vitriolata (Epsom salt) $859\frac{1}{2}$ gr. ; mag-
nesia falita $21\frac{1}{2}$ gr.

To these are to be added four cubic inches of fixed, and two of common air, that were contained in this quantity of water.

A cantharus of Seltzer water examined in the same way, was found to contain of calx aerata 17 gr. ; magnesia aerata $29\frac{1}{2}$ gr. ; alkali minerale chrystallifatum, 24 gr. ; sal commune $109\frac{1}{2}$ gr. Its specific gravity compared with that of distilled water in a temperate heat, was found to be 1,0027. It yielded 59 cubic inches of fixed, and only one inch of common air.

A similar quantity of Spa water yielded of ferrum aeratum $3\frac{1}{2}$ gr. ; calx aerata $8\frac{1}{2}$ gr. ; magnesia aerata 20 gr. ; alkali minerale alkalifatum $8\frac{1}{2}$ gr. ; sal commune 1 gr. Its specific gravity is 1,0010, and it was found to contain 45 cubic inches of fixed air.

Pyrmont water afforded of ferrum aeratum
 $3\frac{1}{4}$ gr. ;

$3\frac{1}{4}$ gr.; calx aerata 20 gr.; calx vitriolata $38\frac{1}{2}$ gr.; magnesia aerata 45 gr.; magnesia vitriolata 25 gr.; sal commune 7 gr. Its specific gravity was to that of distilled water, as 1,0024, and it yielded 90 cubic inches of fixed air.

After giving a comparative table of the contents of these waters, and offering some conjectures on the manner in which nature produces them, he proceeds to describe a method of preparing them by art. For this purpose the purest water is necessary. Our author prefers that which is procured by distillation from snow water taken from places remote from habitations, and after the snow has continued to fall two or three days. If no snow can be procured, pure spring water distilled will answer the purpose, and in order to deprive it of its empyreumatic smell after distillation, it must be exposed in vessels open to the air, but covered in such a manner that no dust can fall into them.

To impregnate it with the aerial acid, he recommends the method invented by the late M. Venel of Montpellier as the most simple. Dr. Nooth's machine appears to us very convenient for this purpose. When the water has absorbed a sufficient quantity of fixed air, he adds in the above-mentioned proportion, calx
vitriolata

vitriolata (gypsum) prepared by dissolving transparent calcareous spar in marine acid, and precipitating it afterwards by means of the vitriolic. This substance is perfectly and very readily dissolved by the acidulated water. In order to impregnate it with iron, 20 grains of iron filings are to be put into a clean linen bag, and suspended in the water, which will dissolve as much of them as is requisite.

Our author thinks with good reason, that in preparing artificial mineral waters, gypsum and calx had better be omitted, as without these ingredients it is perhaps of greater efficacy, and certainly is more agreeable to the taste than the natural mineral waters.

For the information of such of our readers as may wish to prepare these mineral waters, we shall add our author's prescriptions for each of them, viz.

For *Seidſchütz* or *bitter water*, take of distilled water, impregnated with aerial acid, ℥ij (of ℥xij each); pure Epsom salt, ℥v. gr. xx.

For *Seltzer water*, take of common salt gr. xli, and well-dried mineral alkali (purified soda) gr. iij $\frac{1}{4}$.

For *Spa water*, take of the same mineral alkali gr. $1\frac{1}{3}$, and of common salt gr. $\frac{2}{3}$.

For

For *Pyrmont water*, take of Epfom falt gr. $x\frac{1}{5}$, and of common falt gr. $2\frac{3}{5}$. To the two laft, viz. the Spa and Pyrmont waters, xvi or xx grains of pure iron filings, free from ruft, are to be added in the manner juft now defcribed. Our author obferves, that the beft feafon for preparing thefe artificial mineral waters is the winter, the water being then capable of abforbing the greateft quantity of fixed air. In twenty-four hours the folution is ufually complete, and the water prepared, unlefs magnesia is added, for in that cafe the procefs will require feveral days. He confiders, however, the addition of this latter ingredient as perfectly unnecelfary. The water when prepared is to be preferved in glafs or ftone bottles, well corked, and placed with the corks downwards in a cellar for ufe.

In his feventh differtation our author defcribes the means of preparing artificial hot mineral waters. He begins with the *Thermæ Aeratæ*, or fuch as are impregnated with the aerial acid. He examined the Caroline waters, which are of this kind, and found that a cantharus contained of calx aerata, gr. 35; Glauber's falt, gr. 240; muriatic falt, gr. 32; mineral alkali, gr. 68; and fome iron. He next enquires into the nature of the *Thermæ Hepatifatæ*, or warm mineral waters

waters that contain hepatic air. By *hepatic air* our author means that which is emitted when *hepar sulphuris* is decomposed by any stronger acid. This hepatic air consists of sulphur combined with a great quantity of phlogiston, which on being exposed to the open air, flies off and a sulphureous crust is precipitated. The Aix la Chapelle waters are the most famous mineral waters of this kind. The author having examined a quantity of these waters, taken up from the Emperor's bath, found that a Swedish cantharus contained of calx aerata gr. 27; muriatic salt gr. 29; and mineral alkali gr. 70.

In a heat of 50° a cantharus of distilled water absorbs about 60 cubic inches of hepatic air, which, when decomposed by means of the nitrous acid, precipitates 8 grains of brimstone.

From these accounts the methods of imitating these waters are sufficiently obvious, it consists merely in saturating pure water with aerial acid or hepatic air. The method of obtaining hepatic air is as follows: put *hepar sulphuris* (prepared from equal parts of pot-ashes and brimstone, melted together in a crucible) powdered, or a mixture of three parts of iron filings, and two parts of sulphur melted together, into the glass apparatus used for procuring the aerial acid.

If

If we wish to impregnate the water with the aerial acid at the same time, we are directed to add $\frac{1}{8}$ or $\frac{1}{4}$ part of calcareous earth, after which we are to add the other ingredients. The water thus impregnated may be heated by putting it into a close vessel placed in one that contains boiling water.

As an appendix to this dissertation the author gives an account of cold sulphureous waters, and the means of imitating them. He confines himself chiefly to the *aqua Medviensis*, a Swedish water in great repute. A cantharus of this water contains of iron (saturated partly with aerial acid and partly with hepatic air) gr. $4 \frac{1}{2}$; of calx salita gr. $\frac{1}{2}$; of aerial acid 30, and hepatic air 40 cubic inches.

In his eighth dissertation, our author treats of the acid of sugar. In order to obtain a pure acid of this kind, we are directed to put an ounce of the whitest sugar and three ounces of strong nitrous acid into a tubulated retort. When the sugar is completely dissolved, a receiver is to be luted to the retort, and the latter placed in a heat sufficient for the mixture to boil gently. As soon as it has acquired a brown colour, 3 ounces more of the nitrous acid are to be added, and the boiling continued till the acidum fumans, and the

colour just now mentioned entirely disappear. The mixture is then to be poured into a large vessel, and suffered to cool. In cooling it forms small prismatic quadrilateral crystals. To the remaining lixivium we are to add two ounces more of nitrous acid. The mixture is then to be boiled, and set by to cool and crystallize as before. All these small crystals being collected, are to be purified by repeated dilutions and crystallisations; after which we obtain a salt, which our author calls the acid of sugar, because it is more easily procured from sugar than from any other substance. It may be obtained, however, though in less quantity, from honey or any other saccharine substance, and even from the urinary calculus. Three ounces of sugar, and thirty ounces of the nitrous acid, yield only an ounce of this salt, which of course is extremely dear. We are told, that in preparing it, if the boiling is continued a moment longer than is necessary, a much less quantity of this salt will be obtained.

After examining the properties which this acid possesses in common with other acids, our author relates the qualities it shews when combined with the simple earths, metals, and semi-metals. He has constantly found it to be the fittest substance hitherto

hitherto known for detecting the existence of calcareous earth in water.

The next dissertation, *de Confectione Aluminis*, contains a variety of observations that must be particularly interesting to those who are engaged in alum manufactories.

In the tenth dissertation, *de Tartaro Antimoniato*, our author describes an improved method of preparing an emetic tartar, which uniformly produces the same effect. As his observations on this subject are of great importance to the practice of physic, we propose to give an account of this new preparation in some future number of our Journal.

The eleventh and last dissertation treats of magnesia. After a concise history of this substance, in which he particularly notices the discoveries of Dr. Black and M. Margraf on this subject, he proceeds to describe the best method of preparing it, and this we are told, consists in precipitating it by means of fixed alkali from a solution of Epsom salt in water. He gives the name of *Pure Magnesia* to that which is not only freed from every heterogeneous matter, but which, after being calcined in a white heat, ceases to effervesce with acids. He informs us that by such an operation, if properly performed, the magnesia is deprived

of 55 parts of its weight. The parts that evaporate are nothing more than aerial acid and water, but if the calcination is too long continued, the loss becomes greater, some of the more fixed particles flying off.

Combined with calcareous earth, pure clay, and siliceous earth, and exposed to a very strong heat, magnesia melts, and with the addition of four times its weight of green glass, produces a mass similar to porcelain, that strikes fire with steel.

Our author relates his experiments with magnesia combined with the several known acids. He finds that it dissolves sulphur. He treats very fully of its degrees of chemical affinity with different bodies, and after pointing out the circumstances in which it differs from calcareous earth, and mentioning the different substances with which it is occasionally combined in a mineral form, concludes his remarks with a short account of its medicinal uses.

A second volume of this very ingenious work has lately been published in Sweden. It contains fourteen dissertations, of which we hope soon to be enabled to give an account.

II. Clinical

II. *Clinical Experiments, &c.* By Francis Home,
M. D. [*Continued from Page 20.*]

IN his twelfth section our author presents us with his experiments on some antiparalytic remedies. In six cases of palsy he tried the *Arnica montana*, or leopard's bane, but without much success, so that he leaves it to future trials, before he can subscribe to the accounts that have been published of this remedy at Vienna: he can only say, that from the stimulus it produces in the *primæ viæ*, and on the affected muscles, it seems to give hopes that it may perhaps be of some service. The patients usually took from one to three drachms of the leaves infused in a pint of boiling water in the course of the day. In some it occasioned nausea and purging, but in two of the patients it produced no sensible effects. We may observe here, that the flowers, and not the leaves, of the *Arnica*, have been the most strongly recommended in paralytic cases; and it may be farther objected by those who read Dr. Home's experiments, that the medicine was not given in a sufficient quantity, or continued long enough, to allow it a fair trial.

In a palsy of the lower extremities he whipped the affected part with nettles: they produced
a burn-

a burning heat and severe pains, but no relief. In three other cases he tried the hot bath, but with no better success; and hence he infers, that as natural hot baths have been found to be powerful remedies in this disease, they probably operate from mephytic air and other impregnations which common water has not. We cannot subscribe to this opinion, as we have always thought that the stimulus of hot mineral baths, which renders them useful in palsy, is owing chiefly, if not solely, to their heat.

X In the thirteenth section we find an account of the effects of *ol. terebinthinæ* and honey in the *sciatica*, a remedy originally recommended by Dr. Cheyne in his medico-philosophical works. Two drachms of the oil are to be mixed with an ounce of honey, and the patient is to take a tea-spoonful of this linctus morning and evening, swallowing a draught of warm water after each dose. Seven cases are related by Dr. Home, five of which it cured, the other two were relieved by it. He informs us likewise that he has long used it with great success in private practice. Of the seven patients, whose cases are here mentioned, five were men, and only two women; and from this circumstance, the author (we fear too hastily) concludes that men are more

more subject to this disease than women; nor does he seem to have any better ground for asserting, in the next page (when pointing out the difference between the sciatica and rheumatism) that the rheumatism attacks women oftener than men in the proportion of 3 1-half to 1, merely because of 18 rheumatic patients whom he saw in the clinical ward, 14 happened to be females. Dr. Home considers the sciatic nerve as the seat of the sciatica. The sensible operation of the remedy, we are told, is various. It often produces a heat in the stomach, and diminishes the appetite. It heats the part, and raises a peculiar sensation of pain there. In two of the patients it proved diuretic, and in a third it brought on a strangury, by being given in too great a quantity. In one of the cases it performed a cure in four days, but in some it required fourteen. He finds it of use only in the pure sciatica.

In the fourteenth section Dr. Home relates the effects of a liniment in the lumbago. This application, which he formerly recommended in his *Medical Facts*, is directed to be prepared in the following manner:

R. Camphor. ℥j
 Dissol. in ol. terebinth. ℥ij

Sal.

Sal. c. c. gr. xv.

P. sem. Cymin. ℥ij

Dein adde ung. nervin. ℥ss

Sapon. nigr. com. ℥j

M. f. linim. extend. super alutam et applic.
lumbis.

Four cases are described in which this remedy proved of use. In one of these, blisters, and even the actual cautery, had been tried to no purpose; the above liniment relieved, though it did not cure this patient. After all, however, we cannot conceive why it can be preferable to any other stimulating application. A plaster of bur-gundy pitch would perhaps prove equally effi-cacious.

In the fifteenth section our author describes a case of ischuria renalis, that terminated in death. Neither Morgagni nor Valsalva ever met with an instance where the suppression of urine was owing to a disease of both the kidneys, without the bladder being affected. Dr. Home observes, that there was no swelling in the lower part of the abdomen; that the patient had no desire to pass urine; and that the inspection of the body shewed that none had been secreted. After this history follows one of ischuria vesicalis, attended with

with this uncommon circumstance, that the patient died from a distension of the bladder, although he continued through the whole course of the disease to pass his urine, even in more than a natural quantity. The disease upon dissection was found to have been occasioned by a preternatural thickening and enlargement of the bladder. Dr. Home relates another case of *Ischuria Vesicalis*, which seemed to be owing to a schirrous affection of the bladder. The patient remained in the clinical ward, after the Doctor's attendance there was finished, so that we are not informed of the fate of this patient. After this, our author mentions a case of *Ischuria Urethralis* that happened in consequence of a gonorrhœa.

The sixteenth section is allotted to diabetes, of which our author gives the following definition: "*Urina aucta et subdulcis; sitis perpetua; cutis arida et plerumque squamosa.*" Two cases are related, the symptoms of which were similar. One of the patients passed from 12 to 15 pints of urine in four-and-twenty hours, and his urine exceeded his drink usually about two pints; the other voided somewhat less in quantity, but more in proportion to his drink; when he drank 4, he passed 12 pints a day; when he

drank 3, he passed 10 pints, so that his urine always exceeded his drink by 8, or at least 7 pints. In each patient more urine was constantly voided from 12 at noon to 12 at night, than during the other 12 hours. The urine of both had a sweet taste, but afforded no oil on its surface, nor was it coagulable by fire or *ol. vitrioli*. The urine of one of the patients, evaporated to an extract by Dr. Black, afforded 1 1-half oz. from each pound of a brown saccharine matter, which had a weak saltish taste. That of the other patient, treated in the same way, yielded but one ounce for each pound, of a substance resembling coarse brown sugar, with a saccharine and urinous smell, and a weak and salt taste. Fermented by means of yeast, the urine of both produced what our author calls, "a tolerable small beer." This circumstance, he observes, proves the contents of the urine to be mostly of a vegetable nature, as no animal fluids are capable of the vinous fermentation. In both patients the appetite was much greater than in good health; their skins were dry, and that of one of them scaly. Neither of the two ever sweated. One of these patients, after having been ten weeks in the clinical ward, was dismissed in the same state he came in; the other died there. Dissec-
tion

tion did not seem to throw any new light on the nature of the disease. One of the kidneys was larger and softer than usual. No lacteals were observable about the neck of the bladder.

In the seventeenth section we meet with experiments upon some remedies used in dropsy. The first in the list is cremor tartari, a medicine recommended several years since by Menghini in the *Comment. Bonon.* Tom. 4. as a cure for dropsy when given from ℥iv to ℥vj a day. In sixteen instances of its good effects related in that work, twenty and sometimes forty days elapsed before it had any visible effect in increasing either stool or urine; but afterwards the belly became loose, and the urine thick, bilious, and sabulous. Dr. Home describes twenty cases in which this medicine was administered; of this number, we are told, thirteen were cured. After reviewing the cases, our author concludes that this remedy is most to be depended on in anasarca, next to that in ascites, and least of all in hydrothorax, though it seems that of 4 patients in the latter disease, two were cured by it. The general effects of this medicine were now and then, though rarely, to have excited vomiting: it usually purged twice or thrice a day with ease, but in some of the patients it seemed to have a contrary effect.

effect. It commonly increased the quantity of urine, though not near so much as the bac. junip. squills, &c. and in some, the discharge of urine was not sensibly or but little augmented. The urine, except in two cases, was not thick and fabulous, as in Menghini's patients, but paler and clearer than natural. During the use of it, the appetite mended, and the thirst, heat, and fever diminished. They were a little thinner at the end, but not so much so as Menghini describes. It was given from ℥ss. to ℥ij. a day, dissolved in about twenty times its quantity of water. The second remedy of which Dr. Home made a trial, was the *scilla exiccata*. He prescribed it in ten cases, in seven of which it succeeded, but he found it useful only when it excited vomiting. Three or four grains three times a day were generally found sufficient to produce this effect. In three other cases our author tried the effect of issues in anasarca, and found them useful.

In his eighteenth section, our author describes his experiments upon some remedies used in the amenorrhoea. In six cases he tried the compression of the crural artery, recommended by Dr. Hamilton in the *Phys. and Lit. Essays*, in order to produce a temporary plethora in the uterus. But this method was succeeded by an appearance

ance of the menses only in one of the six patients. In most of the patients the tourniquet was applied to both thighs for an hour, and in one case was continued till the thighs were discoloured. It generally quickened the pulse, and produced head-ach, vertigo, dyspnoea, and pains in the stomach and abdomen. In three other patients V. S. was tried and seemed to be useful. Dr. Home gave pulv. fabin. in five cases, and with good success in three of the five. This remedy, which has long been considered as a powerful emmenagogue, he has found a useful and safe medicine. Half a drachm is the dose in which he has commonly given it. Our author was induced to give the rubia tinctorum in amenorrhoea upon the authority of Tournefort, who says, that "it strongly provokes the courses." Nineteen cases are related, in which from ℥ss to ℥j. of it in powder were given four times a day. Fourteen of these patients we are told were cured, although the medicine produced hardly any sensible effect, never having quickened the pulse or increased the inflammatory symptoms. Our author's encomiums on this medicine induced us to give it a trial, but we experienced no good effect from it, and in one patient it constantly produced vomiting.

The

The nineteenth section relates to the herpes, or *Lepra Græcorum*, a disease that frequently occurs, especially amongst the lower sort of people. In these cases the skin is attacked with crusty or scaly scabs, sometimes dry, sometimes ulcered, and generally disposed in clusters. With some patients labouring under complaints of this kind, Dr. Home tried the tincture of cantharides, combined with muc. gum. arabic. but without having been able to perform a complete cure with it, although the symptoms were alleviated by it. He was not more fortunate with the inner bark of the elm given in the manner recommended by Dr. Lysons. Our author tried it in four cases; one of the patients was dismissed, cured, after taking it, but as it produced no visible effects, he doubts its efficacy. The author tried viper broth, and an electuary prepared from the boiled flesh of vipers, in three other cases, but his experiments with this remedy are far from being satisfactory. To four of his patients he gave a decoction of sarsaparilla, but without any apparent good effect. He was more fortunate with Plummer's pill, having cured with it seven out of nine patients. He observed that it rarely produced nausea; that it loosened the belly, in nearly half of the patients, and that it was attended with

with a moisture each night in a great number; a gentle spitting was excited in two, and a salivation in a third. Our author also tried the acidum vitriolicum, which has of late been so much extolled in Germany as a remedy for cutaneous affections: he gave it to two patients but without success. We ourselves have prescribed this medicine in the largest doses, and for a long continuance, to several patients, but never experienced any good effects from it.

In his twentieth section our author relates his experiments on the vermifuge effects of the *Spigelia Marylandica* or Indian pink, which is the root of a plant that grows in the low grounds of South Carolina: it was discovered about the year 1740 to the Europeans by the Indians, as a vermifuge medicine. From eight trials with this remedy, Dr. Home concludes that it is an effectual and valuable medicine, as it always carried off the symptoms occasioned by worms. He observes that it takes six, sometimes eighteen days to remove those symptoms; that children of eight years may take 10 grains twice a day, and adults ℥ss four times a day, with safety. In speaking of the symptoms of worms, our author remarks that a swelling of the nostril and upper lip is a more constant one than any of the rest; that it accompanies the disease when there is no suspicion of scrophula,

scrophula, and retires with the worm symptoms when they arise in such a habit; and that, where this symptom, which is often not to be observed, appears in the scrophula, it probably arises from worms. This observation seems to us to stand greatly in need of confirmation by the experiments of others.

The twenty-first section relates to Mezereon, the root of which he found efficacious in seven trials. We are told that it reduced schirrous swellings which had appeared incurable, and that it cured many of them after a course of mercury had failed. Two drachms to a bottle, which was drank in the course of a day, proved a sufficient dose; when another $\mathfrak{z} \mathfrak{ss}$ was added, it produced too great sickness.

In the twenty-second section our author describes the effects of the *Verbascum* in Diarrhœa. The white or cow's lungwort was the species he preferred; its taste is somewhat rough, though it is not astringent: it has been much used, it seems, in Italy, as a pectoral. In four cases of diarrhœa it appeared to possess considerable efficacy; it was given in decoction; $\mathfrak{z} \mathfrak{j}$ of the leaves were generally boiled in $\mathfrak{ss} \mathfrak{ij}$ of water, and the patient drank $\mathfrak{z} \mathfrak{iv}$ every third hour. Our author however thinks that proportion too little, and would rather recommend two ounces. As it diminishes

minishes or stops diarrhœas of an old standing, and often eases the pains of the intestines; he thinks it acts by its emollient qualities, obviating irritability, and perhaps by its being gently astringent. Linnæus says, that when mixed into a paste with flour and thrown into water, it stupefies fishes so that they may be taken with the hand; it would seem therefore to possess an anodyne property.

In the twenty-third section we meet with experiments upon the antihemorrhagic effects of the *cucurbitulæ sine ferro*, or dry cupping, an application much used by the ancients, and particularly recommended by Hippocrates in the menorrhagia, who orders the application to be made to the breasts: this was accordingly done by our author in three cases, and with success; the glasses were ordered to be applied generally twice a day, and to be continued for a quarter of an hour. He observes that they have a sudden and powerful effect in stopping hæmorrhages from the uterus: he likewise found them of use in a case of hæmatemesis.

In the last section our author treats of two Lithonriptsics, caustic lie and mephitic air. He tried the first of these in four cases, but without success, though from experiments made with the urine of some of the patients he found it impregnated

with the qualities of the caustic alkali, and possessing some power of dissolving stones. He is therefore unwilling to discard this remedy too hastily. He tried the mephitic air in one case, but without any good effect. The patient drank two pints of mephitic water a day, and had 4 ounces of it injected into his bladder every morning and evening. He continued in this course for 26 days without any alleviation of his symptoms, and was afterwards cut, and had a large stone taken from him.

III. *Traité des Nerfs et de leurs Maladies. Par M. Tissot, M.D. &c. (Continued from Page 51.)*

THE third part of M. Tissot's work relates to the pathology and treatment of disorders of the nerves. In the first section he presents us with the opinions of different writers on this subject, and observes, that till M. Pommès's book made its appearance, nervous diseases were almost universally considered as the effects of relaxation. This writer, whose work has been translated into English by Dr. Berkenhout, ascribes them to a very opposite cause, to what he

he calls a *racornissement* of the nerves, and upon this principle it is that he proposes to treat them with warm bathing and other means of relaxation. Notwithstanding the eulogium bestowed on this new theory by M. Tissot, we own we have always considered it as the fruit of a lively imagination, rather than of sound reasoning; and indeed our author acknowledges that affections of the nerves often originate from very different causes.

In the second section M. Tissot treats of the diseases peculiar to the nerves, and these, he thinks, may in a great measure depend on changes that take place in the nervous fluid. It may be too viscid or too rare, possessing too great or too little acrimony. He apologizes for speaking in this manner of the properties of this fluid, by shewing that although it escapes our senses, it must certainly have a certain degree of consistence, liable to vary, and of course to produce disease; and although it affords nothing that can stimulate our palate, or our nostrils, yet it must possess a certain stimulating power perceptible by the muscles, and this power may be in too great or in too weak a degree. A number of facts he observes prove to us, that it is sometimes much stronger than at others, and of

course he thinks it evident that the nerves near their origin are susceptible of a variety of diseases; and that the diseases of the brain must in a certain degree be those of the nerves themselves, since the whole medulla oblongata, and probably the whole of the medullary substance, are nerves.

To these causes which may disturb the functions of the nerves, and which are seated in the nerves themselves, our author has thought proper to add other proximate causes, before he proceeds to examine each separately: these are, 1. An affection of the sensorium. 2. A disease of the coverings of the nerves. 3. Affections of the parts surrounding the nerves, by which their action is disturbed. 4. Morbid irritability.

Speaking of the remote causes of nervous diseases, our author observes, that it is in countries where the air is the most humid, the vegetables the most watery, and where the greatest use is made of fat and oily aliment and hot liquors, that these complaints are the most frequent.

“ If we attend, says he, to the seasons, we
 “ shall find that it is during the great heats that
 “ relax, or in the rainy seasons that moisten, or
 “ above all, during the hot southerly winds
 “ which

“ which relax and moisten at one and the
 “ same time, that these evils abound the most,
 “ Consult those who have experienced the ef-
 “ fects of the *Sirocco*, and they will assure you
 “ that their feelings were exactly similar to those
 “ attending the most cruel nervous hypochon-
 “ driasis; but that the moment a drying north-
 “ erly wind set in, their complaints ceased. I
 “ had for several years under my care an ex-
 “ tremely vapourish woman, who in a heavy,
 “ damp air, that was never refreshed by a
 “ northerly wind, was unable to move an hun-
 “ dred yards without having an hysterical fit, but
 “ who in a keen, dry air could walk a league
 “ without any inconvenience; when the north
 “ wind blowed, she used to stop that she might
 “ breathe it better, for she was sensible that it
 “ gave her strength, and rendered her cheerful
 “ and happy. If we compare the case of this
 “ patient with that of another woman, who was
 “ never so well as when surrounded by a relax-
 “ ing vapour, I presume that these two facts
 “ are sufficient to prove, that the same nervous
 “ symptoms may depend on causes that are
 “ diametrically opposite,

“ A robust, healthy man, of a dry fibre, in-
 “ ured to hard labour, and the use of strong
 “ liquors,

“ liquors, is a stranger to disorders of the
 “ nerves; no cause, either moral or physical,
 “ can excite in him the symptoms that charac-
 “ terize them; but suppose such one to have
 “ an inflammatory fever, we bleed him, recom-
 “ mend warm bathing, confine him to a regi-
 “ men of almond milk, barley water, chicken
 “ broth, and light farinaceous food; prescribe
 “ clysters, fomentations, &c. and at the end of
 “ a few weeks his blood is impoverished, his
 “ nerves are relaxed, so that this stout, robust
 “ man resembles an hysterical woman; any
 “ particular smell, any thing that alarms or
 “ surprizes him, the least error in diet, either
 “ of these excites in him all the symptoms
 “ of hysterics, such as tremor, palpitation, fear,
 “ flatus, watery urine, &c. The fact is, you
 “ have relaxed him, and you have rendered him
 “ hypochondriacal.” Our author adds, that
 violent passions, or great losses of blood, have
 in a short time produced similar effects. After
 all, however, he is of opinion, that although
 there are cases in which there is an increase of
 density and dryness in the nervous fibres, by
 means of which their functions are disordered,
 yet that this state is much less frequent than
 that of atrophy, and tends rather to produce me-
 lancholia and mania than hysteria.

In

In treating of the diseases of the coats of the nerves, M. Tissot, with his usual industry, has collected from authors a great variety of instances of disease occasioned by collections within their cellular substance, or by tumors compressing particular nerves, &c.

He next proceeds to treat of the predisposing and occasional causes of nervous diseases, and begins with those which proceed from any constitutional defect. A predisposition from this source he is convinced may be hereditary, and he considers this melancholy transmission of disease from one generation to another, as one of those truths of which no one doubts, but those who are determined to doubt. He quotes several instances from authors in proof of what he advances on this subject, and among others, speaks of a family in which Lancisi had occasion to observe a dilatation of the right auricle and ventricle in four generations, and which produced the same symptoms in the great grandfather, grandfather, father, and son.

On the subject of air, our author observes that such climates as are dry, and rather warm than cold, are in general the most favourable to the nerves. Moisture, especially when combined with
heat,

heat, seems to become one of the most active predisposing causes. Huxham found that in wet seasons nervous diseases were the most frequent; Viridet observed, that during the excessive hot summer of 1706, they were unusually prevalent. Zimmerman has often had occasion to observe, that during the great heats hysterical patients are affected, seemingly from no other cause, with syncope, diarrhœa, and convulsions, which disappear when the air becomes cooler. Dodart in the *Mem. de l'Acad. des Sciences* speaks of a young man who constantly lost his understanding during the hot months.

Cold, our author observes, is likewise often a powerful occasional cause. Hippocrates long ago remarked, that cold air applied to the bare nerves, sometimes excited convulsions; Galen has seen it occasion apoplexy and tetanos; similar effects have been observed from it in the northern parts of Europe; and even on the Malabar Coast, a wind sometimes blows, the coldness of which is so excessive as to produce violent convulsions. Zimmerman had the care of an hysterical patient, who, merely by exposure to cold, fell into convulsions; and M. Tissot himself has often had occasion to observe persons of
irritable

irritable habits affected by a spasm of the whole surface of the body from coldness of the feet.

Speaking of errors in diet as predisposing to nervous diseases, our author observes, that some kinds of food easily affect irritable and sometimes even the strongest nerves. He has seen several hysterical women instantly affected by the smell of parsley, and in the *Journ. de Med.* a case is related in which this plant occasioned convulsions. Similar effects have been produced by strawberries, craw-fish, and even crabs eyes. When dyspepsia has taken place to a certain degree, aliment of any kind, taken in too great a quantity, will be liable to incommode the patient. In general, such as is flatulent or acid is the most dangerous. Of the farinaceous vegetables, potatoes, though not the most savoury, are spoken of as the mildest, and the easiest of digestion. Maize or Turkey wheat likewise affords a mild farinaceous aliment. In some cases, milk is the only food that agrees with the patient.

Our author points out the bad effects of wine and spirituous liquors, as exciting and increasing nervous diseases. He speaks of Malaga, Frontinac, and Cyprus, as the most innocent wines of any. He

very judiciously condemns the abuse of tea, and tepid liquors. Coffee has lately been spoken of as an antispasmodic, and recommended in asthma, but our author speaks of a case of spasmodic asthma, in which it constantly produced bad effects, and in several instances of morbid irritability he has generally found that it aggravated the patients sufferings. After offering his remarks on diet, M. Tissot proceeds to treat of sleep and watching, exercise, and rest.

He considers sleep as a temporary palsy, during which the voluntary action of all the muscles ceases &c. As a proof of the great diminution of this action during sleep, he observes that a man who falls asleep in the open air when the thermometer is 8 or 9 degrees below 0, commonly dies; whereas a person in motion is capable of supporting a cold thirty degrees and upwards greater than this. He quotes a case from Boerhaave, of a Physician who by indulging too much in sleep, at length became quite an idiot. To the weakness induced by sleep, our author ascribes the spasmodic complaints that so often occur to nervous patients when asleep. He knows a person of a very irritable fibre, who frequently, and more particularly at the approach of rainy weather, experiences violent convulsive sensations

tenfations in his ftomach and breast, and fometimes in every part of his body, juft as he is going to fleep; and M. Martin of Laufanne in the *Mem. de l'Acad. des Sciences* for 1732, fpeaks of a patient who was troubled with convulfions whenever he continued in bed after his firft fleep.

Exercise may in general be confidered as tending to prevent and to cure rather than to occafion nervous difeafes; fometimes however, when carried to excefs, it lays the foundation of debility and fpafm. Inftances of fuch an effect may be met with in practical writers, and our author once had occafion to fee a robuft young man who was attacked, from this caufe, with fevere pain in every part of his body, and violent cramps in his hands and legs: too much watching feems to produce nearly the fame effects as too much bodily exercise, by exhausting the powers of the brain, and thus preventing that fupply of animal fpirits which is fo effential to life and health. Our author himfelf, at the age of nineteen, by fix weeks almoft continually watching, deprived himfelf of that quiet, healthy fleep which he before constantly experienced, but which has never perfectly returned fince.

M. Tiffot treats very fully of excretions and retentions. Of all evacuations that of the feminal
 O 2 fluid

fluid is the most baneful ; but he passes slightly over the effects of immoderate venery, having described them fully in his work *de Onania*. He observes, that evils may likewise arise from too long abstinence from venery, but that they occur more frequently to women than to men. He quotes a passage from Stegman's *Histor. Epid. Mansfeld.* ann. 1698, to prove that the furor uterinus is sometimes epidemic : Stegman's words are, "in June, July, and August, mania, melancholia, & furor uterinus were epidemic in this place ; I myself saw eighteen instances of the latter." The good effects of marriage, added M. Tissot, in some women subject to nervous complaints, prove the existence of this cause. Schmid (*Medicina Septentrion.* tom. 2.) had the care of an hysterical woman, who after having been bled 176 times, and taken a variety of remedies without success, was at length cured by marriage ; the same author, however, afterwards adds another case of hysteria in which this remedy was of no effect ; and M. Tissot is convinced that its good effects have been too much exaggerated, and that it has often been productive of mischief.

[*To be continued.*]

IV. *An Examination of Dr. Crawford's Theory of Heat and Combustion.* By William Morgan. 8vo. London. 72 Pages.

DR. Crawford, in this writer, meets with an able opponent. Mr. Morgan has examined his celebrated theory with freedom, and some of his objections appear to merit the Doctor's most serious attention.

He divides his performance into four sections. In the first he gives a general account of Dr. Crawford's theory. With this we suppose our readers to be already acquainted; and therefore shall only observe, that Mr. Morgan has ascribed to the Doctor discoveries, which, though they would do him honour, do not in reality belong to him. The theory of *absolute and sensible heat* he has professedly taken from Dr. Black and Dr. Irvine; that of "the power of phlogiston to diminish the quantity of fire or *absolute heat* in bodies," is all that he has pretended to.

In the second section Mr. Morgan examines the experiments on which Dr. Crawford has founded his theory. Previous, however, to this he attacks Dr. Irvine's proposition concerning the capacities of bodies for containing heat. He seems rather inclined to draw a conclusion the very reverse
of

of Dr. Irvine's, viz. "that the capacity of a body is greater in proportion as it is more readily heated." His objection, however, is drawn from an analogy with saline solutions, which we do not apprehend to be just.

The arguments he has urged against the Doctor's experiments are of greater weight; Mr. Morgan has repeated many of them more than once, and finds the results to be different, not only from those of Dr. Crawford's, but from one another. Hence he infers the great difficulty of presenting these nice enquiries with sufficient accuracy; and shews how precarious any theory must be of which they are the foundation.

We acknowledge the justness of Mr. Morgan's remarks, though we cannot consider them as absolutely decisive on this point. Because a subject is difficult, it does not prove that it ought not to be enquired into; it can only be inferred, that greater attention and accuracy are necessary in the experimenter. Subjects as delicate as that in question have been prosecuted by philosophers, and the conclusions drawn from the experiments are nevertheless universally acknowledged. Absolute precision in these cases cannot be obtained, and we must content ourselves with a close approximation. The experiments should
be

be carefully repeated, not once or twice only, but a great number of times, and the conclusions taken from the mean of the several results.

In these cases too there are usually a variety of minute circumstances that are apt not to be sufficiently attended to, but which may yet make a very considerable difference in the events. Mr. Morgan, for example, has noticed the heat of the room at the beginning of his experiments, but does not seem to have paid any regard to the change it underwent while he was prosecuting them; yet this might probably have been one cause of the variations which he observed in the results of his trials. Similar objections seem also to lie against those of Dr. Crawford, as our author has justly observed.

Mr. Morgan objects with reason to the Doctor's method of ascertaining the heat of the mixture at the bottom of the vessel: "If (says he) we examine these instances where the heated metallic calces are mixed with cold water, we shall instantly find the mixture hotter at the bottom than at the top of the vessel. By plunging the thermometer into the midst of the calx (*at the bottom*) it does not denote the heat which has been communicated to the water, but that which the calx still retains."

He

He objects likewise, with reason, to his "taking
 " the arithmetical mean between the heat at the
 " surface and at the bottom of the vessel; that
 " not being always the truth." We do not,
 however, imagine that these objections are sufficient to invalidate Dr. Irvine's rule.

In the third section the author examines Dr. Crawford's propositions; he objects to the experiments on which they are founded, and affirms that on the most careful trials he found no difference in the absolute heats of the various kinds of air. This indeed is the most *tender* part of the Doctor's system, and we acknowledge the *extreme difficulty*, perhaps *impossibility*, of determining with any degree of accuracy, the different capacities of these very rare substances. We are told, however, that Dr. Crawford and his friends object to Mr. Morgan's thermometers, as not being sufficiently sensible. We learn also that the ingenious Abbé Fontana has repeated the experiments on phlogisticated and dephlogisticated air, and is satisfied of the truth of Dr. Crawford's conclusions. We are likewise informed that Dr. Crawford has repeated these experiments before several gentlemen who had doubted their accuracy, and that they became converts to his doctrine.

Mr.

Mr. Morgan next proceeds to examine the Doctor's proposition; "That the capacities of bodies are diminished by the addition of phlogiston, and increased by its separation:" and here we cannot but observe, that he seems to have mistaken the author's meaning. The Doctor no where asserts that a phlogificated body necessarily contains less absolute heat than one void of the former principle; he even gives an instance to the contrary in the case of *blood* and *water*. His assertion is simply as in the proposition above quoted. He has supported that proposition by a number of experiments; and it adds something to its confirmation, that Mr. Elliot, with great sagacity, discerned the same thing *à priori* from the common analogy of Nature. It is further demonstrated by a variety of experiments made by the ingenious Mr. Kirwan, which may be seen in Mr. Magellan's excellent treatise on fire. Though therefore spirit of wine, and some other phlogificated substances, contain more absolute heat than water, we apprehend it does not affect the truth of the proposition in question. Other substances, besides phlogiston, may have a power of affecting the absolute heat of bodies, either by lessening or enlarging it. It is sufficient in the present

case if these substances have their capacities severally altered, by varying the quantities of their phlogiston; the contrary of which by no means appears from Mr. Morgan's experiments.

In the last section, the author examines Dr. Crawford's application of his theory to phænomena. It follows from that theory, that air combined with phlogiston, ought to grow hotter than dephlogisticated air, when both are placed in the same temperature. But Mr. Morgan could find no difference between them in this respect; whether his thermometer was sufficiently accurate we cannot determine, but we remember an experiment of Mr. Cavallo's, which seems to make against our author's conclusion: he found that the heat of a candle decreased otherwise than in the duplicate ratio of the distance: it was much greater near the flame than in that proportion. He was at a loss to account for this phænomenon; but it would seem to have proceeded from the greater quantity of phlogisticated air immediately surrounding the flame; which, therefore, by Dr. Crawford's theory, was susceptible of greater sensible heat.

Several of our author's subsequent remarks appear to be judicious and well founded; but as we have already extended this article to a great length,

length, we must refer the reader, who is curious in these matters, to the performance itself. It must be acknowledged, that Dr. Crawford's theory is rendered doubtful by our author's ingenious strictures; and that till these objections are removed, it can scarce be considered in any other light than that of an ingenious hypothesis. As this controversy involves a question of great importance in philosophy, we hope it will have the effect of stimulating the ingenious to clear up the truth by further experiments. The world will be indebted for that service to Mr. Morgan; and we learn with pleasure, that Dr. Crawford has already made some progress in this way.

V. *Remarks on the Ophthalmy, Psophthalmy, and Purulent Eye. With Methods of Cure considerably different from those commonly used; and cases annexed, in proof of their utility.* By James Ware, Surgeon, 8vo. London, 133 pages, 1780.

AFTER a brief description of the eye and its appendages, the author proceeds to treat of the ophthalmy or inflammation of that part of

the tunica conjunctiva which covers the globe of the eye: this disease occurs in very different degrees; sometimes it occupies only a part of the globe, but in common it extends over the whole. It may be superficial, affecting the conjunctiva only, or so deep as to reach the sclerotica and internal coats. In general the conjunctiva is not much thickened, but sometimes its membranous appearance is entirely destroyed. Whatever the degree of inflammation may be, it will, in general, be found that light is offensive to the eye, and to avoid the pain which it occasions, the injurious method of binding compresses or plaisters tight over the eye, has been but too often practised, with a view to keep out the light, as well as to prevent the motion of the eye. Our author, instead of such applications, which by confining the tears add to the irritation, and by their pressure increase the obstruction in the minute vessels on which they act, recommends a pasteboard hood or bonnet to be worn at a convenient distance from the eye. It must not be supposed however that the access of light is the only cause of pain; the sufferings of the patient are sometimes continual and excessive, acute pains darting through the eye to the back part of the head; these sensations, which always indicate much danger

danger of the loss of sight, may be considered as the effects of inflammation.

In enumerating the causes of ophthalmy, Mr. Ware observes that it is sometimes epidemical, affecting a whole neighbourhood at the same time, as was the case in 1778, at Newbury, and at several of the camps.—It may be brought on by blows or wounds, by extraneous bodies lodged in the eye, or it may be the consequence of other diseases, as the small-pox, measles, scrophula, or lues.

Speaking of the means of cure, he first takes notice of bleeding; he prefers topical to general bleeding, and recommends the application of leeches in preference to arteriotomy, on account of the inconveniencies that sometimes attend the latter. The number of leeches applied should seldom be less than three, and it will be proper to confine their application as near to each other as possible in the hollow of the temple; when placed on or very near the eye-lids they are liable to occasion them to swell, and to increase the irritation of the eye.

Our author speaks unfavourably of bleeding the eye itself, as it is apt to irritate. If the conjunctiva is scraped with a brush made of barley beards, after the manner of some, some of the
spiculæ

spiculæ may be left in the eye, and Mr. Ware suspects this to have happened to one of his own patients; dividing the blood vessels with a lancet or needle, he thinks will be requisite only when a speck on the cornea is supplied with one or more distinct blood vessels.—He has experienced good effects from blisters of the size of half a crown, applied on the temples, directly over the orifices made by the leeches; he likewise recommends an attention to regimen, and the use of gentle laxatives, but his chief dependence seems to be upon the topical application of opium. For this purpose he recommends the Tinctura Thebaica of the London Dispensatory. Two or three drops of this medicine are to be dropped into the eye once or twice a day. When first applied, it causes a sharp pain, and a copious flow of tears, which continues a few minutes and gradually abates, after which we are told that a great and remarkable degree of ease generally succeeds. The author informs us that the inflammation is often visibly abated by a single application of this tincture, and that many bad cases have been completely cured by it in a fortnight, after every other kind of remedy had been used for weeks and sometimes months without any success. This speedy good effect, however, is not to be expected

expected in all cases indiscriminately. In some the amendment is more slow and gradual, and a few instances have occurred, in which no relief at all was obtained from its first application. In cases of the latter kind, in which the complaint is generally recent, the eyes appear shining and glossy, and feel exquisite pain from the rays of light. However, notwithstanding these symptoms, the application is sometimes found to succeed; and whether it will or not, can only be determined by making the trial, which is attended with no other inconvenience than the momentary pain it occasions: and when it is found to produce no good effect, the use of it must be suspended, until evacuations and other means have diminished the excessive irritation; after which, it may again be applied, and bids equally fair for success, as in those instances in which it never disagreed,

As opium is the basis of the Thebaic tincture, it might naturally be expected that a simple solution of opium in water would produce the same good effects, but this we are told is far from being the case, such a solution having been several times applied by the author without success; mountain wine, another principal ingredient in the tincture, has likewise been tried, but without affording the
least

least relief ; he therefore concludes that neither of the ingredients in the tincture are able, in a separate state, to produce the benefit, which they uniformly do in combination with each other, and for this reason he has for a long time confined himself to the use of the tincture alone. He supposes it to act at first by its stimulus, and afterwards as a sedative, Nine cases are related in proof of the efficacy of this remedy.

After treating of the ophthalmy, our author makes mention of the *Trichiasis* or inversion of the edges of the eye-lids ; a disease that occasions the hairs growing out of the ciliary edges incessantly to rub against and irritate the eye. He makes a distinction between an inversion of the upper and lower lid ; the former being affected by the equal, though contrary, action of the *musculus orbicularis*, and *levator palpebræ superioris*, whereas the lower eye-lid has no muscle correspondent to the levator of the upper. When, therefore, the *trichiasis* affects the upper lid, it appears to be produced by a relaxation of the levator, and a contraction of the upper part of the *orbicularis* ; whereas a *trichiasis* of the lower lid can only arise from a relaxation of the skin, and a contraction of the lower part of the *orbicularis*. As these two cases differ in their causes, the methods employed in each must of course

course be different. In both the cure may be either palliative or radical. The former may be effected by extracting the lashes by the root; the latter by retracting the ciliary edges, and preserving them in their natural situation. In the trichiasis of the lower lid, the aim of the practitioner must be to increase the tenacity of the skin to such a degree as to prevent the contraction of the orbicularis; but in the trichiasis of the upper eye-lid, this would have no effect; and benefit can only be derived from adding a sufficient stimulus to the levator palpebræ superioris, to excite its proper action. Of the two species of trichiasis, that of the lower lid is the most frequent. A curious case of trichiasis of the upper lid is related, in which, after a variety of methods had failed, a cure was effected by the following operation: an incision was made through the integuments of the upper lid from the inner to the outer angle of the eye; the fibres of the orbicularis were then separated so as to denude those of the levator muscle as near to their termination in the edge of the lid as possible; which being done, a small cauterizing iron, adapted to the convexity of the globe of the eye, and made pretty warm, was passed two or three times over the tendino-carnous fibres. This

slight irritation produced a salutary contraction of the muscle, so that after the inflammation subsided the eye became useful.

In a recent and slight case of trichiasis of the lower eye-lid, our author has sometimes accomplished a cure by forming a fold in the skin below the inverted lid, and preserving it in that state by means of sticking-plaister, or of an instrument contrived to pinch up a small portion of the skin, and hang on the cheek. In more stubborn cases he finds it necessary to cut off a small transverse portion of skin below the edge of the lid, and afterwards to confine the edges of the wound together by means of a suture; in others of still greater difficulty, as for instance, where the ciliary edges are not only inverted, but likewise contracted or shortened, relief can only be given by enlarging their circumference, either by an incision at the outer angle, or by a complete division of the Tarsus in the middle. The latter operation, we are told, is not often requisite.

Speaking of the psorophthalmy, or inflammation and ulceration of the eye-lids, our author observes, that although often an effect of scrophula and other diseases, yet it is most frequently a local complaint, occasioned by an ulceration

ceration of the ducts of the ciliary glands, and of course to be cured only by a topical application. That which he has found the most effectual is the *unguentum citrinum* Ph. Edin. which, when well made, forms a hard salve of a full yellow colour. A little of this, melted into an oil by a gentle heat, is to be rubbed upon the eye at bed-time; after which a soft plaister of the *ceratum album* is to be bound closely over the eye-lids, to prevent their adhesion to each other in the night. In the morning the eye is to be cleansed with milk and fresh butter, well mixed together and warmed. Our author gives us ten cases in which this practice succeeded.

These cases are followed by an account of the purulent eyes of new-born children. By the term *purulent*, however, Mr. Ware means only an increased and morbid secretion of mucus. In every stage of the disease he thinks the chief indication is to constrict the relaxed vessels, and check their increased discharge. The medicine he has found to be the best calculated for this purpose is the *aqua camphorata* of Bates's Dispensatory, diluted according to the circumstances of the case. In general he mixes a drachm of this preparation with two ounces of cold water. This composition is to be thrown

Q 2

between

between the eye-lids by means of a syringe, in slight cases, once or twice a day ; in more inveterate ones, once or twice in an hour. During the swelling of the eye-lids he recommends, instead of cataplasms, a lotion made of the curds of milk turned with alum, and an equal part of hog's lard ; this is to be applied cold, and frequently repeated, but without intermitting the use of the injection. Four cases are related in which this mode of treatment was successfully adopted.

The work closes with a case of *Gutta Serena*, cured by only three electric applications, each of which was continued about a quarter of an hour. The mode of electrification was first by carrying a stream of the electric fire through the eye, and afterwards by drawing sparks from all the parts that surrounded it. This case differs from those related by Mr. Hey (in the *Lond. Med. Obs. Vol. V.*) in the following material circumstances ; the disorder came on more suddenly than in the cases described by that author, the blindness was more entire, the eye-lids more affected, and the cure more speedy.

SECTION

SECTION II.

ESSAYS AND OBSERVATIONS.

- I. *Case of a Patient who voided Hydatides with his Urine; with an Account of the Appearances on Dissection. Communicated by Thomas Blackburne, M. D. Physician at Durham. Read February 18, 1781.*

WG. aged 32, by trade an upholsterer, of a robust and healthy constitution, on the 18th of August 1774, had the misfortune to fall from a table in a room where he was at work, by which he was very much hurt, and particularly complained of severe pain in his left hypogastrium, but, as it soon abated, he applied for no relief at that time.

On the 27th of the same month he was seized in the night with a total suppression of urine, attended with great sickness and vomiting, and a violent pain in the region of the left kidney; he was bled, had a turpentine clyster, and an oily purging medicine which was repeated every hour, and though the greatest part of it was thrown up again, it procured him several loose stools in the course of the day.

On

On the 28th, all his symptoms remaining, the *femicupium* was ordered and repeated twice a day, along with clysters, opiates, oily diuretic medicines, &c. but without effect, till the 6th of September, when finding a sudden inclination, he called for a basin, and made near two quarts of coffee-coloured urine, mixed with a considerable number of hydatides, some whole and some burst, from the size of a pin's head to that of a nutmeg. He was immediately relieved from his pain, all the bad symptoms disappeared, and he was able in a few days to return to work at his business.

After this time, he used frequently to pass hydatides of the same size, and sometimes reddish fabulous matter, especially after taking exercise on horseback.

He remained in this state till the 6th of September 1778, when he was again seized with a total suppression of urine, acute pain in his left side, and vomiting, which continued for eight or ten hours, and was relieved by his passing an hydatid, which was burst, but from the appearance of the bag, must have been as large as a hen's egg when it was whole. He continued easy till the 10th, when he had a severe return of his former symptoms; suppression of urine (though without pain or apparent tension of the bladder)
distressing

distressing nausea and vomiting, pain in the left hypogastrium, pulse hard and full, heat not much greater than natural; he was bled, had an oily emulsion c. tinct. Theb. three turpentine clysters in the course of the day, and the decoct. nitros. c. sperm. ceti. On the 11th a purging oily mixture was given without effect, was repeated on the 12th, and produced several copious evacuations; and on the 13th, the chamomile fomentation was applied to the region of the kidney.

These means being unsuccessful in procuring an evacuation of urine, and the pain in the kidney being now so much abated as hardly to be perceived by the patient, an emulsion with 5 grains of camphor, and 15 drops of tinct. cantharidum, was ordered every 4 hours; continued on the 15th, and the dose of tinct. canthar. increased to 30 drops. He remained tolerably easy till the 19th, when the pain returned with violence, and he died the same evening.

Having procured leave to examine the body, we found, on opening the abdomen, a slight appearance of a mortification of the jejunum towards the right side, extending about 3 inches in length, and of the under surface of the omentum that was in contact with it. We could find no traces of a kidney or ureter on the right side.

The left kidney was increased uniformly in all its dimensions to 5 times the usual size; weighed about a pound and a quarter, and extended considerably under the ribs into the hypochondrium. The omentum adhered to it on the upper part, and where it adhered was upwards of 2 inches thick.

On separating the omentum from the kidney, we found a large mass of coagulated blood, which seemed to have proceeded from ruptured vessels in the substance of the kidney, which was very tender, and in a dissolved state throughout.

The pelvis of the kidney was greatly enlarged, and contained about half a pint of a thick mucous fluid, and a large triangular stone, one angle of which was closely pressed into the passage of the ureter, and entirely closed it up. A number of small hydatides was also found, some burst, some containing a thick fluid, and one a small stone about the size of a pea. The ureter was enlarged to the thickness of a man's little finger, and both that and the bladder were quite empty. The other abdominal viscera were in a perfectly sound state

II. *A Case*

II. *A Case of Venereal Consumption cured by Mercurial Frictions.* By S. Theophilus de Meza, M. D. (*From the Acta Havniensia, Vol. II.*)

ABOUT twenty years ago, C. B. a young gentleman, 25 years of age, contracted the lues venerea. He had ulcers in different parts of his body, particularly in his mouth, and exostosis of the os frontis; to these symptoms were added hectic fever, colliquative sweats, diarrhoea, a constant cough, an expectoration of pus, especially towards morning, and in a word, all the marks of a confirmed phthisis pulmonaris.

He had been under the care of a practitioner of great reputation and experience, but the remedies prescribed having failed of success, he thought proper to apply to me. He was at this time in a very emaciated state, but was anxious to undergo a course of mercury. I was fearful of giving it to him internally, lest by stimulating the bowels it should increase the diarrhoea, and thus hasten his death. I therefore began with rubbing a small quantity of mercurial ointment every night on his arms and legs alternately. In a very few days his mouth began to be affected, but as the salivation

VOL. I. N° II.

R

increased,

increased, the diarrhoea, and sweats were perceived to lessen, and his strength seemed rather to increase than diminish.

I continued the frictions till the patient spit about a pound of saliva in the space of about four-and-twenty hours, and at the end of eight weeks, I had the satisfaction to find him free from every symptom of lues and phthisis. He recovered his health perfectly, and is now the father of several healthy children.

III. A TABLE

III. A TABLE of the Greatest, Least, and Mean Heights of the Thermometer and Barometer, and of the Fall of Rain in London in 1779. (From the Philosophical Transactions, Vol. 70, Part 1.)

1779.	Thermometer without.			Thermometer within.			Barometer.			Rain.
	Greatest Height.	Least Height.	Mean Height.	Greatest Height.	Least Height.	Mean Height.	Greatest Height.	Least Height.	Mean Height.	Inches.
January	50,0	25,0	37,2	48,5	31,5	38,2	30,61	29,63	30,24	0, 216
February	60,5	37,0	47,9	53,5	44,0	48,8	30,53	29,84	30,26	0, 239
March	73,0	33,0	49,2	56,0	35,0	48,1	30,63	29,63	30,19	0, 523
April	78,0	38,0	53,8	64,0	47,0	54,8	30,59	29,43	29,26	1, 224
May	82,5	41,5	58,4	79,0	45,0	59,4	30,27	29,51	29,82	1, 708
June	75,0	52,5	61,7	69,0	51,5	64,0	30,22	29,48	29,92	2, 476
July	85,0	57,0	68,0	81,0	63,0	69,5	30,42	29,30	29,91	6, 401
August	84,5	55,0	67,4	79,0	62,0	69,4	30,29	29,64	29,05	1, 074
September	79,0	52,0	63,4	78,0	58,0	65,3	30,20	29,54	29,87	2, 232
October	64,5	36,0	54,2	88,0	43,5	56,8	30,42	29,54	29,96	3, 031
November	69,5	29,0	44,2	85,5	35,5	45,0	30,39	28,75	29,62	2, 778
December	58,0	20,0	42,2	58,5	28,0	42,2	30,33	28,85	29,50	4, 883
Whole Year			53,9			155,			29,43	26,785

SECTION III.

MEDICAL AND PHILOSOPHICAL NEWS.

THE Society of Natural Historians at Berlin have proposed the following question for a prize of twenty ducats: 1. "How long is the virus producing hydrophobia capable of remaining in an animal, and what is the length of time required for communicating it? 2. How long can this same virus remain in the body without manifesting itself? From the moment the disease is communicated, what are the most efficacious means of obviating its effects?" The dissertations on this subject are to be written in French or Latin, and sent to M. Otho, secretary to the Society at Berlin, on or before the 27th of December 1781.

Dr. Gilbert Blane, physician to the fleet in the West Indies, in a letter addressed to Dr. Hunter, and read at the Royal Society, has given a very accurate account of the late hurricane; and has likewise attempted a new theory of
of

of hurricane. Coldness and moisture in tropical climates are generally productive of the most pernicious effects; but this storm, it seems, was not more remarkable for its dreadful ravages while it lasted, than for the salubrity of its effects after it was over. The sick in general were benefited by it. Patients labouring under pulmonary complaints were those who were the most sensibly relieved by it. Several hectic fevers were greatly mitigated, and some few cured by it, at least for a time. Amongst other instances of its salutary operation, Dr. Blane speaks of a lady who had been confined to her room for ten days with a pleurisy, and who passed the night succeeding the hurricane in the open air, and on the wet ground, yet she soon recovered.

M. de Villers, an ingenious naturalist at Lyons, has lately distributed proposals for publishing by subscription a work, intitled, "Les Insectes de la France decrits et classés selon la methode de Linnæus." It will consist of 4 vols. in 4to. and contain 200 engravings by the best artists, from drawings by M. Gonicbon. About 2500 insects will be described in it. The price to sub-

subscribers will be 120 livres, 24 of which are to be paid at the time of subscribing. The work will be published in 12 numbers. The first is to appear in June 1781, and the whole impression is to be completed in two years.

The section of the symphysis pubis has lately been performed with success in Spain, by Signor Canivell, surgeon major to the Naval Hospital at Cadiz. The patient, a lady aged forty-two years, was taken in labour of her first child on the 6th of August last. The labour pains continued during twenty-four hours, but the head of the foetus being prevented from advancing by the narrowness and distortion of the pelvis, and the patient being much reduced, her accoucheur thought the operation adviseable. It was accordingly performed without wounding the integuments. The incision was begun above the clitoris, and the operator was careful to injure the meatus urinarius as little as possible. As soon as the separation was effected, a crepitus was heard, and in a few minutes the patient was delivered of a live child. The fever soon went off, and on the 38th day she got out of bed. The only inconvenience she feels at present, is a slight incontinence of urine.

The

The Academy of Sciences at Bourdeaux having offered a prize of 450 livres for the best paper on the incontinence of urine, to which many persons are subject when in bed, and on the means of curing it, M. Leger, a surgeon at Paris, has, without any view to the prize, communicated to the public a remedy, by means of which he has succeeded in three cases of this sort. It consists of six grains of cantharides in powder, mixed with two drachms of extract of borage, and divided into 24 doses, one of which is to be taken every night at bed-time. In one of the patients, a young lady, 24 years old, who had been subject to the above-mentioned complaint from her infancy, the medicine was repeated 72 nights, and the dose of cantharides increased a few grains. This patient was perfectly cured, and for two years has enjoyed the best health. The two other patients were sisters, the eldest fifteen and the youngest thirteen years old. The remedy produced in both the same good effect as in the case just now mentioned, and they have now been well a year. By way of precaution, they were all directed to drink linseed tea, but the medicine occasioned no strangury in either of them.

On the 9th of December 1780, the College of Physicians at Paris held their Anniversary Meeting in the schools of the Sorbonne. On this occasion were delivered the Eulogies of Doctors Joseph de Jussieu, Albert Hazon, and William Michel, three members of the college, who died in the course of the preceding year. M. Destandes read a dissertation condemning the use of opium in intermittents, previous to the paroxysm, a practice introduced about thirty years ago by M. Berryat, physician at Auxerre. M. Mallet gave an account of a new species of bark brought from Martinico, and which seems to be the same as that lately described in the *Phil. Transf.* by Dr. Wright. M. Majault communicated some observations on vinegar, proving it not to be an antidote to arsenic, as some have lately asserted.

A second volume of Experiments and Observations relating to various branches of Natural Philosophy, &c. by the celebrated Dr. Priestly, is in the press, and will speedily be published. We are likewise informed that the Abbé Fontana is printing a very interesting work on Poisons.

The

The Memoirs of the Academy of Sciences at Berlin, for 1779, lately published, contain some account of the late Dr. J. H. Pott; this celebrated Chemist was born at Halberstadt in 1692, and graduated at Halle in Saxony. His inaugural discourse was on the sulphur of metals. In 1718 he was admitted of the Academy, and about the same time was appointed Professor of the Theory of Chemistry in the College of Physic and Surgery at Berlin. He died on the 29th of March 1777, aged eighty-five years, leaving several daughters. His *Lithogeognosia* and other writings are well-known to the chemical reader.

D E A T H S.

Nov. 29, 1780, at Leyden, aged 76 years, Jerom David Gaubius, M. D. Honorary Professor of Chemistry and the Practice of Physic; First Physician to the Stadtholder, F. R. S. of London, and of many other similar institutions in different parts of Europe. He was a native of Heidelberg in Germany, and was the favourite pupil of Boerhaave, who resigned the chemical chair in his favour in 1735, as he himself did in 1775 in favour of his nephew Dr. Hahn. His works are few in number, but his *Institutiones*

Pathologiæ Medicinales alone are a sufficient proof of his great abilities as a medical writer.

Dec.—At Vienna, aged 27 years, Maximilian Fellner, M. D. Professor of Physiology in the University at that place.

6.—At Versailles, aged 78, Joseph Lieutaud, M. D. Counsellor of State, and First Physician to the King of France, Member of the Royal Academy of Sciences at Paris, of the Royal Society of London, &c. He was a native of Aix in Provence, and in 1774 succeeded M. Senac as archiater. He acquired considerable reputation as a practical writer by his *Synopsis Universæ Praxeos Medicæ*, 2 vols. 8vo.; and as an anatomist, by his *Essais Anatomiques* (a late edition of which is much improved by M. Portal) and his *Historia Anatomico-Medica sistens numerosissima cadaverum humanorum extispicia*. 2 vols. 4to.

Feb.—1781.—At Chesterfield in Derbyshire, Mr. John Willot, surgeon and apothecary.

15.—At Darlington, in the county of Durham, John Trotter, M. D. author of an inaugural discourse, "*de Morbo Venereo*," printed at Leyden in 1757.

SECTION

SECTION IV.

MONTHLY CATALOGUE.

1. **M**ODERN improvements in the Practice of Surgery, by Henry Manning, M. D. 8vo. 423 pages, London, 1780.

There is no such person as Henry Manning, M. D.—In our last monthly catalogue we announced another work under the same name, entitled, *Modern Improvements in the Practice of Physic*. The two volumes may be considered as useful compilations from the best modern English medical and surgical writers; but they would have been more valuable if the editor had drawn his materials from a greater variety of sources, and given his readers abstracts of foreign works of merit that are not sufficiently known in this country. At the end of the medical volume, we meet with some account of the remedies that have been introduced into practice of late years; but what is said on these subjects is in general not sufficiently satisfactory; the account given of the columbo root, for instance, is comprized in half a dozen lines.

2. *C. E. Gellert*, Anfangsgründe zur Metallurgischen chymie in einem theoretischen und praktischen

tischen Theil. mitkupfern. Zweyte vermehrte und verbesserte Ausgabe. *i. e.* Elements of the Theory and Practice of Metallurgical Chemistry, by C. E. Gellert, with copper-plates, second edition, corrected, with additions, 8vo. Leipzig, 498 pages.

The first edition of this work was published in 1750. In the present edition the author, who is inspector of the mines in Saxony, has availed himself of all the improvements that have been made in metallurgical chemistry since that period. Mr. Gellert informs us, that he has sometimes dissolved copper filings, and likewise thin plates of copper, by mixing them with charcoal, and exposing them, in close vessels, to a long continued moderate heat. By means of this process he has obtained sometimes a grey, and sometimes a beautiful red *vitrum cupri*, which was increased $\frac{1}{8}$ part in its weight. In a very strong fire this substance was again deprived of its phlogiston and a pure malleable copper regenerated. From this circumstance it may be concluded that phlogiston alone is sometimes employed by nature to mineralize copper, and perhaps some other metals likewise. Our author does not consider the regulus obtained from cobalt as a peculiar semi-metal, but as a composition of iron and arsenic with another substance as yet unknown ; and he

is

is of opinion that the blue colour cobalt imparts to glass, depends at least in a certain degree on iron.

3. *Anfangsgründe zur Probierkunst, i. e. Elements of the Art of assaying Metals, by C. E. Gellert, a new edition, with additions. 8vo. Leipzig. 176 pages, with copper-plates.*

This work, as well as the one last mentioned, has received many valuable additions from the author's own experience.

4. *William Cullen, D. A. D. &c. Anfangsgründe der Praktischen Arzneywissenschaft, i. e. First Lines of the Practice of Physic, by William Cullen, M. D. &c. Parts 1 and 2, 8vo. Leipzig.*

5. *Samuel Foart Simmons, D. A. D. &c. Anatomie des Menschlichen Körpers, oder Beschreibung des Baues desselben, Aus dem Englischen, und mit des übersetzen eigenen Anmerkungen vermehrt und verbessert, i. e. The Anatomy of the Human Body, or a Description of its Structure, by Samuel Foart Simmons, M. D. &c. translated from the English, with notes by the Translator. 8vo. Leipzig.*

6. *Observations sur la Rage ; suivies de Reflexions critiques sur les Preservatifs de cette Maladie, par M. le Roux, Maitre en Chirurgie, Affocié de l'Academie Royale des Sciences de Dijon, et Chirurgien*

Chirurgien Major de l'Hopital General de la meme ville. Dijon, 8vo, 52 pages.

The author of this pamphlet (which, though it contains nothing new, is judiciously written) is very properly of opinion that none of the remedies that have hitherto been recommended with a view to prevent the hydrophobia, are deserving our confidence. He thinks with some other late writers that our principal attention ought to be directed to the wound through which the poison may be expected to enter the habit, and accordingly recommends scarification, topical bleeding, the cautery, &c. in order to prevent an absorption of the virus.

7. Observations rares de medecine, d'anatomie, et de chirurgie, traduites du Latin de Vander Wiel, par *M. Planque*, M. D. avec figures. Paris, 12mo. 2 Vols. containing each about 550 pages.

8. Experiences, et observations sur differentes especes d'air, ouvrage traduit de l'Anglois de *M. Priestley*, Docteur en Droit, membre de la Société Royale de Londres. Par *M. Gibelin*, M. D. Membre de la Société Medicale de Londres. Tomes IV and V. Paris, 8vo.

9. Instruccion curativa de los Tabardillos; par el *Don Josef Amar*, M. D. &c. *i. e.* Remarks
on

on the cure of eruptive diseases, by *Don Joseph Amar*, M. D. Physician to his Majesty, Counsellor of the Royal Tribunal of Physic, first Physician for the kingdom of Navarre, Member of the Royal Society of Sciences at Seville, and Vice President of the Royal Medical Academy at Madrid. 4to, Madrid.

In this work, which consists of 327 pages, we read much of putridity and malignancy, of crudity and coction. Lewis de Toro, John de Carmona, and other Spanish medical writers are the most frequently quoted. The work closes with an account of the different epidemics that have prevailed in Spain.

10. Instruccion curativa y preservativa de dolores de costado y pulmonias; *i. e.* Remarks on the cure of diseases of the breast and lungs. *By the same.* 4to. Madrid, 204 pages.

The author divides pleurisy into the ascending and descending, and from these distinctions derives the indications for bleeding or purging in this disease.

11. Les grands remedes contre la rage, l'épilepsie, les vertiges et vapeurs qui ont atteints a ce mal, et autres infirmités; par M. *Le Jayant*, Curé de Notre Dame de la Quinte près de Mans. 8vo. Mans.

This

This Curate of La Quinte may not improperly be ranked as a medical writer with our countryman Mr. Wesley.

12. Histoire Medicale des Maladies dysenteriques qui affligerent la province de Maine en 1779 ; moyens convenables pour combattre avec succès le mal principal et les accidens qui en sont la suite ; par M. *Vetillard*, M. D. Membre du College des Medecins de Mans. 12mo. Mans. 74 pages.

This seems to be the production of an experienced and judicious practitioner.

13. De China China in Synochis Putribus animadversiones *Petri Joannis Vastpania* Amplissimi Taurinensis Medicorum Collegii Socii, nec non Medici in Nosocomio urbis Majori Vicarii. Taurinii, 8vo, 152 pages.

The author of this Work condemns the Peruvian bark, but his arguments are by no means well founded.

14. Le Citoyen Dentiste, ou l'art de seconder la Nature pour se conserver les dents, et les entretenir propres. Ouvrage Moderne, a la portée de tout le Monde. Par M. *Hubert*, Chirurgien dentiste, recû au College Royal de Chirurgie de Paris, dentiste pensionné de la Ville. 12mo. Lyons, 95 pages.




188

T H E
LONDON MEDICAL JOURNAL,
For M A R C H 1781.



S E C T I O N I.

B O O K S.



- I. *A Treatise of Midwifery, comprehending the Management of Female Complaints, and the Treatment of Children in early Infancy. To which are added, Prescriptions for Women and Children, and Directions for preparing a Variety of Food and Drinks, adapted to the Circumstances of Lying-in Women. Divested of technical Terms and abstruse Theories. By Alexander Hamilton, Professor of Midwifery in the University of Edinburgh, and Member of the Royal College of Surgeons. 8vo. Edin. 1781.*

THE art of midwifery has been retarded in its progress by a variety of circumstances. For many ages it was entirely confined to women. The timidity and delicacy peculiar to the female character would, no doubt, for a long time prevent the interference of the
 VOL. I. N° III. T other

other sex; but at length, the refinements of fashion, and the unreserved connection between the two sexes, weakened this powerful obstacle; so that the arguments derived from this amiable but mistaken modesty, yielded by degrees to the love of life, the peculiar tenderness of the mother, and the affection of the wife; and male practitioners were employed to give that assistance for which their improved knowledge, their courage, presence of mind, and frequently their bodily strength, had particularly qualified them. It must be allowed, however, that when this change took place, the accoucheur usually attributed too much to art, and relied too little upon nature; but this distrust of nature was owing not so much to the fault of the artist as to the imperfection of the art. We are now more fully informed of the several circumstances which justify our interference, or lead us to an exact, patient attendance on the efforts of nature.

These preliminary observations are extracted chiefly from the preface to the work before us, which, though professedly written for the instruction of midwives, and on that account divested of technical expressions, is well deserving the attention of the most experienced male practitioner.

Mr.

Mr. Hamilton first gives a concise general view of the female anatomy. After which he treats separately of the pelvis both in its natural and distorted state; of the structure and figure of the child's head, of the soft parts of generation, the theory of generation, menses, flooding, and the diseases of the genital parts.

In speaking of the menses our author observes, that notwithstanding all that has been said concerning emmenagogues, there is not, as yet, in the whole catalogue of medicines any one which can be relied on for that purpose. He thinks that aloes owes its great character in promoting the menses, merely to its violent operation and stimulating quality. In constitutions subject to the piles, from the tenesmus or straining it occasions in going to stool, it very often brings on that disease; in the same way it may have a tendency to bring down the menses: hence it is extremely improper in delicate systems and in women subject to floodings. All strong purgatives, adds Mr. Hamilton, will act in the same manner.

If purgatives fail, he recommends a spoonful of white mustard seed, or a small cupful of a weak infusion of horse-radish twice a day, as no contemptible remedies. He remarks, that me-

cines given to promote the menses, should be administered about a week before the expected return, and continued for a few days after, or till the usual evacuation recurs; and that these, or an infusion of penny royal, tansey, balm, or chamomile, may also be used with advantage when the discharge is scanty or sparing.

The author observes, that *painful menstruation* chiefly happens to women of a delicate nervous habit, and to women of fashion. Those of a lower class, who are inured to hard labour, are seldom observed to suffer at these times, unless from a diseased state of the uterus. In cases of this sort, he recommends half a grain or a grain of opium to be taken evening and morning till the menstrual period is over. The binding quality of the opiate is to be counteracted by the use of gentle laxatives or glysters. He adds, however, that these indulgencies should be allowed only upon emergencies, as they are with difficulty left off.

In flooding, or an immoderate discharge of the menses, he thinks that more is to be expected from regimen than medicine. He considers light, nourishing, and cooling diet, cold drink, cool air, and cold applications (such as cloths soaked in vinegar and water) to the loins, abdomen,

men,

men, and os externum, as the principal remedies. He relies but little on the power of medicine. If the patient is of a full habit, hot and feverish, he gives nitre; if otherwise, he prefers rose tea acidulated with spirit of vitriol. Alum whey is spoken of as a powerful remedy. When there is much pain or anxiety, and no inclination to vomiting, he thinks that opiates may be given with advantage. He directs the belly to be kept open by the use of emollient glysters, exhibited in a degree of heat, which we call tepid, that is, scarcely milk warm. A light decoction of Peruvian bark, sharpened with elixir of vitriol, is recommended as the best medicine to strengthen the system, and prevent a return of the disorder.

Speaking of the final cessation of the menses, Mr. Hamilton observes, that the morbid symptoms which occur at this period, are rather to be ascribed to a general change of the habit, than merely to the absence of the menstrual evacuation. He finds, that the women who are the most apt to suffer at the decline of life, are those who have never had children; who have never enjoyed good regular health; whose health has been impaired by frequent labours or miscarriages; who have been subject to irregularities

ties of the menses, to the fluor albus, or to nervous and hysterical symptoms. He remarks, however, that frequently, delicate women who have been distressed with painful menstruation, or with nervous complaints while regular, gradually recover after this period, and for a long time enjoy a state of health to which they were before strangers.

The symptoms that appear about this time are arranged by our author under the following heads, viz. 1. Those of fulness, in consequence of the sudden stoppage of an usual evacuation in full habits; 2. Frequent, long-continued, or immoderate floodings in feeble relaxed habits; 3. General affections of the system from an alteration of the constitution. The complaints of the first of these classes are to be relieved by spare diet, occasional venæsection, avoiding costiveness, and by exercise. Those of the second class are to be treated in the manner just now directed; but if the discharge is owing to fulness, proper evacuations will be necessary. In cases of the third kind, when shooting pains appear about the under part of the abdomen or region of the uterus, and in the breasts, with other symptoms of bad health, they evidently indicate a change in the constitution, which depends

depends on other circumstances than the closing of the vessels of the womb, and the mode of treatment must vary accordingly. Our author thinks it right however to remind the reader, that as the womb is acutely sensible, the first symptoms of the disease often arise from it; that those parts first suffer that are most immediately, by nervous sympathy, connected with it; and that, soon after, the general health becomes affected.

In treating of the diseases of the genital parts, our author speaks of the fluor albus as occurring, perhaps, more frequently than any other female complaint. He thinks it may often be diminished, though seldom entirely cured, unless in young people, when the complaint is recent, by styptic or astringent injections; such as a weak solution of alum, or sugar of lead in water, or Tunbridge water: when the fluor albus, as is often the case, is connected with the state of the stomach, he finds the Peruvian bark, infused in lime water, one of the best remedies. In many instances he has had occasion to observe, that women have been cured of the most obstinate habitual fluor albus, by giving suck. He considers long-continued, or excessive fluor albus, when combined with
smallness

smallness of the breasts, and irregular and sparing or deficient menses, and the appearance of extreme delicacy, as the most certain indication of sterility.

Our author next proceeds to treat of pregnancy. He first traces the progress of the foetus, and then concisely describes the other parts of the ovum; after which he points out the changes the uterus undergoes during pregnancy, and remarks, that as the contents of the uterus in early gestation are entirely confined to the fundus, or upper part, the first change from pregnancy arises from the uterus sinking downwards towards the lower circumference of the pelvis, by which means the abdomen is somewhat diminished in size and appears flatter; and this circumstance, when combined with the usual symptoms of breeding, our author considers as a more probable indication of pregnancy than any other that can be depended on in the early months. He observes, that the uterus, when distended, becomes of a softer and more spongy texture; so that by unskilful attempts to turn the child, or to stretch the orifice of the womb, it has often been torn, and the unfortunate woman has fallen a victim to the rashness of an ignorant operator. He remarks,

marks, that even the judicious Dr. Smellie was not aware of the dreadful consequences of anticipating nature in her operations; for he candidly acknowledges, that by attempting too early to dilate the orifice of the uterus in order to turn the child, the uterus was frequently torn; and although the woman sometimes recovers, where the thin membranous edge of the orifice only is torn, lacerations of the body of the uterus are always fatal.

The womb, during pregnancy, being chiefly enlarged towards the fundus, the ligamenta lata are left much below the principal bulk of the uterus; we are therefore very judiciously cautioned not to pull violently at the umbilical cord to deliver the placenta, lest we should occasion an inversion of the uterus, or by not giving it time to contract, bring on a fatal flooding.

Our author contents himself with just mentioning the ridiculous notion of superfœtation; and after speaking in the same cursory manner of extra-uterine conception and monsters, proceeds to speak of the diseases of pregnancy, which, though troublesome, he observes are very seldom fatal.

Amongst other symptoms of breeding, he enumerates, 1. *Sickness and vomiting*: these, when accompanied with marks of plethora, may be relieved by bleeding and a spare diet. When the sickness is excessive, vomits of ipecacoanha have often the best effects; and it will sometimes be necessary to repeat them once a week or oftener. Sometimes, however, the sickness attending pregnancy is merely a nervous affection, and no sensible relief will be afforded till the uterus rises above the brim of the pelvis. 2. This symptom, in some instances, accompanies all the stages of pregnancy: it may be palliated by attending to the state of the stomach. 3. *Diarrhœa*: this may be remedied by gentle vomits, rhubarb, opiates, and regimen. 4. *Swelling and pain in the breasts*: when these are excessive, and the patient is young, venæsection becomes necessary: tight pressure should be avoided, and the breasts rubbed with warm fine olive oil twice a day, and afterwards covered with soft flannel or fur. 5. *Fainting, nervous, or hysterical fits*: in these cases the only certain remedy is opium.

In the more advanced stage of pregnancy, the pressure of the uterus occasions other complaints which often threaten the life of the patient,

patient, whereas the former ones end only in miscarriage. In noticing the symptoms that occur at this period, our author takes occasion to speak of the *retroversion of the uterus*, a disease which till of late hath been but little attended to. No complaint immediately attending pregnancy requires so much attention as this. In the beginning, under proper management, there can be no hazard; but if neglected, the utmost danger is to be dreaded; for if the urine cannot be drawn off and the tumour reduced, death will be the unavoidable consequence. It chiefly occurs from the third till the end of the fifth month. Thin spare women are the most subject to it.

In speaking of the floodings that sometimes come on in the advanced stage of pregnancy, he observes, that the most dangerous are those where the placenta is attached at the neck or over the mouth of the uterus. The filling the vagina with tow, soaked in styptic liquors, is a practice which, in the opinion of our author, has no particular advantage to recommend it; on the contrary, he thinks they may do harm by their irritation.

Mr. Hamilton briefly enumerates the causes of abortion, and points out the proper treat-

ment in cases of miscarriage. He observes, that in cases of twins or triplets, one conception may be interrupted by the growth of another, and the foetus perishing, its ovum may be retained for some time afterwards, and then miscarriage, or the expulsion of that ovum, will ensue. The remaining conception may, however, be retained, and the woman, under proper management, be enabled to carry the child till full time.

With the generality of systematic writers, our author divides labours into the natural, laborious, and preternatural. He first describes the progress of a natural labour, and observes, that the *spurious pains* (which are to be carefully distinguished from the true ones) are frequently a prelude to approaching labour. He remarks, that labour pains often continue from six to twelve, eighteen, or twenty-four hours; that is, if the woman be not delivered in six hours, the labour will, perhaps, be protracted for six hours more; if not in twelve, that she will then go on nearly to the end of the eighteenth hour, or to the twenty-fourth; and that every six hours of pain generally alternate more or less with intervals of ease. We much doubt whether this observation is well founded; and indeed the author

thor himself acknowledges that the duration of labour is so precarious, that we ought to be cautious in giving any opinion. Speaking of the position for delivery, he observes, that when the labour proves tedious, the woman ought not to be confined long in any posture.

He distinguishes three stages in a natural labour. The first is completed, when the os uteri is so much dilated that no part of the orifice can be felt. This is generally accomplished in about eight, ten, or twelve hours. During this stage, he very properly cautions the midwife against frequent touching; and observes, that it is unnecessary to place the patient in the proper situation for delivery, till the os uteri is dilated to the breadth of half a crown. The delivery of the child, after the passages are dilated, constitutes the *second stage* of labour. During this stage, the midwife is directed to examine at the time of every pain, as it may then be done without any inconvenience to the patient. The delivery is to be trusted wholly to nature, as the shoulders will generally accommodate themselves to the shape of the pelvis, and turn towards the pubes and sacrum. The *third stage* is the delivery of the placenta. The proper time for doing this is, when the contracting

tracting uterus has shifted its position, and can be perceived like a hard round ball, at or below the navel; or, when the woman complains of a grinding or griping pain. In most cases, this happens from ten minutes to half an hour after the delivery of the child. The placenta adheres most firmly in premature births, when the woman has been in bad health during pregnancy; in lingering or difficult births; or when hasty attempts are made to extract it. It is most easily and quickly separated in a first birth, when the woman is in good health, and when the labour has been properly managed. In floodings after delivery, the placenta is to be immediately delivered. In cases of retention from the uncommon adhesion of the cake, the utmost caution is requisite. When it is diseased, and adheres to the uterus like moss to a rock, force must never be used. Fortunately this case does not often occur. Mr. Hamilton observes, that adhesions of the placenta from diseased schirrosity, always threaten some degree of danger, as the separation may be productive of a fatal hæmorrhage.

Our author distinguishes the second class of labours into, 1. The tedious or lingering; and 2. The difficult or laborious. The former, he observes,

observes, may be owing to obstacles arising from the mother, the child, or the membranes, water, chord, or placenta. In the mother, tedious labours may proceed from general or local complaints. The general complaints may be,

1. *Cholic*, which may be palliated by clysters and opiates.
2. *Nausea* and *vomiting*: these sometimes occur in the easiest labours, and are generally the effect of sympathy. In these cases warm water is directed to be drank freely.
3. *Flooding*: as the labour pains increase, this symptom generally abates. If it should not, we ought to promote the contraction of the uterus by breaking the membranes, when the os uteri is dilated about the breadth of a half-crown piece. This expedient, we are told, seldom fails to give an immediate check to the flooding. If the discharge proceeds from the separation of part of the placenta attached to the neck or over the orifice of the uterus, the flooding will increase with labour pains, and there is no other method of preserving the woman and child, but by an expeditious delivery.
4. *Cramps*: these are sometimes relieved by opiates.
5. *Lowness and faintness*: these accompany the first part of labour only. When the strong pains come on, the woman recovers her

her

her spirits, and acquires vigour and resolution.

6. *Convulsions* : these may arise from various causes. Bleeding, laxative clysters, and cool air, are the chief remedies. When it can be easily done, delivery should be assisted.

7. *Feverish indisposition from fulness*.

8. *Hætic or consumptive habit* : in these melancholy cases the pains are weak and trifling ; but as the os uteri affords but little resistance, the child readily obtains a passage. Mr. Hamilton remarks, that hætic women, under proper management, rarely sink immediately after delivery ; they generally live a week or longer, though they seldom outlive the month.

9. *Passions of the mind*.

10. *Improper treatment* : under this last head, the author takes occasion to caution us against exhausting the patient's strength in the beginning.

The *local* complaints retarding the progress of labour may be,

1. *Narrowness or distortion of the bones of the pelvis* : Mr. Hamilton supposes, narrowness at the brim to be the most frequent defect of the pelvis, and the most difficult to discover, as we can only ascertain it by the symptoms ; for we should not attempt to introduce the hand, till the os uteri is dilated.

2. *Thickness and rigidity of the os uteri* : this,

we

we are told, is one of the most common causes of lingering labours. It chiefly occurs in elderly women, in strong robust constitutions, or where the intervals between child-bearing have been distant. In a first labour, or when a woman is advanced in life, from thirty-six hours to three days may be required for the dilatation of the os uteri; yet if the management be properly regulated, neither the mother nor the child will suffer from this delay. Other local complaints retarding labour may be dryness and constriction of the vagina—a diseased state of the parts—swelling or inflammation of the vagina—prolapsus of the uterus, vagina and rectum—stone in the urethra—hardened fœces.

The author observes, that when the protraction of labour depends on the child, it is usually occasioned either by the bulk or solidity, or the unfavourable position of the head. He tells us that a large head may be suspected when the vertex does not lengthen out by the force of the pains, and when the progress of the labour is suspended, though the pains continue to be strong and frequent after the soft parts are sufficiently dilated. The unfavourable positions of the head, he thinks, may be referred to two kinds, which include a considerable variety; 1st, When

the crown instead of the vertex presents ; 2dly, Face cases. He observes, that in cases of the first sort the labour is generally more tedious, and the hazard of lacerating the perinæum greater than when the vertex presents, but that if no other obstacle occurs, the labour will commonly terminate favourably if left to nature. Our author remarks, that of all laborious births, face cases are the most difficult. The varieties of these cases may be known by the direction of the chin. In every case of this sort, his rule is to allow the labour to go on till the face is protruded as low as possible.

The placenta and its appendages may retard labour, by the membranes being too weak or too strong, by the waters being too copious or too sparing, by the chord being too short or too long. The placenta itself may likewise be improperly attached over the os uteri.

Our author gives the appellation of *difficult*, or *strictly laborious labours*, to cases that require the use of instruments ; but as his work is designed chiefly for the female practitioner, he says but little on this subject, and therefore proceeds to speak of the third class of labours, the preternatural. In all cases of this sort, the delivery, he observes, is always precarious and often difficult.

difficult. In delivering rules for turning the child, Mr. Hamilton remarks, that when the hand is within the pelvis, and there is a necessity for passing it pretty high in the uterus, to search for the child's feet, the proper direction is not precisely in the line of the navel, as Dr. Smellie advises, but inclining it a little to one side, to avoid the prominent angle of the joints of the lumbar vertebræ at the upper part of the sacrum, by which more room will be gained, and less pain given to the woman; for the uterus presses strongly there.

Mr. Hamilton divides preternatural labours into four classes. In those of the first class one or both of the lower extremities present. In those of the second, the child lies across the pelvis, with the arm, shoulder, side, back, or belly presenting. In those of the third, one or both arms are protruded before the head. The fourth class consists of premature or flooding cases, or of those in which the navel-string falls down double before the presenting part, and the child's life is in danger from its compression. Examples are given of each of these classes; after which the author describes the method of delivery in flooding cases, and in cases of twins or triplets.

He next treats of the management of women after delivery. He thinks, that a few plain rules, suggested by common sense, and a careful attention to the dictates of nature, are in most cases sufficient. He observes, that it is necessary to attend, 1st, To the regulation of the body; 2dly, To that of the mind. He inculcates the necessity of cool air and regimen, and of the occasional use of clysters and gentle laxatives to obviate costiveness. He thinks the patient should be taken up, and have her bed properly adjusted on the fourth, or at the latest, the fifth day after delivery, and that her shift, &c. should be changed once a day or oftener.

Mr. Hamilton next treats in a cursory manner of the accidents that happen in consequence of delivery, such as swelling of the labia, laceration of the perinæum, inflammation, abscess or gangrene of the genital parts; rupture of the vagina, laceration of the uterus, and inversion of the uterus. In speaking of the latter he observes, that of five instances where it happened from the ignorance of the practitioner in hurrying the extraction of the placenta, one lady only survived the dreadful accident. Her recovery is the more extraordinary, as the uterus could not be restored

to its natural state; and though replaced within the vagina, it still continues inverted.

After these observations follow some remarks on the diseases incident to a child-bed state, such as faintings, floodings, after-pains, inflammation of the womb, and irregularities of the lochia. Mr. Hamilton observes, that as inflammation, excoriation, coalition of the labia, and even of the os uteri, have been produced by a stagnation of the putrid lochia, lying-in women ought to be very careful to keep these parts clean, by frequent bathing with a sponge and warm water, while the lochia continue to flow; and should afterwards take a proper opportunity, when their health will permit, of applying cold water, or of using the cold bath, when the season and other circumstances will admit of it. “ The
 “ advantages, adds our author, of observing a
 “ scrupulous cleanliness at these times, and after
 “ *menstruation*, though little attended to in this
 “ country, are sufficiently obvious, and do not
 “ require any other arguments to enforce it.

“ The practice of ablution was first known
 “ among the ancient Jews, and constituted a part
 “ of their religious ceremony. It was probably
 “ first suggested by delicacy, and afterwards
 “ established on account of health. It still pre-
 “ vails

“ vails in the eastern countries ; and the *biddeant*
 “ of the Italian and French ladies deserves the
 “ imitation of those of Britain, who in general
 “ surpass most other nations in delicacy of sen-
 “ timent, if not in politeness of manners.”

The author next speaks of the determination of fluids to the breasts, and its consequences. He remarks, that from the third to the fifth day after delivery is a very important period ; for in this interval the red *lochia* cease, and the discharge is only compensated by the *milk*, which generally flows in full streams. Diseases may therefore arise from its being too full or too sparing.

When the colour of the lochia begins to change, pains in the lower part of the abdomen, like those of painful menstruation, come on, attended with a pretty smart fever, and at length the breasts become enormously distended, and occasion the most violent pain, weight, and throbbing. This febrile commotion and painful tension continue from twenty-four to thirty-six hours, and are commonly terminated by a sweat, diarrhoea, or free discharge of milk. When the woman is healthy, is to suckle her child, and has good nipples, the author advises us to put the child to the breast within twenty-four hours from delivery.

delivery. In repelling the milk where this is thought requisite, he trusts wholly to an abstermious diet for some days, with little drink, keeping the body gently open, and rubbing warm oil on the breasts two or three times a day. He observes that the structure of the breasts of women is more complicated than in any other class of animals, the lactiferous tubes being larger and more strait, so that the milk cannot flow out involuntarily.

He distinguishes two kinds of abscesses of the breasts; those that are seated deep in the glandular substance of the breast, and those that are more superficial. The former are tedious in their progress to suppuration, painful, and attended with fever: the latter are much milder, burst spontaneously, and the sore heals kindly. Mr. Hamilton observes, that in those of the first sort, the woman may be saved much pain by opening the tumour early. He remarks, however, that suppuration often returns in other parts of the breast two or three different times.

In speaking of sore nipples, the author observes, that women who have been subject to a complaint of this sort should endeavour to prevent its return by applying astringents to the parts for several weeks before delivery, as cloths
dipped

dipped in alum water, in strong spirits, or in the brine of salted meat boiled up.

Besides the milk fever, Mr. Hamilton treats of the *weed*, the *miliary*, and the *puerperal fever*. The first of these, the *weed*, he defines to be a fever in the child-bed state, occasioned by mismanagement or accident, and happening chiefly to irritable patients. It differs, we are told, from other fevers in the violence and duration of the cold fit, and is generally terminated in twenty-four hours. It is seldom dangerous, but leaves the woman liable to future attacks. In the cold fit tepid diluent drinks are recommended; in the hot fit cool drinks and cool air. The sweating is not to be protracted too long, or too suddenly checked. The body is to be kept open by means of glysters.

Our author supposes the miliary eruption to be constantly a symptomatic disease, the effect of a hot regimen, in lying-in women. He observes that women in this state are much predisposed to putrid diseases, so that when a sweat is urged, the putrid matter existing in the system will be driven to the surface, and when the quantity is unusually large, and the quality preternaturally acrid, it will not only be poured out in a greater
quan-

quantity than the pores of the outer skin can admit to pass, but stagnating under it, will induce an inflammation and eruption.

Mr. Hamilton considers the disease in its mildest state as being of a nervous or putrid nature; and observes, that the danger is increased, as the disease is complicated with other complaints. During the anxiety, we are directed to open the several excretories, particularly those of the skin; but after the eruption appears, we are to endeavour to regulate the determination, and carry it on as slowly as possible. The remedies recommended in the former of these states are vomits, laxatives, and fomentations of a moderate warmth to the legs and thighs; in the latter, nitre, cool acid drinks, ripe fruit and cool air. In cases of great debility, or when putrid symptoms come on, the Peruvian bark, and the moderate use of wine, are deemed necessary.

Our author describes the *puerperal fever* as coming on “generally about the second or third day after delivery, attended with considerable debility, a soreness of the head, chiefly confined to the forehead, and frequently with vomiting.” This definition, he thinks, will distinguish it from every child-bed

disease, except perhaps, the miliary fever; the nature of which, in doubtful cases, will be soon apparent. Though the puerperal fever commonly occurs about the evening of the second day, it in some instances, we are told, comes on so late as the fifth or sixth day. Its duration is various; but the eleventh day is the most frequently critical. Mr. Hamilton observes, that the immediate cause of this fever is still involved in much obscurity; it frequently occurs after the most easy and natural delivery, and where no particular cause can be assigned. The most common occasional causes he thinks are, probably, improper management during pregnancy, in time of labour, and after delivery. He observes, that it is remarkably infectious, and its event in general so fatal, that like the plague, few escape of those affected. In 1774 it appeared in the lying-in ward of the Edinburgh Infirmary, and its event in most cases was fatal. But it has never occurred there since, and is very little known in private practice. The author adds, that if any means can prevent it, they will chiefly consist in a strict observance of cooling regimen, free air, and cleanliness; and when the disease shews its presence,

sence, we must proceed in the treatment on the general principles of putrid fevers.

The author next proceeds to treat of the management of children. He observes, that it would be superfluous, perhaps, to attempt to shew, that the mortality of infants, which astonishes and distresses every humane and intelligent inquirer, has in a great degree arisen from mistaken views. He points out the necessary attention to cleanliness, clothing, the evacuation of the meconium, nutrition, air, exercise, &c. He remarks, that children should be washed every day till they are several years old, and that after the first week they should be plunged every morning into cold water. Their clothing should be light and simple; tape should be used instead of pins, and every necessary precaution taken to prevent wet and dampness. Speaking of nursing, the author observes, that children ought either to be weaned before the period of teething commences, or not till the danger from teething is over. He thinks it best to deprive the child of the breast by degrees. He considers the regimen of nurses of great consequence, though little attended to. One great motive that induces poor women to submit to the drudgery of becoming nurses for

others, is with a view of living better ; but our author very properly observes, that women suddenly transported from misery and wretchedness to high life, that is, from poverty and activity to luxurious living and indolence, are very improper for the office of nursing. It ought, therefore, to be a rule, to confine them as near as possible to their usual diet and manner of life, or to introduce a change very gradually.

Mr. Hamilton observes, that it is unusual for a woman to menstruate while giving suck, but it sometimes happens ; and in such cases, the child suffers a slight indisposition for a day or two before the menstrual flux of the nurse appears ; but afterwards, no inconvenience seems to follow.

He divides the disorders incident to new-born children into, 1. Original malconformations, or accidental injuries from birth ; and, 2. Actual diseases. Amongst other accidents of the first of these classes, he speaks of the inversion of the tongue with which children are sometimes born, or which may happen from suction ; in such cases convulsions immediately ensue, and soon after suffocation. The disease is discovered by putting a finger into the child's mouth ; and the

the fatal event can only be prevented by tickling the throat to provoke vomiting.

In treating of the actual diseases, the author observes, that we judge of childrens complaints from the symptoms of quick or oppressed breathing, from the violence and duration of the fits of crying, from the appearance of the eyes and countenance, much more than from the frequency of the pulse. Cholic shews itself by the suddeness of its attack, by the state of the belly, frequently by exciting vomiting, and by the well-known symptoms in children of pulling up the feet and legs towards the belly.

Mr. Hamilton speaks of the *red gum*, which is distinguished from the measles by the absence of measly symptoms and time of attack, and which easily gives way to a cooling regimen; of the *yellow gum*, which depends on the increased secretion of bile from the change in the circulation through the liver, and requires a similar treatment as in adults; of the *thrush*, or *sprue*, as it is vulgarly called in Scotland, a disease, the nature of which is little understood, and which is often injudiciously treated. We are cautioned against the use of lotions in the early stage of it. Treating of *dentition*, he observes, that in general weakly children cut their
teeth

teeth later than those who are stronger and more thriving. He recommends the providing the child with something which can be safely applied to his mouth to press his gums against, as often as he is urged to it, as by that means uneasy itching will be gratified, and a gentle flaving, which is always salutary, will be promoted. For this purpose he prefers a bit of liquorice root, frequently renewed (as it becomes dry and hard) to coral or other hard substances, which not only endanger bruising the inflamed gum, but the thrusting out of those teeth that are already formed.

The work closes with some remarks on the qualifications of a good midwife, and with a number of useful *formulae* for women and children, and directions for preparing a variety of drinks and food.

II. *Traité des Nerfs et de leurs Maladies.* Par M. Tissot, M. D. &c. (Continued from page 108.)

OUR author considers the catamenia as having considerable influence on the nerves. The ill effects that sometimes take place

place about the time of their cessation, he attributes to negligence or mismanagement rather than to natural causes. He quotes almost the whole of what the late Dr. Fothergill has said on this subject in the *Med. Obs. & Inq.* M. Tissot remarks, that women who had been hysterical till that period were then no longer irritable; he has seen others able to lay aside spectacles, which before they had been obliged to use for ten years; and in one patient who had long been subject to a spasmodic affection of the œsophagus, the complaint disappeared after the cessation of the menses. He speaks of erysipelas of the face as the most frequent complaint at this period.

Hippocrates long ago observed, that spasm may be occasioned by repletion or evacuation. Our author, therefore, considers the effects of plethora and hæmorrhage as liable to produce nervous affections. The latter seems to be the most frequent source of these complaints, by producing atony, and of course morbid irritability. He has seen a young woman, on the suppression of a nasal hæmorrhage, to which she frequently had been subject, affected with strong convulsions, that gave way to repeated venæsections. He observes, that epilepsy often
arises

arises from plethora, and quotes a case from Boerhaave of a man who by drinking Burgundy wine to excess, was seized with a general spasm of his whole body, but who recovered after losing two pounds of blood.

M. Tissot next treats of the effects of pregnancy, parturition, suckling, and fluor albus on the nervous system; and presents us with a variety of instances in which each of these causes have proved the source of nervous complaints.

He next considers pain as a stimulus, and of course as a cause of nervous affection. He distinguishes stimuli into, 1. Acrid humours, and, 2. Mechanical stimuli. Under the first head he quotes instances of nervous diseases brought on or relieved by the repulsion or return of cutaneous eruptions or gout; and speaks of the convulsions that have followed an absorption of cancerous virus, and even of stagnant milk. He likewise notices the effects of acid in the primæ viæ. Under the head of mechanical stimuli, he enumerates worms, flatus, biliary concretions, calculus, dentition, and bony excrescences, or tumours irritating the brain or nerves.

Speaking

Speaking of the morbid sensibility of certain parts, he makes mention of two ladies who cannot take the mildest purge without being troubled with head-ach; and of another who vomits up every thing but chesnuts. He knows an ecclesiastic, who having at the age of 23 had a violent cholic after eating cucumbers, has from that time, now 18 years since, felt a painful sensation, and occasionally spasms, in the part where the cholic was seated.

M. Tissot observes, that next to the passions of the mind, violent remedies are the most liable to produce nervous affection; that for instance, a purgative or an emetic given in too strong a dose are true poisons, and prove hurtful by their stimulus.

In the ninth chapter the author treats of the moral causes of nervous disorders, such as the effects of intense application of the mind, of the imagination and passions; after which he describes the sympathies, beginning with those of the brain and the other parts of the head, and proceeding to those of the different parts of the body. In speaking of the ears, he takes notice of their consent with the lungs. Etmuller had formerly remarked, that by touching the meatus auditorius with a probe,

we might excite a dry cough ; and our author had occasion to experience the truth of this observation in a deaf patient at Lausanne. In the *Ephem. Curios. natur.* we read of a woman troubled with an obstinate cough, which could not be cured till the acrimony of the ear-wax that occasioned it was corrected. Pechlin saw an officer who vomited whenever this meatus was irritated ; and there are not wanting instances of persons in whom music excites vomiting, or who feel an inclination to make water whenever they hear particular sounds. In order to elucidate the subject of nervous sympathy, M. Tissot has added a table of the principal anastomoses of the nerves.

In the eleventh chapter the author treats of metastases, coction, and crisis in nervous disorders. The first of these, he observes, were well known to the ancients. Hippocrates has remarked, that blindness, pain of the hips or testicles, and swelling of the breasts, cure epilepsy ; and that a dry cough is removed by a palsy of the right hand and the left leg. Hoffman saw a tertian terminate in hysteria, and a quotidian leave behind it periodical spasms of the larynx and pharynx. Torti himself had a periodical deafness after a fever
of

of the same kind. Several other instances are added in this way.

In the following chapter, M. Tissot describes the pathognomonic symptoms of nervous disorders, and likewise the prognostic, and method of treatment. Under this last head he inquires into the merits of the general remedies usually employed, as bleeding, evacuations, tonics, preparations of iron, volatile, and other stimulating substances, sedatives, acids, gums, flores arnicæ, flores cardamine, zinc, milk, whey, baths, warm mineral baths, loadstone, electricity, and mercurial frictions. He observes, that Manget speaks of an hysterical woman who was bled one hundred and seventy-six times in less than two years, and who lost seven ounces each time; and that M. Pomme saw a patient who had been bled three hundred times. In both these cases the evacuation had been productive of irreparable mischief.

The author remarks, that purgatives and emetics will be of use only in the smaller number of cases, when the irritation is kept up by the contents of the primæ viæ, and that the most suitable purgatives will be such as are the least irritating. Castor oil, we are

told, will often succeed, when every other irritates. With regard to tonics, he observes, that in general their effects are soon displayed. If they do not relieve the patient in a few days, we may conclude that it is necessary to vary the treatment. He cautions us against the use of steel when there is a slow fever, considerable fulness in the vessels, or a redundancy of bile in the primæ viæ. Under the head of volatile and stimulating remedies, he speaks of vesicatories, but seems to have overlooked their antispasmodic powers, confining himself wholly to their stimulus. He has often experienced the good effects of opium in violent spasmodic affection, when there was no inflammatory diathesis, or disposition to plethora. Acids he has found useful, 1st. In the slow fever that produces all the symptoms of nervous fevers, and that often yields to no other remedy; 2dly. In removing the irritability brought on by coffee, or by animal and aromatic food; 3dly. When nervous disorders depend on irritation from bile; 4thly. Whenever there is thirst and a quick pulse. He generally confines himself to the acid of vitriol, and to that of oranges and lemons.

The

The gums he considers as possessing tonic, stimulating, and sedative properties, but supposes them to act chiefly by the two first. The most efficacious, we are told, is *assafoetida*, for the use of which we are probably indebted to the Arabians. When the stomach is too sensible, the gums prove too irritating.

M. Tissot has employed the flowers of *arnica* only three times in palsy. He thinks it a dangerous remedy, where there is extreme irritability. The *flos cardamine* he has never tried, any more than the flowers of zinc; so that he contents himself with repeating what has been said of these remedies by Sir George Baker and Gaubius.

Our author examines the properties of different milks, and in general gives the preference to asses milk. He observes, that when a milk diet is indicated, no preparation is required. He considers whey as the mildest of diluents. When there is extreme sensibility in the nerves of the *primæ viæ*, we are advised to employ asses milk; but when the irritation depends on bile, and the patient complains of heat, thirst, nausea, and high-coloured urine, the preference is then to be given to whey.

M. Tissot

M. Tissot considers baths, and especially warm baths, as the principal means of cure in cases of morbid irritability. This remedy has become much more general since Hoffman's time, but no physician has extended its use so far as M. Pomme, who sometimes continues his patient in the warm bath four-and-twenty hours. Our author remarks, that the nervous cases in which very hot baths are indicated are extremely rare.

He treats of the effects of cold mineral springs, and gives the preference to the Geronstere water, as containing a volatile principle combined with iron, which renders it more efficacious than any other of the springs at Spa. He has sometimes found the Seltzer water too stimulating.

With regard to the efficacy of the loadstone, M. Tissot has himself had no opportunity of trying its effects; and on the subject of electricity, he contents himself with quoting what he had already said on this matter in his letter to Haller, adding a few new facts by way of note.

He next considers the effects of music; and observes, that if any one wonders that music was prescribed to Ulysses to cure him of the
bite

bite of a serpent; it is because he is ignorant that nothing retards the healing of wounds so much as melancholy. Our author speaks of a woman advanced in years, one of his patients, who had an ulcer on the hip, which during two years resisted every remedy; she had been uneasy about her son who was absent; at the end of that time the young man returned, and she soon got well. M. Tissot remarks, that music, though it may not destroy the cause of pain, removes the sensation of it, and thus obviates the irritation it occasions, and of course contributes to the cure. He thinks, that by palliating pain, and promoting perspiration, it may have a good effect in sciatica and gout. Duke Albert of Bavaria is said to have mitigated the gout by means of soft music; and Gesner speaks of an Italian, who after labouring under sciatica for a year, being animated by music to dance, danced every day for a week, and then found himself cured. In this last case, exercise seems to have had the greatest share in the cure; but M. Tissot, aware of this objection, very properly remarks, that no man afflicted with sciatica would think of dancing, were he not exhilarated by music. Marshal Saxe remarked, that his troops were always the
least

least fatigued when they marched to beat of drum. When Achilles was furious, Chiron appeased him by means of his guitar; and Clinias made use of the same kind of instrument to calm himself when he was irritated. Sir Thomas More had recourse to music to soften his wife's temper. But the most circumstantial and authentic instance, and one almost as ancient as the siege of Troy, adds our author, of a nervous disorder cured by music, is that of Saul cured by David's harp. Asclepiades considered this fine art as an essential remedy in phrenzy, and all disorders of the mind; and Aretæus has recommended it against a kind of religious melancholy. Ancient history furnishes us with another proof of the power of music in the case of Alexander, whom Timotheus could animate or calm at pleasure. Many other instances are given by our author in this way; after which he points out the excellent effects of friction with a flannel or flesh-brush, and then speaks of the means to be employed in metaftases, observing, that when they seem to relieve the patient, we ought to be careful not to counteract nature. He next speaks of the means of preventing nervous disorders, and observes,

observes, that this will be best done by avoiding their causes.

In the last volume, the author treats of epilepsy. In this, as in the other parts of the work, we meet with a judicious compilation of every thing that has been written on the subject, but as this account of the epilepsy was published separately so long ago as the year 1770, we presume that our readers are already well acquainted with it; we shall therefore pass it over, especially as it affords no new light on the nature or treatment of the disease in question.

III. *Travels through different Provinces of the Russian Empire, by P. S. Pallas, M. D. &c.* (Continued from page 32.) Vol II. 744 pages, with 35 copper-plates. Vol. III. 102 pages, with 53 copper-plates.

IN the second and third volumes, Dr. Pallas gives an account of his travels through different parts of Siberia. In the open fields in Isetkiy he found *valeriana phu* growing in great plenty; this plant is much used by the common people as a remedy for epilepsy and convulsions in children.

VOL. I. N^o III.

A a

They

They likewise employ a fungus that grows on the larch tree, as a cure for agues and fluor albus.

The Barfchkirs employ the bulbous root of the *lilium martagon*, either raw or dried, as an article of food in winter.

On the road to Tscherno-Istotschinskoi, our author observed that the horses devoured the *veratrum album* with great eagerness. The plant was not in flower; the only effect it produced was a slight purging; this seemed the more remarkable, as it is generally supposed to prove poisonous to animals.

In the northern parts of Siberia, the *Daphne mezereum* is employed as a puke for children in cases of cough; the inhabitants rub the leaves of the plant on their cheeks in their bathing rooms in order to excite a slight degree of redness in the skin; the berries are powdered and taken as a purge; thirty berries are a common dose for an adult. The root, which is the most acrid part of the plant, is made use of in the tooth-ach.

Dr. Pallas speaks of an epidemic that sometimes prevails among horses in the province of Isetky; he ascribes it to the *furia infernalis*, a small insect that penetrates the skin. The inhabitants
of

of that province are likewise subject to a similar disease; it begins with a sensation of itching, which is succeeded by a small hard tumour, not unlike that produced by the bite of a gnat; this tumour soon grows harder and larger, and the part becoming insensible, there appears a red or bluish spot, which in a short time becomes gangrenous. On the river Irtysh, the remedies employed for the cure of this singular distemper are a lixivium of the ashes of wormwood, or a decoction of tobacco, combined with sal ammoniacum or alum.

Our author describes a new species of shrub, the *pterococcus apbyllus*, the fresh root of which, cut transversely, yields a great quantity of a clear gum resembling gum tragacanth.

Speaking of the *rhaponticum*, Dr. Pallas informs us that the best sort comes from Udinsk, where it is procured from the *rheum undulatum*, and from another species somewhat different from the latter, though nearly related to it.

The Mongal Tartars, we are told, use the dried leaves of the *saxifraga crassifolia* as a substitute for tea. The infusion has a colour and taste not unlike the worst kind of bohea tea. The fresh leaves are too bitter and styptic for this purpose.

Between Tomsk and Krasnojarsk, near the river Ki, and likewise on the river Jenisey, our author met with the smallest quadruped hitherto known. It is a species of *forex*, but not that described by Laxmann under the name of *forex minutus*; it weighs only about half a drachm, and is of a somewhat browner colour than the common *forex*.

X As an instance of the great cold that prevails in Siberia during the winter months, we are told that at Krasnojarsk, where our author wintered in 1771, the mercury in Fahrenheit's thermometer was for some time stationary at 42 degrees below 0.

These two volumes being chiefly employed on natural history, it would be foreign to the plan of our work to give a minute account of their contents, we shall therefore only add, that the reader will find in them descriptions of a great variety of new animals, birds, and plants, all which are illustrated by suitable engravings.

In the second volume Dr. Pallas has inserted the observations made by Mr. Sokolof, an ingenious young naturalist, who accompanied him in his travels, and who visited several places without our author. Mr. Sokolof's papers, besides other interesting matter, contain an account of
the

the Caspian fishery, and a description of the salt lakes at Gurjef, and of those of the province of Ifetky.

IV. *Dispensatorium Pharmaceuticum Brunsvicense, jussu principis in normam præscriptum atque ordinatum.* Brunsvici 1777, 4to. 378 pages.

THE chief merits of the work before us seem to be its containing an account of many new compositions, and its being written with great accuracy.

We learn from the preface that the authors have omitted several compositions because they are now out of fashion; this is certainly a very insufficient reason, it being well-known that nothing is more variable than the fashion and modes of medical practice. They have retained others, the efficacy of which is doubtful, or at least not generally acknowledged, such for instance are those introduced of late years by Baron Störck.

In this compilation the authors have made use of other dispensaries, particularly those of Wurtemberg, Augsburg, Paris, &c. but there are some of greater merit than these, as the *Pharmacopœia*

copœia Suecica, for instance, of which no notice seems to have been taken.

The work consists of two parts; the first is employed on the *materia pharmaceutica*, and extends through 168 pages; the second, containing the compound medicines, occupies the remainder of the volume. The former of these is compiled with great industry. To the officinal name of each article, the authors have every where added not only the systematic name employed by Linnæus, but likewise the German and French names, and the synonyma of different authors. They are likewise careful to point out the compositions of which each simple is an ingredient.

On looking over the catalogue of simples, we are pleased at meeting with the quassia, columbo, and Lopez root; but on the other hand we observe a variety of others, such as the lithospermum, monarda, colubrino, digitalis, &c. which we think had better have been omitted.

Under the head *belleborus niger* we find a very curious and interesting remark, that serves to point out the difference of this species from the *Adonis vernalis* of Linnæus, or Hellebore of Hippocrates, which it seems is frequently substituted in its stead. The characters of both plants are given as follows: “ *Radix veri Hellebori nigri*
capite

“ capite nigro, striato, avellanæ nucis magnitu-
 “ dine, plurimisque quodammodo lævibus nigrif-
 “ que fibris constat; levis ac rarioris texturæ,
 “ odoris fortis, saporisque amaricantis, nauseosi.
 “ *Hellebori* vero sic dicti *Hippocattris* (*Adonis Ver-*
 “ *nalis* Linn.) *radix*, quæ Helleboro nigro vero
 “ frequenter substituitur, habet caput exiguum,
 “ fibrasque crassiores et copiosiores, coloris exte-
 “ rius minus atrii, et interius minus albi; sed po-
 “ tius grisei, aut ex albo flavescentis; substantiæ
 “ vero longe tenacioris.” This distinction may
 serve to teach us how careful physicians ought
 to be in making experiments with plants recom-
 mended by others, and how necessary it is that
 every one who recommends a new plant to the trial
 of practitioners, should describe it with accuracy.
 The authors recommend the root of the *atropa*
mandragora Linn. as an excellent remedy for
 indurated glands, when used in the form of a
 poultice.

The second part of the work contains an im-
 mense number of good and bad formulæ, col-
 lected for the most part from different dispen-
 satories. Among the good ones we may distin-
 guish the *aqua stettinensis ad usus externos*; the
balsamum schauerianum, kept formerly as a secret,
 but now purchased of the proprietor and pub-
 lished

lished; *decoctum aperions*, prepared from equal parts of rhubarb and madder root; *elixir vitriolæ Halleri*; *decoctum ad fungos articularum Heisteri*; *decoctum strobulorum pini Hirscheli*; *infusum corticis Peruviani frigidum*.

Among the extracts we find those of *cicuta*, *hyoscyamus*, *aconitum*, *belladonna*, and *nux juglans immatura*, prepared simply from their expressed and inspissated juices. Those of *arnica*, *quassia*, *valeriana*, &c. are directed to be made by boiling the plants in water.

In their directions for preparing the *liquor vini probatorius*, the authors very properly observe, that it loses its properties when kept too long, and they caution the operator not to prepare it in a close room, on account of the suffocating smell that attends the process.

Under the title of *pilulæ purificantes*, we meet with the following formula: ℞ pulv. alterant. Edinburg. extr. fumarizæ āā ʒj. extr. centaury. min. g. guaiac. resin. guaiac. terebinth. coct. āā ʒij. M. The authors give a full and exact description of an excellent soap for internal use, which we could wish to see introduced into the shops, instead of that commonly employed.

The

The following is their formula for preparing *Eau de luce*, to which they give the name of *spiritus salis ammoniaci succinatus*. “℞. Salis
 “ tartari ℥iij. ol. succini veri ℥iss. terantur in
 “ mortar. vitreo, guttatim successive instillando
 “ spiritus vini rectificati uncias quatuor, infundan-
 “ tur in lagenam vitream, leviter obturatam. Di-
 “ gerantur per quadrantem horæ, super cineribus
 “ calidis. postea liquor supernatans provide de-
 “ cantetur et fervetur. ℞. Spiritus salis ammo-
 “ niaci cum calce viva parati ℥iſſ; instillentur
 “ liquoris antea parati guttæ sexagint, M.”

The *syrupus balsamicus*, prepared according to Hoffmann's prescription, from julep of roses, and the essence of balsam of Peru, we cannot but approve, on account of its simplicity. After this follow a variety of syrups, tinctures, and ointments: we shall here transcribe one of the latter, the *unguentum ad cancrum exulceratum Norfordii*, because in a disease, so dreadful as the cancer is, and for which we know of no remedy, every thing seems to merit a trial; “℞. Succu se-
 “ minis ricini, recens expressi, libram unam; ex-
 “ ponatur in phiala plumbea radiis solaribus
 “ tamdiu, donec olei consistentiam acquirat.
 “ Tunc immisceantur, succi hujus inspissati,
 “ uncia uni plumbi usti, mercurii albi cum
 VOL. I. N^o III. B b • “ aqua

“ aqua calcis vivæ præcipitati, ā ā scrupulnm
 “ unum. M.”

Towards the end of the volume we find a useful catalogue of officinals, with the systematic, German, and French names of each; and the work closes with a table of the prices at which the Brunswick apothecaries are obliged to vend their medicines.

Upon the whole, this publication may be said to contain many interesting articles, and may prove very useful to any future compilers of a similar work.

S E C T I O N II.

ESSAYS AND OBSERVATIONS.

- I. *An Account of a White Swelling successfully treated.* By F. Swedjar, M. D. Physician in London. Communicated by Maxwell Garthshore, M. D. F. R. S. Read March 19, 1781.

THE patient whose case I am going to relate was in perfect health, when in the month of November 1779, he was attacked in

in the night with a slight shivering, and the next morning found his knee somewhat swelled, but so slightly, that it did not prevent his going out. At his return home he sat half an hour in his parlour, and then attempted to go up stairs, but found himself unable to walk on account of the swelling of his knee, which was now greatly increased, with an acute pain he felt whenever he attempted to move the joint. He then went to bed; but the pain, instead of diminishing, increased, and continued all night so as to prevent his sleeping, obliging him to vary the position of the affected limb every four or five minutes. During all this time, however, he had not the least degree of fever.

The day following, by the advice of his physicians, leeches, fomentations of white poppy heads, and saccharum saturni were applied to the knee, but without procuring the least relief. Electricity, and a variety of other remedies that are usually prescribed in cases of this sort, were successively had recourse to for fifteen days; but during the whole of that space the pains continued with extreme violence, the patient was unable to move from his bed to the fire-side without the assistance of two per-

sons, and the tumour, instead of lessening, increased, and afforded evident marks of fluctuation within the capsular ligament. The real seat of the disease was at first exactly at the inferior part of the os femoris where the patella begins; and as the patient had experienced shiverings at times for two or three days, it was supposed to be a real suppuration, and poultices of bread and milk were applied in order to promote it. The first day they were used the pains were a little diminished; but this relief was of short duration, for they returned again the day following with the same violence as before.

The fluctuation within the joint being now evidently to be distinguished by the feel, it was agreed to open the tumour. The opinions of the medical gentlemen assembled on this occasion were different; some were for, others against the operation. While we were consulting on this matter, I ventured to propose a remedy which I remembered to have seen tried five or six years before in a swelling of the knee, attended with a fluctuation as in the present case, but without any pain, except when the joint was moved. The first knowledge I had of this remedy, was from a friend who spoke of it as being very common among the
peasant

peasants in Hungary. These people being frequently obliged to pass the night in the deserts and in the open air, are often troubled with this kind of tumour of the knee, with a similar fluctuation within the capsula exactly like a dropsy, which they soon cure by means of the remedy in question.

In the case I alluded to, and which occurred at Vienna, the patient had been visited by several of the most eminent physicians and surgeons of that city; but the complaint every day grew worse, so that at length the excessive pains the patient experienced whenever he attempted to walk, confined him to his room. In this state the Hungarian remedy was recommended. I was assured that in four days it usually cured. It was accordingly had recourse to, and with so much success, that at the end of four days the patient was sufficiently recovered to be able to walk out, and in eight days the cure was complete.

It was this same remedy I proposed to try in the present case, though the disease seemed different in its nature, symptoms, and progress. The other practitioners present readily consented to make the experiment, and in four days after the application of it, without any other external

or

or internal remedy, the patient experienced a considerable degree of relief; he began to sleep in the night, and was easier in the day-time. At the end of five days the fluctuation entirely disappeared; but there still remained an enlargement of the inner condyle of the thigh bone, and the leg was much diminished in size both above and below the tumour. The patient, likewise, now began to be troubled with violent pains in the region of the kidneys and back; but by persevering in the use of the remedy, and by a liberal use of honey internally, he was in five weeks well enough recovered to be able to walk out, though lame. By the daily use of the flesh-brush, however, the tumour of the condyle gradually disappeared, the pains of the loins went perfectly off, and he has since enjoyed the most perfect health.

It seems right to observe, that the colour of the skin was never changed, either in this case or in the one I saw at Vienna.

The prescription which proved so efficacious in these two instances is as follows :

℞. G. Ammoniac. ℥ij.

Aceti scillitic. q. s. ut fiat terendo linimentum, quod parti affectæ bis de die bene infricetur, superponendo emplastr. seq. calefactum.

℞ G. Am-

℞. G. Ammoniac. ʒj.

Acet. scill. q. s. ut fiat emplastrum quo pars affecta tegatur.

Before the ointment is rubbed in, juniper berries should be thrown upon burning charcoal or a hot iron, and the vapour arising therefrom well rubbed into the knee with a piece of flannel; after which the ointment may be used in the manner above directed.

N^o 32, Newman Street, Oxford Street.

II. *Some Observations on the Gout, from an unpublished Paper* on that Subject, by a celebrated physician lately deceased.*

THE author sets out with observing, that in the regular gout, the sharper the pain is, the shorter will be the fit. He condemns the use of wine and the high living that are so generally adopted with a view to assist nature in throwing off the gouty matter. He has sometimes

* This paper, for the heads of which we are indebted to a very respectable correspondent, seems the more interesting as it was written only a short time before the author's death, and of course may be considered as one of the latest, if not the last production of his pen on a medical subject.

sometimes seen a dose of the tinctura thebaica of use; but when frequently repeated it checked the progress of the fit, the crisis was of course less perfect, and its bad effects on the constitution soon became evident.

He likewise thinks the wrapping up the gouty limb in too much flannel hurtful; they who do so being constantly observed to recover the tone of it slowly. He observes, that a free admission of cold air would probably be equally improper. He has found a moderate warmth to be the best, such as keeps up a proper degree of action in the part without being too stimulating.

Rye meal applied in the way of poultice to the gouty limb, was a favourite application with the late Dr. Gowin Knight; but the author has seen it pernicious even in Dr. Knight's own case. He instances the case of a gentleman, one of his patients, who by flouring his stocking, repelled the gout from his foot, and threw it into his knee. A similar application had the effect of driving it back again into his foot.

He has seen compression on the foot fix a wandering gout. In his own case, upon feeling irregular gouty pains, he ordered a pair of shoes

shoes that were too tight for him to be aired, and having put them on, in less than half an hour he felt the gout in his foot.

He observes, that sudden repulsions of the gout, by external applications, produce various diseases. He once had occasion to see a genuine phthisis pulmonalis in a man of forty years of age, which evidently arose from this cause.

Speaking of Le Fevre's medicine for the gout, our author observes, that Le Fevre was so extremely cautious in the exhibition of his specific, that he placed it upon the patient's tongue himself, and took care to see them swallow it. He has made inquiry of several of Le Fevre's patients, who all agreed that it had no other taste than that of sugar.

Upon looking into the observations of a German surgeon who practised at Astrachan, and whose work our author caused to be translated into English for his own private satisfaction, he found a medicine recommended for the cure of the gout, the principal, and indeed the only active ingredient of which is white vitriol, given in the dose of one grain. Our author, therefore, very justly suspects, that Le Fevre's medicine was nothing more

VOL. I. N^o III. C c than

than white vitriol mixed with sugar, and that as this might have been easily detected, his cautious mode of proceeding may be accounted for from this circumstance.

In treating of the irregular gout, our author distinguishes the spasm and pain that are frequently produced by acrid bile, from the gout. In the bilious complaint, the pain is violent about the præcordia, and oftentimes attended with spasm of the neighbouring parts. On the other hand, in the gout, the pain is usually most acute about the tip of the cartilago ensiformis.

Our author observes, that keeping the body open will be useful; but he condemns violent evacuations of any kind in the gout. Blistering near the seat of the complaint, he thinks may be improper, both in this and in some other diseases. Thus he remarks, for instance, that when the gout affects the head, blisters will do best applied to the feet; and that in delirium in fevers the same rule will hold good, because blisters to the head may occasion too great an afflux to that part of the body.

SECTION

SECTION III.

MEDICAL AND PHILOSOPHICAL NEWS.

THE academy of sciences at Dijon have proposed the following subject for a prize of three hundred livres value: "To determine with greater precision than hath been hitherto done, the characteristic symptoms of intermittent fevers, and to point out in the clearest manner the circumstances in which febrifuge remedies may be employed with advantage, and without danger to the sick." The dissertations on this subject are to be written in French or Latin, and sent to M. Maret, secretary to the academy at Dijon, on or before the 1st of April 1782.

Hair, bones, and even complete teeth have sometimes been found in the female ovarium. Facts of this kind, though perhaps of no great practical utility, cannot fail of proving interesting to the anatomical reader; we shall therefore here mention some singular appearances that lately

C c 2 presented

presented themselves to a celebrated professor of anatomy in London, on dissecting a female subject at his lectures.—Upon opening the cavity of the abdomen, the intestines, bladder, and uterus were seen forming one diseased fleshy-like mass; the Fallopian tubes were indurated and diseased, and in a word, the whole of these parts were so much confused as not to be easily distinguishable. But the most extraordinary circumstance appeared on opening into the rectum; for a little above the sphincter were two tumours, if we may so call them, placed one immediately above the other; the largest of the two was about two inches in length, an inch in breadth, and of proportional thickness; the other was much smaller. Both were covered by the inner tunic of the intestine reflected over them, and were each of them suspended as it were by a pedicle composed of several fibrillæ. On cutting into their substance there were found a quantity of hair, and several perfect teeth, incisores, bicuspides, and molares.—Nothing is known of the history of the subject, but from certain appearances she was judged to be about thirteen years of age, and the hymen was observed to be perfect.

In

In a late *Journal de Medecine*, M. Baillet, surgeon to the Hotel Dieu at St. Vallery sur Somme, gives an account of an extraordinary misplacement of the stomach and organs of generation in a foetus that died a few minutes after its birth. At first view the most singular circumstances attending it seemed to be its having no anus, nor any appearance like the organs of generation, excepting a small hole, large enough to admit a probe; every where else the skin had the same uniform appearance as upon the back and abdomen. Under the skin where Mr. Baillet observed this perforation, the fat was an inch and a half in thickness. Our author, who had ventured to pronounce the child a female, was not a little surprized, on tracing this passage with his knife, to find that it terminated in a penis, which, with the rest of the male organs of generation, were concealed under this mass of fat.

Nothing remarkable appeared in the thorax of this child, but on examining the lower belly M. Baillet found that the oesophagus, instead of terminating in the stomach, was connected with the large intestines; after these followed the small intestines, and then the stomach, which was found

in

in the place where the rectum ought to have been, and adhering by the cardia to the coccyx.

At a late monthly meeting of the College of Physicians at Paris, M. le Clerc related a case of phthisis pulmonalis, which had come on in consequence of the sudden repulsion of a cutaneous eruption, and advanced with singular rapidity, so that the patient was in the last stage of consumption, although the cough had begun only about a fortnight before.—M. Bourdois de la Motte read the cases of several unfortunate patients who had fallen victims to an improper use of Keyser's pills, and one of the physicians to the Hotel Dieu took this occasion to remark, that at the time when these pills were the most in vogue, a great number of consumptive patients came into that hospital who owed their complaints to that remedy.

M. Gerbier, a French physician, having invented a remedy for cancers, it has been lately administered to seven patients at Paris, under the direction of M. Romilais, one of the physicians

to the Hotel Dieu. The results of these trials were, 1. That only one patient seemed to be cured. 2. That two were somewhat relieved, though far from being cured. 3. That a fourth patient who was afflicted with scurvy, as well as cancer, was much worse after taking it; his scorbutic symptoms, though very slight at first, having made a rapid progress after he took the medicine, without the cancers being at all relieved by it. 4. That two other patients died, one soon, and the other five months after taking the remedy, though without its appearing that the medicine was in any degree the cause of their death. 5. That one of the patients seemed to have fallen a victim to her courage, in persevering in the use of a remedy, which from the first produced only the most melancholy effects.

This medicine, we are told, proves violently emetic, an effect that might naturally be expected from a remedy composed chiefly of verdigrease.

M. Alphonso le Roy, physician at Paris, in a case of putrid fever, after applying blisters, and employing antiseptics and cordials to no purpose, had recourse to phosphorus; two grains of it were dissolved in a spoonful of linseed oil, mixed
with

with two ounces of water. The patient took a spoonful of this mixture every hour. In the account of this case, published in the *Gazette de Santé*, we are told, that during eight days previous to the exhibition of this remedy, the patient (a young man of twenty-four) had voided his urine involuntarily, that his pulse was sunk, the pupils of his eyes dilated, and his face and extremities cold and insensible. He began to take the phosphorus at night; the next morning his pulse was stronger, and he was in every respect better; the day following he voided his fæces and urine naturally. Six of these mixtures were given in the space of seven days, and the patient gradually recovered.—This is not the first instance of the internal use of phosphorus. Kunckel is said to have prescribed it in the form of pills, and some German physicians have gone so far as to give twelve grains of it for a dose.

The life of the celebrated Linnæus, written by Dr. Poulteney, F. R. S. Physician at Blandford, is in the press, and will speedily be published.

PROMOTIONS.

Sir Richard Jebb, Bart. M. D. F. R. S. to be physician in ordinary.—Thomas Keate, Esq; to be
be

be surgeon in ordinary; and R. Halifax Esq; to be apothecary in ordinary to the Prince of Wales. —Dr. Richard Proctor, late apothecary to the hospital in North America, to be physician to the army under Sir H. Clinton.—John Whitehead, M. D. to be physician to the London Dispensary, in the room of John Kooftray, M. D. deceased.—M. De Laffonne to be first physician to the King of France, in the room of the late M. Lieutaud.—M. Tissot, physician at Laufanne, to be professor of physic at Pavia, in Austrian Lombardy. The Emperor allows him to spend six months of the year in Switzerland.

D E A T H S.

Feb. 18.—At Milton near Sittingbourn in Kent, Mr. Isaac Grayling, surgeon and apothecary.

28.—At Annan in the county of Dumfries in Scotland, Mr. John Hall, surgeon and apothecary.

March 8.—At Derby, Mr. Thomas Brown, surgeon and apothecary.

23.—In Lawrence Pountney-lane, London, Mr. Lawrence, apothecary

24.—In Curfitor-street, Chancery-lane, Mr. James Skene, surgeon.

SECTION IV.

MONTHLY CATALOGUE.

1. **A**N affectionate Tribute to the Memory of the late Dr. John Fothergill. By *W. Hird*, M. D. 4to. London.

2. A critical Enquiry into the ancient and modern Manner of treating the Diseases of the Urethra, with an improved Method of Cure. By *Jesse Foot*, one of the company of surgeons in London, and privileged practitioner from the college at St. Peterburgh. The third edition, 8vo. London.

3. *Spécifique contre la Goutte, éprouvé et publié, par M. Emerigon, procureur du roi, en la juridiction royale, et au siege general de l'Amirauté du Bourg St. Pierre. i. e. a Specific for the Gout, tried and made public by M. Emerigon, &c.* 8vo. Paris, 48 pages.

This remedy, which it seems has long been employed by the natives of the Caribbee islands in gouty complaints, is nothing more than a strong infusion of gum guaiacum in rum; the dose is a table spoonful every morning fasting. The author, who is not a medical man, extols the
the

the efficacy of this medicine in his own case. He describes the regimen and mode of life requisite for the due operation of the medicine, and these are such as are alone sufficient to moderate, and even to prevent the most dreadful effects of the gout. His rules on this subject consist in advising the patient to use exercise, to avoid an indolent and luxurious manner of living, to drink milk two hours after the medicine, to eat sparingly at dinner, to avoid suppers, to drink Burgundy wine diluted with water, to go to bed at night, and rise at five in the morning; and lastly, to avoid cold.

The author asserts, that before he began the use of this medicine, he was subject to frequent acid eructations and other symptoms of indigestion, from all which he is now free.

The names of several persons are mentioned who have experienced the good effects of this remedy, which is likewise spoken of as a useful medicine in cholic, ulcers, sciatica, catarrhal and rheumatic complaints.

4. *Anatomicarum Annotationum Liber primus. De Nervorum Gangliis & Plexibus, auctore Antonio Scarpa in Mutinensi Archigymnasio Anatomæ & Chirurgiæ Professore, Nosocomii Militaris, & Legionum serenissimi Mutinensium*

Ducis Chirurgo Primario. 4to. Mutinæ 1779, 149 pages.

This volume is divided into four chapters; in the first the author describes the structure of ganglions; in the second he endeavours to ascertain their uses, and these he supposes to consist chiefly in collecting, mixing, and dividing the nervous fibres; in the third he treats of the use of the spinal ganglions, brachial plexuses, and other nervous plexuses of the human body; and in the last speaks very fully of the consent of parts. The work, which seems to be extremely accurate with regard to anatomical description, is illustrated by two excellent copper-plates, each of which contain several figures.

5. *Precis d'une Nouvelle Theorie sur les Maladies Chroniques, particulierement les purulentes, scorbutiques, nerveuses, dartreuses, et generalement sur toutes celles qui proviennent de la decomposition du sang.* Par *M. Bastays*, M. D. Medecin de l'hopital militaire de la Ville de l'Orient. *i. e.* An Account of a New Theory of Chronic Diseases, particularly purulent, scorbutic, nervous, cutaneous, and in general all such complaints as are occasioned by a decomposition of the blood. By *M. Bastays*, M. D. &c. 12mo. Amsterdam 1780, 345 pages.

This

This performance is not founded on facts, but seems to be merely the fruit of the author's imagination.

6. Memoire sur les moyens à employer pour s'opposer aux ravages de la Variole; par *M. Maret*, M. D. secretaire perpetuel de l'academie de Dijon. *i. e.* A discourse on the means to be employed for preventing the ravages of the Small pox. By *M. Maret*, M. D. &c. 8vo. Paris, 160 pages.

7. Experiences nouvelles sur les propriétés de l'alkali volatil fluor, par *M. Martinet*, Curé de Soulaines. *i. e.* New experiments on the properties of the volatile alkali fluor. By *M. Martinet*, Curate of Soulaines. 8vo. Paris, 1781.

8. Calendarium Medicum ad usum saluberrimæ facultatis Medicæ Parisiensis, &c. Ann. 1781. 12mo. & 4to. Paris.

9. Voyage Mineralogique fait en Hongrie et en Transylvanie, par *M. de Born*; traduit de l'Allemand, avec quelques notes, par *M. Monnet*, inspecteur general des mines de France, &c. *i. e.* Mineralogical travels through Hungary and Transylvania, by *M. de Born*, translated from the German, with notes by *M. Monnet*, inspector general of the mines in France, &c. 12mo. Paris, 1780.

10. Re-

10. *Reflexionen und Erfahrungen für Bürger, Geitlicke und junge Aerzte. i. e. Reflexions and observations for citizens, clergymen, and young physicians.* 8vo. Duffeldorp, 1780.

In this periodical paper, the author, who seems to be a physician of considerable knowledge and genius, delineates in the most striking colours the different prejudices, errors, and abuses that prevail in Germany with regard to physic. His observations on these subjects are equally applicable to many other countries. His remarks are altogether popular, without being diffuse, prejudiced, or theoretical, and are therefore very agreeable and instructive to read.

11. *Ernst. Anton. Nicolai, D. A. D. &c. Wissenschaft der Krankheiten. i. e. Pathology, by E. A. Nicolai, M. D. professor of physic in the University of Jena in Saxony.* 6th and last volume. 8vo. Halle, 758 pages.

The author has comprized his system of pathology in 6 volumes 8vo. His chief merit seems to be, that of being a good compiler. His work contains some few prejudices and erroneous opinions; but, these excepted, it may be considered as the best work of the kind extant, though the author has not brought us a
step

step farther in pathological science than we had attained twenty years ago.

12. *Abhandlungen aus der Naturgeschichte practischen Arzneykunst und Chirurgie aus den schriften der Haarlemer und anderen Holländischen Jeseßschaften. i. e. Essays and dissertations on natural history, practice of physic and surgery, extracted from the transactions of the Harlem and other learned societies in Holland, with copper-plates. 8vo. Leipfic.*

This work is intended for physicians and surgeons; all papers on mathematics, natural philosophy, &c. being omitted, and such only retained as are interesting to the medical reader. The different articles are judiciously translated and abridged. We could wish to see a similar publication in English.

13. *Traité sur les Gonorrhées. Par M. Guerin, ancien chirurgien de marine, maitre en chirurgie à Rouen. i. e. A Treatise on Gonorrhoeas, by M. Guerin, surgeon at Rouen, formerly a navy surgeon, 12mo. Paris 1780, 90 pages.*

14. *Meteorographie, ou Art d'observer d'une Maniere commode et utile les Phenomenes de l'Atmosphere, &c. avec des planches en taille-douce. i. e. Meteorography, or the Art of observing*

erving in a convenient and useful Manner the Phænomena of the Atmosphere, &c. with two copper-plates. By *M. Changeux*. 8vo. Paris, 1781, 42 pages.

15. Observations sur l'Operation Césarienne à la ligne blanche, et sur l'usage du forceps, la tete arretée au detroit superieur ; par *M.F.A. de Leurye*, professeur et demonstrateur des accouchemens aux ecoles royales de chirurgie à Paris. *i. e.* Observations on the Cæsarian Operation at the Linea Alba, and on the Use of the Forceps when the head is obstructed at the brim of the Pelvis ; by *M. F. A. de Leurye*, professor of midwifery in the royal schools of surgery at Paris. 8vo. Paris, 105 pages.




217 266
238
239
245
263

T H E
LONDON MEDICAL JOURNAL,
For A P R I L 1781.



S E C T I O N I.
B O O K S.



I. *Cases of the Angina Trachealis, with the Mode of Cure, in a Letter to William Hunter, M. D. &c. &c. By Richard Bayley, Surgeon. To which is added, a Letter from Peter Middleton, M. D. to the Author. 8vo. New York, 1781, 23 pages.*

THE disease here treated of has been distinguished by various appellations: By Dr. Home, it is called the *croup*; by Dr. Cullen, *cynanche trachealis*; by Dr. Michaelis, *angina polyposa membranacea*; by Dr. Bard, *angina suffocativa*; and by Dr. Johnston, *angina trachealis*, which is the name adopted by the author of the work before us, who informs us, that in New England it is vulgarly

VOL. I. N^o IV. E e called

called *the bladder in the throat*, and in Jersey and Pennsylvania, the *bives*.

Mr. Bayley considers it as an inflammatory disease, and is of opinion that the most desperate cases may yield to repeated bleedings *ad deliquium* from the jugulars, and the free use of tartar emetic and other evacuants, provided a large blister is applied at the same time to the larynx and aspera arteria, and the mucus filling up the ramifications of the bronchia is thrown up by the action of vomiting.

The first case that came under our author's inspection was in 1774. The patient, a fine boy four years old, well made, but subject to asthma, was observed to droop several days previous to the application of his friends for medical assistance, and in the night his indisposition and cough affected him much more severely. He was bled, a large blister was applied to the throat, and calomel and antiseptics were administered internally; the patient died, however, within thirty-six hours from the first fit of strangulation. Soon after a similar case occurred, and proved equally fatal. On dissection, the fauces were found covered with an ash-coloured mucus of very little consistence, which, by applying the smallest force, could easily

easily be removed: the pendulous palate was enlarged and livid, and the whole of the trachea lined with a membrane of a whitish colour, and of such tenacity as to require a considerable force to pull it asunder; after entering the bronchia it changed its consistence, and became a glary mucus.

Shortly after this dissection, our author was called in consultation with Dr. Van Vleck, to visit a child which had been attacked three days before with a putrid fore throat. The patient died on the seventh day. During the last stages of this disease, the child's breathing was much interrupted, and in expiration the voice was very hoarse and loud, though the face was not swollen, nor the jugulars distended. On dissection, the fauces exhibited the appearance of one continued ulcer; the tonsils were totally destroyed; the velum pendulum palati was changed to a mere suspended slough; but the larynx and trachea were free from every appearance of disease.

After reflecting on the manner of this child's death, and comparing its circumstances with the preceding cases, Mr. Bayley thought it probable that the angina trachealis had not been sufficiently investigated by practitioners, who may

have mistaken the like instances of *hoarse noise* in the *putrid sore throat*, for the louder hoarseness and *shrill voice*, which in a great measure are characteristic of the *angina trachealis*. The truth of this remark he thinks confirmed, from his having observed that those writers who have made most mention of this disease (Drs. Bard and Home excepted) have favoured us only with an opinion of its nature, without offering any corroborating proofs from dissection. The sudden death of many who have been affected with this complaint, added to the cases related by the writers just now mentioned, convinced our author that a more determined mode of treatment was requisite in a disease which appeared to be altogether inflammatory. He observes, that the sloughs in these cases are not in consequence of diseased parts, being merely a concreted mucus which may be easily removed, and when that is done the membrane beneath it is found entire. He remarks, likewise, that the hoarse sound (with ill-scented breath) which in some instances attends the ulcerous sore throat, will be found for the most part in those cases which attack with some degree of inflammation, where the tonsils are in consequence enlarged, and the pendulous palate
 much

much tumefied. In such cases there will be a considerable collection of mucus in the pharynx, pressing upon the epiglottis and rimula of the larynx, whence will arise a partial difficulty in the air's passing to and from the lungs, with a quickened respiration and red cheeks, accompanied with more or less noise.

Having acquired these ideas of the nature of the disease, our author resolved to treat it accordingly; and having been called to a child who was remarkably plethoric, short necked, and of a dark complexion, and whose difficulty of breathing, hoarse sound, and shrill voice did not admit the least doubt of the nature of the complaint, he recommended bleeding *ad deliquium*. On recovering from this state, the patient puked a great quantity of phlegm, some of it viscid, and some without consistence, but of a very offensive nature. The vomiting was encouraged with warm water, after which his breathing became less laborious; the noise accompanying it abated considerably, and his countenance changed remarkably for the better. A blister was immediately applied, large enough to cover the larynx, aspera arteria, and part of the chest; emetic tartar in doses sufficient to keep up a continued nausea was administered, and

and now and then increased, so as to excite vomiting. Calomel was given as an evacuant, and clysters to promote its operation. Within a few hours after this mode of treatment was adopted, the child began to draw his breath with apparent freedom, and by a perseverance in the antiphlogistic plan, and promoting a discharge by means of the blister, the patient recovered.

Our author succeeded in another case nearly similar to the above, and by the same methods.

From 1774 to 1779, no opportunities occurred to our author of treating this disease ; but in the mean time he had profited in his observations by dissecting several who died of the complaint, all of which confirmed his opinion of the inflammatory nature of the disease, and justified the mode of treatment he had adopted. Among others, he opened a boy of about fourteen years of age, who had lived eight days in extreme misery. In this subject, the root of the tongue, the pendulous palate and fauces, were covered with a much thicker and browner coat than usual ; but upon removing this new-formed membrane, the parts beneath it were
found

found entirely free from every appearance of disease.

In August 1779, the author was called to a child who had passed a restless night, and for a few minutes was threatened with suffocation; the next morning it was so much better as to run out into the street, though its voice was hoarse. About noon it was attacked with additional violence. It was bled *ad deliquium* from the arm; emetic tartar, a blister, and calomel were had recourse to as in the former cases, and the patient recovered.

A fourth case is related of a child two years old, who after being apparently recovered from the measles, was attacked with cough, excessive difficulty of breathing and hoarseness, accompanied with a shrill sound very distressing to every ear. When Mr. Bayley saw the patient his face was enlarged, and the jugulars greatly distended. An attempt was made to bleed the child in the arm; but as only four ounces of blood could be procured in this way, one of the jugulars was opened, and the patient bled *ad deliquium*. Emetic tartar was given in nauseating doses, and a large blister applied to the throat. The next day the child was somewhat relieved, having passed a tolerable night, but
the

the hoarseness and dyspnoea were still considerable. The patient was again bled *ad deliquium* from the jugular, a purgative was given to procure stools, and the use of the emetic tartar continued. On the succeeding day the child puked twice a thin glary matter, with some mucus, the hoarse sound was scarcely perceptible, and the cough not troublesome. From this date the symptoms grew more and more favourable, and by a continuance of the same treatment the child perfectly recovered.

Dr. Middleton, in a letter to Mr. Bayley inserted at the end of this little work, observes, that when he first came to New York in 1752, he found complaints of the throat not unfrequent; but as they were generally considered as having a putrid tendency, antiseptics were the remedies commonly employed in preference to all evacuants, except perhaps emetics. Being a stranger to the climate and its diseases, he for some time acquiesced in these notions; but it was not long before he had an opportunity of being convinced that the diseases of the throat had not been properly distinguished, and that the croup was truly of an inflammatory nature. He mentions several cases in which copious bleeding in the jugular, with the use of blisters,

blisters, and evacuants succeeded, and speaks of others that proved fatal where those remedies, especially venæsection, were neglected or objected to. In two dissections of children who died of this disease, he met with nearly the same appearances as those described by Mr. Bayley. In one, no ulcers were to be seen, or any remarkable lividity; but the glands were so much tumefied, as to have occasioned the child's death by suffocation. In the other he observed no remarkable tumefaction of the glands of the throat, no lividity, nor any appearance of an ulcer. On opening the trachea, he found it lined with a whitish circular membrane of about the thickness of very fine white paper, which adhered to the trachea by a viscid mucus underneath, by means of which there was some space between it and the trachea. The grand bronchial divisions were filled with this mucus.

Dr. Middleton concludes with remarking, that this disease is totally distinct from the malignant sore throat, and that it is not contagious as some have supposed it to be. He does not presume to say that it never is combined with the malignant sore throat; but he asserts, that of the many cases he has attended, he has

never met with a single instance where they were united.

II. *Praktische Bemerkungen über den Gebrauch der Sibirischen Schneerose in gichtkrankheiten, &c. i. e. Practical Observations on the Use of the Rhododendron Chrysanthum in Rheumatism and Gout.* By Alex. Bern. Kölpin, M. D. Professor of Physic at Alten-Stettin. 8vo. 120 pages, with a copper plate. Berlin and Stettin, 1779.

THE plant here spoken of was first described by Dr. Gmelin in his *Flora Sibirica*, under the name of *Andromeda foliis ovatis, utrinque venosis, corollis campanulatis, obliquis, longissimis*. It received its present appellation of *Rhododendron Chrysanthum* from Dr. Pallas, who observes in his travels, that the Tartars on the river Jenisey infuse the leaves of it in a large proportion of water, and use it as a kind of medicated tea, which has no sensible effect unless it is made strong, for then it affects the head; but that if a few of the branches and leaves are
boiled

boiled in water in a close vessel, a dark coloured bitter decoction is obtained, which, when taken internally, produces feverish heat, a kind of intoxication, and sometimes even stupor and loss of the senses. At the same time the patient experiences a singular pricking sensation in his limbs or other parts of his body, affected with pains or other complaints. The intoxication soon goes off, leaving behind it neither head-ach nor nausea; and in general, after taking one or two doses the patient finds his pains entirely removed. During the heat produced by the exhibition of this remedy, the patient complains of intense thirst; and if cold water is drank in this state, there ensues a violent but salutary vomiting, especially in complaints of the bowels. The Cossacks use it with great success in cases of rheumatism and painful affections of the joints.

Dr. Pallas having obligingly furnished our author with three pounds of this plant, its effects were tried in fifteen cases. The results of these experiments are fully related in the work before us; and from these it appears, that this new remedy is particularly efficacious in chronic rheumatism, and likewise in the gout; that frequently, though not always, it procures im-

mediate relief, and that when continued for some length of time it operates a complete cure.

Dr. Kölpin infused two drachms of the tops and leaves of the plant in ten ounces of water. The infusion was kept twenty-four hours in nearly a boiling heat, and then strained off. Two ounces of this medicine were given for a dose, and repeated after a few hours. In some of the cases, the proportion of the plant was increased to half an ounce. The effects of this remedy in the greater number of the patients were a vomiting and purging, with a partial sweat over the parts affected. Large doses were found to produce stupor and anxiety. In some, the pains grew worse soon after taking the medicine; but this effect was in general soon followed by a more remarkable relief.

From his different experiments and observations on this subject, our author is inclined to think, that in a gouty paroxysm combined with fever, or in acute rheumatism, this medicine ought to be prescribed with great caution. He supposes it to act immediately on the nervous system, and remarks that, in all the cases, instead of quickening the pulse, it immediately rendered it weaker and slower. The puking
and

and purging which this remedy so often excited in arthritic patients, even when they had drank nothing after it, are considered by Dr. Kölpin as tending to confirm the opinion of some physicians, that the cause of the gout is to be sought for in the primæ viæ, or at least, that those parts are particularly affected in that disease.

In one case of venereal rheumatism the pains were relieved by this remedy; and Dr. Kölpin even thinks that it might perhaps contribute to the radical cure of that disorder.

Most of the patients complained of a sensation of heat and constriction in the fauces, after taking the medicine; a proof this that the plant possesses some acrimony, though of a volatile nature, as these sensations soon go off.

In robust persons, we are told, that this remedy operates quickly and with violence; but that on the other hand in weakly and emaciated patients, or in old subjects, its effects are slow and inconsiderable; so that in some cases our author has found it exert its effects not till several days after it had been taken, and from this circumstance he is led to caution the practitioner not to be too hasty in augmenting the dose.

Dr,

Dr. Kölpin observes, that violent passions of the mind constantly hinder the salutary effects of the medicine. He adds likewise, that the same dose does not always produce the same effect, even in the same patient. When we have reason to suspect a foulness of the primæ viæ, he advises us to obviate this complaint by gentle purgatives, previous to the exhibition of the remedy in question.

In a case of Ischias the Rhododendron, though continued for some length of time, did not completely remove the complaint; but it was afterwards cured by the application of a blister according to Cotunnus's method.

In gouty, or perhaps what might rather be called rheumatic pains of the teeth, a decoction of the plant was repeatedly applied externally with the desired effect.

These are the principal results of Dr. Kölpin's experiments, which seem to have been conducted with accuracy and judgment, and of course entitle the Rhododendron Chrysanthum to the notice of the medical practitioner. On the other hand it may be observed, that the trials made with this remedy by Dr. Home, and mentioned in our Journal for January (page 10) were very different in their events from those related

related in the work before us. It must therefore be left to future experience to determine which of the two writers is right in his conclusions on this subject.

III. *Vermischte Chirurgische Schriften, herausgegeben von Johann. Leberecht Schmucker, Königl. Preussischen ersten General Chirurgus von der Armee, Director der Chirurgischen Kriegslazarette und Mitglied der Kais. Acad. der Naturforscher. i. e. Miscellaneous Surgical Essays published by John Leberecht Schmucker, First Surgeon General of the Army, and Director of all the Military Hospitals in Prussia, &c. 8vo. Berlin. vol. 1. 352 Pages, with Copper Plates.*

WE have here a valuable collection of original surgical essays, some of them the productions of the editor himself, and all of them vouchéd by him as authentic; we shall review them in the order in which they are published.

I. *On the Amputation of Extremities*, by Mr. Schmucker.—The author begins with a short history of this operation, shewing how cruel and defective it was formerly, and how mild and how much improved it is at present. He does not,
like

like M. Bilguer, reject amputation entirely, but recommends it in many cases.

The first case in which he advises it, is in that of a frozen limb become gangrenous from a too sudden application of heat. In cases of this sort, we are told, that the mortification spreads with so much rapidity, that scarifications, and all other remedies, are incapable of restoring the lost feeling, so that the patient has no chance of life but from amputation. In such situations, however, we think the knife ought not to be used too precipitately : we should wait to see whether nature will not with less danger, though perhaps more slowly effect what we intended to do more speedily, but with infinitely greater risk to the patient.

Speaking of mortifications from internal causes, Mr. Schmucker observes, that we ought not to amputate till the gangrene has fixed its limits, and there is no possibility of saving the limb, and that it should then not be deferred. But here too, in our opinion, the surgeon should wait to see whether nature will not throw off the mortified part.

He thinks that caries arising from internal causes, and not yielding to milder remedies, requires amputation, the complaint being in general,

ral local, and not always accompanied with a vitiated state of the habit, as some have supposed. He describes several cases in which the operation succeeded. In one of these there was a caries of the foot, which came on after venæsection, though no tendon or nerve seemed to have been wounded by the lancet. For the space of two years the patient suffered most excruciating pain, and a variety of remedies having proved ineffectual, amputation was had recourse to and she recovered. In another similar case that seemed to take its rise from a slight contusion, the amputation proved successful, although the patient was already much reduced by a hectic fever.

In treating of wounds and contusions of the extremities, our author has attempted to ascertain from his own experience the cases that require amputation.

He observes, that violent contusions of the toe soon terminate in gangrene; that gun-shot wounds of the tarsus are always dangerous; but that if a small ball passes through this part, the danger is much less than if it remains in it, because in the latter case the usual consequences are violent inflammation, locked jaw, and gangrene; the ball changes its shape, and being extremely difficult to extract, amputation becomes the only

remedy that can save the patient. The os calcis, he says, may be shot through without any great danger, but if the tarsus, together with the articulation and one or both *malleoli* are injured by a cannon ball, and the tendons and ligaments lacerated; or if the knee joint is wounded in a similar manner, amputation becomes absolutely necessary in each of these cases.

Mr. Schmucker observes, that gun-shot wounds of the tibia, the fore-arm, and even the arm, seldom require amputation, the bones of these parts being so situated, that the splintered portions of the bone may be easily removed. He speaks of wounds of the os femoris as the most dangerous of any, on account of the hardness and fragility of this bone, and its being easily splintered, as well as the injury usually done to several large arteries. If the wound is only a little above the knee, where there are but few muscles, he thinks the necessity for amputation will be less pressing than if the wound is higher up in the thigh. When the neck and condyles of the os femoris are wounded, he thinks there remains but little chance for the patient's recovery, as the amputation of the thigh at the articulation is so dreadful, difficult, and dangerous, that it never can succeed. This opinion, however,

ever, seems to be not well founded. An account has lately been published in the Edinburgh Medical Commentaries of this operation, as performed at Northampton, from which it appears, that the death of the patient on the 18th day after the amputation was owing to the previously diseased state of the parts, rather than to any immediate effects of the operation; and Mr. Kerr, the author of the paper in question, is so much convinced of the expediency of the operation in certain cases, that "in such," he says, "he shall not hesitate to perform it when they occur."

Mr. Schmucker observes, that wounds of the carpus and metacarpus seldom require amputation, because we are here able to make the necessary openings with ease; but that when the contusion is very considerable, and the tendons and ligaments are much lacerated, the operation becomes necessary.

He is averse to performing the operation in the articulation of the knee, cubitus, or carpus, because the stumps can never be covered with flesh, and aponeurotic and membranous parts do not readily suppurate.

In amputating the fingers or toes, he constantly makes use of a bistoury, and separates them at the joints, taking care to saw off the cartilages

of the phalanges, because they exfoliate with difficulty, and retard the cure several weeks.

His method of preventing hæmorrhage after amputation, is by applying dossils of fine lint, of the thickness of half an inch, to the mouths of the vessels, and the constant pressure of a hand on the stump during at least four-and-twenty hours. He does not trust to this method, however, for securing the femoral artery, but prefers the ligature for that purpose. He tells us, he has often seen the dossil of lint fall off at the first dressing, and yet no hæmorrhage has followed.

In amputations he applies a narrow riband round the limb, above the incision, and cuts through the integuments and muscles with a single incision, a mode of operating by-the-bye, that is now pretty generally and deservedly exploded. The knife he recommends is slightly curved, and smaller than that commonly used. Instead of Gooch's retractor, he uses a piece of parchment, eighteen inches long, and six broad, for the purpose of drawing back the muscular flesh, while he saws through the bone. The stump being covered with lint, the integuments are drawn downwards and secured by slips of sticking-plaster, after which the whole is covered with

with a hog's bladder, which he prefers to the cap commonly employed, as it will serve to prevent slight hæmorrhages. He applies his bandage, after the manner of M. Louis, from above downwards.

II. *An Historico-practical Essay on the medical Use of Leeches*, by the same.—This paper is illustrated by a coloured engraving of the *hirudo medica*, of which an exact description is given. We are told, that it should be taken from pure limpid rivers that have a sandy bed, as the leeches caught in stagnant waters occasion swelling and inflammation. In general, those which have been the most recently taken bite the quickest.

Our author speaks of their salutary effects in ophthalmia, after repeated venæsections had proved ineffectual. In a violent cephalalgia, owing to an increased determination to the head, he has seen ten or twelve leeches applied to the temples, procure an almost immediate relief. He assures us, that an inflammatory sore throat, attended with very difficult deglutition and breathing, will oftentimes yield to sixteen or twenty leeches applied to the throat and behind the ears, more speedily and with greater certainty than to repeated bleedings. In the tooth-
ach,

ach, when not owing to a caries, he has found leeches applied to the gums extremely serviceable.

He asserts, that in a pleurisy twelve leeches applied to the side affected, will prove more efficacious than a blister. He has seen hæmoptysis, from obstructed hæmorrhoids or menses, stopped by applying leeches to the anus; and in the generality of cases, they have been the means of restoring the latter evacuation.

In the piles their use is well known; but Mr. Schmucker observes, that in such cases they are serviceable only where the swelling is not larger than a hazel nut. To prevent a return of the tumour, he recommends the application of cold water to the part, or a cold glyster morning and evening when the swelling is internal. When the tumour is of considerable bulk, and its membranes of course are much thickened, he finds them of no use.

In retention of urine he has often experienced the good effects of six leeches applied to the perinæum; and we are farther told, that four of them applied to the end of the finger in a beginning paronychia, generally remove the complaint.

III. *A Description of a very simple Machine for
Fractures*

Fractures of the Os Femoris, by J. A. Theden, Surgeon-General to the Prussian Army.—The machine here described, and of which an engraving is added, differs but little from the splints that are now generally used in fractures of the thigh in this country. It consists of two splints, the outermost of which is perforated at each end, where it presses on the great trochanter of the os femoris, and on the eminences of the knee; and the inner splint is broad at its upper extremity, and formed into a crescent, to prevent it from pressing on the pubis and os ischium.

IV. *On the Use of Assafœtida in carious Ulcers, by Mr. Block.* The author having tried madder-root without effect in cases of this sort, had recourse to assafœtida; a medicine, the efficacy of which has lately been extolled by Mr. Theden, in obstructions of the abdominal viscera. Mr. Block mixes an ounce of assafœtida with half an ounce of *concha preparata*, and half a drachm of camphor; and of this powder he prescribes from a scruple to half a drachm twice a day. Externally he applies only dry lint. Four cases are related in which it had proved serviceable, by changing the ichorous discharge from the sore into a laudable pus.

We

We have had occasion to notice a similar effect from myrrh.

V. *On Herpes, Melancholia, and Palsy, by Mr. Evers.*—These observations were made in a marshy country, where the herpes, we are told, is a very common complaint; and seems to be generally owing to a disease of the liver, or to obstructions of the mesenteric glands. Sometimes, however, the author has had reason to ascribe them to obstructed evacuations, or to a scorbutic or venereal acrimony. The greater number of the patients whom he has had occasion to see labouring under obstinate herpes, were pale, yellow, and emaciated. In one case, the *pilul. scill. c.* of the *Pharm. Edin.* with occasional purgatives, effected a cure; in another, the disease yielded to the use of Plumer's pill; in a third, our author succeeded by prescribing Seltzer water, a milk diet, and sixty drops of the essence of white pimpernel every evening; and in a fourth, the complaint was relieved by sixty drops of the acid of salt, taken for some time four times a day.

In melancholia, when the patient's costiveness, the fulness of the abdomen, and a small, slow pulse seemed to indicate that obstructions in the belly were the cause of the disorder, our author

gave

gave the belladonna with success. Five grains of the leaves of the plant were administered every morning; combined with an equal quantity of rhubarb, and occasionally the patient took a purgative medicine. In the greater number of cases, the cure was effected by these means in five weeks.

In paralytic affections, when the patients were pale and emaciated, complained of costiveness and had a slow pulse, our author, after slightly purging them, gave the same medicine, the belladonna, increasing the dose of it by degrees to ten grains daily, and combining it, as in melancholia, with rhubarb.

VI. *An Account of a Suppuration of the Omentum*, by M. Bingers.—The disease here described was occasioned by a contusion on the gastric region. The violent pain, of which the patient complained at first, gradually went off, but he still continued to feel an obtuse pain, which after some time was accompanied with loss of appetite, disturbed sleep, and frequent vomiting. These symptoms continued during a whole year, when a tumour began to form, which at length suppurated, and afforded a considerable discharge of pus, intermixed with portions of the omentum. The wound healed in about

six weeks, and left no other complaint but a hernia.

VII. *Of a Wound happily healed, by the same.*—In this case, the patient was wounded by a sword which passed transversely through the abdomen, from near the vertebræ lumborum to the left side of the navel. The fæces were discharged through both wounds in such quantity, that the natural evacuation by the anus was for some time entirely suspended. In this state the wounds were kept open, clysters were frequently thrown up, and the patient was confined to a light liquid diet. By these means the discharge of fæces through the wounds gradually lessened, and they were at length wholly evacuated at the anus, so that at the end of six weeks the patient was perfectly recovered.

VIII. *On the internal Use of Lime Water and Soap in a Case of Calculus, by the same.*—In the case here related, the patient took ten ounces of lime water and a drachm of soap twice a day, and at the end of a fortnight, the symptoms, which were at first very violent, entirely ceased. The stone made its way into the urethra, from whence our author extracted it. He supposes that it was lessened by the solvent powers of the remedy; but we are by no means convinced that

that this idea is well founded. He adds, that in nephritic complaints in children he has often used this medicine with success.

IX. *An Instance of the Intestines being perforated by Worms*, by the same.—In this case the patient was attacked with symptoms of fever, and a painful swelling appeared near the pubis, which, at length suppurated. A considerable quantity of pus and four lumbrici were discharged by this abscess, which healed without difficulty.

X. *Of a Tumour near the Rectum*, by the same.—The tumour here spoken of, after remaining indolent during six years, at length became painful and suppurated. On dilating the abscess, a stone was discovered of the size and shape of a cherry-stone, contained within a hard cyst, which was removed by the knife.

XI. *Of the Cure of a Venereal Fistula Urinaria*, by the same.—Four cases of this kind are related. In one of these Mr. Bingers succeeded, by introducing bougies into the urethra, and applying compresses to the opening in the perinæum. In another case, which was occasioned by an ill-treated gonorrhœa, he dilated the opening in the perinæum, drew the lips of the wound together by means of sticking-plaster, and in seven

days the cure was completed. In a third case, attended with considerable indurations, bougies introduced into the urethra excited a suppuration, and by that means removed the hardness. Compresses were applied externally, as in the former case, and the patient obtained a cure. In a fourth case, he met with more difficulty. The exterior opening was very small, but internally there was a large sac extending from the anus to the scrotum, and the urine by remaining in this bag had by its irritation occasioned a fistula that extended to the penis. Dilatation of the orifice, and even deeper incisions, compresses, and bougies, all proved equally inefficacious; but at length by introducing a catheter into the urethra, and the patient's wearing it constantly, a cure was effected.

XII. *Of a fleshy Excrescence in the Rectum*, by the same.—In this case, the patient was much emaciated by a long continued and profuse evacuation of bloody water by stool, a *prociencia recti* at length took place, and a fleshy excrescence of a dark red colour, and of the size of a man's fist, was found adhering to the intestine by a short thick pedicle: it bled much, and occasioned violent pains and spasms in the abdomen. It being found impossible to remove it all
at

at once, it was brought away in detached portions, and all the bad symptoms disappeared; but soon after, a second excrescence, similar to the former one, protruded at the rectum, and being removed by ligature, the patient was completely cured.

XIII. *Case of a cancerous Testicle*, by the same.

—The testicle here spoken of was enlarged to the size of a man's fist, and was accompanied with several cancerous excrescences and a fistulous opening that afforded a putrid ichorous discharge. Our author extirpated it with success, although the spermatic chord was thickened to the size of the thumb, even beyond the abdominal ring. The chord was divided, and a ligature passed round it below the ring.

XIV. *On the Use of cold Water in Wounds of the Joints*, by the same. Two wounds into the cavity of the knee-joint, one by a sword, and the other by a piece of glass, were both healed without any alarming symptom by the external application of cold water. In both cases the lips of the wounds were drawn together, and covered by emplastrum adhæsivum, blood was drawn from the arm, and compresses dipped in cold water were applied to the knee, and renewed as often as they

they began to grow warm, till the cure was completed.

[*To be continued.*]

IV. *An Essay on the Theory and Practice of Medical Electricity.* By Tiberius Cavallo, F. R. S. 8vo. London, 1780. 112 pages, with a copper-plate.

THE medical application of electricity, as it was practised till very lately, and as it is still used by many practitioners, was attended with two inconveniences; the first was the administration of strong shocks, which terrified many a patient, and the second was a long continuance of the application, which was tiresome both for the patient and practitioner. But it has lately been observed, that strong shocks and strong sparks are not only useless, but even hurtful in a variety of cases; and that so far from a long continuance of electrification being necessary, the application of that power for three or four minutes a day, is in general sufficient.

As

As this improved method of applying electricity is at present confined to a few practitioners, Mr. Cavallo was induced to compile the essay before us, in order to make it generally known.

The work is divided into three parts. The first of these is allotted to *the theory of medical electricity*, and is prefaced by a concise view of its history. Our author very properly observes, that a better acquaintance with electricity than philosophers had about thirty or forty years ago, and a less faith in the accounts of the generality of those persons, whose interest it is to promote the use of electricity in physic, has pointed out the real effects of that power upon the human body, in various circumstances, and has shewn how far we may confide in it; establishing upon indisputable facts, that electricity is neither that admirable panacea, as it was considered by some fanatical and interested persons, nor so useless an application as others have asserted; but that when properly managed, it is an harmless remedy, which is sometimes of singular efficacy.

Mr. Lovet is spoken of by our author as the first writer who contended that the shocks to be used in medical electricity should be very small. Before the publication of his essay, entitled *Subtil Medium proved*, strong shocks, or at least very
pungent

pungent sparks, were thought necessary to stimulate any diseased part of the human body; but at present it is very reasonably established upon experience, that the greatest electric powers which can be applied with good expectations, are exceedingly small shocks and moderate sparks, administered by means of a wooden point, as it is commonly called, or merely by a metallic point, so that the person electrified feels only a gentle wind upon that part of the body towards which the point is directed.

It has been confidently affirmed by some philosophers, that electrization increases the number of pulsations about one-sixth; so that if the pulse of a person naturally beats eighty times in a minute, it will, after being electrized for a few minutes, beat about ninety-four times in the same space of time. Others have said that the increase of pulsations is more than a sixth; and some persons have even asserted that the pulse is not at all increased. In the Memoirs of the Academy at Berlin, for 1772, M. Gerhard observes, that electrization sometimes quickens the pulse so much as to double the number of pulsations; and sometimes retards it considerably. It has also been asserted, that positive electricity accelerates the pulse; and that on the
con-

contrary, negative electricity retards it. But experience authorizes our author to say, that this effect varies considerably, according to the degree of electrization, and principally according to the natural disposition of the person tried, and the degree of apprehension with which he subjects himself to be electrified; but that in general, either positive or negative electrization, increases the number of pulsations about one-sixth. He supposes that the effects usually observed upon the body when electrized, are owing to the irritation or dilatation occasioned by the action of the electric fluid.

In the second part of his work, Mr. Cavallo gives directions for the practical application of electricity for the cure of various diseases. For this purpose he recommends large machines, and for this reason, that when the stream is used, which has lately been found to be more efficacious than shocks, then a small machine will be altogether useless. He observes, that the largest machines will not be found to afford a stream too strong for medical purposes; but that the useful ones, which do not require a great labour to be put in motion, and may furnish a sufficiently dense stream, should have the glass globe, or cylinder, at least nine inches in diameter, which,

with a proportionate conductor, may usually give sparks about three inches long.

Our author considers it as immaterial with respect to medical electricity, whether the rubber of these machines stands upon a glass pillar or not.

He observes, that the power of electricity should be so regulated, as to apply every degree of it with facility and readiness; beginning with a stream issuing out of a metal point, next using a wooden point, then small sparks, stronger sparks, and lastly, small shocks.

Our author remarks that it is impossible to prescribe the exact degree of electrization that must be used for various disorders; persons of different constitutions, though afflicted with the very same disease, requiring different degrees of electrization. Some are so delicate and irritable, that the smallest sparks give them as much pain as shocks do to others; while, on the contrary, some people can suffer pretty severe shocks without positive pain; and Mr. Cavallo has heard of persons who were insensible of any electric power even from shocks of considerable strength.

He observes, that the operator should always use the smallest degree of electric power that is sufficient for the purpose; and the degree of elec-

electrization administered should never exceed that which the patient can conveniently suffer, experience shewing, that when the application of any degree of electricity is very disagreeable to the patients, they very seldom mend.

We are told that the instruments, which besides the electrical machine and its prime conductor, are necessary for the administration of medical electricity, may be reduced to three; viz. an electric jar, with Mr. Lane's electrometer; an insulated chair, or an insulated stool, upon which a common chair may be occasionally set, and the *directors*. Each of the latter of these instruments consists of a knobbed brass wire, cemented to a glass handle by means of a brass cap. The manner of using them is by taking hold of the extremities of their brass handles, and bringing their balls into contact with the extremities of that part of the body of the patient, through which we desire to send the shock. When more proper instruments cannot be had, directors may be made by sticking large pins upon sticks of sealing-wax. The surface of the jar, which is coated with tinfoil, is directed to be about four inches in diameter, and six inches high, which is equal to about seventy-three square inches.

Mr. Cavallo observes, that when shocks are administered, it is immaterial whether the patient stands upon the ground, upon the insulating stool, or in any other situation whatever, and that it is not always necessary to remove the cloaths from the part that is to be electrified; for unless they are too many and too thick, the shocks will go through them very easily, especially if the knobs of the directors be pressed a little upon the part.

Besides the directors just now mentioned, there is another kind described by our author which differs from the former one in having its wire bent, and in terminating in a point, to which is affixed a piece of wood about an inch, or an inch and a half long, pointed at one end, though not very sharp, and having a hole at the other. The operator is advised to have by him several such wooden pieces of different length and thickness, that he may shift them according as circumstances may require. We are informed, that the wood used for this purpose should be rather of a soft kind than hard, as box wood and *lignum vitæ* are.

In order to throw the electric fluid with a director of this kind, a wire proceeding from the prime conductor is to be fastened to the
wire

wire of the director, which the operator must hold by the extremity of the glass handle, and manage so as to keep the wooden point at about one or two inches distant from the patient's body. Mr. Cavallo observes, that the electric fluid issuing from the wooden point has a power which is intermediate between that of the stream proceeding from a metal point, and the power of the sparks; but yet it is in general the most efficacious method of electrization, and therefore no pains should be spared in order to administer it in the best possible manner.

Gentle as this method of electrifying may appear, our author assures us, that it will nevertheless be found too strong for some persons, especially when used for open sores upon delicate parts; in which cases the wooden point must be removed, and the electric fluid simply thrown from the metal point of the director, which must now be kept at a greater distance than when the wooden piece was upon it. The electric fluid issuing out of this pointed wire of the director occasions only a gentle wind upon the part towards which it is directed.—It might naturally be suspected that so gentle, and nearly insensible a treatment, could hardly be of any efficacy; but the author affirms, that this mode
of

of electrization, viz. the throwing the fluid with a metal point, has often mitigated pains, and cured obstinate and dangerous diseases, which could not be removed by any other remedy. He informs us, that in general this treatment proved as efficacious to persons of delicate nervous constitutions as the other, or the throwing the fluid with a wooden point, does to those of ordinary constitutions. We are farther told, that in several cases, especially of open sores, the electric fluid issuing out of a wooden point has constantly increased the pain, and even enlarged the sore; whereas the fluid issuing out of the metal point has effectually diminished both.

The author observes, that the stream issuing out of a wooden point may be directed towards the eyes of the patient, without any apprehension of hurting him; but he allows there may be some cases, though he has seldom heard of any, in which this treatment may be thought to be too strong, and in such the metal point only may be used.

Amongst other methods of electrifying a diseased part of the body, Mr. Cavallo describes that of drawing sparks through flannel, which he tells us has proved singularly beneficial in cases

cases of palsy, rheumatism, coldness of any particular part, &c. It is performed by placing the patient on the insulating stool, so that he may communicate with the prime conductor, and then a dry and warm flannel is spread over the naked part that is to be electrified, and sparks are drawn through it by means of a director.

The author concludes this part of his work with some general rules for practice. He begins by advising the practitioner to employ the smallest force of electricity that is sufficient to remove or alleviate any disorder. He observes, that in judging of cases proper to be electrified, experience shews, that in general all kinds of obstructions, whether of motion, of circulation, or of secretion, are very often cured or relieved by electricity; but that it has seldom entirely removed diseases of long standing, although it generally relieves the patient in such cases. He cautions us not to give shocks to pregnant women, and observes, that in cases of gathering tumours, the best method is to draw the fluid by means of a wooden point, or if that proves painful, by means of a metal point. In palsies and rheumatism, small sparks, and also very small shocks are recommended. Mr. Cavallo allows,

allows, that stronger shocks may be sometimes, though seldom, administered for a violent tooth-ach, and for some internal spasm of no long standing. In cases of muscular contraction, he advises us to electrify not only those muscles which are supposed to be contracted, but likewise their antagonists.

He observes, that when the stream of electric fluid is thrown either with a wooden or metallic point, the length of the operation should be from three to ten minutes; that when shocks are administered, their greatest number should not exceed a dozen or fourteen, except when they are to be given to the whole body in different directions; and that the number of sparks, when they are used, may generally exceed the number of shocks mentioned above.

His last rule relates to the electrization of children upon the insulating chair. He observes, that as it is difficult to let them stay without motion, the most convenient method is, to let another person sit in the insulating chair, and hold the child whilst the operator is electrifying him.

In the third part of the work we find an estimate of the effects of electricity, applied as a remedy for various disorders. We are told that

that rheumatism, even of long standing, is relieved, and generally quite cured, by only drawing the electric fluid with a wooden point from the part, or by drawing sparks through flannel. The operation is to be continued for about four or five minutes, and repeated once or twice every day. In cases of deafness, it is sometimes necessary to send very small shocks (for instance, of one thirtieth of an inch) from one ear to the other. The author has constantly observed, that whenever the ear is electrified, the discharge of the wax is considerably promoted.— The tooth-ach, occasioned by cold, rheumatism, or inflammation, is generally relieved; but when the body of the tooth is affected, the disease is frequently increased by electricity.

Swellings in general, not excepting even white swellings, are said to have been cured by drawing the electric fluid with a wooden point for three or four minutes every day. The same method, we are told, is equally efficacious in inflammations of every sort. In ophthalmia, the eye is directed to be kept open, and care is to be taken not to bring the wooden point very near it, for fear of causing any spark. Sometimes it is sufficient to throw the fluid with a

metal point; for in these cases, too great an irritation should always be avoided. After throwing the fluid for half a minute, a short time is to be allowed to the patient to rest and wipe away his tears, which generally flow very copiously; the operation is then to be continued again for another half minute, and repeated in this manner four or five times a day.

Our author acknowledges, that the gutta serena, though it has sometimes been cured by, has often resisted electricity. The method he recommends in cases of this sort, is to draw the electric fluid with the wooden point for a short time, and then to send half a dozen very small shocks from the back part of the head to the forehead. He speaks of an opacity of the vitreous humour, that was perfectly cured by electricity.

In cases of fistula lachrymalis, electricity is said to have had the best effects. Palsies are seldom perfectly cured by it, especially when they are of long standing; but they are generally relieved to a certain degree. In these cases, we are advised to use the wooden point, or to draw sparks through flannel for about five minutes every day.

In

In ulcers or open sores, the gentlest electrization with a wooden or even a metal point is to be used, and only for three or four minutes a day. It seldom fails, we are told, to lessen the inflammation, and promote the healing of the sore.

Cutaneous eruptions, according to our author, have been successfully treated with electrization: but in such cases it is to be observed, that the wooden point must be kept at least six inches from the part; for if the irritation is too great, the eruption will spread instead of diminishing. An immediate warmth about the part is a sure sign that the electrization is properly administered.

Mr. Cavallo informs us, that the disease commonly called *St. Vitus's Dance*, has frequently been cured by drawing sparks and giving gentle shocks; that scrophulous tumours, when they are just beginning, are generally cured by drawing the electric fluid from the part; and that in cancers, the pains are alleviated by the same means. But he acknowledges, that he has seen only one case of cancer where the tumour was much reduced in size by electricity; and indeed we suspect, that the accounts given of cures in

this deplorable disease, have been but too often exaggerated.

Our author speaks of the good effects of electricity in beginning abscesses, in sciatica, and even in incipient pulmonary inflammation. In nervous head-aches, the electric fluid is directed to be thrown with a wooden point all round the head successively.

Although electricity has never been of use in advanced dropsy, yet we are assured that it has often proved serviceable in that disease when just beginning. The author even recommends it in gout, which he says has in various instances been cured by it. He likewise speaks of it as an effectual cure for agues; and in suppression of the menses, extols it as a speedy and successful method of cure. In this latter case, small shocks are to be sent through the pelvis, and sparks drawn through the cloaths.

In the venereal disease, electrization has been generally forbidden; having usually increased the pains and other symptoms. Our author ascribes this prohibition to its having been improperly administered; and contends, that a very gentle electrization has been found particularly beneficial in various cases of venereal affection,

affection, even when the disease has been of long standing.

Mr. Cavallo concludes this part of his work with an account of ten cases in which electricity was successfully administered. The first is a case of violent ophthalmia, communicated to him by Mr. Partington. The disorder had resisted a variety of remedies for upwards of two months, and was accompanied with excruciating pains. The pupil of the eye was so nearly closed, that scarce any of it could be seen. After the patient had been electrified every day for a fortnight, the inflammation was quite subsided; and at the end of five weeks, the pupil was completely dilated.

The two next cases, one of an erysipelas, and the other of a fistula lachrymalis, are copied from Mr. Lovett's *Electricity rendered useful*; the fourth is the case of Mr. Ferguson, who was cured of a sore throat by electricity, and is taken from his *Introduction to electricity*. The fifth and sixth are cases of suppressed menses, from a pamphlet lately published by Mr. Birch. Case the seventh contains Mr. Partington's account of a cure of muscular contraction by electricity, first printed in the *Phil. Trans.* Vol. LXVIII. Case the eighth is extracted from
Vol.

Vol. LXIX. of the same work, and contains Dr. A. Fothergill's account of a cure of the St. Vitus's dance by electricity. Case the ninth contains Dr. Hart's account of the bad effects of electricity in a paralytic affection, from the *Phil. Transf.* Vol. XLVIII. and the tenth is a case of muscular rigidity, successfully treated by Dr. Watson, F. R. S.

In an appendix to the work our author relates a few experiments, made with a view to shew the effects of the electric fluid upon the human body.

We have given a pretty full account of this work, because we think the subject of it interesting, and the author seems to have treated it in a judicious manner. We think it necessary, however, to make some allowance for Mr. Cavallo's zeal as an electrician. Not being a medical man, it seems likely that in his view of a favourite remedy he has overlooked the effects of other methods that were probably employed along with it in dropsy, gout, and a variety of other diseases, which he considers as being curable by electricity. We sincerely hope that his publication may be the means of drawing the attention of medical practitioners to this subject, so that we may be enabled fully to ascertain

certain the degree of confidence electricity merits in the cure of diseases.

V. Henrici Josephi Collin, *Sacr. Cæsareo Reg. Apost. Majest. Regimin. infer. Austr. Consiliarii, et Nosocom. Pazmanniani Physici Ordinarii, Hollandicæ Scientiarum Academiæ, quæ Harlemi est, Membri, Lactucæ Sylvestris contra Hydropem Vires, sive observationum circa morbos acutos et Chronicos factarum. Pars vi. 8vo. Viennæ 1780. pag. 66. Cum tabulâ Æn.*

THE plant recommended in this work as a remedy for dropsy, is the *Lactuca Virosa* of Linnæus, or what in this country is vulgarly called *strong scented wild Lettuce*. It is a very common plant in hedges, &c. and flowers in August. It abounds with an acrid, bitter, milky juice, the smell of which resembles that of opium. We are cautioned not to confound it with the *fouchus oleraceus*, or *common sow thistle*, which it resembles in the colour of its flowers, which are yellow, and in the shape of its leaves, which are large and indented with a spinous rib.

Our

Our author recommends an extract of this plant prepared from its expressed juice, which, after being kept in a cellar, or any other cool place, for four-and-twenty-hours, to prevent its fermenting, is to be strained through a cloth, and clarified with a sufficient quantity of the whites of eggs, after which it is to be again filtered through a flannel bag, and boiled gently till about half of it has evaporated. It is then to be removed from the fire, clarified a second time as before, and after being again filtered, is to be placed over a gentle fire till it has acquired the consistence of an extract. Dr. Collin advises us to gather the plant while in flower, as its virtues are then in the greatest perfection.

Twenty-four cases of dropsy are related, all of which are said to have been cured by the use of this medicine, one only excepted, which proved fatal, but not without the patient's having experienced the use of the extract. In this case, upon dissection, the cavities of the thorax were found full of water, the left lobe of the lungs abounded with hard tubercles, three of which were as large as walnuts; the liver was indurated; the gall-bladder empty; the spleen of three times its usual bulk; the whole of the pancreas schirrous; the colon greatly distended; and the kidneys uncommonly soft.

In

In dropfical cafes, when the difeafe was owing to a general laxity of the folids, our author found that much fmallcr dofes of the extract were neceffary than in dropfies of long ftanding, originating from vifceral obftructions. In the former he gave from eighteen grains to half a drachm a day of the extract; in the latter, he prefcribed from one to three drachms in the fame fpace of time. He obferves, that in moft of the cafes he began with fmall dofes. He has constantly found it a mild remedy, perfectly agreeable to the ftomach. In general it leffened, or altogether extinguifhed the thirft of which the patients had complained before they began to take the extract.

It commonly kept the body open; but without exciting a purging. It feldom failed to promote a copious difcharge of urine, and likewise to act at the fame time as a mild diaphoretic.

All the patients were allowed to drink freely of diluting liquors, while they were taking the extract.

SECTION II.

ESSAYS AND OBSERVATIONS.

- I. *An Account of a Dropsy cured by Blue Vitriol.*
 By William Wright, M. D. Fellow of the Royal
 College of Physicians at Edinburgh, and of the
 Royal Society of London. Read April 9,
 1781.

STEPHEN Friar, a native of the island of Madeira, aged about twenty-four years, was steward of a ship from London to Jamaica. Soon after his arrival at Montego-Bay, he was taken ill of a fever, and left ashore at sick-quarters. Captain Mercer of Liverpool offered him a passage, and he was brought on board July 30, 1777, in a very low condition. The account he gave me was as follows:

That about the beginning of June he was seized with a fever, which, notwithstanding the many medicines given him, did not entirely leave him till about ten days before he embarked. He complained of tightness about the præcordia, and of a difficulty of breathing when he walked. He had pains in his hips and limbs, was sometimes much griped, and once in three or four days

days had a few watery stools, which sensibly diminished his strength. His appetite was tolerable, his urine high coloured, and in small quantity. I ordered him some stomachic bitters, a nourishing diet from the cabin, and to stir about upon deck in fine weather.

August 22d, he complained much of the pain in his stomach, and of a difficulty of breathing when he attempted to walk upon deck. On a supposition that he might have visceral obstructions, I gave him two grains of *merc. dulc.* combined with half a grain of *extract theb.* at bedtime two successive nights, by which he was a little relieved, and returned to the use of the bitters.

August 29th, a heavy gale of contrary winds came on, the vessel shipped much water, and our patient being badly lodged, got wet in the night: this occasioned a fever with head-ach, thirst, &c. which however went off by the use of antimonial wine and laudanum; and he again took the bitters as before.

Sept. 1st.—Although this man's appetite was for the most part good, yet instead of mending, he daily felt himself weaker; the tightness about the præcordia and difficulty of breathing increased, and he appeared bloated in the face. I

now observed his legs swelled about the ankles, which retained the impression of my finger for a considerable time. The scrotum was clear and full of water, but no fluctuation could be felt in the abdomen.

I was at a loss whether to ascribe this beginning dropsy to diseased viscera, or to a general debility of the system. The former opinion prevailed, five grains of calomel, and three grains of extr. theb. were made into pills, which being divided into three doses, one dose was taken every night.

Sept. 5.—The swelling in the legs and scrotum rather increased, and there was now an evident fluctuation of water in the abdomen. On searching the medicine box, I at first found nothing that suited my purpose, either as a diuretic, or tonic.

During my residence in Jamaica, I had often heard of the success of a nostrum in dropsy used by a surgeon in Montego-Bay. A friend procured me some of the powder, and on examining it with the microscope, and tasting it, I found it to be composed chiefly of wild cinnamon and Roman vitriol; the latter seeming to be in no small quantity in a dose. Necessity now made
me

me determine to try this doubtful remedy rather than none at all.

℞ Vitrioli cerulei, Corticis Winterani occidentalis, utriusque ℥j. f. pulvis subtilissimus, cui adde mucilaginis G. Arabici q. f. ut fiat massa Pilularum, de quâ formentur pilulas N° xxiv. Capiat j. omni nocte horâ somni.

Sept. 6.—He had been griped a little in the night, and had two watery stools this morning, which probably would have happened, whether he had taken any medicine or not. I gave him half a grain of extr. theb. with the pill.

Sept. 7.—He passed more urine, and found himself rather easier. He continued to take a pill night and morning, and to repeat the opiate at bed-time.

Sept. 9.—During the last two days he passed abundance of urine, and had two loose stools a day. The size of the abdomen, scrotum, and legs greatly diminished. He walked upon deck with greater freedom, and his keen appetite was gratified with whatever the cabin afforded. Since he began the use of this medicine, he was directed to drink as often as he felt himself thirsty.

12.—The

12.—The weather being stormy he omitted his pill at bed-time, and had four watery stools in the night, which fatigued him a little. The swellings were entirely gone. He had some mutton broth for dinner, and several glasses of mull-ed Port-wine through the day; at bed-time the pill and opiate were repeated.

15.—The weather continuing bad; he had no medicine after the 12th, but the swellings had not returned; and as his appetite continued to be good, he discontinued the use of his medicines.

Oct. 9.—The ship arrived safely in Liverpool harbour, and on the 15th I saw the patient in good health, employed as a waiter in a tavern.

From the success of the above medicine in this and other cases I have heard of, I am of opinion it will succeed in all dropsies that are not owing to a fixed cause, such as schirrosities of the liver, spleen, mesentery, &c. and which of course will require a different treatment.

II. *An Account of a Caries of the Spine, and of the Appearances on Dissection.* By Samuel Foart Simmons, M. D. F. R. S. *Member of the College of Physicians, London, and of the Royal Medical Society at Paris.* Read April 16, 1781.

THOMAS Mathews of Great Saint Andrew's-street, Seven-Dials, a thin middle-sized man, aged 35 years, in 1778 fell backward upon a large table with so much violence as to break the frame of the table. No immediate bad consequence succeeded this fall; but about four months afterwards his wife observed that his back grew out, and soon after this he began to be sensible of a weakness in his lower limbs, which by degrees became paralytic. About that time he was admitted as a patient under Dr. Hunter, at the Westminster General Dispensary, and had a large issue made on each side of the tumour of the spine, according to Mr. Pott's method. The discharge was kept open for a considerable time, but without benefiting the patient, as the paralytic affection continued to increase. He was then admitted into the Middlesex Hospital; but to his other complaints there was now added a troublesome cough, attended

tended with a copious purulent expectoration, so that he was induced to quit the hospital, and apply again for admission at the Dispensary. In coughing he sometimes expectorated portions of bone of the size of a pin's head, and sometimes larger.

He continued nearly in the same state, confined to his room and his bed, having little or no use of his legs, till Dr. Hunter's departure for Jamaica in December 1780, when he became my patient.

The curvature of the spine, which was then considerably increased, seemed chiefly to proceed from the seventh dorsal vertebra. He had likewise a tumour near the pit of his stomach, on the right side of the sternum, which, when he coughed, was much distended, so as to be as large as a hen's egg, and to the touch seemed to contain matter.

The only medicines the patient took were a laxative pill occasionally to obviate costiveness, and now and then an opiate to moderate his cough.

About the middle of January 1781, the abscess at the pit of his stomach burst, and discharged a great quantity of matter. In about a fortnight

fortnight after this he began to find his strength abate, and on the 15th of February died. On the 20th, I assisted Mr. Ford, surgeon to the Westminster Dispensary, in opening the body. The abdominal viscera afforded no other marks of disease than a preternatural adhesion of the liver to the peritonæum and diaphragm; the liver itself, the spleen, stomach, intestines, and kidneys being apparently found. The omentum was much wasted, as might have been expected in a subject so much emaciated.

On raising the sternum, no appearance of matter was to be seen in the thorax, but the lungs were discoloured, and universally diseased, adhering almost every where to the pleura and diaphragm. The heart was found, and we found only a small quantity of water in the pericardium.

After removing the heart and lungs, we discovered the principal seat of the disease to be in the body of the seventh dorsal vertebra, which was in a carious state, having an opening into its cavity large enough to admit a little finger. At the side of this hole we found a smaller one communicating with a part of the diseased lungs which adhered at this place to the pleura. This

lateral opening, which was just large enough to admit a probe, enabled us to account for the expectoration of bone the patient had been occasionally subject to; but for want of time, we could not so satisfactorily trace the course of the matter discharged near the sternum.

The coats of the medulla spinalis were in a great measure destroyed, and the medulla itself was surrounded with matter, and seemed to be in a state of suppuration.

SECTION III.

MEDICAL AND PHILOSOPHICAL NEWS.

THE Royal Medical Society at Paris have proposed the following question for a prize of six hundred livres: “ What are the means
“ of preventing the evils to which children are
“ exposed during dentition, or of remedying
“ them when they have actually taken place?”
The dissertations on this subject are to be written either in French or Latin, and sent to M. Vicq. D’Azyr, secretary to the society at Paris, on or before the first of November 1781.

The

The Dutch Society of Sciences at Harlem, have proposed the following subject for a gold medal: 1st, "What are the different species of fluids that appear to be air, and to which the names of fixed air, dephlogisticated air, inflammable air, nitrous air, acid air, alkaline air, &c. are given; and in what respects do they differ from each other, and from atmospheric air? 2dly, Have each of these kinds of elastic fluid sufficient affinity with atmospheric air to deserve to be considered as a species of air? 3dly, How far can we determine the nature of atmospheric air by experiments and observations made with fluids?" The dissertations on this subject are to be sent to the secretary of the society at Harlem, before the first of January 1782.

Dr. Brownrigg, F. R. S. of Ormithwaite in Cumberland (who is well known to the lovers of philosophical chemistry by several ingenious publications) in a letter to one of his friends, a celebrated physician in London, says, that he

several years ago discovered a method of converting a most light, subtile, elastic, invifible fluid (namely, air) into a ponderous, palpable, vifible body; in which form, without any addition, he can exhibit it to the eye, and this in great abundance. This promises to be a capital discovery, leading to others of great moment; “for which reason”—adds the doctor in his letter—“I have fat brooding over it these “five-and-thirty years.” Being unwilling that this discovery should die with him, he intends to publish his observations and experiments on this subject, or at least a confiderable part of them, next winter.



The late Dr. Fothergill, a little before his death, was present on a survey at Buxton with two other physicians. As the Duke of Devonshire means to make some improvements at that place, they were desirous of proposing to his Grace, such as might prove conducive to health. — At present there are only two baths at Buxton, one for gentlemen, the other for ladies; and four persons only can bathe in each at a time. The rule for bathing is to fet apart the first hour for the gentlemen and ladies who lodge

lodge in the house, the second for those who lodge in the town, and the third for the inhabitants. The preference thus given to those who lodge in the house, very often occasions so many to be crowded together in one apartment, that they suffer as much from this circumstance, as they gain benefit from bathing. The scheme in agitation, therefore, is for every house to be furnished with a bath, that it may be no longer a monopoly. — As the natural heat of the Buxton water is only about 80° of Fahrenheit's thermometer, Dr. Fothergill proposed, as a farther improvement, that it should be heated artificially to about 90°, in order to render it more efficacious in cutaneous diseases.

At a public meeting of the Royal Medical Society of Paris on the 6th of March, at their apartments in the Louvre, M. Lorry read a discourse on the odours of medicines, divided into five classes; M. Carrere communicated the plan of a new work on the mineral waters of France; M. Defourcroy delivered some observations on a new method of employing certain reagents in the analysis of mineral waters; M. Vicq.

Vicq. d'Azyr, secretary to the society, pronounced the eulogium of the late M. Navier, physician at Chalons sur Marne, and fellow of the society; M. Caille gave an account of some chymical inquiries on the different processes employed for preparing emetic tartar; the Abbé Teflier read a paper on a disease which he calls "la maladie rouge," and which has lately proved fatal to a prodigious number of sheep in the district of Sologne; the business of the meeting ended with the reading of a paper by M. Mauduyt on the effects of electricity, applied to incubation and vegetation.

Mr. John Elliott, the ingenious author of philosophical observations on the senses of vision, &c. is employed in collecting and publishing the medical works of the late Dr. Fothergill, in one volume 8vo. with an account of his life, and occasional notes.

Mr. Thomas Henry of Manchester, F. R. S. is about to publish a work, entitled, "An Account of a cheap and easy method of preserving Water at sea from Putrefaction, without
" out

“ out injury to its original pleasantness and pu-
 “ rity : to which is added, a mode of impreg-
 “ nating water in large quantities with fixed
 “ air for medicinal uses, on shipboard and in
 “ hospitals ; and likewise a process for the pre-
 “ paration of artificial yeast.”

To the account already given of the late M. LIEUTAUD, in our Journal for February (page 138) we are now enabled to add the following particulars of the life of that celebrated physician — Joseph Lieutaud was born at Aix in 1703. He was the youngest of twelve children, and was naturally of a weakly constitution. He was educated under his uncle Gabriel Lieutaud, who acquired some reputation as a botanist. After taking a doctor's degree at Aix, he spent several years at Montpellier, and from thence returned to his native city, where he procured the appointments of Professor of Physic, and Physician to an hospital, and soon came into extensive practice. His house became the rendezvous of men of letters, who met there on stated days to converse on literary subjects. The famous Marquis d'Argens
 used

used often to assist at those meetings, and ever after professed a friendship for M. Lieutaud.

About the year 1750, he was called from Aix to Versailles to act as physician to the Royal Infirmary, and this circumstance may be considered as the foundation of his future good fortune. While he officiated in that capacity, he dissected a great number of bodies, and published his observations on the heart and bladder. He was afterwards appointed physician to the princes of France, and in 1774 first physician to the King, a post not only of great honour, but of considerable emolument, the profits of it being estimated at upwards of £ 3000 sterling per annum. His uncle Gabriel had bequeathed him his library which was considerable. M. Lieutaud, by the additions he made to it rendered it very valuable, and Monsieur, the King's eldest brother, gave him a considerable sum for it, and left him the free possession of it during life. M. Lieutaud lived in a frugal and temperate manner, and died suddenly.

Besides the works we formerly mentioned, he was author of the following; viz. *Elementa physiologiæ, juxta solertiora, novissimaque physicorum experimenta et accuratiores anatomicorum observationes,*

servationes, concinnata. Amstelodam. 8vo. 1749.
Precis de la matiere medicale, 8vo. Paris, 1766.
 He was likewise the author of several anatomical papers, printed in the Memoirs of the Royal Academy of Sciences for 1752, 1753, and 1754.

PROMOTIONS.

Mr. Kreander to be professor of natural history at Abo in Sweden, in the room of professor Kalm, who died there on the sixteenth of November 1779, aged sixty-three years. — Thomas Bowdler, M. D. of Cork-street, Burlington Gardens, to be a licentiate of the royal college of physicians, London.—April 3. Mr. Adam Murray of the 89th regiment of foot, to be surgeon to the 28th.—Mr. Lawrence Scott, hospital-mate, to be surgeon to the 87th regiment of foot, in the room of Mr. Henry Wharton.—Mr. William Edmeson, hospital-mate, to be surgeon to the 89th regiment of foot, in the room of Mr. Adam Murray.—April 22. Mr. James Wallace to be surgeon to the 2d regiment of horse on the Irish Establishment, in the room of Mr. Lewis Borthwick.

D E A T H S.

1780, *Aug.* 26.—John Christopher Pohl, Med. and Phil. Doct. professor of pathology, and senior member of the faculty of physic at Leipfic.

Nov. — At Kingston in Jamaica, Matthew Powell, M. D. fellow of the royal college of physicians at Edinburgh, and physician to the army.

1781, *Feb.* 14.—At Leighlin Bridge, Kilkenny, Mr. James Dowling, apothecary.

April 3.—At Newington, near Chatham in Kent, Mr. William Marr, surgeon and apothecary.

7.—Mr. Thomas Luck, surgeon and apothecary, at Borough Green near Wrotham in Kent.

14.—At Bristol Hot Wells, in the 27th year of his age, Mr. Andrew Blackall, an ingenious surgeon and reader of anatomy in London. He was the son of a clergyman in the North of Ireland, and after serving an apprenticeship to a surgeon in Dublin, studied for some time at London, Edinburgh, and Paris. Soon after his return to Dublin in 1776, he was elected surgeon to an hospital, and began to teach anatomy in that city, being honoured with
the

the friendship and patronage of Dr. Cleghorn, Dr. Macbride, Dr. Purcell, and other physicians and surgeons of distinguished eminence. Upon the death of Mr. Magnus Falconar he was induced to remove to London, and accordingly began to give anatomical lectures here in 1778. The year following he erected a convenient theatre in Thavies Inn, Holborn, and was proceeding with uncommon industry, and with the fairest prospect of success in his professional pursuits, when he was attacked with a disease of the larynx, which brought on a pulmonary consumption. He continued, however, to deliver his lectures till within a month before his death, and till his voice became too feeble to be heard distinctly by his pupils.

Upon dissection, the principal seat of the disease was found to be in the larynx, the whole interior surface of which, as well as the epiglottis and glottis, was uniformly ulcerated; the ulceration extended into the trachea, below the cricoid cartilage, but the erosion was most considerable upwards. The lungs, which adhered firmly to the pleura, were greatly diseased, and the bronchi filled with an offensive purulent matter. The tongue, tonsils, and uvula were in a sound state.

SECTION IV.

MONTHLY CATALOGUE.

- I. *A Treatise on Sympathy, in two Parts.* By Seguin Henry Jackson, M. D. &c. 8vo. London. 1781. 274 pages.

THIS work is written in the form of aphorisms.—To the three general heads or divisions of physic (physiology, pathology, and therapeica) usually enumerated by systematic writers, our author has added a fourth, but without venturing to give it a name. His words are as follows: “ I shall take the liberty of adding a fourth, very lately discovered, but of sufficient importance to claim a place and engage our attention; namely, the doctrine of restoring animation, or the vital principle, when apparently lost, or, * * * * * .”—We leave it to the ingenious adepts in the art of guessing to determine what our author means by his six asterisks.

Speaking of the subject of his work, sympathy, he observes, (p. 5.) that “ she even gave us life; she breathed into us when born into the world;

“ world; she preserves our lives while in it,
 “ guards us against the diseases of it, proves
 “ fatal to us when in excess, and when life has
 “ not been too long apparently extinct, is capa-
 “ ble of restoring us to the world again.” And
 in another place (p. 14) he defines her to be
 “ nature’s hand-maid in the constitution and
 “ government of the animal œconomy.” In
 p. 28, we are told, that “ an animal may have
 “ an agreeable feeling, yet no sensation of it.”
 In p. 30, he informs us, that “ a man in perfect
 “ health and vigour, who lives well, &c. shall
 “ be so captivated by the beauty of one woman,
 “ or the good sense and understanding of ano-
 “ ther, as to excite a *sympathy of impression* from
 “ the sight of the one, and *sympathy of consciouf-
 “ nefs* from the company of the other; but that
 “ on the contrary, if he be lean, starving, &c.
 “ no such impression or affection shall be pro-
 “ duced.” These sympathies of impression and
 consciousness from external objects require, as
 we are told in the same page, “ a certain degree
 “ of warmth, a certain supply of nutriment to
 “ produce them.”

Treating of universal sympathy our author
 remarks, (p. 50) that it is “ greater, if the in-
 “ jury is done to a part far remote from the
 “ sup-

“ support of life, the heart, than if the part in-
 “ jured be nearer, provided the injury be the
 “ same. The animal machine is then more
 “ conscious of inability and more alarmed.
 “ Ex. gr. If an injury be done to the toes, the
 “ constitution becomes more affected and dis-
 “ turbed than if a similar injury had been done
 “ to the shoulder.”

In p. 74, the author speaks of a kind of stone
 brought out of the “ West-Indies, which is said
 “ to have a peculiar property of discharging
 “ gravel, and of dissolving the stone; insomuch
 “ that when laid to the wrist, it has so forcibly
 “ expelled urine and gravel, by its violent man-
 “ ner of operating, that the sick person has been
 “ glad to remove it.”

In noticing the sympathy between the soles of
 the feet and the head, he takes occasion to ob-
 serve, that “ formerly a physician, who wished
 “ to appear mystical, prescribed for the cure of
 “ the rheum, that the patient should walk con-
 “ tinually upon a camomile alley, (such was
 “ the old language) meaning thereby that he
 “ should put camomile into his socks.” And
 in the page following, in order to illustrate the
 sympathy which the author supposes to prevail
 between the hands and the heart, we are told,
 that

that “ eggs of alabaster, and balls of chrystal,
 “ have been held in the hand, in order to ap-
 “ pease the fury of a febrile heat.”

The fourth section of chapter IV. is entitled,
 “ *Sympathy, when the province of the physician and*
 “ *when of the surgeon.*” As it consists of only
 two short aphorisms, we shall transcribe the
 whole of it. “ Diseases with their sympathies
 “ are either local or universal. If sympathy be
 “ either particular or universal, and the cause be
 “ known, it falls under the care of the *medical*
 “ surgeon; but if the cause be not known, or if
 “ it be not even known that a cause exists, then
 “ the sympathy becomes the province of a phy-
 “ sician, more especially if it is universal.
 “ Local diseases in all cases come more properly
 “ under the care of the surgeon; when univer-
 “ sal, they fall under the province of the phy-
 “ sician.”

Warm applications to the surface, according
 to our author, act, not by relaxing the integu-
 ments, or by increasing determination to the
 skin, as many have supposed, but by sympathy.
 “ A man (says he) meets with a dislocation, he
 “ is ordered to be put into warm water to be
 “ relaxed; but the ligaments will not become
 “ a bit moister, though you was to soak him to
 “ eter-

“ eternity.” He laments, and feelingly too, that an animal body labouring under the want of any free motion, is less happy than the hinge of a door. “ Unfortunately (says he) for the “ animal body, oil cannot penetrate beyond the “ surface, to effect mechanically the inward “ parts; fortunately for the hinge, oil may penetrate into all its moving apparatus.”

In describing the effects of the passions (p.96) the author observes, that, first, “ Fear causeth “ paleness, trembling, the standing of the hair “ upright, starting, and screeching. 2. Grief “ and pain *causeth* sighing, sobbing, groaning, “ screaming, and roaring: they also cause tears, “ distorting of the face, grinding of the teeth, “ and sweating. 3. Joy causeth a cheerfulness “ and vigour in the eyes; singing, leaping, “ dancing, and sometimes tears. 4. Anger produces paleness in some, and the going and “ coming of the colour in others: also trembling in some, swelling, foaming at the mouth, “ stamping, and bending of the fist. 5. Slight “ displeasure, or dislike, causes shaking of the “ head, and knitting of the brows. 6. Shame “ causeth blushing and casting down of the eyes. “ 7. Pity causes sometimes tears and a cast of “ the eyes aside. 8. Wonder causeth astonishment,

“ merits, and an immoveable posture of the
 “ body, casting up of the eyes to heaven, and
 “ lifting up of the hands. 9. Laughing, though
 “ hardly to be considered as a passion, since it
 “ is produced by an affection of the mind,
 “ causeth a dilatation of the mouth and lips;
 “ a continued expulsion of the breath; with a
 “ loud noise, which maketh the interjection of
 “ laughing, shaking of the breast and sides,
 “ and running of the eyes with water, if it be
 “ violent and continued. 10. Lust causes a
 “ flagrancy in the eyes and priapism.”

In p. 99, we are informed, that “ the passions
 “ of the mind are occasionally infective. Thus,
 “ (adds our author) fear and shame are some-
 “ times very suddenly so. We frequently may
 “ have occasion to see that the starting of one
 “ will make another ready to start. Again,
 “ when one man is out of countenance in com-
 “ pany, others will often blush in his behalf.”

The eyes, he observes, are naturally disposed
 to move in concert, so that “ when one eye
 “ moveth towards the nose, the other eye mov-
 “ eth from the nose.” But it seems that custom
 will destroy this natural sympathy, so that (as
 our author expresses himself) “ some people
 “ will squint when they will.”—This leads him

to offer a caution to mothers and nurses, “ not
 “ to suffer infants to sit with a candle placed
 “ behind them, for both their eyes will dispose
 “ to move outwards, as affecting to see the
 “ light of the candle, which may bring on the
 “ habit of squinting.”

Speaking of the stomach (p. 145) he observes,
 that “ some have compared it to a mill, others
 “ to a stewing-pot, others to a wort trough,
 “ when all the while it must have appeared
 “ that it was neither a mill, nor a stewing-pot,
 “ nor a wort trough, nor any thing else but a
 “ stomach.” In page 147, it is spoken of as
 “ *the seat of sympathy, the throne of sensibility,* to
 “ which all the other functions of the system
 “ look up.”

From these few passages selected from different
 parts of the work, the reader will be enabled
 to judge of the author's abilities as a medical
 writer.

2. Cours complet de Chymie economique et
 pratique sur la manipulation et la fermentation
 des vins, divisé par leçons, avec le decret de la
 Faculté de medecine de Paris, &c. par *M. Mau-*
pin, auteur de l'art des vins, &c. *i. e.* A Com-
 plete Course of oeconomic and practical chy-
 mistry, on the manipulation and fermentation of
 wines, divided into lessons, with the decree of
 the

the College of Physicians at Paris, by *Monsieur Maupin*, author of the Art of making Wines, &c. 8vo. Paris, 1780. 42 pages.

3. *Memoire sur l'Electricité Medicale, et histoire du traitement de vingt malades traités et la plupart gueris par l'Electricité.* Par *M. Masars de Cazelles*, Docteur en Medecine de l'Université de Montpellier, agregé à la faculté de Toulouſe, de l'Academie de Beziers, correspondant de la Societé Royale de Medecine de Paris, Medecin à Toulouſe. *i. e.* A Memoir on Medical Electricity, with an account of twenty patients treated, and for the most part cured by Electricity. By *M. Masars de Cazelles*, M. D. &c. 8vo. Paris, 1780. 122 pages.

4. *Dictionnaire de Physique.* Par *M. Sigaud de Lafond*, Professeur de Physique experimentale, Membre de la Societé Royale des Sciences de Montpellier, des Academies de Baviere, de Valladolid, de Florence, de Petersbourg, &c. *i. e.* A Dictionary of Natural Philosophy. By *M. Sigaud de Lafond*, Professor of Experimental Philosophy, &c. Paris, 1780. 4 volumes octavo, of about 700 pages each, with copper-plates.

The reputation of M. Lafond is already well established as a philosophical writer, by his *Cours de Physique*, in 4 volumes octavo; his translation

of Muffenbroeck in three volumes, quarto, and his other works. The present performance appears to be extremely well executed, and of course cannot but prove a very useful work.

5. Effai sur la generation de l'Homme, par *M. Calmé*, Docteur en Medecine à Sezanne en Brie. *i. e.* An Essay on the generation of man, by *M. Calmé*, M. D. at Sezanne in Brie. 8vo. Paris, 1781, 47 pages.

Our author thinks with Aristotle, that the male furnishes the germen, and that the female only receives and nourishes it. His reasoning is very often obscure, and being founded wholly on hypotheses, and those not very plausible ones, does not seem to be deserving of much attention.

6. Avis au peuple sur les hernies ou descentes, par *M. Foujols*, Docteur en Med. de l'université de Montpellier, medecin ordinaire du grand conseil, ci devant med. et chir. major de la premiere compagnie des mousquetaires, *i. e.* Advice to the people concerning hernias or ruptures, by *M. Foujols*, M. D. &c. 12mo. Paris, 1781. 168 pages.

The author has treated his subject in a very superficial manner. He distinguishes different species of strangulation, such as the inflammatory,

tory, the spasmodic, &c. each of which he observes requires a different treatment; but he has omitted to point out the symptoms that characterize each of these species.

7. *Dissertatio medica inauguralis de obesitate nimiâ et morbis inde oriundis. Auctore Fred. Christ. Gul. Ebart. 4to. Gottingen, 1780.*

A female child of singular bulk, whom our author had occasion to see, seems to have been his chief inducement to write on this subject. This girl, at the age of three years, weighed seventy-five pounds, was near three feet high, and measured four feet round her body. Her breasts were equal in size to those of a girl of eighteen years. She was unable to retain her urine, and the tunica conjunctiva of her eyes was of a yellowish tinge.

8. *Opuscules chymiques & physiques de M. Bergman, professeur de chymie à Upsal, recueillis, revus, et augmentés par lui-même; traduits par M. de Morveau, avec des notes. i. e. Essays chemical and philosophical, by T. Bergman, professor of chemistry at Upsal, collected, revised, and augmented by himself; translated by M. de Morveau, with notes. Vol. I. 8vo. Dijon, 1780.*

This

This is an accurate translation, and the notes are extremely judicious. M. de Morveau promises soon to favour the public with a second volume.

9. *Praktische Materia Medica*, von C. F. *Mellins*. 8vo. Altenburg, 1779, 303 pages.

This work contains short accounts of such simple medicines as have been found really efficacious in practice.

10. *J. G. Zinn*, M. D. *Descriptio anatomica oculi humani iconibus illustrata, nunc altera vice edita, et necessario supplemento novisque tabulis aucta ab H. A. Wrisberg*, M. D. et anatom. prof. Goettingæ, 4to. 1780, 248 pages, with 7 copper-plates.

11. *J. H. Rahn*, M. D. *Adversaria medico practica, Tomus I.* 8vo. Turici, 1779, 408 pages.

This first volume contains only one article, which is the *cinchona officin.* L. or Peruvian Bark. On this subject the author with great industry and judgment has collected every thing that has been written by former writers concerning it. He first gives its natural history, and then treats of its medicinal virtues.

12. *Essai sur les eaux minerales ferrugineuses de Spa, i. e.* An essay on the chalybeate mineral waters

waters of Spa, by *M. Sanberg*, M. D. physician at Spa. 12mo. Liege, 1780, 210 pages.

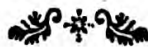
13. *Doctoris Francisci Cremadells in Archy-
nosocomio sancti spiritus urbis medici secundarii
Nova Physiologiæ Elementa.* 8vo. Romæ, 164
pages.

This work is founded chiefly on the doctrines delivered by a M. Barthez at Montpellier, who ascribes all the phænomena of animal life to a *principium vitale*, as Van Helmont did to his *Archeus*. Thus, in the volume before us we are told, that the cause of respiration is owing to this principle, which produces in the new-born animal what our author calls “automatica aeris appetentia,” a sort of instinctive craving for air, which is perpetually renewed during life. He seems to think, however, that by degrees the *principium vitale* may be reconciled to the carrying on life without respiration, and accordingly informs us page 79, that “*Exempla non defunt quibus probabile redditur ferè omninò tolli posse necessitatem aeris respiratione renovandi quin vita adimatur.*”

14. Observations medical and political, on the small-pox and inoculation, and on the decrease of mankind at every age; with a comparative view of the diseases most fatal to London during

during ninety years. Including an attempt to demonstrate in what manner London may save near two thousand, Great Britain and Ireland between twenty and thirty thousand, and Europe about three hundred and ninety thousand lives annually. By *W. Black*, M. D. 8vo. London, 1781, 202 pages.

This pamphlet appears to be the production of some friend to the Dispensary lately established for Inoculating the poor at their own habitations, the chief aim of the writer seeming to be to oppose Baron Dimisdale's objections to this plan; but we do not perceive that he has advanced any new arguments on the subject. His observations on the decrease of mankind, and on the Bills of Mortality, are taken from Dr. Price and other political writers. His scheme for saving three hundred and ninety thousand lives annually to Europe, is simply a proposal to eradicate the small-pox from Europe by a general inoculation; "to banish it to its original birth-place in either Arabia or India, and to set up barriers against its return and communication, as in cases of plague."



318 33-1
324 3
332

T H E
LONDON MEDICAL JOURNAL,

For M A Y 1781.



S E C T I O N I.

B O O K S.



I. *The Works of Alexander Monro, M. D. F. R. S. Fellow of the Royal College of Physicians, and late Professor of Medicine and Anatomy in the University of Edinburgh. Published by his Son, Alexander Monro, M. D. President of the Royal College of Physicians, and Professor of Medicine and of Anatomy and Surgery in the University of Edinburgh. To which is prefixed, the Life of the Author. 4to. Edinburgh 1781, 791 pages, with eight * copper plates.*

THE late Dr. Monro, besides his anatomy of the bones and nerves, was the author of a great number of other ingenious productions, most of which were originally

VOL. I. N^o V. P p ginally

* One of these is an engraving, executed by Mr. Basire, from an excellent portrait of the author, by Allan Ramsay, Esq.

ginally published in the Edinburgh medical Effays. It gives us pleasure to fee all the works of this juftly celebrated writer, brought together in a collection like the prefent. To thofe printed formerly under his own infpection, the editor has added two pieces. One of thefe is an oration *de Cuticula Humana*, delivered by him above forty years ago in the Univerfity of Edinburgh, in which many curious circumftances are defcribed that had efcaped the obfervation of former anatomifts, particularly the appearance of the fibres that connect the *cuticula* to the *cutis vera*; the other piece is *An Effay on comparative Anatomy*, compofed from notes taken at his lectures and publifhed in 1744, but without his knowledge. In the prefent edition, the errors that had crept into the furreptitious impreffion of that effay are corrected, and fome few additions made to it from obfervations collected by the author with a view to a larger work on the fubject, but which, by various avocations, he was prevented from profecuting,

Befides the pieces here publifhed, it feems that he left feveral manufcripts on different anatomical and practical fubjects, which, from their not being inferted, were probably not deemed
 fufficiently

sufficiently interesting or perfect for the public eye. Of these the principal are, *A History of anatomical Writers—An Encheiresis Anatomica—Heads of many of his Lectures—A Treatise on Wounds and Tumours—Observations on some Parts of Heister's Surgery.*

For the gratification of our readers, we shall extract the following particulars from the account of the author written by his son Dr. Donald Monro, and prefixed to the present collection.

His father, who was the youngest of two sons of Sir Alexander Monro of Bearcrofts, was bred to physic and surgery, and served for some time as a surgeon in the army under King William in Flanders. He married Miss Forbes, niece to Mr. Forbes of Culloden, and for some years successively obtained leave of absence from the army in winter, and resided with his wife in London, where his son Alexander was born on the 8th of September, O. S. 1697. About three years after that period he quitted the army, and went to settle as a surgeon at Edinburgh, where he soon came into extensive practice.

The son shewed an early inclination to the study of physic; and his father, after giving him the best education that Edinburgh then

afforded, sent him successively to London, Paris, and Leyden, to improve himself further in his profession.

At London he attended the lectures of Mess. Hawksbee and Whiston on experimental philosophy, and the anatomical demonstrations of Mr. Cheselden. He at the same time employed himself much in dissection; and having been admitted a member of a society of young physicians and surgeons, who by rotation delivered discourses on the uses of the different organs, he read to them the first sketch of his general account of the bones, which he afterwards published.

He sent a great many anatomical preparations to his father, who deposited them in the cabinet of curiosities which was then kept at Surgeons Hall in Edinburgh, and Mr. Adam Drummond, who was nominal professor of anatomy to the Surgeons Company, was so well pleased with those specimens of his abilities, that he promised to resign in his favour as soon as he should return to Edinburgh.

From London he went to Paris, and from thence in 1718 to Leyden, where he studied under the great Boerhaave, who soon conceived a high

a high opinion of his talents, and wrote very favourably of him to his friends.

On his return to Edinburgh in 1719, he was appointed professor of anatomy to the Surgeons Company. Soon after this, his father prevailed on him to read some public lectures on anatomy, and to illustrate them by shewing the preparations he had sent home from abroad; and without his knowledge, invited the President and Fellows of the College of Physicians, and the whole Company of Surgeons, to honour the first day's lecture with their presence. This unexpected company threw him into such confusion, as to make him entirely forget the words of the discourse he had written and committed to memory. Having left his papers at home, he was at a loss for some little time what to do; but having a ready presence of mind, he immediately began to shew some of the anatomical preparations, in order to gain a little time for recollection; and very soon resolved not to repeat the discourse he had written, but to express himself in such words as should occur to him from the subject, which he was confident he understood. The experiment succeeded; he delivered himself well, and gained great applause as a good and ready speaker. After this, being persuaded

persuaded that words expressive of his meaning would always occur in speaking on a subject which he understood, he never during his whole life-time attempted, in teaching, to repeat the words of any written discourse, but spoke from memory, and expressed himself easily, and even elegantly, in such words as flowed from the subject.

In 1720, Dr. Alston, then a young man, began at the request of our author's father to give public lectures on botany; Dr. Monro undertaking at the same time to teach anatomy and surgery. These were the first regular courses of lectures on any of the branches of physic that had ever been read at Edinburgh, and may be considered as the foundation of that medical school which has since acquired such reputation all over Europe. Soon after that period, Professorships of Anatomy and Physic were instituted in the University, and filled by our author, and by Drs. Sinclair, Rutherford, Innes, and Plummer; the Professorship of *Materia Medica* and Botany, which Dr. Alston then held, having been added to the University many years before.

The plan for a medical education at Edinburgh was still incomplete without an hospital; a scheme

a scheme was therefore proposed by Mr. Monro, sen. and others, for erecting one, and our author published a pamphlet, setting forth the advantages that would attend such an institution. In a short time a small house was fitted up for the purpose; and some years afterwards the Royal Infirmary was erected.

In order to make the hospital of still further use to the students, our author frequently, while he continued professor of anatomy, gave lectures on the surgical cases; and in the year 1748, Dr. Rutherford began to deliver clinical lectures in the hospital.

From the time of his being received into the University, till the time of his resigning in favour of his son the present professor, a period of near forty years, he regularly every winter gave a course of lectures on anatomy and surgery, which lasted from October to May; and so great was the reputation he had acquired, that students flocked to him from the most distant parts of his Majesty's dominions.

After he quitted the anatomical chair, he still continued to read clinical lectures at the hospital, and to execute with the strictest punctuality the duties of several engagements both of a civil and political nature; for besides being a
 Director

Director of the Bank of Scotland, he was a Justice of the Peace, a Commissioner of High Roads, &c.

He had the satisfaction of affording to an aged father, every comfort that a man in the decline of life can well enjoy. The father, perfectly at ease with regard to the necessaries and conveniencies of life, saw with the utmost pleasure an affectionate son, esteemed and regarded by mankind, the principal actor in the execution of his favourite plan, the founding a seminary of medical education in his native country: and three years after the first stone of the new hospital was laid, ended his days in a calm retreat at a pleasant country seat which his son had purchased in the county of Berwick.—The son, who survived him near thirty years, had the satisfaction to behold this seminary of medical education frequented yearly by three or four hundred students, and to see it arrive at a degree of reputation exceeding his most sanguine hopes.

In the beginning of the year 1725, our author married Miss Isabella Macdonald, second daughter of Sir Donald Macdonald of Macdonald in the Isle of Sky, Baronet, by whom he had eight children, four of whom died
young;

young; the other four are still living, viz. John Monro, Esq; of Auchinbowie, Advocate, Counsellor at Law; Dr. Donald Monro, Physician in London; Dr. Alexander Monro, editor of the work before us; and Mrs. Philp, wife to James Philp, Esq; Judge of the Court of Admiralty for Scotland. — To them our author proved a most affectionate father. In their youth he not only superintended their education, but was himself their master in several branches; and when they grew up, he made them his companions and friends.

Dr. Monro was a man of a strong muscular make, of a middle stature, and possessed of great strength and activity of body; but subject for many years to a spitting of blood on catching the least cold, and through his whole life to frequent inflammatory fevers; which he used to attribute to the too great care his parents took of him in his youth, and to their having had him regularly bled twice a year, which in those days was looked upon as a great preservative of health.

In the year 1762, he was attacked with the epidemical catarrhal fever called *influenza*, attended with pain and uneasiness in making water and going to stool, which remained ever after

during his life, and were the first symptoms of that long and painful disorder, a fungous eroding ulcer of the rectum and bladder, which put an end to his life. The disorder increased by slow degrees, and from May 1766 to July 10th 1767, the day on which he died, gave him so constant and great pain, that he had little respite from it except by the power of opium.

The author in a letter to his son Dr. Donald Monro, dated June 11, 1766, gave the following account of his case :

“ Dear Donald,

“ I am at present confined to the house, after
 “ a severe feverish disorder. My state has been
 “ such for some years past, that I have expected
 “ to be laid aside from business, and that my
 “ life will not be of long duration ; but I shall
 “ little regret my dismissal from this world, if
 “ you are all once in an easy way of living.
 “ My case is this : In May 1762, I had the epi-
 “ demic influenza, which affected principally
 “ the parts in my pelvis, so that I had a diffi-
 “ culty and sharp pain in making water and
 “ going to stool. My belly has never since been
 “ in a regular way, passing sometimes for several
 “ days nothing but bloody mucus, and that with
 “ considerable tenesmus ; then after suffering se-
 “ vere

“ vere gripes, discharging as much fæces as I
 “ would have done formerly in a week, without
 “ scybala or water. Several times these gripes
 “ produced something very like to the iliac
 “ passion ; to wit, a severe fixed pain, three
 “ inches below the navel, and a little to the left
 “ side, with smart fever, vomiting &c. By
 “ blood-letting, and the use of cooling and lax-
 “ ative medicines and clysters, &c. these first
 “ violent attacks were in a great measure got
 “ the better of, but left behind them an irregu-
 “ larity and stoppage of stools. About a year
 “ ago I was attacked with a frequent desire of
 “ making water, attended with heat and pain ;
 “ and the frequent calls to these discharges made
 “ me decline being engaged in company. Last
 “ harvest I happened to observe my urine to be
 “ of a very red colour ; and on examining it
 “ found small knots of mucus and blood mixed
 “ with it, in which way it has continued ever
 “ since. I found no change from diet, or any
 “ medicines I took, which were laxative, mild,
 “ mucilaginous decoctions, bark, flowers of sul-
 “ phur, uva ursi, &c. About a fortnight ago
 “ I had the addition of a swelling and inflam-
 “ mation of my right *testis*, the pain of which
 “ was removed by bleeding and emollient fo-

“ mentations and cataplasms, though a little of
 “ the swelling still continues. No external
 “ hæmorrhoids appear, and, so far as the finger
 “ can reach, there are no tubercles nor hard
 “ knots within the rectum.

“ You know I was always subject to feverish
 “ disorders; and had several times the hæmoptoë
 “ in my early manhood, and afterwards had se-
 “ veral times the piles; and some bloody evacu-
 “ ations have been made by stool since the year
 “ 1762. I never had any uneasiness in my kid-
 “ neys, and have no right to gout or gravel either
 “ from my parents or from my own way of life.
 “ What do you think may be the disorder, and
 “ proper method of cure?

“ Whatever may be my state, believe me that
 “ your welfare will ever be one of my great
 “ concerns.

“ I am your's affectionately,

“ Alex. Monro.”

After this, variety of medicines were recom-
 mended to him, but all without effect; his dis-
 order gained ground daily, with an increase of
 pain and uneasiness, attended with various symp-
 toms at different times, viz. purging, fainting fits,
 costiveness, difficulty of making water, &c. He
 passed for some time blood and mucus, and thin
 matter

matter likewise mixed with his water; and some time before his death, the urine used to be mixed with air and excrement, and frequently it came away by stool.

During this long and painful disorder he never once repined at his fate, but conscious of having acted an upright part, and of having spent his life in the constant exercise of his duty, he viewed death without horror, and talked of his own dissolution with the same calmness and ease as if he had been going to sleep.

On opening his body after death, there were found a preternatural adhesion of the rectum to the upper and back part of the bladder; a fungous ulcerous appearance, two fingers breadth, occupying the whole circle of the rectum, in which the disease probably began; and an opening, above an inch in diameter, from the rectum into the top of the bladder, which last was otherwise found.

Of the works of our author the first and greatest is his treatise on the anatomy of the bones; which was originally published in the year 1726, for the use of the students who attended his lectures. In this performance he has not confined himself to a mere description of the
bones,

bones, but has added many practical observations. It passed through eight different editions during his life-time, and was translated into most of the European languages ; and the French edition in large folio by M. Sue is adorned with masterly engravings of the bones.

To the later editions of his osteology he annexed a *neurology*, or anatomy of the nerves, in which he describes minutely the larger branches of the particular nerves ; avoiding the description of the very minute branches, as being apt to confound young students, for whose improvement he wrote. In this treatise he also mentioned most of the prevailing opinions concerning their structure and use ; and endeavoured to account for many symptoms observed in diseases from their sympathy and mutual connexion. He added to this work a description of the receptacle of the chyle and thoracic duct.

Soon after the establishment of the hospital, a society was formed for collecting and publishing Medical Essays, and they appointed Dr. Monro to be their secretary. For the first year the members attended the meetings, and revised and made remarks on the papers presented to them ; but after the publication of the first volume in 1732, they grew remiss in their attendance, so that very soon

soon the whole of the collection fell upon the secretary.

After the publication of six volumes of those *Essays*, the plan of the society was enlarged by receiving philosophical as well as medical papers, and it assumed the title of THE PHILOSOPHICAL SOCIETY. The meetings were interrupted by the rebellion in 1745, but revived again in 1752, [when our author became one of their vice-presidents. In the two first volumes of *Essays and Observations Physical and Literary*, published by this society, we find several papers written by our author, which, together with his numerous pieces inserted in the *Medical Essays*, are reprinted in the present collection.

His last publication was his *Account of the Successes of Inoculation in Scotland*; which was originally written in answer to the delegates of the faculty of physicians at Paris appointed to examine into the merits of that practice. It was afterwards published at the desire of some of his friends, and had a good effect in rendering this very useful practice more universal than it had formerly been in Scotland.

II. *Chemical*

II. *Chemical Observations and Experiments on Air and Fire.* By Charles William Scheele, Member of the Royal Academy at Stockholm, with a prefatory Introduction by Torbern Bergman. Translated from the German, by J. R. Forster, L. L. D. F. R. S. and S. A. Member of several learned Societies and Academies in Europe. To which are added Notes by Richard Kirwan, Esq; F. R. S. With a Letter to him from Joseph Priestley, L. L. D. F. R. S. 8vo. London, 260 pages.

MR. Scheele is already known to the world by his ingenious discoveries relating to manganese, cream of tartar, the acid of arsenic, &c. In the volume before us he has attempted a more lofty, though perhaps a less successful flight.

He begins his performance with some experiments which tend to prove, that besides aëreal acid, “the air of the atmosphere is a compound of two kinds of elastic fluids.” He finds, with other enquirers, that, by phlogistic processes, air is diminished. But his explanation of this phenomenon is very different from that of any other philosopher.

It has been imagined by some that the same quantity of air is *contracted in bulk* by combination with the phlogiston. By others, that the part of the air lost is *absorbed* by the inflammable substance exposed to it. But our author takes it for granted that the air is absolutely lost, or destroyed. “ I will prove (says he) that by its
 “ combination with the inflammable principle,
 “ a compound is formed so subtle as to pass
 “ through the fine pores of the glass, and dis-
 “ perse all over air.” In fine, that fire, or the matter of heat, is the result of their combination.

Our author discovered, independent of the ingenious Dr. Priestley, that dephlogisticated air was obtainable from nitre, and also from manganese, by distillation. To this air he had given the name of *empyrean air*, by reason of its property of maintaining combustion. But in his theory of the origin of this air he differs widely from the philosopher just now mentioned.

As heat or fire is a compound of this air, and phlogiston, so he contends that in some cases, it is again decomposed, and resolved into its constituent principles. “ The heat employed in the
 “ distillation of nitre, for example, is composed of
 “ empyrean air, and the phlogiston of the coals.

“ It penetrates the cupel, the sand, and the re-
 “ tort, where it meets with the nitrous acid, a
 “ substance attracting more powerfully the phlo-
 “ giston, than the air does which is united with it;
 “ consequently the heat is decomposed. The ni-
 “ trous acid acquires a red colour by union with
 “ its phlogiston, and the air, which had been di-
 “ vided into incomprehensibly minute parts, reaf-
 “ fumes its former quality, and appears under the
 “ form of empyreal air.” The author is so far
 from considering this as a mere hypothesis, that he
 is convinced by experiments, made in consequence
 of it, that it is “ one of the clearest of truths ! ”

On this principle he accounts for the reduction
 of metallic calces by heat. The calx attracts
 the phlogiston of the heat, and thereby becomes
 a metal ; the empyreal air remaining in its pure
 state on the surface.—The received, and in our
 opinion more proper explanations of these phe-
 nomena are, we conclude, too well known to our
 readers to need mentioning.

One part of this empyreal air, and three of
 fowl (or, as Doctor Priestley terms it, phlogisti-
 cated) air, constitute, according to our author,
 the common air of the atmosphere. By mixing
 them in this proportion he found that the pro-
 perties of the compounds were in all respects the
 same.

fame. Their diminution, on exposure to phlogistic processes, he ascribes to the conversion of the empyreal air (by means of the phlogiston of the inflammatory body) into heat. And his experiments shew that the quantity of air lost in these cases is exactly equal to that of the empyreal air which the compound contained.

He observes, that if the process proceeds rapidly, the heat generated by the combination of the empyreal air with the phlogiston is very great, as happens in combustion. Where it goes on more slowly, the heat is less apparent, or even insensible.

The author next proceeds to relate some curious observations which point out a difference in the phenomena of heat that have not hitherto been generally noticed. These observations tend to shew that in combustion, when fire or heat is generated very rapidly, it passes off, like light, in right lined directions. It is however different from light: a pane of glass transmits the light, but not the heat. The light may be reflected by a plane mirror: but the heat will remain in the glass. A polished metal plate, however, reflects both the *heat* and the *light*; and (contrary to what happens with glass) the metal does not grow warm. A focus may be formed with a

concave metallic mirror wherein sulphur may be kindled, and the mirror, by reason that it reflects the heat, does not for a long time become warm; whereas if its surface be blackened with a candle, “ you cannot keep it five minutes “ in the same situation without burning your “ fingers.”

“ If you reflect the heat with a polished “ metal plate, to another spot, you may, at “ the distance of six feet, form a focus with “ it which has sensible heat. But if you col- “ lect, with a concave mirror, the light re- “ flected by a glass mirror, the focus will “ be very bright, but destitute of all heat.”

The author gives several other observations on this subject, and among the rest, that this radiant heat (as he very properly terms it) is not lessened by a current of colder air.

His next inquiry is concerning the nature of *light*. He produces several experiments, from which he concludes that light contains phlogiston.—And in speaking of the reduction of *Luna cornua* by light, observes, that it is soonest reduced by the violet rays. He contends, that light is nothing more than heat or fire combined with a greater quantity of phlogiston; and on the same principle he accounts for the different colours

colours of light. He proceeds further, and asserts, that if empyreal air be combined with a still greater quantity of phlogiston than is necessary to constitute light, inflammable air is produced.

The author attempts to explain several chymical phenomena upon these principles. But as the theory is evidently ill founded, it will be unnecessary for us to follow him through this part of his work.

The phenomena exhibited by *aurum fulminans*, is also a subject of Mr. Scheele's inquiry; and he endeavours to shew, that they depend on the volatile alkali. The earth of gold decomposes this alkali, by depriving it of part of its phlogiston. The remainder is an air similar to phlogisticated air; and this, by resuming its elastic state, is, he imagines, the cause of the explosion.

The author now returns to the subject of air, and produces experiments from which he concludes, that *empyreal air* is capable of being converted into *aerial acid* or *fixed air*. He considers empyreal air as an elastic acid, dulcified with phlogiston. If the phlogiston be taken from it, it again appears under the form of an acid; and hence he considers this air as
the

the foundation of all acidity. Dr. Priestley and others are of opinion, that phlogiston is communicated to the air in the lungs. But Mr. Scheele maintains the reverse of this doctrine. The blood, according to him, attracts phlogiston from the air. The juices of vegetables do the same in a more powerful manner. The latter, therefore, by taking from the air a greater quantity of the inflammable principle, reduces it to *aerial acid*; whereas blood, attracting that principle less powerfully, converts the empyreal air only into phlogificated air. This kind of air, therefore, he considers as in a middle state between fixed, and empyreal airs; and supposes that the three kinds differ from one another only in their containing a greater or less quantity of phlogiston.

The fallacy of this doctrine, we imagine, will be sufficiently obvious to our philosophical readers. An experiment which the author brings in confirmation of it (viz. of his having breathed inflammable air a great number of times, and yet wondering that he could not breathe it still longer) has been shewn by the Abbé Fontana to have been founded in error.

Mr. Scheele has discovered a very ready and ingenious method of detecting the presence of
 empyreal

empyrean air in water. " I take (says he) an
 " ounce of the water, and let fall into it about
 " four drops of a solution of vitriol of iron,
 " and add two drops of a solution of salt of
 " tartar somewhat diluted with water. It im-
 " mediately yields a dark green precipitate,
 " which in a couple of minutes changes into
 " *yellowish*, if the water contains empyrean air."
 —If there be no change from green to yellow,
 it argues that the water is free from this air.
 The yellow colour is occasioned by the phlo-
 giston of the precipitate being attracted from it
 by the empyrean air.

After applying his erroneous theory of heat,
 &c. to a variety of phenomena, Mr. Scheele
 concludes his performance with describing a new
 species of air which he has discovered, and
 which he calls *stinking sulphureous air*. It is ob-
 tained by mixing powdered quicklime with an
 equal quantity of sulphur, applying a red heat,
 and catching the air in bladders; and may also
 be procured by other methods. It is with this
 air, if we remember right, that Mr. Bergman
 makes the artificial hot mineral water, as the
 Pyrmont and others are made, with fixed air.

Mr. Kirwan the ingenious annotator on this
 performance, at the same time that he allows
 his

his author all the merit that the new facts contained in his work entitles him to, has with equal candour and ability exposed his mistakes in theory.

Dr. Priestley in his letter to Mr. Kirwan, at the end of the book, examines the differences of opinions and facts, between himself and Mr. Scheele, particularly with regard to the purification of air by vegetables growing in it, the contrary of which is maintained by Mr. Scheele. These points will, we imagine, be more fully discussed in Dr. Priestley's fifth volume of Experiments, which we hear will soon be made public. Professor Bergman's preface is chiefly on the best means of prosecuting inquiries in chemistry, and on the advantages derivable from that useful art.

III. *Miscellaneous Surgical Essays, by J. L. Schmucker. (Continued from page 246.)*

XV. **I**N this paper several cases are related by Mr. Schumacher. The first is a case of fistula in ano, that extended an inch within the rectum. After performing the operation usual in such cases, our author discovered an

an opening, that afforded a passage to the urine. He introduced a probe into this channel, and dilated it as far as the bladder. A smart fever succeeded this operation, and lasted ten days, during which time not a drop of urine was discharged through the urethra. Another fistula of nine inches in length was discovered running towards the buttock, and for this also the usual operation was had recourse to. After the fever and inflammation had subsided, the urine began again to take its natural course through the urethra, and at length it entirely ceased to flow through the wounds.

In another patient, Mr. Schumacher extracted a polypus from the nose, that weighed three ounces and a half, and extended a considerable way into the fauces. The profuse hæmorrhage occasioned by the removal of this mass, was stopped by injecting the following liquor: *R.* Bol. armen. pp. ℥j. succ. catuchu. terræ sigillat. āā ℥ss. limat. clavellator. ℥vj. *M.* affunde spir. vin. rectificatissim. ℥bj. digere per tres dies et cola.

Mr. Schumacher speaks of a third case, in which the skin of the scrotum and penis, after having been destroyed by a gangrene of those parts, was completely renewed.

The author next mentions the history of a patient, who, after having been for several years much troubled with the hæmorrhoids, became melancholic, and occasionally subject to *delirium animi*. He had a constant trembling of his right leg, and at length symptoms of apoplexy, which ended in death. On dissection, a steatomatous tumour was found between the dura and pia mater, that weighed three ounces.

The last case related by Mr. Schumacher, is that of a patient whose complaints originated from a wound with a broad sword, that penetrated through the os bregmatis to the brain. The wound healed, but left the patient subject to vertigo and head-ache. During sixteen years, however, he enjoyed a tolerable state of health, relieving his head-ache by occasional venæsections. At the end of that time he began to be subject to apoplexy, which at length terminated fatally. On dissection, it was discovered that the wound of the parietal bone was not closed as had been supposed, but was open through its whole length. The cortical substance of the brain was of a gelatinous texture; the medullary substance hard, and abounding with large blood vessels; the ventricles were filled with coagulated blood and serum, and the left ventricle

tricle contained a steatomatous tumour of the size of a nutmeg.

XVI. *A Case of Hemiplegia, occasioned by Blood extravasated within the Cranium, by Mr. Wurm.* We have here the case of a soldier, who often lost his understanding for a short space of time. Previous to the paroxysm, he constantly complained of a particular sensation over the margin of the left orbit. It was at length discovered, that about three weeks previous to these attacks, he had received a violent contusion over his left eye; and on examining the part, our author observed the appearance of a cicatrix. An incision was made through it; and the night following the left side of the patient's body became paralytic. The trepan was then had recourse to; a considerable coagulum of fresh extravasated blood was found within the cranium; and soon after its removal the symptoms disappeared.

XVII. *A Case of a Wound of the Head, by Mr. Geisler.* A soldier who attempted to shoot himself, put the orifice of his firelock so near to his forehead, that the explosion affected chiefly the integuments, and made but a slight impression on the bones of the head. In the course of a few days, an oedematous swelling

spread over the whole head, the skin separated from both the parietal bones, and a considerable suppuration took place. Openings were made in different parts, in order to give a free vent to the matter, and as the suppuration diminished, the skin was pressed to the bones by compresses, and soon united with them again, so that only a small portion of bone, of about the size of a shilling, exfoliated.

XVIII. *Of a Concussion of the Brain, by Mr. Köhler.*—The cure in this case was effected chiefly by repeated bleedings, but slowly. It was remarkable that the patient found himself worse as often as warm fomentations were applied to his head. The editor of the work, Mr. Schumacher, takes occasion from this circumstance to point out the bad effects of warm, and the utility of cold applications in wounds of the head.

XIX. *Of a fatal wound of the forehead, by Mr. Pistor.* The patient, whose case is here related, was wounded in the forehead with a knife that penetrated the brain. He would not submit to the application of the trepan, and a considerable suppuration of the brain took place, notwithstanding which the patient lived seventy-six days after the accident.

XX.

XX. *Of a gun shot wound through the Sinus frontalis, by Mr. Ramdohr.*—In this case the ball passed into the brain. The patient fell down at the time he received the wound, but soon grew better, and during the space of four months remained so well that no person would have doubted of his perfect recovery, if it had had not been known that the ball was still within the cranium. At the end of that time he became lethargic, affected with convulsions, and died. After his death the ball was found in the middle of the medullary substance, half an inch above the left anterior ventricle.

XXI. *The case of a young man whose hand was torn off at the joint of the wrist by the wheel of a mill, by Mr. Riefenbach.*—In this case the ends of the bones of the fore arm were laid bare for upwards of an inch, and two considerable excavations were observed in the fleshy parts, occasioned by the loss of muscles that had been carried away with the hand. Nature soon threw off the prominent part of the ulna, but the separation of the radius proceeding more slowly, our author judged it advisable to saw off the extremity of that bone. This was accordingly done, and the wound healed soon after.

XXII.

XXII. *A luxation of the vertebræ colli success-fully treated, by Mr. Sellie.*—In this case the patient fell backwards from his horse and remained senseless on the ground. His head was so extremely moveable, that it required the assistance of a person to confine it. His face was much swelled, his mouth open, and his respiration so slow that he could hardly be said to breathe more than once in a minute, his pulse at the same time being scarcely perceptible. The vertebræ being evidently luxated backwards, the author directed one of his assistants to take hold of the patient's head, while another did the same with his shoulders and lower part of his neck. Both made an extension at the same time, and increased it by degrees; when it was sufficient Mr. Sellie pressed the luxated vertebræ inwards into their right place. The head immediately acquired more firmness; the volatile spirit was rubbed into his neck, and a dose of the tincture thebaica administered immediately after the operation. In a few minutes the patient's breathing became freer, the pulse stronger, and all the symptoms gradually disappeared, so that on the eighth day after the accident he was perfectly recovered.

XXIII.

XXIII. *Of a luxation of the last vertebra dorsi and first vertebra lumborum, by Mr. Riediger.*— The accident here spoken of was occasioned by a considerable weight that fell upon the patient's back. The last vertebra of the back was luxated outward, and on the right side, three fingers breadth from the first lumbar vertebra. In order to reduce it, the patient was placed in a straight line, upon his belly, in a bed, and when the extension was sufficient, the bone by suitable pressure, though not without much difficulty, was brought back into its natural position; but no sooner was the extension discontinued than it resumed its former situation. This was prevented from happening again by a constant pressure with the hand for some time, and afterwards by means of compresses, and bandage. The patient continued in this extended posture on his belly for twenty days, after which he was allowed to lie upon his back, and in six weeks the cure was complete.

XXIV. *Of a violent colic occasioned by a sharp piece of bone in the intestines, by Mr. Sponitzer.*— The pain in this case was extremely severe, and attended with fever and vomiting. The inflammatory symptoms were lessened by repeated venæsections, and by means of purgative remedies the

the seat of the pain was gradually removed lower down till at length it reached the rectum, and the patient then voided blood with his fæces. This induced our author to introduce his finger into the rectum, and by this means he discovered a hard substance which was with difficulty extracted, and proved to be a sharp-pointed piece of bone, two inches in length.

XXV. *Of a gun shot wound through the lungs, successfully treated, by the same.*—In this patient the ball passed through both lobes of the lungs, and fractured the scapula and one of the ribs, The splinters of bone were carefully extracted, and in ten weeks time by means of repeated blood-letting, the patient, notwithstanding his intemperate use of brandy, recovered. He is now alive and well, though the accident happened twenty years ago. It is remarkable that the anterior wound where a part of the rib an inch long was lost, formed a cicatrix which is moved at each inspiration.

XXVI. *Of an abscess of the abdomen, by the same.*—In this case a painful tumour arose on the right side of the belly, and at length suppurated and produced a fistulous ulcer. At first fæces passed through it, and afterwards indigested aliment, so that the discharge by the anus was entirely

entirely stopped. After a while, however, compression on the fistula disposed it to heal, and the fæces began to resume their natural course again without any other remedy.

XXVII. *Of a singular disease of the Elbow joint, by Mr. Gödücke.*—The complaint here spoken of was brought on by a slight contusion. The joint swelled, became painful, and was supposed to contain matter. On cutting into this tumour our author, instead of pus, discovered a soft excrescence, which he extracted without any considerable hæmorrhage, but it repeatedly grew again and was as often extirpated, till at length it became cancerous, and the patient died.

XXVIII. *Case of a Fissure of the Tibia, by the same.*—This accident was occasioned by the kick of a horse. At first no injury was observable in the bone, but the patient could not make use of his leg; at length a hollow line was discovered, which disappeared in six weeks, and the patient recovered the use of his limb.

XXIX. *Of an Abscess of the Back, occasioned by an Inflammation of the Lungs, by the same.*—In this case, the patient who some time before had been troubled with an inflammation of the lungs, complained of violent pain in his right side, near the spine, and at about the sixth or seventh true

rib. As the danger seemed urging, our author, notwithstanding there was no swelling externally, ventured to make an incision at this part. A considerable quantity of foetid pus was discharged through this opening, and in the course of a few weeks the patient found himself well.

XXX. *An Account of a fatal Suppuration of the Muscles of the Calf of the Leg, by Mr. Kühn.*

—A man, after leaping over a ditch, was seized with an acute pain in the calf of his leg, which continued a year and a half, when a swelling appeared externally, which increased in a short time so much that it seemed likely to burst. The patient for some time refused to have it opened; at length, however, he consented; but it was too late, as the muscles were destroyed, and the bone was in a carious state. The night succeeding the operation, the patient was attacked with fever and delirium; the next day a mortification came on, and on the fifth the patient died.

XXXI. *Of an inflammatory Sore Throat, succeeded by Abscesses in different Parts of the Body, by the same.*—Mr. Kühn relates a case of inflammatory sore throat that ended in suppuration. Two pounds of pus were discharged from the abscess; and a few weeks afterwards two other abscesses

abscesses formed, one on the patient's arm, and the other on his fore arm. The former yielded eleven, and the latter fifteen ounces of pus. These were succeeded by abscesses in the foot, thigh, and leg, each of which afforded a considerable discharge of matter, particularly the latter; three pounds eleven ounces of pus having been evacuated from it. After these successive suppurations, the patient recovered by means of the Peruvian bark combined with the *radix serpentaria*, of which we are told he took thirty-three drachms daily.

XXXII. *An Account of a dangerous Wound of a Child's Hand successfully treated, by Mr. Jung.*—In this case all the bones and muscles were cut through, and the hand was suspended only by part of the integuments, and by the tendon of the flexor indicis. The child was attacked with the small-pox soon after the accident, but the cure was completed in little more than two months without any exfoliation; all the fingers, however, remained stiff.—Mr. Hoffmann, we are told, was equally successful in a similar wound of the fore arm. In this case the bones, and most of the muscles were divided, but the large vessels remained untouched. The cure was per-

formed in ten weeks without exfoliation, but the arm remained a little crooked.

X XXXIII. *Of a large Furunculus on the Back,* by Mr. Schopper.—The *furunculus* here spoken of was as large as a plate, and a great part of it was in a gangrenous state. The patient had a violent fever with delirium. Mr. Schopper scarified not only the mortified part, but likewise the found edges of the furunculus, and sprinkled it with sal ammoniacum and Peruvian bark, giving at the same time the latter internally. By these means a separation was produced, and the patient recovered.

Mr. Schmucker, the editor of this volume, has added some very interesting remarks on this species of *furunculus*, which he observes may be called *furunculus gangrenosus*. At its first appearance it is not larger than a chesnut, after which it spreads daily till it is as large as a plate, but without becoming soft. Through its whole course it is accompanied with a violent inflammatory fever, and sometimes with delirium. No topical applications will bring it to suppuration. It continues uniformly hard, inflamed, and painful, and if opened yields only an ichorous discharge. Its most usual seat is in those parts of the skin where the adipose membrane is thickest,

as the neck, back, hypochondriac and iliac regions; of all these our author considers the neck as the most dangerous part it can occur in. He ascribes the cause of this *furunculus* to a gouty matter, having never observed this disease in any but gouty people. In general the furunculus breaks of itself by several small openings, through which exudes a yellowish and green ichor. Mr. Schmucker has seen thirty such openings. He advises us to enlarge them without delay, otherwise the ichor will corrode all the surrounding parts to the bone, the inflammatory will change into a putrid fever, and death will be unavoidable. The cure we are told, depends on early venæsection, which it will sometimes be necessary to repeat five or six times during the first three days, in order to moderate the inflammatory symptoms. When a gangrene has taken place, we are directed to obviate it by early and sufficient incisions.

XXXIV. *An Account of the ill Effects of fresh baked Bread*, by Mr. Horn.—This paper contains the cases of two soldiers who died soon after eating immoderately of fresh baked bread. They complained of great uneasiness at the stomach, and puked frequently, but without evacuating any bread; their bellies became extremely hard
and

and tumid, and their pulse hardly perceptible. On examining their bodies after death, the intestines were found extremely distended with air, and singularly contorted.

As cattle are occasionally subject to a similar inflation, and the common practice in such cases is to evacuate the air by plunging a trochar into the abdomen, our author asks, whether, under similar circumstances, such a mode of relief would be adviseable in the human subject?

XXXV. *Of the Cure of a spurious Aneurism,* by Mr. Cramer.—The aneurism here spoken of was as large as a hen's egg, and the cure was effected in about four months by compression.

XXXVI. *An Account of a Man who swallowed Pins, Nails, &c.* by Mr. Block.—This man swallowed 102 pins, 150 nails, several hair-pins, pieces of glass, buckles, money, &c. all which passed off successively by stool, without producing any other inconvenience than frequent puking.

XXXVII. *Of a Caries of the Scull,* by Mr. Sellie.—A wound on the upper part of the os frontis was completely cured in about a fortnight; but some time afterwards the patient complained of a violent pain in that part, and at length a swelling took place over the whole head, and was succeeded

succeeded by hectic fever, locked jaw, and a supuration. On opening the abscess a great part of the cranium was found to be carious. As the disease was suspected to be venereal, mercurial frictions were prescribed, and in about three months the patient was cured.

XXXVIII. *Of a Mortification of the Vagina after a difficult Labour, by Mr. Hagen.*—In this case the urethra was likewise destroyed, notwithstanding which the patient recovered.

XXXIX. *Of a Prolapsus of the Colon, by the same.*—The colon in this case descended through the anus, and being neglected, mortified and proved fatal to the patient.

XL. *An Account of a spitting of Blood in an Infant, by Mr. Riefenbach.*—The patient was only five days old, and a coffee-cupful of blood was discharged from the mouth without any bad consequence.

XLI. *Of a difficult Labour, occasioned by a Prolapsus of the Vagina, by Mr. Gieseman.*—In this case the opening in the prolapsed vagina was not larger than a shilling, and at each labour pain the whole uterus with the vagina and child seemed, as our author expresses himself, to fall out. The woman from her exhausted state seeming to require speedy relief, Mr. Gieseman introduced a hollow
probe

probe into the opening of the vagina, which he cut throughout its whole length, by which means the delivery was easily accomplished, and the woman, we are told, has since borne three children.

XLII. *Of a Suppuration of the Omentum, by Mr. Dibel.*—A woman far advanced in her pregnancy received a violent blow on the navel, which occasioned very severe pain. The pain was relieved by venæsection, and about three weeks after the accident the patient was safely delivered; but the labour renewed the pain at the navel again, and it was not long before an abscess began to appear in the left groin, which suppurated and discharged a considerable quantity of pus and blood mixed with pieces of corrupted omentum. After this the patient soon recovered.

IV. *Observations on the poisonous Vegetables which are either indigenous in Great Britain, or cultivated for Ornament.* By B. Wilmer, Surgeon. 8vo. Longman, London. 103 pages, 2s.

FORTUNATELY, the number of poisonous herbs is very small. Even of these the dreadful effects may be prevented, by an
im-

immediate and proper attention, or removed, though they have partly taken place. They appear to act by an impression on the nervous system, rather than by an inflammation of the stomach and duodenum as mineral poisons do, which from this beginning produce those other intervening symptoms that usually end in death. In different constitutions, however, they will have various, and sometimes opposite effects.

The vegetable poisons described in the work before us, are arranged in two divisions. The first includes those from which maniacal symptoms may be expected, or the various nervous affections, from a vertigo to a fatal apoplexy. The plants of this class are, the *hyoscyamus niger*, *belladonna*, *napellus cæruleus*, *cynocrambe*, *stramonium*, *cicuta major*, *agaricus muscarius*, *fungus piperatus*. The other class consists of such as produce epileptic symptoms. A loss of understanding, of speech, and of all the senses, commonly taking place in a few minutes after these poisons are in the stomach, and death closing the scene in the short period of one hour or two. The plants of this class known in Great Britain, and enumerated by our author, are the *oenanthe crocata*, *cicuta aquatica*, and *lauro-cerasus*. The two first only are natives of

our island; the last is most fatal, and requires a chemical preparation. Its poison may therefore in some measure be said to be an invention of art.

To his account of each poisonous herb, Mr. Wilmer has prefixed the synonyma of different botanic authors; and after giving a description of the plant, adds such remarks on its effects as his own experience, or the works of preceding writers, have suggested to him.

In treating of the common henbane, he observes, that it is frequently found upon dung-hills, and that its roots mixt with manure are introduced into our gardens, where he supposes them to have been often mistaken for those of parsnip, which they much resemble. His friend Mr. Harrold once saw two women, who from eating the supposed roots of parsnip became maniacal, and were so furious, that strict confinement was necessary for several days.

In the year 1765, the family of a farmer at Loughton in Buckinghamshire, consisting of six persons, dined upon pudding, boiled meat, and the roots of parsnip. Soon after dinner they all became ill, and in two hours our author was a witness of the following scene.—Mrs. York (the farmer's wife) was upon a bed with all the
 symptoms

symptoms of apoplexy. Two of the children were stupid, and appeared like those intoxicated with spirituous liquors. A man-servant and the maid, with uncommon agitation of mind, were dancing about the room with all the appearance of maniacal persons. A middle aged man (the shepherd) had dined with the rest, and after dinner went about his business in the fields, where he was found staggering like a man intoxicated.

Mr. Wilmer attempted to give an emetic to the man-servant, but he had no sooner received it into his mouth than he spit it out again. Five grains of emetic tartar, dissolved in water, were then conveyed into the stomach by means of a funnel, and he soon vomited up large quantities of the roots. In a short time he recovered the use of his reason, and complained of nothing more than a slight head-ach. An emetic was given to all the rest, except Mrs. York, and after the stomach had ejected its contents, they recovered in a very short space of time.

Mrs. York had never eat any parsnips before in her life; but being prevailed upon, unfortunately, to taste them, she took more than any one of the family. All attempts to convey me-

dicine into her stomach were ineffectual. Acrimonious and purgative glysters were injected, without producing any evacuation. The most powerful stimulants were applied to various parts of the body, without exciting any apparent effect. In the evening the apoplectic snoring increased, attended with a quick pulse; her extremities were warm and moist with sweat. During the night, the difficulty of respiration was accompanied with a rattling in the bronchia; the nostrils were compressed, her feet became cold, and at six o'clock in the morning she died. Our author could not obtain leave to open the body.

Suspecting that the roots of some poisonous plant had been mixed with the parsnips, he desired to see some of them; and upon an accurate examination perceived them evidently of two kinds. As the roots at that time were not furnished with leaves, he took them home and planted them in his garden. Some of them proved to be the *pastinacha sativa*, or garden parsnip, and the other the *hyoscyamus niger*, or common henbane.

In his account of the *napellus cœruleus*, or blue monkshood, the extract of which has been so much extolled by Dr. Storck and Dr. Collin as
a cure

a cure for rheumatism, our author informs us, that he gave it a fair trial in two cases of chronic rheumatism, and in the doses recommended by Dr. Storck, but without experiencing any good or ill effect from it.

When any of the narcotic vegetable poisons have been unfortunately taken, our author observes that the indications of cure will be, 1. To unload the stomach by the speedy administration of an active emetic. 2. To procure stools, either by proper cathartics, if the patient can swallow them, or by the injection of stimulating clysters. 3. To correct and counteract the sedative effects of the poison, by giving from time to time draughts of some vegetable liquor, weak sparkling cyder or perry. And, 4. If any paralytic symptoms should remain, or the muscular action be much impaired, proper stimuli should be applied, such as sinapisms and blisters, but more particularly the use of electricity is indicated.

By observing these rules, he once saw a patient who had taken two ounces of the thebaic tincture, perfectly recover in two days.

The poisons of the first class, in general, have a virose disagreeable smell and taste; on the contrary, those of the second would appear by the
evidence

evidence of the senses to be perfectly harmless; But they speedily occasion epileptic symptoms. Of all epilepsies, remarks our author, these are the most fatal; of all poisons, these are the most deadly. Pleasant to the taste, or inoffensive to the palate, they pass unsuspected into the stomach; as soon as they take possession there, the two orifices are shut up by spasms; nothing can be expelled, nor can any thing be got in: all possibility of relief is cut off; and should that principle inherent in animal life, which tends to throw off every thing injurious to the machine, act, it produces those ineffectual heavings and struggles, which answer no other purposes than to accelerate and increase the effects of the poison.

At a time when putrefaction is far advanced, and at a distant period from death, should the face be discovered of an intense black colour, it may naturally be asked, from whence it arises. Does putrefaction occasion it? To this question the author replies, that the blackness of the face is occasioned by putrefaction, but not by that only. He observes, that if convulsions precede death, and the body becomes very putrid after it, the effect may be produced, as it depends on an interruption of the circulation through the
lungs

lungs by an epileptic spasm. When this happens, the left ventricle of the heart will exert a power to overcome the resistance; but as no more blood can be received by the vena cava, already overcharged, it must necessarily either be propelled into vessels which in a healthy state refuse admission to red blood, or the small arteries terminating in red veins will be ruptured, and their contents consequently thrown out into the cellular membrane under the skin. At the time, or soon after death, the extravasated blood is not visible through the skin: but when the process of putrefaction takes place, an intestine commotion ensues; an elastic air distends the body; the stagnant blood is rendered both thinner and blacker; it soaks through the cutis, is refused a passage by the minute pores of the cuticle; and spreading abroad, dyes the rete mucosum of a black colour.

In his account of the *lauro-cerasus*, Mr. Wilmer relates three experiments made by himself on different animals with laurel water. In the first experiment, two ounces of it were given to a large strong dog. Two minutes after taking it the animal was convulsed; but after violent efforts to vomit brought up the greatest part of it, and in the space of three or four minutes recovered.

covered. One ounce more of the water was then given him, with which he was sooner and more affected than with the first dose. He breathed with difficulty, vomited, and his head was drawn backward. He fell down and was generally convulsed; but in less than half an hour perfectly recovered. The second experiment was on a young greyhound. One ounce of the water was poured into the dog's throat, and as soon as it was swallowed the animal fell down upon its side, and without the least perceptible motion was dead in a moment. The subject of the third experiment was a mare, aged 28 years. Within a minute from the time of her swallowing a pint and a quarter of laurel water, she seemed affected. In two minutes she fell down, and shortly after was violently convulsed. The convulsions continued about five minutes, at the end of which time she lay still, but her breathing was very quick and laborious, and her eyes were affected with continual spasms. Four ounces more of the water were then given to her, and in about fifteen minutes from the time of her first seizure, she expired. After death, the lungs were found remarkably full of blood, the small vessels upon their surface being

as visible as if they had been injected with wax.

Although the poison of laurel appears to consist in the essential oil brought over by distillation, yet it is much to be suspected that an infusion of its leaves may in some cases, and some constitutions, prove injurious. They have been in common use to give a flavour to custards, &c. but from an instance of their effects related by our author, this practice should not be continued. He had occasion it seems to see a young lady of an irritable habit, who was affected in the night with sickness, succeeded by cold sweats, an irregular pulse, and such other symptoms as led him to suspect that she had taken something extremely noxious into her stomach. It appeared, that she had eaten nothing the preceding evening but custard; but, upon examination, Mr. Wilmer found that the custards were very strongly flavoured with laurel leaves. She continued ill a few days, and afterwards perfectly recovered.

SECTION II.

ESSAYS AND OBSERVATIONS.

- I. *A Case of Hydrophthalmia successfully treated.*
 By Mr. Edward Ford, Surgeon to the Westminster General Dispensary. Communicated by Samuel Foart Simmons, M. D. F. R. S. Read May 7, 1781.

MARY Bethell, aged twelve years, daughter of a publican in White-horse Yard, Drury-lane, lost the sight of her left eye by the small pox; and, in consequence of a blow received some time after, had a complete opacity of the cornea, attended with a dropsy of the aqueous humour.—It projected considerably, and was frequently subject to pain and inflammation, which often affected the sound eye.

It continued gradually to enlarge, till at length, in January 1776, it burst, and discharged a clear thin fluid; the tumour again filled, and in the month of June 1776, she was recommended as a patient to the Westminster General Dispensary.—I found the cornea of the left eye bulging out considerably from the orbit, so much indeed, that the eyelids could not be brought into contact

tact with each other. The inconvenience of the disease was sufficient to justify an operation ; it was a great deformity to the patient, and though the sight of the other eye was not then impaired, yet the frequent returns of inflammation to which it was liable, might have terminated in a total blindness.

Accordingly, with the concurrence of several gentlemen of the faculty, I made a large incision through the cornea, with the knife used in the extraction of the cataract ; a tea-spoonful of clear water issued from the wound ; but as in that operation we endeavour to obviate inflammation as much as possible ; and in the present one my idea was to raise it in a moderate degree, I again introduced the knife, and made a small incision through which a portion of the vitreous humour escaped. Both eyes were then bound up with compresses dipt in saturnine water. The usual antiphlogistic regimen was pursued, and the symptoms of fever were not violent.

On the third day after the operation the eye was examined, but there was very little inflammation.

It is unnecessary to relate all the particulars of the treatment, I shall only observe, that in three weeks the disease returned.

It appeared to me that the relapse was owing to a want of sufficient inflammation to bring on cohesion, I therefore prepared my patient for a few days, previous to a second operation, by diet and a gentle purge; and on Sunday the 8th of September, the sound eye being bound up, and the diseased one fixed by a speculum oculi, I passed a large triangular needle, armed with a double thread of silk, through the anterior chamber of the eye. The thread being secured, the saturnine water was applied, and the same plan pursued as before, but with better success, for, within a fortnight, from the introduction of the seton, a considerable inflammation with slight suppuration had taken place; but it proceeded so very gradually that the other eye had suffered very little.

I now took out the seton, as the inflammation was still increasing, and it appeared to me to have arrived to such a crisis as would effect a cure. The inflammation soon subsided, and the eye was reduced to rather less than its natural size, in which state it has remained to this present time, being five years since the operation.

We meet with little satisfactory information concerning the hydrophthalmia in books of surgery.

gery. Porterfield mentions it, St. Yves likewise takes notice of this disease, but points out no mode of cure.—Nuck relates an account of his having cured a person labouring under this disorder, by making a small incision in the cornea, to evacuate the aqueous humour, and afterwards bringing about a cohesion by pressure.—The same method is likewise adopted by Heister.—How far they mean to recommend this practice in those cases where vision is not totally obstructed by the hydrophthalia, and the intent of the operator is to restore or to improve sight, is not by any means the object of the present paper, its purport is to propose a mode of cure in those cases of hydrophthalia that are attended with a complete opacity of the cornea.

Golden-Square, May 2, 1781.

II. *A Case of obstinate Costiveness. Communicated by John Elliott, M. D. Read May 14, 1781.*

ON the 21st of November last I was consulted by a young woman, twenty years of age, who, till then, had enjoyed an uninterrupted state of good health. She was well-made, and naturally lively, and seemingly rather of a robust constitution.

She

She complained of pains in her legs, thighs, back, and head; lowness of spirits, sickness at the stomach, and loss of appetite. Her urine was in a natural quantity, but high-coloured; her pulse quicker than usual, beating about ninety strokes in a minute; her tongue slightly incrusted, and she complained of thirst. Tho' never before subject to costiveness, she had now, I found, been eleven days without going to stool; but as she had ate but little during that time, she had ascribed her want of stools to that circumstance. She had no yellowness of the skin, or tunica conjunctiva; no symptom that indicated an obstruction of the biliary ducts.

I thought it necessary to begin by procuring stools; and as in general she had experienced that the mildest purgative was sufficient to produce this effect, I contented myself with prescribing six drachms of Glauber's salt, and an equal quantity of manna, to be dissolved in two ounces of water, with the addition of six grains of the powder of jalap. The patient swallowed this draught, and drank liberally of weak broth and other diluting liquors to promote its operation, but without effect. After a few hours the same draught was repeated, with the addition of fifteen grains of the powder,
and

and two drachms of the tincture of jalap. This was not more successful than the last, nor did it occasion any vomiting, or much inclination to vomit, or any considerable pain in the stomach. In a few hours after she had taken it her thirst increased, her head-ache grew worse, and I advised the use of a purgative and emollient glyster, at the same time directing two table spoonfuls of a purging mixture to be taken every two hours. The mixture consisted of two ounces of Glauber's salt, dissolved in eight ounces of infusion of senna.—The glyster brought away with it a considerable portion of hardened feces, but the mixture produced no evacuation. During all this time she took nourishing things occasionally, but never brought any thing from off her stomach, and seldom complained of being sick.

Nov. 22.—Her abdomen felt considerably distended, and was somewhat painful when touched. Her pulse was quicker and fuller than yesterday.—I advised the taking away eight ounces of blood, and directed the glyster to be twice repeated in the course of the day. They each remained with her about an hour, and produced similar effects to the first; but with this difference, that they had occasioned considerable
 pain

pain during their stay. She continued the use of the mixture, with the addition of *Ol. Ricini*, but without any purgative effect.

Nov. 23.—The patient's belly was less painful, and not more tumid than yesterday. — A repetition of the glyster occasioned more pain than yesterday, and brought away some fœces with it.—It was repeated again in the evening, and an hour previous to its being injected, she took fifteen grains of the *Extract. Cathart.* and two grains of the *Extract. Thebaic.* made into pills. These prevented the painful effect of the glyster, but procured no evacuation. She continued the use of the mixture.

Nov. 24.—The patient had slept three hours, and was much refreshed.—She had voided a good deal of high-coloured urine.—She continued the use of the mixture, and repeated the pills and glysters twice in the course of the day.—At night she tried the warm bath.

Nov. 25.—The patient was nearly in the same state as the day before, only that her pulse was quickened to one hundred, and her thirst was more increased. I therefore directed manna, instead of Glauber's salt, to be dissolved in the mixture, and advised her to eat tamarinds, stewed pruants, &c.—Remembering to have read in the *Edinburgh Medical Essays* of the efficacy of cold

cold bathing in obstinate constipation, I directed cold water to be thrown on the patient's feet and legs, but this had no better effect than the warm bath tried the night before. The case seemed favourable for the trial of quicksilver, but I was fearful it might do irreparable mischief by its weight and stimulus in case it did not pass.— As there were at present no symptoms that indicated any inflammation of the bowels, I determined to persevere in the frequent use of glysters and mild evacuants, and therefore ventured to prescribe the former without the previous use of the pills; but the pain was very considerable and of long duration, so that we were obliged to have recourse to them again, and they had the same good effect as before. In this state the patient continued till the 30th, when she had a considerable evacuation by stool, and the day following another, but not without a repetition of the glysters and pills, to the use of which we found it necessary to recur occasionally till the 14th of December, when she began to evacuate her fœces in a natural manner. She soon recovered, and is now in perfect health.

As I find it difficult to account satisfactorily for all the phenomena of the above case, I shall content myself with having related the facts as

they occurred to me, without attempting to reason on them. If they should meet with the approbation of the learned Society to whom I have the honour to present them, my end will be fully answered.

Carnaby Market, London,

May 8th, 1781.

SECTION III.

MEDICAL AND PHILOSOPHICAL NEWS:

AN academy of sciences has lately been founded at Batavia in the East Indies. It consists of a president, a director, and an unlimited number of members. The principal objects of this new institution are, Commerce, and Agriculture; but besides these, it means to extend its views to Physic, Natural Philosophy, Natural History, Antiquities, and Morals.—The academy has already proposed the following questions in Physic. The prize for each will be proportioned to the utility of the dissertation, at the discretion of the president and director, but if approved of will be at least 100 rix dollars:

I. Quæ-

I. Quænam sit species dysenterix Indis propriæ, quomodo ea ab Europea differt, quibusve remediis sit arcenda ?

II. Cur obstructio viscerum, appellata *Koek*, sit adeo communis Batavis, et quomodo hujus progressus sistatur ?

III. Quinam sint fructus, herbæ atque radices medicatæ indigenæ, de quarum virtute adhuc nil constabat ?

The dissertations on these subjects are to be written in Dutch, French, or Latin, and addressed to the president and director.

Dr. Bland, physician in London, has lately communicated to the Royal Society some interesting observations, founded on the midwifery reports of the Westminster General Dispensary, and tending to ascertain the number of accidents or deaths that happen in consequence of parturition, and the proportion of male to female children. The ingenious author has likewise attempted to determine the chance of life at different periods, from infancy to twenty-six years of age, and the proportion of natives to the rest of the inhabitants of London. These

enquiries afford a melancholy proof of the mortality that prevails amongst the children of the poorer class of people in this metropolis, since it appears, that five out of twelve die before they have attained the age of two years, and that only one half of all that are born live to be four years old. The small proportion of natives to the rest of the inhabitants of London is likewise another striking result of Dr. Bland's researches, and proves, at how great an expence to the country the population of this great city is supported.

Mr. Andrews, jun. surgeon at Bampton in Oxfordshire, in a letter to Dr. William Hunter, F. R. S. lately read at the Royal Society, gives an account of a remarkable operation performed on a broken arm in a young man of eighteen, by trade a maltster. The fractured end of the bone, with part of the capsular ligament adhering to it, was forced through the pectoralis major and integuments, so that about three inches of the bone protruded through the wound. When Mr. Andrews and his father saw the patient, they recollected the case described by Mr. White in the *Phil. Transf.* Vol. LI. and determined

mined to imitate the operation there spoken of, by sawing off the protuding portion of the bone, rather than attempt a reduction of it, as this would have required considerable tension and an enlargement of the wound, which might have endangered the axillary artery. Besides, from the long exposure of the bone to the air, a considerable exfoliation must have been expected.—A spatula being placed between the bone and the skin to guard it against the action of the saw, the protruding part of the bone was sawed off, and the remainder properly replaced. The arm was confined close to the side, with the elbow bent.—In the course of the treatment, two or three abscesses formed at different parts of the arm and breast, which were opened and healed without difficulty. At the end of the seventh week the renovated bone had acquired considerable strength, so as to allow of motion to the arm. The patient has now the perfect use of it, and it is not at all shorter than his other arm.

Dr. Hunter of York, F. R. S. has lately experienced the efficacy of a vapour bath, in a case of hydrocephalus internus. The disease, previous to the trial of this remedy, is said to have

have been considerably advanced, the sight of the right eye having been much affected, and the use of the child's limbs almost totally lost. By persevering in the use of this bath a short time, the patient was cured.—In another case of this kind, a respectable physician in London has seen favourable effects take place from the use of calomel. The child took a grain of it daily; when the mouth began to be affected, it was discontinued for a few days, and afterwards had recourse to again. This course was pursued, till the patient had taken about thirty grains of calomel. During all this time the progress of the disease seemed at least to be suspended by the remedy, as the child's head measured eighteen inches in circumference previous to the exhibition of the mercury, and there was no apparent increase in its bulk during the mercurial course. But at length the parents of the child becoming unwilling to try it any longer, it was discontinued, and since that time the head has gradually increased in size, measuring now about twenty-two inches in circumference.

Mr. Henry Smeathman, an ingenious naturalist, intends soon to publish an account of his travels

travels in Africa and the West Indies, in two volumes quarto. The continent of Africa and its productions are little known to Europeans, and have long been objects of curiosity to the lovers of natural history, some few of whom, it seems, suggested the plan of a voyage to that quarter of the globe, and enabled the author to embark with the necessary apparatus for making collections and observations in those countries, where he resided near eight years, promoting, as far as circumstances would permit, the chief object of his travels.

Mr. Smeathman, however, did not confine his views merely to natural history, but likewise studied the diseases of Africa, which he means to describe in his work, together with the different modes of treatment practised by the natives and by Europeans.

At the sale of the late Mr. Blackall's anatomical preparations on Monday, May 1, the double uterus and vagina described by Dr. Purcell of Dublin in the 64th volume of the *Philos. Trans.* was purchased by Mr. John Hunter for fifty guineas.—In the above collection, among several preparations of diseases, the following, on account

count of their singularity, seem worthy of being recorded. 1. *A tumour compressing the oesophagus.*

—This was taken from a man who died in St. Bartholomew's Hospital in Dec. 1779, and whose deglutition was prevented by a large tumour situated in the lungs, below the bifurcation of the trachea. During life, a tumour (seemingly scrophulous) appeared on the left side of the neck above the level of the larynx. When cut into after death, it was found to contain a foetid, consistent matter. The pharynx and upper part of the oesophagus were overspread with a malignant (apparently cancerous) ulceration, which had destroyed in one point the substance of the oesophagus, and there the cavity of the tumour in which the matter before-mentioned was lodged, communicated with the oesophagus.

2. *A diseased hand.*—This was amputated on account of a caries of the bones of the middle finger, and an hæmorrhage which could not be restrained. On dissection, all the arteries of the part appeared diseased, dilated, and aneurismal.

3. *A communication between the stomach and gall bladder.*—This was taken from a man who died of an ascites, after being tapped. On dissection, a considerable quantity of blood was found in the abdomen. 4. *A communication between the*

trachea

trachea and the pulmonary artery.—The subject of this disease died in St. Bartholomew's hospital in 1780, by a sudden discharge of blood, seemingly arterial, from the mouth. On dissection, a large communication appeared to have taken place between the right branch of the pulmonary artery, and the same branch of the trachea.

5. *A disease of the urethra and bladder.*—This preparation was taken from a man whose complaints originated from an obstructed urethra; for some time before his death, his urine, instead of passing through the penis, was discharged through five or six fistulæ in the scrotum, the patient experiencing great pain about the bladder and rectum. On dissection, opposite to the fistulæ in the scrotum, an obstruction was discovered in the urethra, occasioned primarily by a stricture of that canal, but completed by seven or eight calculi which had been caused by it, and which were lodged immediately behind it. The bladder, which was greatly thickened, was filled with mucus, and contained six calculi. Behind the bladder was a mass of thickened parts connecting it with the rectum, and a communication between the bladder and rectum large enough to admit a bougie.

At a public meeting of the Academy of Surgery at Paris, on the 26th of April, the gold medal of 500 livres value was adjudged to the celebrated Professor Camper for the best dissertation on the prize question announced last year; after which were read the elogy of the late M. Didier, by M. Louis; some reflexions on the exfoliation of bones by M. Fabre; remarks on abscesses in the substance of the tongue by M. Petibeau; and a dissertation on the locked jaw by M. Sabatier.

PROMOTIONS.

Dr. Henry Revell Reynolds, and Dr. Thomas Bowdler, physicians in London, to be Fellows of the Royal Society.—Dr. Martin Wall to be reader in chemistry at Oxford.—*April 28*, Mr. Valentine Jones to be surgeon to the first troop of horse guards, in the room of Mr. Robert Sinclair.—*May 26*. Dr. Thomas Clerk, member of the College of Physicians, London, to be physician to the forces in North America, under the command of Sir Henry Clinton.—Mr. Patrick

trick Connor, late assistant surgeon to the hospital at St. Vincent's, to be surgeon to the hospital in the Leeward Islands.

DEATHS.

March 11.—At Reading in Berkshire, Mr. Palmer, apothecary, aged 63 years.

24.—At Watton in Norfolk, Mr. Robinson, surgeon.

26.—At his seat at Huntingdon in Scotland, George Gray, M. D. formerly physician to the factory at Calcutta.

April 7.—In Lamb-street, Spital-fields, London, Mr. Peter Moses Chastelier, surgeon.

12.—At Millthrop in Westmoreland, Mr. Francis Herd, surgeon.

21. At Morpeth, Northumberland, Mr. Reed, surgeon.

28.—At Newcastle upon Tyne, Mr. John Carr, surgeon.

May 9.—At Pendleton, Lancashire, aged 54 years, Mr. Thomas Diggles, formerly a surgeon and apothecary at Manchester.

SECTION IV.

MONTHLY CATALOGUE.

- I. *Hints on Diseases that are not cured; addressed to the Faculty only.* 4to. Murray, London, 1781. 46 pages. 1s. 6d.

THIS pamphlet is written in an agreeable manner, and seemingly with a view to draw the attention of medical practitioners to certain diseases usually deemed incurable, rather than to propose any new modes of treatment in such cases. The author has confined his reflections chiefly to consumption and gout. “ At a period, “ says he, which teems with valuable treatises, “ on almost every other disease; and when we “ are threatened with an inundation of simple “ facts from every quarter, the number of vo- “ lumes on pulmonary phthisis begins to dimi- “ nish, and the gouty patient is left to tell his “ own story.”

As a means of improving our practice in cases of phthisis, he proposes the institution of an infirmary, which might consist of one or more houses, in a dry, airy, but not very exposed situation, for the reception of poor consumptive

sumptive patients. “ If one of them, he ob-
 “ serves, were situated near the sea, it would
 “ afford the probable advantages of sea air, and
 “ an opportunity of sailing, an exercise so highly
 “ extolled, that we have some reason to think
 “ on this confined scale, it might prove no def-
 “ picable auxiliary. The relative situation of a
 “ lime-kiln, or any manufactory which occa-
 “ sions copious exhalations, may determine the
 “ choice of other receptacles. Let each of
 “ them be spacious; yet never contain more
 “ patients than one physician and one apothecary
 “ may well take the charge of: the former
 “ should attend at least three times a week,
 “ and keep an exact register of every case that
 “ falls under his inspection. His sagacity must
 “ direct him further; but he will, I believe,
 “ see the propriety of proceeding on the plan
 “ of simple, and cautious medicinal treatment
 “ already recommended. He will first apply
 “ himself to learn the best regimen, and how
 “ far it alone may be relied on; and when he
 “ shall have occasion to call in remedies to his
 “ aid, he will give them one by one a fair trial,
 “ and thus he will be able to assign to each its
 “ respective degree of merit.”

In

In gouty cases he proposes, that the books which make mention of anti-arthritic medicines should be consulted, and that all such as are not absurd or evidently insignificant, should have a fair trial, and their effects be carefully attended to.

2. Outlines of the theory and cure of fever, upon plain and rational principles, by *John Aitken*, Fellow of the Royal College of Surgeons, of the Royal Medical Society, one of the Surgeons of the Royal Infirmary, and lecturer on anatomy, surgery, and chemistry in Edinburgh, 8vo. *Cadell*, London, 1781. 88 pages.

The first thing that attracted our notice, on opening this little production, was the following dedication to COMMON SENSE: “Thou venerable arbiter of science and of human conduct, universally to be cultivated and adored! How seldom do the sons of *Æsculapius* bend as humble votaries at thy shrine! Many of them have lamentably secluded themselves from thy irradiating influence; some bewildered by numberless mounds of mud, their own creation; some confounded by artificial clouds and darkness; and some, strange to tell! have fatally deviated from the path leading to thy temple, because it is patent and obvious. Of-
“ tener

“ tener have they idolatrously become the steady
 “ devotees of chaos, thy potent and gloomy
 “ rival, bending to the fictions of their mon-
 “ strously teeming imaginations.

“ If ever thy feeblest ray has in any degree
 “ illumined my mind, deign to accept this dedi-
 “ cation of *Outlines of the Theory and Cure of*
 “ *Fever*, as a respectful oblation from thy hum-
 “ blest admirer,

THE AUTHOR.”

Mr. Aitken supposes a *plastic power* to be in-
 herent in animal as well as vegetable bodies, the
 operation of which he names *the plastic or heal-*
ing process, because it tends directly to the cure
 of disease. He thinks that the art of physic
 possesses little or no immediate influence over
 this principle, and is only capable of assisting or
 co-operating indirectly with it. He rejects the
 use of blisters in the cure of fever, because “ they
 “ are manifestly deranging powers, and therefore
 “ ill suited to promote or second the plastic
 “ process.”

3. Elements of anatomy and the animal oeco-
 nomy. The second edition, with considerable
 alterations and additions. By *Samuel Foart Sim-*
mons, M. D. F. R. S. &c. 8vo. *Walker*, London,
 1781. 418 pages. 5s. in boards.

With

With the first edition of this useful compendium, our anatomical readers are doubtless well acquainted. In the present edition it is greatly enlarged and improved. Amongst other additions Dr. Simmons has given a table of the muscles, describing the origin, insertion, and use of each; he has likewise introduced a more copious description of the brain than is to be met with in the first impression, and as he has availed himself of all the latest improvements in anatomy, his work cannot but prove highly acceptable to medical students.

4. A treatise on the gonorrhœa; to which is added a critical enquiry into the different methods of administering mercury. Intended as a supplement to a former work, intitled; *A new and easy method of cure by the introduction of mercury into the system through the orifices of the absorbent vessels on the inside of the mouth.* By *Peter Clare*, surgeon, small 8vo. *Cadell*, London, 1781. 60 pages.

The greatest part of this pamphlet consists of quotations from Boerhaave, Mead, Woodward, Alston, Geo. Fordyce, Smith, and Plenck, but chiefly from the three latter. Mr. Clare avows himself a convert to the use of cold vitriolic injections in gonorrhœa, provided at the same
time

same time a grain of mercurial powder is daily applied to the cuticular surface of the lips. Mercurial preparations he has generally found too irritating. His critical inquiry seems intended to prove, that the rubbing calomel on the inside of the mouth is the safest and most effectual method of introducing mercury into the system.

5. Recherches analytiques sur les eaux de la fontaine minerale de Jaleyrac dans la Haute Auvergne, avec un précis des maladies où ces eaux peuvent être utiles, des cas où elles pourroient être prejudiciables, et la maniere de les prendre avec succès. Par M. *Pierre André de la Rousserie*, D. M. Medecin a Neuvie en Limoufin. *i. e.* Analytical inquiries concerning the mineral waters at Jaleyrac in Upper Auvergne, with an account of the diseases in which they may be useful, of the cases in which they might prove hurtful, and of the method of taking them with success. By *Peter Andrew de la Rousserie*, M. D. Physician at Neuvie in Limoufin. 12mo. Tulle. 1780. 21 pages.

6. Differtation sur le charbon malin de la Bourgogne, où la pustule maligne : ouvrage couronné par l'academie des sciences, arts & belles lettres de Dijon, le 14 Fevrier, 1780, VOL. I. N° V. A a a *i. e.* A

i. e. A dissertation on the carbuncle or malignant pustule of Burgundy, being the work crowned by the academy of sciences, arts, and belles lettres at Dijon, Feb. 14, 1780. 8vo. Dijon, 1780.

7. Compendio di notizie interessanti circa il veneno di rabbiosi animali. *i. e.* A compendium of interesting remarks on the poison of mad animals. By *Felix Asti*, M. D. 4to. Mantua, 1779, 110 pages.

This compilation would have been more useful, if the author had availed himself of the researches of several modern writers, with whose works he seems to be unacquainted. Towards the close of the pamphlet we meet with a few cases, from which we learn, that several persons at Pomponesco ate part of a hog that had been bit by a mad dog, without experiencing any ill effects from it. The author likewise informs us, that the flesh of an ox under similar circumstances proved equally innocent. He speaks of a mad wolf that bit a great number of persons in the neighbourhood of Lonato, most of whom perished. One woman, however, was cured by the internal and external use of mercury; and another, who was delivered of a child the day after the accident, escaped by taking Bellini's powder,

powder, which is a mixture of cantharides and pepper. It does not appear, however, that either of these two patients had received the infection.

8. *Eloge de M. Maret, Maitre en Chirurgie a Dijon, ancien chirurgien major de l'hospital general, pensionnaire veteran de l'academie des sciences, arts et belles lettres de la meme ville, par M. Maret, Docteur en Medecine, secretaire perpetuel de l'academie: lû dans la seance du 17 Decembre 1780. i. e. The Elogy of M. Maret, surgeon at Dijon, formerly surgeon to the General Hospital, and member of the academy of sciences, &c. by M. Maret, M. D. secretary to the academy. Read at the meeting on the 17th of December 1780. 8vo. Dijon. 32 pages.*

John Philibert Maret, the subject of this little work, was born at Dijon, November 8, 1705. He studied surgery first under his father at Dijon, and afterwards at Rome and Paris. He died October the 14th 1780, unmarried, leaving the author and seven other nephews and nieces to regret his loss. He was the author of three dissertations presented to the academy of Dijon. In one of these he attempts to prove, that in dying persons hearing is the last

ſenſe extinguished. His ſecond paper was on amputation, and the third on lithotomy.

9. Detail des ſuccés de l'établiffement que la ville de Paris a fait en faveur des perſonnes noyées, et qui a été adopté dans diverſes provinces de France. Par *M. Pia*, ancien echevin de la ville de Paris, & chevalier de l'ordre du roi, &c. *i. e.* An account of the ſucceſs of an eſta bliſhment inſtituted by the city of Paris in favour of drowned perſons, and which has been adopted in ſeveral provinces of France. By *M. Pia*, formerly ſheriff of the city of Paris, and knight of the king's order. 8vo. Paris. 3d edition, 1780.

10. *Phyſica hominis ſani, feu explicatio functionum corporis humani, auctore Nicolao Jadelot regis conſiliario et medico, anatomix & phyſiologiæ in univerſitate Nanceiana profefſore, academix regix ſcientiarum et artium Nanceianæ ac ſocietatis regix medicæ Pariſinæ ſocio ; noſocomii Nanceiani a Sancto Carolo dicti medico.* 8vo. Nanceii, 1779, 249 pages.

An inaccurate compendium of phyſiology, written in an obſcure ſtyle.

11. *Alberti von Haller primæ lineæ phyſiologiæ auctæ ab H. A. Wriſberg, M. D. anatomes*

et

et artis obstetric. prof. ordin. Gotting. 8vo. Göttingen, 1780, 550 pages.

This excellent work is greatly improved by the present editor's judicious notes.

12. *Einleitung in die Wissenschaft der rohen und einfachen Arzneymittel, &c.* Von *J. G. Gleditsch*, D. A. D. &c. *i. e.* An introduction to the knowledge of simple medicines upon physico-chemical and medico-practical principles. By *J. G. Gleditsch*, M. D. and professor of botany at Berlin. 8vo. Berlin, 1779, 2 vol.

In this work the medicinal simples are described with great precision, and the characteristics of their goodness or adulteration carefully ascertained.

13. *J. F. Van Berkley's Naturgeschichte von Holland, &c. i. e.* The natural history of Holland, by *J. F. Van Berkley*. Translated from the Dutch. With copper plates. Vol. I. 8vo. Leipzig, 1779, 314 pages.

This writer appears to be unacquainted with many late discoveries in natural history. He confines himself chiefly to a description of the atmosphere, soil, rivers, &c. of Holland, and passes slightly over its animals, vegetables, and minerals. In his arrangement he follows M. M. Buffon and D'Aubenton.

14. *Theoriæ*

14. *Theoriæ phænomenorum electricorum, quæ, seu electricitatis ex redundante corpore in deficiens trajectu, quæ sola atmospheræ electricæ actione gignuntur.* Auctore *J. de Herbert*, prof. philosophiæ naturalis. 8vo. Vienna, 1779, 246 pages, with copper plates.

This very ingenious performance, contains a great number of new and interesting experiments in electricity. In his seventh chapter, speaking of the effects of electricity upon organized bodies, the author mentions an experiment on two boys by weighing them in a pair of scales, one of which was suspended by silk; and he assures us, that the boy in the latter scale, after being strongly electrified, became much lighter than the other. Having procured recent portions of a nerve, muscle and artery, he found the first to be as good a conductor as metal, while the muscle was less so, and the artery did not conduct at all. But the next day the nerve, when dry, was as incapable of transmitting electricity, as the artery. Hence our author concludes, that its conducting powers depended on the existence of a nervous fluid. In noticing the medicinal effects of electricity, our author tells us he has often observed, that after the cure of obstinate diseases of long standing,

standing, such as palsies, for instance, by electricity, the removal of the original complaint has been succeeded by rheumatic fevers, catarrhs and diarrhœas.

15. *Abhandlungen zur naturgeschichte, physik und oekonomie, aus den Philosophischen Transactionen und Samlungen, vom ersten Bande angefangen gesammelt und mit einigen Anmerkungen übersetzt erster Band. i. e. Essays on natural history, natural philosophy, and rural œconomy, extracted from the Philosophical Transactions, with notes. Vol. I. 4to. Leipsic, 1779, 292 pages.*

The German reader is indebted for this useful compilation to Mr. Leske, professor of natural history at Leipsic, who has enriched it with a great number of useful notes.

16. *H. A. Wrisberg, M. D. et anatomes professoris dissertatio de præternaturali et raro intestini recti cum vesica urinaria coalitu et independente ani defectu observationibus anatomicis superstructa. Cum figuris. 4to. Göttingen, 1779.*

The subject of this dissertation was a child, who died eight days after its birth. The appearances on dissection are well exhibited in the engravings that accompany the work.

17. *H.*

17. *H. A. Wrisberg, M. D. &c. Observationes anatomicæ de testiculorum ex abdomine in scrotum descensu, ad illustrandam in chirurgiâ de herniis congenitis utriusque sexus doctrinam, cum figuris. 4to. Göttingen, 1779.*

The intention of our author is to shew, how the descent of the testicles may give rise to an hernia congenita. He first quotes the observations of different modern anatomical writers, and then adds the result of his own inquiries on this subject. He finds, that the testes do not descend so low as the abdominal rings till the sixth or seventh month, and that the scrotum till that time is small and empty. He observes, that the testicles while in the abdomen are covered only by a minute process of the peritonæum, and afford no appearance of a tunica vaginalis. In his dissections, he has several times found a part of the omentum or intestines adhering to the testicle in the abdomen of the fœtus, and when this happens, an hernia congenita will be likely to take place. The same thing, he adds, will occur, when the peritonæum in its course over the seminal vessels to the mesentery, sends off a minute process to the ileum or cæcum, and by means of it draws down the intestines on the right side, which is the common seat of the hernia congenita.

380 397 409 424 431
 381 398 428
 382 408 433
 T H E


LONDON MEDICAL JOURNAL,

For JUNE 1781:



SECTION I.

BOOKS.



I. *Acta Societatis Medicæ Havniensis: Volumen II.*
8vo. Havniæ, 1779, 320 pages.

THE Medical Society at Copènhagen have published four volumes of their transactions; the two first under the title of *Collectanea*, and the two last under the present title. The volume before us contains the following papers:

1. *An account of the scarlatina that prevailed in 1776 and 1777. By J. Eichel, M. D. physician to the king for the province of Funen.*

The disease here described was a *scarlatina anginosa*, the throat having been constantly more or less affected. Our author noticed three varieties of this fever. The first of these was at-

VOL. I. N° VI.

B b b

tended

tended with an universal eruption, and chiefly attacked very young subjects. The first symptom of the disease was a painful sensation in the fauces, which appeared inflamed and enlarged; to this, in the space usually of twenty-four hours, succeeded an eruption, which began commonly on the face and neck, and from thence spread over the rest of the body. The pulse was much quicker than would have been expected from the little heat and thirst of which the patients complained. The nausea, anxiety, &c. that preceded the eruption, went off soon after its appearance; but the quickness of pulse increased, especially at the beginning of the eruption. About the third day from the first appearance of the eruption, the painful affection of the fauces began to diminish, and the cuticle scaled off in a dry scurf. At this period of the disease, a moisture of the skin was a favourable symptom; on the contrary, if the skin about that time was hot and dry, an alarming increase of the inflammatory symptoms usually took place, and in some patients terminated in an indolent swelling of the parotid glands, or in a discharge from the ears.

In the second species the throat was more affected, and all the symptoms more alarming.

The

The eruption was seldom to be perceived before the third day from the attack, and then only in some few parts of the body, chiefly about the joints, appearing in broad red spots of different sizes. In the third species the throat only was affected, without any concomitant eruption.

II. *Of the malignant scarlatina that prevailed at Copenhagen during the summer of 1777, and the winter of 1778.* By Solomon Theophilus de Meza, M. D.

III. *An account of the angina and scarlatina that prevailed at Copenhagen in the years 1777 and 1778.* By Frederick Lewis Bang, M. D.

IV. *Practical observations on the epidemic scarlatina of 1777 and 1778.* By Urban Bruun Aaskow, M. D.

The scarlatina anginosa, after having been epidemic in Holstein and Funen in 1776 and 1777, began to shew itself in Copenhagen about the month of July 1777; and the above three papers contain a history of this disease as it appeared in that capital, where it seems to have been attended with nearly the same variety of symptoms as that described by Dr. Eichel.

V. *A case of fistula in perinæo,* by Alexander Koelpin.—The patient whose case is here described, would not acknowledge that he had

ever been infected with the venereal disease, but ascribed the origin of his complaint to a stranguery that came on during a fever. When our author first saw him in 1766, which was upwards of three years from the first attack, the urethra seemed to be perfectly closed, as neither bougies nor catgut could possibly be introduced far into it, and all the urine the patient voided issued from the fistula in perinæo. From the great quantity of sediment the urine deposited, the bladder was supposed to contain a calculus; but no stone could be felt by introducing the finger up the rectum. An incision was made through the obstructed part of the urethra as far as the fistula; but so much was the canal contracted beyond this, that it was impossible to introduce a catheter into the bladder. The day following, however, by introducing a piece of prepared sponge into the opening, the author dilated it sufficiently in the space of a few hours to admit a director, along which he carried his knife through the whole of the contracted portion of the urethra. He then removed the director, and in its stead introduced a catheter, which after being properly secured, was suffered to remain for several days. At first the urine was discharged in part through the wound, and
in

in part through the catheter, but at the end of a week it passed only through the former. The catheter was then removed, and after being cleaned, was again replaced as before. The introduction was now effected with ease, and this operation of taking out, wiping and replacing the instrument, was repeated at times for a fortnight, during which time, by the assistance of compresses of lint, only a very small proportion of urine flowed from the wound, the greater part of it passing through the catheter.

As the patient now began to experience great inconvenience from the constant use of the catheter, it was introduced only for about two hours every day, or occasionally when he wanted to make water. In this manner he proceeded to the end of the second month, when he began to void his urine without the catheter, though not without some drops of it passing through the wound. It was not till about four months after the operation, and after the patient had had an hernia humoralis and an abscess in the scrotum, that the fistula entirely healed, and the urine took its natural course.

VI. *A new method of treating uterine hæmorrhages after delivery.* By M. Saxtorph, M. D.
[See our Journal for January, page 59.]

VII. *Of*

VII. *Of the morbus maculosus hæmorrhagicus.*
 By J. W. Gulbrand, M. D.—We have here an instance of a disease that has been very accurately described by Werlhof. The patient was a young man aged nineteen years, by trade a confectioner, of a fair complexion, florid cheeks, and slender make. Towards the end of the summer, and when the weather was rather cold, he was seized on a sudden, and without any apparent cause, with a profuse spitting of blood, attended with a slight cough, but without any concomitant fever or pain of the breast. The next day a surgeon took away a few ounces of blood, and recommended the use of nitre, an infusion of arnica, cold barley water, &c. In spite of these remedies, however, the hæmorrhage continued. It was on the evening of the eleventh day from the attack that our author first saw him. He found him discharging a great quantity of a thin, dark coloured, foetid blood at the mouth. His pulse was soft, small, and somewhat quick. Spots of a dark red colour, resembling petechiæ, were perceptible in every part of the patient's body, but particularly on his legs and thighs, where they were larger and of a more livid hue. As the patient had been four days without going to stool, Dr.
 Gulbrand

Gulbrand began by prescribing a clyster and a solution of manna, after which he recommended a liberal use of a decoction of Peruvian bark, combined with vitriolic acid. The next day the patient had had three stools, but his symptoms were become more alarming. His pulse was smaller and quicker; his breathing shorter; and the discharge of blood by the mouth not abated. The night following he was more restless than before; the petechiæ were more numerous, larger, and more livid; and his pulse become hardly perceptible. Rhenish wine was recommended along with the bark, but without effect, as he died on the 13th day.—Dissection threw no light on the cause of the disease. All the abdominal viscera were sound, except the spleen, which seemed to be larger than usual, but without any morbid appearance. The posterior surface of the right lobe of the lungs was slightly diseased.

VIII. *A case of violent hysteria cured by the Peruvian bark.* By John Henry Schoenheider, M. D.

In a case of hysteria, attended with the most formidable symptoms, and where the paroxysm returned every day at a stated hour, our author succeeded by means of the Peruvian bark given
in

in large doses, after the most powerful antispasmodics had been found ineffectual.

IX. *A treatise on putrid fever; which gained the prize offered by the College of Physicians at Copenhagen in the year 1777. By F. L. Bang, M. D.*

The views of the college were to determine, 1. The reason why putrid fevers are more frequent now than they were formerly; 2. The diagnostic symptoms that distinguish them from other acute fevers; and, 3. The best method of treating them.

To the first of these inquiries our author, after the most careful researches on the subject, ventures to reply that fevers of this class, instead of being more frequent, are probably less so now than they were formerly. In proof of this assertion he appeals to different writers, and to the reports of Frederick's Hospital at Copenhagen. His remarks on the diagnosis and treatment of putrid fevers are judicious, but contain nothing more than what is to be found in the best English writers on this subject.

X. *Of a singular stricture of the uterus, by which the head of the child was retained in an unnatural manner. By M. Saxtorph, M. D.*—The author relates the case of a woman, who was taken in labour

labour in the seventh month of her pregnancy, and attended by a midwife. In extracting the foetus the head was separated from the body, and the former remained in the uterus. The midwife imputed this accident to a spasmodic contraction of the neck of the uterus. After many fruitless attempts, during six hours, to finish the delivery, she sent for our author, who found the mouth of the uterus so dilated, that his hand passed easily into its cavity. The head of the child seemed to be inclosed in a kind of sac, formed by a contraction of the uterus around its neck, so that no other part of it could be felt than the first vertebra colli projecting a little from the sac into the cavity of the womb. The author's repeated endeavours to remove the head from this situation proving ineffectual, and the patient complaining much of pain, he deemed it prudent to withdraw his hand, and to prescribe venæsection and twenty drops of tinctura thebaica. After a few hours, regular labour pains came on, and the head, being at length pressed down into the vagina, was easily extracted.

The author closes his account of this case with several useful remarks. He observes, that the uterus oftentimes contracts so unequally,

that in attempting to turn a child he has more than once found the feet inclosed in a sac similar to the one just now spoken of, and that the placenta is frequently surrounded in a similar manner is, he adds, a well-known fact.

In cases where the head of the foetus is torn off in the uterus, and where no hæmorrhage or other alarming symptom takes place, he very prudently advises us to trust the delivery to nature.

X
 XI. *A case of purulent cough cured by an abscess.* By J. W. Gulbrand, M. D.—The patient, a woman fifty-nine years old, after having been for some time troubled with oppression at the breast, cough, purulent expectoration, pain about the region of the liver, and an universal anasarca, was at length relieved by a large abscess a little below the right scapula, which discharged a great quantity of matter. Soon after this, issues were opened in each of her legs; and by these means, together with the use of decoction of the bark and elixir of vitriol, she recovered in about five months. The author observes, that a case similar to this is related by Van Swieten in the third volume of his commentaries. As an appendix to this paper, Dr. Gulbrand has added the following practical remarks,

marks, viz. 1. He has seen an obstinate pain in the left knee, remaining after a rheumatic fever, carried off by an increased secretion of urine. 2. He finds a scabious efflorescence to be the most certain crisis in the generality of fevers among the common people. 3. He has had occasion to treat a clonic spasm of the ball of the right eye, which was occasioned by lightning, and resisted every remedy. 4. He has experienced excellent effects from clysters of cold water in malignant fevers. 5. He has found a powder composed of cream of tartar, kermes mineral, arum root and flowers of sulphur, useful as an alterative remedy. 6. In gouty cases, and in glandular swellings after fevers, attended with thick turbid urine, he has seen good effects from the use of the extracts of aconitum, cicuta, and belladonna. 7. After many trials he is far from being convinced of the efficacy of quassia. 8. He had occasion to see a young man, who soon after having been cured of the itch by the *ung. e sulphure*, was attacked with a difficulty of breathing so as to be unable to lie down in his bed, and at the same time had an œdematous swelling of the left arm, with an irregular pulse. The patient died; and on dissection, the whole of the left lobe of the lungs was converted as it

were into a steatomatous tumour, that adhered to the pleura and ribs. 9. In another patient, a dropsical boy twelve years old, who had been cured of the itch in the same manner, our author found the right kidney changed into a similar tumour. 10. He has seen intermittent fevers cured by *pulv. rad. calami aromatici*, after the Peruvian bark had been tried without effect.

XII. *Of the cure of the venereal disease in children.* By J. H. Schoenheider, M. D.

The author observes, that the disease commonly appears about the third or fourth week after birth. The first marks of it are usually red or blue spots about the anus and pudenda, and sometimes on the forehead. The mode of treatment he recommends, is to give the patient one grain of calomel with two grains of sugar, and four of magnesia, daily. In very young children, twelve doses are said to be in general sufficient; but he has sometimes found it necessary to prescribe forty. He has never seen a salivation excited by this course; a circumstance he ascribes to the frequent loose stools to which children are subject. Sometimes, however, he has seen convulsions take place; but such symptoms, he observes, were generally soon removed
by

by clysters, and by anointing the spine with the *unguentum nervinum* Pharm. Dan.

XIII. *A case of venereal consumption cured by mercurial frictions.* By Sol. Theoph. de Meza, M. D.

We have already given our readers the whole of this paper in our Journal for February, page 129.

XIV. *Practical observations on the connexion of intermittent fevers with other diseases.* By Fred. Lewis Bang, M. D.—The author of this paper presents us with several remarks on the diseases that accompany or are produced by intermittents, such as topical pains, cough, diarrhœa, obstructions of the liver, and dropsy. When the last of these takes place, he has generally found the most efficacious remedy to be cream of tartar, taken in doses of two spoonfuls three times a day. In one case, however, in which a dropsy of the legs, thighs, and abdomen was brought on by an intermittent of eleven weeks standing, the dropsy seemed to gain ground during the use of this remedy, so that our author judged it prudent to lay it aside, and substitute the bark in its stead; by which means he had the pleasure to see both the intermittent and dropsy speedily removed. In another patient, a lady

lady fifty years old, who had been troubled with an anasarca three years previous to the attack of the intermittent, both diseases were cured in the same manner.

XV. *Of an uncommon disease of the liver, cured by mercury.* By J. Clem. Tode, M. D.—We have here the case of a patient forty-five years old, who was seized in the East Indies with symptoms of an obstruction of the liver, which were soon removed, and he continued well till some time after his return to Europe, when, without any apparent cause, he was again attacked with the same complaint. He breathed with difficulty, complained of a sensation of weight and heat in the right hypochondrium, and had a hard painful swelling at that part of the abdomen. To these symptoms were added, slight fever, loss of appetite, dejection of spirits, and disturbed sleep. No yellow tinge was observable in the skin, eyes, or urine; but the tumour in the hypochondrium enlarged, grew more painful, and to the touch seemed to afford marks of a fluctuation. In this state recourse was had to mercury. Mercurial unctio was rubbed upon the tumour, and calomel was given internally, combined with rhubarb and soap, according to the method mentioned by Dr. Lind.

Lind. Within a few days the belly became more lax, and he voided much bile with his stools, an effect which no purgative remedies had before been able to produce. At the end of a fortnight all the symptoms were greatly diminished; in the third week a gentle salivation was excited, so that the patient spit about half a pint daily. The doses of mercury during the fourth and fifth weeks were gradually lessened. A few gentle purgatives were prescribed towards the end of the course, and the patient is now well.

XVI. *Practical remarks on hepatitis.* By U. B. Aaskow, M. D.—In April and May 1778, several cases occurred to the author, of hepatitis combined with a slight degree of jaundice. The disease was attended with fever which increased towards evening; colic pains, in some patients, accompanied with vomiting; a pain under the false ribs, on the right side, extending to the pit of the stomach, which was likewise painful when touched; cough, at first dry, but about the fourth day attended with a copious expectoration of yellowish mucus, now and then slightly streaked with blood. The face, which was pale at the beginning, began about the third day to have a yellowish tinge. The urine, from being
pale,

pale, was observed about the fourth day to deposit a bilious sediment. On the seventh day, which our author supposes to have been critical, the patient generally experienced relief; by having a slight disposition to sweat, loose stools, and an increased expectoration, which continued four or five days, when all the symptoms usually disappeared. The method of cure adopted by Dr. Aaskow was simple, and in general successful. He began with venæsection, which was repeated if the pain did not soon abate. He was careful to keep the body constantly lax; and for this purpose prescribed manna, honey, tincture of rhubarb, whey, &c. When the fever began to decline, he gave decoction of the bark, with rhubarb or oxymel of squills. In two cases where the pain continued obstinate, blisters applied near the seat of the pain had a good effect; and in one patient, whose complaints were more troublesome and of much longer duration than the rest, recourse was had to mercury, which excited a salivation that continued upwards of a month, and effected a cure. This last case is related by the author at full length.

XVII. *A case of retroverted uterus.* By John Philip Rogert, M. D.—The subject of this paper was a woman forty-four years old, who
was

was seized while at work with violent pains in the lower part of her abdomen, which she ascribed to colic. The day following she complained of ischuria; but being unwilling to apply for medical assistance, sixteen days elapsed before our author saw her. On being told that her menses had disappeared about ten weeks before, he attributed her present complaints to pregnancy. On inquiry, a large, round, hard, and immoveable body was felt in the pelvis, but no vestige of the os uteri could be distinguished. The belly was tense and painful. With some difficulty a catheter was introduced into the bladder, and two or three pints of urine were evacuated. The author was then able to discover the os uteri, concealed as it were under the pubis, and by introducing his hand into the vagina, and pushing the fundus uteri upward and a little to one side, in order to avoid the prominence of the sacrum, the uterus resumed its natural position. The night following this operation, the patient had a slight discharge of blood from the uterus, which seemed to threaten abortion; but by keeping her quiet, and in bed for a few days, she recovered and went her full time, at the end of which she was happily delivered.

X XVIII. *An account of a peculiar tumour of the ovarium.* By M. Saxtorph, M. D.—A lady who had borne two children, was taken, when on the road and in a carriage, with a great desire to make water. She retained it for some hours thro' modesty; and then, when she endeavoured to void it, was seized with violent pains and convulsions. At length she evacuated her urine, and the convulsions ceased; but a few days after, feverish symptoms came on, attended with pain and a difficulty in making water. These symptoms were occasioned by a prolapsus uteri, which our author reduced by the pressure of his hand. About a year afterwards as she was riding in a coach the complaint returned, and was reduced in the same manner as before; but from that time she constantly complained of a sensation of weight on the right side of the region of the pubis, and it was not long before a tumour was perceptible in that part. At length the right thigh swelled to an enormous bulk, became gangrenous, and the patient died. On dissection, the right ovarium was found enlarged to the size of a child's head, and filled with a sebaceous matter, in which was a considerable quantity of twisted hair.

XIX. *Of the cure of an ascites of five years standing.*

standing. By S. T. de Meza, M. D.—We have here an account of a woman forty years old, who, after thrice undergoing the operation of the paracentesis, was at length cured by taking the *oxymel colchici* in the manner recommended by Baron Storck. The author informs us, that the fluid discharged at the third tapping had a purulent appearance, and that the patient afterwards became hectic, and voided little or no urine. He assures us, however, that in a few days after she began to take the *colchicum*, the discharge by urine increased considerably, and that by persevering for some time in the daily use of a few tea-spoonfuls of the remedy, all her symptoms gradually disappeared.

XX. *An account of a tertian attended with remarkable symptoms.* By P. C. Abildgaard.—An hysterical woman, forty years old, was attacked with a tertian, the second paroxysm of which was accompanied by a loss of voice that continued ten hours. The third fit, however, produced a very different effect; for instead of aphonia, the patient was seized with what our author calls a *metro-mania*, or rage for reciting verses, which she did *extempore*, having never before had the least taste for poetry. When the fit was over she became stupid, and remained so till the

D d d 2' return

return of the paroxysm, when she resumed her poetical powers again. After the sixth paroxysm, the bark, of which she had taken half an ounce between each fit, not having proved efficacious, and the author, on account of her disordered imagination and a troublesome costiveness she laboured under, fearing to increase the dose of it, thought proper to lay it aside, and in its stead prescribed an emulsion of gum ammoniacum and asafœtida, which in a few days removed the complaint.

XXI. *A case of excessive intoxication.* By Henry Callisen.—A sailor, thirty years old, after drinking immoderately of brandy, was left by his companions all night in the open air in autumn. The next morning he was brought to the Naval Hospital with all the symptoms of apoplexy; but by repeated bloodletting, and by getting emetic tartar into his stomach so as to excite vomiting, he recovered his senses in about twenty hours.

XXII. *An instance of death occasioned by the power of imagination.* By S. T. de Meza, M. D.—The disease which our author ascribes to the power of imagination, seems to have been a phrensy that originated from some other very different cause. The patient, a Jew, of a superstitious,

stitious, melancholy disposition, became suddenly furious. Emetics, venæsection, blisters, and evacuations were tried without effect, and on the third day from the attack the patient died.

XXIII. *Three instances of unexpected recovery.* By J. H. Schoenheider, M. D.—The first of these is a case of midwifery in which the arm presented. After replacing it, the author attempted to go up for the feet in order to turn the child; but not being able to do this, and the patient being exhausted by the pains, he thought it prudent to desist for a time, and recommended venæsection, rest, and an antiphlogistic regimen. The next morning he was surprized to find that the woman had been delivered of a dead child without any assistance. The next is a case of strangulated hernia, which after having been attended with the most alarming symptoms for three weeks, terminated favourably. The remedies employed were Peruvian bark, laxative clysters, and cold applications to the hernia.—The third is a case of curvature of the spine, that came on during an acute disease in a youth of thirteen years, and was cured by his suspending himself every day by his hands.

XXIV. *Medico-practical remarks on the use of oleum asphalti in phthisis.* By F. L. Bang, M. D.

—Thirty

— Thirty cases of phthisis are related in which this remedy was administered in doses of eight or ten drops twice a day. In thirteen of them it proved successful; in the other twenty-two, this and every other medicine failed. From its effects in these cases the author concludes, that it acts by promoting expectoration. He has generally found it most beneficial in recent cases, but he has seen it cure even when the disease has been of a year's standing. He assures us it proves equally efficacious, whether the disease originates from hæmoptysis, a neglected cold, or peripneumony; but in phthisis attended with hoarseness, dry cough, or glandular swellings, he has rarely seen it of use.

XXV. *Of the efficacy of an issue in a violent ophthalmia.* By J. G. Gulbrand, M. D.—The case here described occurred after the small-pox. Blisters, evacnants, saturnine and other topical applications were tried without effect, and the inflammation increased so much that matter was perceptible behind the cornea. In this alarming state an issue was made in the patient's arm, and this, together with a cooling diet and occasional purges of jalap and calomel, effected a cure in about three weeks.

XXVI. *Remarks on the hypochondriacal disease, and*

on the use of leeches in it. By J. H. Schoenheider, M. D.—After some few prefatory observations on the content that prevails between the alimentary canal and the rest of the system, particularly in hypochondriacal patients, the author relates the case of a man, forty-five years old, who in his youth had been subject to profuse hæmorrhage at the nose, but was now become low-spirited, costive, and subject to flatus, vertigo, &c. He was now and then subject to hæmorrhoids, but the discharge was small, and did not relieve him. Venæsection was tried, but without any better effect. At length six leeches were applied around the anus; they produced a copious flow of blood, which continued for several days, after which the costiveness and other symptoms were effectually removed.

XXVII. *Several remarkable cases in surgery.* By Henry Callisen.—The first of these is the case of a female patient, who laboured under all the symptoms of a strangulated hernia femoralis. On the fourth day of the incarceration the menses appeared, and the symptoms abated considerably; but returned again the day following, when the author thought it adviseable to perform the operation usual in such cases. On cutting through the skin, the tumour which
he

he had supposed to be the hernia, was found to be a glandular swelling seated in the cellular membrane. Beyond this, however, a small hernia was discovered between the pectinalis and the tendon of the psoas, which was easily reduced by dilating the ligamentum Fallopii.—The second is likewise a case of hernia femoralis. On performing the operation, no appearance of a hernia could be discovered below the ligamentum Fallopii; but above it, the aponeurosis was distended to the size of a pigeon's egg. An incision was made into it, and a piece of intestine, violently inflamed, found in the sac. The cavity of this sac communicated with the abdomen by a very small opening, through which the intestine was easily reduced. The symptoms were relieved by this operation, but soon returned again with great violence, and produced death in twenty-four hours. On dissection, another hernial sac was discovered under the ligamentum latum, extending upwards towards the psoas muscle, and containing a portion of intestine in a gangrenous state.—The third is a case of costiveness, which our author ascribes to a palsy of the intestines, brought on by retrocedent gout. The disease proved fatal in nine days; and on dissection, the *intestinum cæcum*

cæcum was found enormously distended, so as to occupy almost the whole cavity of the abdomen.—The fourth is a case of fatal hæmorrhage from the anus. The patient, who had been for three months labouring under a quartan, was seized, previous to a paroxysm, with a violent pain in the left hypochondrium, accompanied with vomiting. The abdomen soon became distended; and in about a quarter of an hour blood flowed from the anus, and the patient died convulsed, before the author, who was immediately sent for, could reach him. On dissection, the spleen, which was very large and flaccid, was found adhering to and communicating by a small opening with the stomach, which as well as the whole intestinal canal, was filled with coagulated blood. The fifth and last case affords an instance of the vertebræ of the neck being luxated, without proving fatal. In dissecting a dead body, the author found a real ankylosis of the bodies, and articular processes of the third and fourth cervical vertebræ, both which were considerably distorted.

II. *The Principles and Practice of Midwifery. In which are comprized and methodically arranged under the four general heads of Generation, Gestation, Delivery, and Recovery, all the anatomical facts, physiological reasonings, pathological observations and practical precepts, necessary to constitute the fullest and most complete system of Midwifery. By Edward Foster, M. D. late Teacher of Midwifery in the City of Dublin. Completed and corrected by James Sims, M. D. 8vo. Baldwin, London, 1781, 316 pages, 4s. in boards.*

THE performance here offered to the public, was intended, it seems, by the author, as a text-book to his lectures; yet at the same time to be plain and intelligible to those who might not have the advantage of hearing his own comment. Unfortunately, however, he was cut off by a fever in the prime of life, before he had finished or revised the work. The task of correcting and compleating it was undertaken by Dr. Sims, who appears to have been actuated by a laudable zeal for the reputation of his deceased friend.

The work is composed in the form of aphorisms; a mode of writing, as the author himself

very

very properly observes, which precludes the introduction of diffuse arguments, or a splendid style. He ventures, however, to recommend his performance “ not only to the student, but to the
 “ practitioner, as what has borne the test of ex-
 “ periment, and thence likely to endure the
 “ tooth of time.”

The matter is arranged under the four general heads enumerated in the title. The first, on generation, contains a concise but accurate description of the female organs of generation; together with the symptoms and general curative indications of the diseases they are liable to. The author likewise takes occasion to relate the different theories of menstruation and conception. The former of these he ascribes to, 1. the peculiar structure of the uterus; 2. to a general plethora; 3. to a vascular spasm, produced by the two former causes, and always demonstrable by the pulse.

“ Conception, he says, occurs in the ovaria,
 “ by the communication of the male semen to
 “ them through the womb and Fallopian tubes,
 “ and by its absorption into a mature ovum;
 “ where, by mixture with the liquor of this
 “ ovum, it forms the rudiments of the em-
 “ bryo.”

Speaking of præternatural formation, he very justly denies that it can be owing to any powers in the imagination of the mother, who is generally ignorant when, and always how, conception happens. Besides, as the author observes, her imagination possesses no such power over any part of her own body; there is no communication by blood vessels or nerves between the mother and fœtus; præternatural formation often appears without any emotion in the mother's imagination, which on the other hand is frequently disturbed without any such effect taking place; and in fine, a deviation from the natural form is observed occasionally to happen, not only in every species of animals, oviparous as well as viviparous, but also in vegetables. He is therefore induced to ascribe it to "im-
 " perfection or disproportion in the prolific
 " principles of male or female, or of both,
 " producing superfluity, deficiency, or dispro-
 " portion;" 2. to "a disturbed union of these
 " principles producing disfiguration and disloca-
 " tion;" and 3. to "injury received exter-
 " nally, by contusion, compression, &c. or in-
 " ternally, by disease, producing concretion or
 " deficiency."

In the second part of the work, which treats
 of

of gestation, we are presented with an account of the alteration that takes place in the bulk, shape, and situation of the uterus; the size, weight, and position of the foetus at different periods, &c. He is of opinion, that some share of its nutriment is evidently derived from the liquor amnii; and in describing the involucra, he speaks of the external chorion as being “ the *membrana decidua* of a celebrated contemporary anatomist.”

Among a variety of other symptoms of uterine gestation, the author mentions a dislike of coition, paleness, and sometimes a tawny colour, chiefly around the eyes; also a curvature of the spine and body backwards, to preserve the centre of gravity on the thighs, with a consequent waddling in the gait, and propensity to fall.

In treating of extra-uterine gestation, the author observes, that the womb, if examined by the touch, is found in the unimpregnated state; and indeed he is not singular in this, as it has been the generally received opinion; but in a female subject lately dissected in London, where the foetus and secundines had been contained in one of the Fallopian tubes, the uterus was found to have increased in the same proportion as in natural pregnancy.

In

In the therapeutic part of gestation, the author notices the various diseases attendant on that state, together with the methods of treating them.

The third part treats of delivery, which the author divides into natural and præternatural. The former of these he ascribes to an irritation of the womb, arising seemingly from that dilatation of its orifice, which must always take place so soon as the cavity of the collum uteri is completely distended by gestation.

Præternatural labour, he thinks, is reducible to four heads, viz. “ 1. slow; 2. instrumental; “ 3. wrong presentations; and 4. complex.” The various causes of each of these, and the methods of remedying them, are accurately pointed out.

In the case of twins, we are advised to trust the delivery of the second foetus to nature, unless the symptoms should be such as require assistance. In these cases we are told, that “ after a short respite of some minutes, or per- “ haps seldom of some hours, and very rarely “ of a few days, natural labour returning ex- “ pels the succeeding foetus, even more speedily “ and easily than the former: Nature (adds “ the author) requires only our official, not “ officious

“ officious aid.” Speaking of the rupture of the uterus from too great violence used in turning, the author remarks, that it “ has sometimes, though rarely happened, that the foetus and secundines being propelled into the cavity of the abdomen, and the womb contracting, which it generally soon does, even in fatal cases, to a very moderate size, the woman has survived and carried about this load of extra-uterine foetus.”

In the fourth and last part of his work, the author treats of recovery, or “ the transition to the sound from the infirm state, consequent to delivery,” which he divides into natural and præternatural. He observes, that “ when the colostrum and milk are duly evacuated, there is no such fever as authors have constantly described to be necessary to the commencement of this secretion, about the third or fourth day after delivery.”

The disease that is found most frequently to retard or prevent recovery, is fever, which is either partial or universal. Of the latter, the ephemeris is the most frequent; and on that account, the author thinks, should be called the puerperal fever. This sometimes extends itself beyond the term of the ephemeris, and then

puts

puts on the appearance of inflammatory or slow nervous fever, according to the constitution of the patient. Of partial fever, the most alarming we are told is *peritonitis*, which is distinguished into simple and complex. In the former, the inflammation attacks only the peritonæum; in the latter, it extends to one or more of the abdominal viscera. The author observes, that this disease, which generally appears in child-bed, and is always attended with pyrexia, is what is commonly, but improperly called puerperal fever, as not only women in the pregnant state, but men also are liable to it, of both which he has seen several instances. He even goes so far as to assert, " that he has not found
 " a disease, of equal apparent danger, nearly
 " so obedient to the laws of medicine as this." He assures us, that all dangerous symptoms have almost constantly vanished upon the early and repeated use of an infusion of chamomile flowers, and of a saline mixture, in which Rochelle salt and emetic tartar were dissolved. Bleeding and stronger vomits he has almost invariably found injurious, and nitre of no material efficacy. Under the head of " natural
 " recovery of the infant," by which the author understands " its transition from the foetal to
 " the

“ the infantile state without interruption from “ disease,” he offers some few remarks on the management of children; after which he closes his work with a concise description of their diseases.

III. *Remarks on the influence of climate, situation, nature of country, population, nature of food, and way of life; on the disposition and temper, manners and behaviour, intellects, laws and customs, form of government, and religion of mankind.* By William Falconer, M. D. F. R. S. 4to. Dilly, London, 1781. 552 pages, 1l. 1s. in boards.

VEGETABLE, and even animal productions, seem to be limited by nature to certain situations. Man, however, appears to be an exception to this rule, and to be enabled to subsist in every climate. He reigns with the lion and the tyger under the Equator, and associates with the bear and rein-deer beyond the Polar Circle.

Nor is man less capable of subsisting on a great variety of aliments, than he is able to endure a great difference of climate; the former

of which circumstances, as well as the latter, is very properly adduced by naturalists, as a great presumption that he was intended by nature to inhabit every part of the world. But notwithstanding this assistance afforded by nature, it may be justly doubted if this universality of the human species be not owing more to his rational faculties, which enable him to supply the defects, and correct the exuberances of particular climates and situations, than merely to his animal formation.

But although man is enabled to subsist by means of these succours from his rational faculties, he is still liable to be considerably affected, both in his body and mind, by external circumstances, such as climate, situation, &c. To enumerate some of these, with their general effects, is the purpose of the work before us, which the author with diffidence offers to the public, not as a complete discussion of the subject, but only as a collection of such observations as occurred to him on considering it.

The volume is divided into six books, corresponding with the subjects mentioned in the title. Of these, the first and the last are by far the most considerable; the former, on the effect
of

of climate, occupying 166 pages, and the latter, on the influence of way of life, 295 pages of the work. Under each head we meet with a great number of interesting remarks, the result of extensive reading; but as the work, from the nature of its plan, is calculated for the philosophical rather than the medical reader, we shall content ourselves with selecting from this variety of matter the following observations on diet.

There is no nation, our author observes, that live entirely upon either animal or vegetable food; but all use in some measure a mixture of both. The Brachmans, who are said to live on a vegetable diet, eat milk, which is partly of an animal nature; and the abstinence they practise appears to be too rigid for even so hot a climate, as they are in general meager, weak and sickly, labouring under a constant diarrhoea, and several other disorders. On the other hand, the Laplanders are said to live on animal food only; but this has been contradicted by Linnæus, who says, that besides milk, which they also take sour, they use some of the species of arum, of the marsh, trefoil, and other plants very copiously; so that there is no instance of any nation living entirely on either of these

diets, though there are several which vary the proportion of them respectively.

Dr. Falconer remarks, after Haller, that animal food is much more nutritious than vegetable; both as containing a greater quantity of nourishment, and as this nourishment is more easily extracted. It likewise affords a greater stimulus, and of course is more perspirable than vegetable food; but at the same time it loads and oppresses the body, and requires the constant repetition of a fever to throw it off; which tends greatly to wear out the constitution.

These properties, we are told, are more remarkable in the flesh of wild than of tame animals; in the carnivorous than in the herbivorous; in the old than in the young; in such as are eaten raw than in those that are dressed with fire; and in such as are killed in the blood, than in such as are bled to death. It is true, that no carnivorous animals are at present used in diet among Europeans; but Dr. Shaw says that the lion was eaten at Algiers, and that it tasted like veal. Hippocrates mentions the flesh of the dog and of the fox in his treatise on diet; and the Romans ate the flesh of rats, which they fed on vegetable food only, as the Otaheiteans

Otaheiteans do the dogs they use for the same purpose.

The effects of raw meat on the disposition of animals is instanced in the greater fierceness and rapaciousness of dogs fed in this manner, than of such as eat their victuals dressed. From this proceeds the great ferocity of butchers dogs; and the tendency of this food to render them mischievous is remarked in those that are apt to kill sheep, which after having once tasted the raw flesh, are with great difficulty reclaimed. Beasts of prey probably owe their superior fierceness in a good measure to their food, which is always raw, killed in the blood, and mostly of the wild kind. The same, adds our author, holds good of mankind. Those nations who live by hunting are in general of a cruel disposition.

In considering the effects of animal diet upon the understanding and intellects, he speaks of it as being evidently adverse to the exertions of genius, sentiment, and delicate feelings, as well as to deep mental researches. At the same time he thinks it may be better adapted to the common business of life, than a diet which produces a greater degree of sensibility.

With

With regard to vegetable food, our author observes, that its producing a more spare habit of body than animal diet, is probably owing, not only to its containing less nutriment, but also to the acidity which prevails in all vegetable substances. Some compensation is, however, made for its being less nutritive, by its being capable of being taken in much larger proportion than animal food. In hot countries, the climate renders several fruits safe, and even necessary, in such quantities as would be highly dangerous with us. People in Persia, according to Chardin, will eat at once, or at least in twenty-four hours, thirty-five pounds weight of melon.

It appears, however, that notwithstanding the greater quantity in which vegetables may be taken, they still require some stimulus to be joined with them, in order to render them fit for the purposes of aliment. This is very bountifully bestowed by nature in those climates where vegetable food is most used, and consists of pungent aromatic plants, which though of themselves nearly destitute of nourishment, correct the bad qualities, and supply the defects of those vegetables that are more nutritious.

Our

Our author describes the effects of vegetable food on the disposition, &c. of mankind, as being exactly the reverse of those produced by animal diet. He mentions, after Arbuthnot, that the fiercest lions have been rendered tractable and docile by being fed upon vegetable food, and observes, that the same writer speaks of several instances that had fallen under his own observation, of irascibility of temper, in the human species, being subdued by a vegetable regimen. In proof of its being favourable to mental exertions, he quotes the anecdote related by Cheyne of Sir Isaac Newton, who was so sensible of the unfavourable operation of animal food, that during the time of his writing his treatise on optics, which is generally thought to be the work wherein his genius displayed itself in its fullest force, he lived on a vegetable diet only, and that extremely simple and rigid.

The author agrees with Haller in considering fish as holding a kind of middle rank between animals and vegetables. They are, he observes, in general less putrescent, and also less nutritive than flesh meats, and produce also less red blood and strength of body. He does not undertake to determine, whether the idea suggested by some
writers,

writers, that a fish diet is more prolific than one of either animals or vegetables, is well-founded or not.

He divides liquid food into the fermented and unfermented. Of the latter he takes water as an instance. He observes, that from its possessing no stimulant quality, the drinking of it has a tendency to render the temper even and regular; and that as it does not disorder the understanding, those who drink it are apt to acquire a habit of secrecy and reserve. He likewise considers it as favourable to morality.

Speaking of fermented liquors, he remarks, that they produce an increased flow of spirits, and have also the effect of opening the mind. To the greater use of these liquors he ascribes the greater frankness and hospitality of the Northern nations. Another effect ascribed to fermented liquors, is that of inspiring genius and sentiment, especially of the poetical kind. This, at first sight, might seem ludicrous; but is seriously asserted by several grave writers, and is, he believes, in some degree founded upon truth.

Malt liquors, we are told, possess in many respects the same qualities with wine, but have not the same reputation for improving the intellects.

telleets. This our author ascribes to their greater viscidty, which prevents the effects of the spirituous part upon the nervous system; to its being more nutritious; and lastly, to its having but little of the acid which accompanies wine, and is of great efficacy in causing the latter to pass off quickly by the secretions.

Distilled spirits might appear to have nearly the same effects with wine, as being very thin, light, and possessing nearly the same powers of the spirituous kind; but in reality wine and spirituous liquors differ very much from one another. Distilled spirits, the author observes, want the acid of wine, and therefore remain longer in the body and are more inflammatory. They are also more narcotic, and debilitate the nervous system more than wine. They are likewise destitute of fixed air, to which wine in a great measure owes its invigorating and clearing qualities.

Dr. Falconer concludes this part of his work with some remarks on tea, the use of which he thinks may perhaps be less prejudicial in the hot climates of China and India, than it is in ours. But the noxious qualities of this plant, he adds, are not unknown, even in its native countries. The Japanese are subject to the dia-

betes, and to consumptive disorders resembling the atrophy, from its use; and the Chinese, it is said, are so sensible of these consequences, that they rarely drink green tea at all, which is the most remarkable for these effects.

IV. *Account of an elastic Trochar, constructed on a new principle, for tapping the hydrocele or watery rupture: by which the operation may be performed at any period of the disease, and with less pain than with the common trochar. With a few words in favour of a larger trochar, on a similar construction for tapping the abdomen.* By John Andree, Surgeon to the Magdalen Hospital, and the Finsbury Dispensary. 8vo. Davis, London, 1781. 41 pages with a copper-plate, 1s.

THE superiority of modern surgery over that of the ancients is in a great measure owing to the various improvements that have been made in the structure of surgical instruments. In the pamphlet before us an account is given of an improvement of the trochar; an instrument, as the author observes, that is more frequently used, than almost any other in surgery, excepting the lancet and scalpel.

It

It has been objected to the common trochar that it not only occasions considerable pain, but likewise that it cannot be used in the early stage of the hydrocele without danger of wounding the testicle. Both these inconveniences, the author assures us, are remedied by his elastic trochar, of which he gives the following description :

“ This instrument consists of two parts ; the
 “ one is called the stilet, or perforator, the other
 “ the canula. The whole of the stilet, except-
 “ ing its point, is contained within the canula,
 “ which is flat, but somewhat convex on each
 “ surface, and has two sharp edges.

“ The canula (a tube) is formed of two pieces
 “ of well-tempered elastic steel, which are so
 “ accurately fitted together at their edges, as
 “ to form a complete canula, and closely em-
 “ brace the body of the stilet. When the instru-
 “ ment has been passed into the part affected,
 “ on withdrawing the stilet with the smallest de-
 “ gree of force, the canula opens just wide
 “ enough to allow of its exit, and afterwards,
 “ by its own elasticity, closes immediately ; be-
 “ ing then a complete and perfect canula, open
 “ at each end.”

The author remarks that this new trochar may be used with safety, as soon as there is a

depth of water equal to the cutting part of the instrument, and a very small portion of the canula; which depth three or four ounces will afford. He himself lately tapped a hydrocele, the contents of which were only six ounces, although by many authors, the quantity of water to be collected is fixed at a pint.

That the use of this new instrument will be attended with less pain than the common trochar, is a point, he thinks, not to be questioned, when it is considered that the wound made with the former is, as he has proved by experiments, and by the most exact measurement, less by about one third than that made by the common instrument, and that its canula enters without the least degree of force. The principal advantage ascribed by Mr. Andree to this last circumstance is, that the use of his trochar will be perfectly safe in an early state of the disease, as it entirely secures the testicle from the danger of being wounded by the stilet; of which there is confessedly some degree of hazard by the common trochar, in those cases at least in which the vaginal coat is become so very tough and thick, as not to be penetrated without much force in using that instrument, which is then apt to plunge deeper into the part than was intended. This, he imagines,

is

is the circumstance alluded to by the late Mr. Sharpe, when he recommends, in such cases, the puncture by lancet, in preference to that by the trochar.

Mr. Andree is persuaded that an instrument on the same construction, of a larger size, will also be found preferable to the instrument at present used in performing the radical cure for the hydrocele by seton; both because it would pass more easily, and because it might be used at an early period of the disease, which the other cannot, from its size being such as to require a considerable degree of resistance to admit of its use with safety.

He observes likewise that a similar trochar, of a larger size, may be used for the ascites, and will be found to have the same advantages over the common one, viz. that it will enter with more ease to the operator, and less pain to the patient; and that it may be used with safety in an early state of the disease.

Early tapping in the abdominal dropsy, though recommended by some of the best physicians, and on the most rational principles, has not been hitherto considered as a safe operation; a considerable quantity of water being judged necessary to yield sufficient resistance to the instrument, to
keep

keep it from wounding the viscera. This exception however, our author is of opinion, may certainly be obviated by the use of this trochar, since, as it may be introduced without force, a very small quantity of water will suffice to keep its point from doing mischief.

It is certain that under certain circumstances early tapping may become a most desirable object, in order to relieve the patient from the pain occasioned by the water, before it is accumulated in sufficient quantity to render the use of the common trochar safe, or warrantable. The truth of this observation is sufficiently illustrated by the following curious case related by the author.—A patient was afflicted with a pain at his stomach, which had been gradually increasing for two years. On the 16th of September, the day Mr. Andree first saw him, he was troubled with constant sickness, and inclination to vomit after taking the smallest quantity of animal food. His belly was much and suddenly increased in size. A degree of undulation was perceptible by the touch. The quantity of fluid, however, was not sufficient to warrant the use of the common trochar; but the patient most earnestly desired to be tapped, as the great and hourly increase of pain from the accumulating water, rendered life
other-

otherwise insupportable. In compliance with his request, and with the consent of the other medical gentlemen who were consulted, our author ventured to tap him immediately with a common large trochar (not having then invented his new instrument) after first making a puncture with an imposthume lancet. This operation was repeated three several times. He filled remarkably fast; for he was tapped a second time on the 4th of October, and again on the 25th. On inspection of the parts after death it was discovered that this dropsy was occasioned by a schirrus of that part of the omentum which is attached to the stomach. The water had been first collected between the two lamina of the omentum, which it had burst through, and was diffused into the cavity of the abdomen. This circumstance happened a few days before the first operation; and the patient was enabled to speak of it, with certainty, from having felt it so very plainly.

SECTION

SECTION II.

ESSAYS AND OBSERVATIONS.

- X
I. *A Case of Hydrocephalus internus cured by mercury; with some remarks on that disease. By Thomas Aery, sen. M. D. Physician at Whitehaven. Read May 20, 1781.*

JANUARY 4th 1780, I was called to Master Spittall of this town, aged nine years, of rather a pale complexion and relaxed habit. He was seized a week before this with acute pain of the whole head, the teguments of which were sore to the touch. At the time I saw him he complained of nausea, anorexia, erratic pains of the extremities and head; and of thirst especially towards evening. His tongue was clean, his pulse rather frequent. I began by prescribing an emetic, and afterwards emptied the bowels by a gentle purge, at the same time advising the application of blisters behind the ears. The sickness left him after taking the emetic, but the other symptoms remained. After this he took at different times the saline mixture, the bark, and other remedies, but without any apparent effect. The discharge from the blisters was likewise continued.

Jan.

Jan. 20th. He complained that the light was painful to his eyes, the pupils of which were much dilated; he was troubled with strabismus, and could not distinguish capital letters in print; had double vision; spoke unusually slow; was affected with stupor, and could not rise out of bed. His countenance, however, was not altered, but his extremities were considerably emaciated. His appetite continued good; he slept well, had but little thirst, his abdomen was rather tense and hard, but his stools and pulse were regular.

24th. The symptoms were much the same.— Mr. Hamilton, an ingenious surgeon and apothecary who attended the patient with me, was of the same opinion as myself concerning the nature of the disease which we ascribed to water in the brain; upon which I put him under a course of mercury as recommended by the ingenious Dr. Dobson and Dr. Percival in the *Edinburgh Med. Com.* Vol. 5. p. 174. & Vol. 6. p. 219. I was the more readily induced to try this method, from my having many years ago found mercury useful when given as an aperient and deobstruent in cases of dropsy.

Feb. 1. He began by taking from one to two grains of calomel twice a day. Mercurial ointment

ment was likewise rubbed into his legs every night.

Feb. 10th. The pain of his head was abated.

11th. A vomiting came on last night, but was soon removed by his taking the saline mixture with tinctura thebaica. He now complained of his tongue being very sore. I found it with a little apthous redness, but no appearance of salivation.

22d. He said he was better for the first time.

24th. He sat up, and could read small print. After this he continued the use of mercury in small doses till the 4th of March, when all the symptoms being removed, he discontinued it, and has continued well to the present time.

From Feb. 4th to March 8th, he took forty-two grains of calomel, and rubbed in three ounces and upwards of *ung. merc. fort.* without producing any salivation, or any apparent evacuations, except the night that he puked. In Dr. Dobson's and Dr. Percival's cases the mercury salivated.

It is a well known fact, which I can attest from repeated experience, that in curing the lues venerea a salivary discharge is not absolutely necessary to exterminate the venereal virus, for I have found some patients in whom a salivation could

could not be easily raised (as in this case) and many instances where the discharge could not be procured, though a mercurial course had been regularly conducted for this purpose; and yet a cure was obtained, although a greater quantity of mercury was required for that purpose. This likewise was the case in our patient with the hydrocephalus internus.

It may be presumed, that in near forty years that I have been engaged in the practice of physic, I must have seen several patients in this disease, yet of all that I have attended, I never succeeded in any but the present case. It is true I never gave mercury but to one other patient some years before, and then in small doses, and without any intention to salivate; and from mercury given in so small a quantity the same success could not be expected. In the *Edinburgh Med. Comment.* I find the histories of seven patients in this disorder treated with mercury, of whom five were cured, and one relieved by it. In the *Med. Obs. and Inq.* Vol. 4. we meet with one instance of recovery from the same complaint, which makes six cured out of eight, a great proportion cured of so fatal a disease.

It is not improbable that several more patients may have been treated by different practitioners

with mercury, since Dr. Dobson first recommended it, than we are acquainted with, and unsuccessfully, as physicians in general are not over-fond of publishing their want of success. Why may not mercury sometimes cure this disorder without ptyalism, as well as it does sometimes the lues venerea? And may not mercury act in this case as a deobstruent, by removing the obstructions in the system of absorbents in the ventricles of the brain, and rendering them capable again of absorbing the extravasated fluid, and so cure the disease?

Whitehaven,
May 21, 1781.

II. *A case of Epilepsy successfully treated. By Mr. Thomas Clark, Surgeon at Market Harborough. Read June 4, 1781.*

IN the course of my practice, I frequently meet with patients who date the origin of their complaints from inoculation for the small-pox. They will say, that they enjoyed a good state of health from their infancy till they underwent inoculation, but that since that period they have been subject to ophthalmia, epilepsy, wandering pains in the limbs, imposthumations,

posthumations, &c. These complaints might perhaps have appeared after a recovery from the small-pox in the natural way, and possibly from various other causes; but at any rate it seems deserving the attention of medical practitioners, to determine by accurate and repeated observations whether these suspicions are well-founded; and if the evil really exists, to endeavour to obviate it by suitable remedies.

In the cases of this kind that have fallen under my own care, I have generally experienced good effects from mercurial purges, and antimonial emetics occasionally repeated; but I have never found any thing so beneficial as an artificial discharge by issue or seton.—Of several instances of the efficacy of the latter in this way, I shall content myself with mentioning the following. If the Society should think it deserving of a place in their Journal, it will afford me great satisfaction.

A child, at the age of three years, was inoculated for the small-pox, had a favourable eruption, and passed through the disease without any unusual symptoms. Six weeks after her recovery, an inflammatory tumour appeared in the axilla, which suppurated and healed without difficulty. A few weeks after this she had a
 slight

slight attack of epilepsy, which for six weeks returned every ten or twelve days. The fits then occurred every five or six days, and afterwards became more and more frequent, till at length she was attacked with them twice and sometimes thrice every day. She appeared to be suddenly seized with pain, by her lifting her hand to her head, and would immediately fall down senseless. In the space of a minute she would seem perfectly recovered, and play about the house as usual. She had a knowledge of their approach, by her endeavouring to get to a chair when she was going to fall, and appeared much frightened. Although the frequency of attack was so much increased, the duration of the fits was not longer than at their first appearance. Half a grain of *vitriol. alb.* as a substitute for the *flor. zinci*, was given twice a day for a fortnight; but the fits increasing, I ventured to try the effects of a seton in the back, which I preferred to the neck, merely to avoid disfiguring her by the scar. I determined at the same time to give no medicine of any kind, that a perfect trial might be given to the discharge alone. The good effect of this drain soon became evident, by a gradual decrease of the attacks. A month after the introduction of the seton,
 she

she remained seven days free from an attack, and in another month the fits entirely left her. The feton was then suffered to dry up, and the child appeared in good health in the day time, but was often feverish and thirsty in the night. I therefore directed emetic tartar to be given once a week in the morning fasting, in a dose sufficient to puke. This method, with attention to her diet, soon removed every appearance of fever, and the child remains perfectly well, it being now four years since she was inoculated.

SECTION III.

MEDICAL AND PHILOSOPHICAL NEWS.

THE Society of Sciences at Flushing have proposed the following prize questions, viz. “ What are the real causes and symptoms
 “ of the fevers that prevail during the autumnal months in the garrisoned towns of Dutch
 “ Flanders? and what are the best means to
 “ be employed for preventing and curing them,
 “ especially among the troops?” The prize is
 to

to be a gold medal, and the dissertations are to be written in Latin, French, or Flemish, and sent to Mr. Juste Tjeenk, secretary to the society, on or before Jan. 1, 1782.

Hitherto but little satisfactory information has been derived from meteorological diaries. It is probable, however, that by comparing observations of this kind made in a great number of different places at the same time, some useful facts might be established. It is with pleasure, therefore, we inform our readers, that several societies have lately been instituted for this purpose. One of these is at Carlruhe, under the patronage of the Margrave of Baden-Dourlach. Professor Brökman is appointed director of this new establishment, and the necessary observations are to be made at sixteen different places in the territories of Baden.—The Elector Palatine, it seems, has since adopted a similar plan in his dominions; and at the Hague, a medico-meteorological society has lately been established with the same views.

Mr. James Kerr, surgeon in Bengal, to whom the public are already indebted for a description
of

of the tree producing the *terra japonica*, inserted in the Med. Obs. & Inq. Vol. V. has lately transmitted to the Royal Society a curious account of the insect that produces gum lacca.

We are informed that M. Andry, an ingenious physician at Paris, has lately given the inspissated juice of the *saponaria officinalis*, or *sopewort*, to a great number of patients labouring under gonorrhœa. The patients took about half an ounce of this medicine daily, and in general, a cure was effected in about a fortnight without the assistance of any other remedy.

In the winter of 1779-80, Mr. Patrick Wilson of Glasgow made some experiments, by which it appeared that the surface of snow was in general colder, and often by many degrees, than either the air above it, or the body of the snow underneath. Various hypotheses were formed by the ingenious experimenter and his friends, to account for this difference. Evaporation, as it seemed the most natural, first occurred. But other circumstances

led Mr. Wilson to suspect that it was occasioned by the air giving out and depositing its hoarfrost. This extraordinary fact was communicated to the Royal Society, and has since appeared in the Philosophical Transactions. In another paper lately presented to the Society, Mr. Wilson relates some farther experiments which confirm the fact; but at the same time shew that his hypotheses were ill founded. He promises, however, to continue his attention to the subject, which is certainly a very interesting one. In the course of his experiments Mr. Wilson has discovered, that by mixing snow with alcohol, a great degree of cold is produced, though not equal to that which is produced by mixing it with spirit of nitre.

Mr. Thomas Hayes, surgeon at Hampstead in Middlesex, having seen the article relative to Buxton, in our Journal for April, has favoured us with the following additional information concerning the waters of that place—"Formerly there was but one bath at Buxton, which ladies and gentlemen used at certain hours alternately, but at present there are two baths, one for the ladies

ladies and the other for gentlemen, and both are large enough to hold, not four only, as the society have been informed, but ten or fourteen persons at the same time, very commodiously. Both baths are supplied by the same spring, and are continually filling and emptying, so that the waters are always fresh, and of the same temperature. The ladies have a room adjoining to their bath, but the gentlemen are obliged to dress and undress in the bathing room, which is very damp, from the vapour that is continually rising. This evil is justly complained of, and a room ought certainly to be erected for the gentlemen, as well as the ladies, as the cloaths get wet, and many inconveniences arise from the want of one. The price of bathing is a shilling for every person that does not lodge at the Hall where the baths are situated, but only six pence to those who do; but that every inn may be on a footing in this respect, Lord Scarsdale, who owns most of the other houses, returns, by the landlords of them, a sixpence to each person; and to make the accommodation compleat, a chair is provided by each landlord to carry his lodgers to the bath when it is wet, or they are unable to walk, and this

without expence: but there is no priority or preference whatever in bathing, whether you lodge at the Hall or at the other inns, of which there are several very good ones, particularly the White Hart.

The heating the waters artificially, as mentioned in the Journal, would doubtless add greatly to their efficacy in many diseases. I remember to have conversed with the late Dr. Fothergill on this subject, who expressed his hopes that the Duke of Devonshire would add this to the many other improvements he is making at Buxton. That learned and ingenious physician, Dr. Percival, in his essay on these waters has very much recommended it; and, I may add, that the expence attending it would not be considerable, as coals are not dear there, and the artificial heat would be wanted only now and then.

The natural heat of the bath by Fahrenheit's thermometer is 82°. St. Ann's well, which is covered with a portico of stone, but otherwise open to the common air, is 80°.

The waters by chymical analysis seem to contain a small portion of fossil alkali, sea-salt, and calcareous earth, with a large quantity of fixable air; but there is a curative principle in them that

no analogy can demonstrate, or chymist properly define.

They prove singularly efficacious in chronic rheumatism, as I experienced lately in my own case. They are not recommended in the acute rheumatism, but if they were made hotter they would be very useful in that as well as in a variety of other diseases in which they are not had recourse to at present. I have seen the most obstinate sciaticas and rigidities of the spine cured by them, after every means under the direction of the most eminent physicians had failed. That worthy and judicious physician Dr. Bullock, who has attended the bath for many years, has accounts of their good effects in a great number of very interesting cases that have occurred in the course of his practice, which I hope he will publish, for it is a pity the public in general should be deprived of such useful information."

P R O M O T I O N S.

June 9. Mr. John Gloster, hospital-mate, to be surgeon to the 65th regiment of foot in the room of Thomas Clerk, M. D.—13. Thomas Blackburne, M. D. physician at Durham, to be Fellow of the Royal Society.

D E A T H S.

D E A T H S.

July 2, 1780.—At Halle in Saxony, in his 71st year, David Samuel de Madai, M. D. physician to the orphan-house in that city. He was a native of Hungary, and celebrated for his erudition, and his knowledge of coins.

April 26, 1781.—At Amerfbury, Mr. Bloxham, apothecary.

May 20.—At Strabane, in Ireland, Mr. George Buchanan, apothecary.

June.—At Worcester, aged 29 years, Mr. Thomas Blount Lovet, surgeon and apothecary.

Lately at Limerick in Ireland, John Barrett, M. D. an alderman of that city.

—At St. James's in Jamaica, aged 33 years, Mr. John Rankin, surgeon.

SECTION IV.

MONTHLY CATALOGUE.

i. **E**SSAYS on Physiological Subjects. By *J. Elliot*, M. D. 8vo. *Johnson*, London, 1781. 48 pages, 1s. 6d.

The author of this ingenious tract is already known to the world by his *Philosophical Observations on the Senses of Vision and Hearing, &c.* In the present performance he has prosecuted
the

the enquiry concerning animal motion and heat, which, among other subjects, he had treated of in his former work ; and has also extended his researches to other branches of physiology.

Among other new matter we meet with the following remarkable facts :

In consequence of an idea which he had suggested concerning the use of the bile, our author lived for some time wholly on bread and radishes ; and afterwards for a longer time on mutton and beef. During the vegetable course bile seemed to abound less in the intestines and fæces than during the animal, and therefore probably employed more bile. To be satisfied of this, he digested, in half the gastric juice taken from a dog's stomach, some bread and radish, and in the other half some fat and lean mutton ; then added to each a little of the animal's gall. The preparations were alike in both cases ; but the animal mixture tasted strongly of the bile ; the vegetable hardly at all : and though he afterwards doubled the quantity of bile in the latter, it still seemed to taste less of it than the other.

The author endeavours to deduce from these, and other experiments, the theory of the phlogistic and antiphlogistic regimens, and the use of the *bile* in the animal system. His observations
on

on these subjects seem to unfold to us a new system of physiology, and we cannot but recommend a perusal of the work, as well as the prosecution of the subject, to the lovers of this important branch of medical science.

2. *Dissertatio Medica Inauguralis de Podagra*, auctore *Thoma Jeans*, Anglo, Societ. Med. Reg. Edin. Sod. et Soc. Chir. Med. Edin. S. H. 4to. Lugduni Batavorum, 1780. 25 pag.

3. *L'art de soigner les pieds ; contenant un traité sur les cors, engelures, et les accidens des ongles et leur difformités ; présenté au roi, par M. Laforest, Chirurgien pedicure de S. M. et de la famille royale. i. e. The art of managing the feet ; containing a treatise on corns, chilblains, and the diseases and deformities of the nails. Presented to the King, by M. Laforest, Corn-cutter to his Majesty and the Royal family, 8vo. Paris, 1781.*

4. *Essai sur l'action de l'Air dans les maladies contagieuses, qui a remporté le prix proposé par la Société Royale de Medecine. Par M. J. J. Menuret, Associé regnicole de la meme Société. i. e. An Essay on the effects of the air in contagious diseases ; which obtained the prize offered by the Royal Medical Society. By J. J. Menuret,*

nuret, one of the Home Members of the Society.
12mo. Paris, 1781. 136 pages.

5. L'art d'affayer l'or et l'argent; tableau comparé de la coupellation des substances métalliques, par le moyen du plomb et du bismuth; procédé pour obtenir l'or le plus fin, &c. Par *M. Sage*. *i. e.* The art of assaying gold and silver; a comparative table of the cupellation of metallic substances by means of lead and bismuth; a process for obtaining the finest gold, &c. with plates. By *M. Sage*. 8vo. Paris, 1780. 122 pages.

6. *Agri Romani historia naturalis, tres in partes divisa; sive methodica synopsis naturalium rerum in agro Romano existentium, a Philippo Aloyfio Gilio concinnata. Pars prima, regnum animale. Tomus primus, ornithologia, in qua de priori avium classe.* 8vo. Romæ, 1781.

In this volume the author describes only the granivorous birds, which constitute his first class. His descriptions, which appear to be extremely accurate, are illustrated by twenty-four engravings.

7. *Pythographie économique de la Lorraine, ou Recherches botaniques sur les plantes utiles dans les arts; ouvrage couronné dans la séance publique de l'Académie Royale des Sciences, Arts*

et Belles Lettres de Nancy, le 8 Mai 1779. Par *M. Willemet*, doyen des apothicaires, démonstrateur royal de botanique et de chimie au college de medecine de Nancy, des academies de Lyon, Dijon, &c. *i. e.* The œconomical Pythography of Lorraine, or botanical inquiries relative to plants useful in arts; being the work crowned by the royal academy of sciences, arts, and belles lettres at Nancy, at their public meeting on the 8th of May, 1779. By *M. Willemet*, master of the apothecaries company, regius demonstrator of botany and chemistry in the college of physicians at Nancy, and member of the academies of Lyon, Dijon, &c. 8vo. Nancy, 1780. 142 pages.

8. Affsemblée publique de la Societé Royale des Sciences, tenue dans la grande falle de l'hotel de cette societé, en presence des etats de la province de Languedoc, le 28 Decembre 1779. *i. e.* An account of the public meeting of the Royal Society of Sciences, held in the hall belonging to the society, in presence of the States of the Province of Languedoc, Dec. 28, 1779. 4to. Montpellier, 1780. 126 pages.

This collection contains the eulogies of Linæus and the late Cardinal de la Roche Aymon; a paper by M. Gouan, on the cure of specks
in

in the eyes ; remarks on the Worabie, an Abyssinian bird, by the Baron de Faugeres ; on the regeneration of flat bones, by M. Vigarous ; on the number of births and deaths at Montpellier, by M. Mourgue, who finds the proportion of deaths annually to be one in twenty-six ; on the use of the milk of animals for foundlings, by M. Brun ; on the electrical cause of earthquake, by M. Bertholon ; and on the circulation of the air in mines, by M. Genfane, jun.

9. Carte mineralogique de France, où sont marqués les differens terrains principaux qui partagent ce Royaume, et les substances particulieres qu'il renferme ; dressée sur les observations de M. Guettard, de l'academie des sciences. Par *M. Dupain Triel* pere, Geographe du Roi et de Monsieur. *i. e.* A mineralogical map of France, in which are marked the principal varieties of soil that occur in that kingdom, together with the particular substances included in it ; founded on the observations of M. Guettard, of the academy of sciences. By *M. Dupain Triel*, sen. Geographer to the King and to Monsieur. Paris, 1781. price 2 livres, 8 sols.

10. Die natürliche magie aus allerhand belustigenden und nützlichen kunststücken bestehend,

hend, zusamenn getragen. Von *J. C. Wiegleb.*
i. e. Natural magic ; being a collection of useful
 and entertaining performances. By *J. C. Wiegleb.*
 8vo. Berlin, 1779. 416 pages, with copper-
 plates.

This is a very rational and amusing compi-
 lation.

11. *J. A. E. Götze* entomologische beyträge
 zu des R. Linnée 12ten. aufgabe des natur-
 systems. *i. e.* Entomological supplements to the
 12th edition of Linnæus's *systema naturæ.* By
J. A. E. Götze. Vol. I. Part III. 8vo. Leipzig,
 1780. 390 pages.

I N D E X.

A.

	Page
A ASKOW, U. B. on an epidemic scarlatina, —	379
————— hepatitis, —	391
Abildgaard, P. C. his account of a tertian, —	395
Abdomen, abscess of, —	328
Acta, Havniensia, —	377
Aery, Dr. Thomas, his remarks on hydrocephalus internus, —	424
Air, observations on, —	51
—— fixed, remarks on, —	56, 440
Aitken, John, outlines of the theory and cure of fever, —	366
Amar, Don Joseph, on the small pox, —	72
————— eruptive diseases, —	142
————— diseases of the breast, —	143
Amenorrhœa, experiments in, —	92
Andree, John, account of an elastic trochar, —	418
Andry, M. remedy discovered by him for the gonorrhœa, —	433
Aneurism, spurious, case of, —	334
Angina trachealis, treatise on, —	217
Antispasmodics, remarks on, —	12
Applications, warm, bad effects of in wounds of the head, —	324
Arm, fractured, remarkable operation on, —	356
Afcites, cure of, —	263
Asphaltum, oil of, recommended in phthisis, —	397
Afafetida, its use in carious ulcers, —	239
Asti, Felix, on the poison of mad animals, —	370
B.	
Bang, F. L. on the angina and scarlatina, —	379
————— putrid fever, —	384
————— the connexion of intermittents with other diseases, —	389
————— oleum asphalti, —	397
Bastays, M. his theory of chronic diseases, —	212
Bath, warm, recommended in morbid irritability, —	182
Bayley, Richard, on angina trachealis, —	217
Bergman, Sir Thorbern, his opuscula physica, —	51, 73
————— French translation of, —	293
Berkley, J. F. Van, natural history of Holland, —	373
Bingers, M. of a suppuration of the omentum, —	241
————— wound happily healed, —	242
————— the use of lime water and soap in calculus, —	ibid.
————— a case of a worm perforating the intestines, —	243
————— tumour near the rectum, —	ibid.
————— fistula in perinæo, —	ibid.
————— an excrescence in the rectum, —	244
————— a cancerous testicle, —	245
————— the use of cold water in wounds of the joints, —	ibid.
Black, Dr. W. on the small pox, —	295
Blackall, Andrew, preparations in his museum, —	359
Blackburne, Dr. Thomas, of hydatids voided with the urine, —	125
Bland, Dr. his researches on population, &c. —	355
Blanc, Dr. Gilbert, his account of a hurricane, —	132

I N D E X.

	Page
Blizard, William, on the fistula lachrymalis, _____	62
Block, M. on the use of asafœtida in caries, _____	239
_____ of a man who swallowed pins, &c. _____	334
Born, M. his mineralogical travels, _____	213
Brain, concussion of, _____	324
_____ suppuration of, _____	<i>ibid.</i>
_____ wound of by a musket ball, _____	325
Bread, fresh baked, ill effects of, _____	333
Breasts, abscesses of how to be treated, _____	167
Brownrigg, Dr. his discovery relative to air, _____	276
Bruno, Joh. <i>elementa medicinæ</i> , _____	68
Buxton, accounts of, _____	276, 434
C.	
Calamus aromaticus, its efficacy in intermittents, _____	388
Calendarium medicum, _____	213
Calmé, M. on generation, _____	292
Callisen, H. of excessive intoxication, _____	396
_____ several remarkable cases, _____	399
Cancer, ointment for, _____	193
Cantharus, a Swedish measure, described, _____	75
Carbuncle, of Burgundy, dissertation on, _____	372
Caries, of the spine, case of, _____	271
_____ scull, _____	334
Catamenia, <i>see</i> <i>Menses</i> , _____	
Cavallo, Tiberius, on medical electricity, _____	246
Cavear, how prepared, _____	26
Cazelles, M. de, on medical electricity, _____	291
Changeux, M. <i>meteorographie</i> , _____	215
Children, management of, observations on, _____	171
_____ new born, diseases of, _____	172, 408
Clare, Peter, on the gonorrhœa, _____	368
Clark, Thomas, case of epilepsy, _____	428
Cold, experiments on, _____	433
Colic, occasioned by a piece of iron in the intestines, _____	327
Collin, H. on <i>lactuca sylvestris</i> in dropsy, _____	263
Consumption, venereal, cured by frictions, _____	129
Corns, treatise on, _____	
Costiveness, case of, _____	349
Cough, purulent, cured by an abscess, _____	386
Cramer, M. of a spurious aneurism, _____	334
Crawford, Dr. examination of his theory of heat, _____	109
Cremadells, F. <i>nova physiologia</i> , _____	295
Cullen, Dr. William, German translation of his first lines, _____	141
Czenpinsky, P. <i>dissert. zoologico-medica</i> , _____	68
D.	
Deaths, lists of, _____ 66, 137, 209, 282, 363, 438	438
Diabetes, remarks on, _____	89
Diarrhœa, cured by <i>verbascum</i> , _____	96
Dibel, M. of a suppuration of the omentum, _____	336
Diet, remarks on, _____	411
Dissection, accounts of, 9, 11, 89, 128, 203, 205, 218, 219, 222, 225, 271, 283, 309, 322, 325, 383, 400, 401, 423	91
Dropsy, experiments in, _____	264
_____ cured by the <i>lactuca sylvestris</i> , _____	264
	Dropsy,

I N D E X.

	Page
Dropfy, cured by blue vitriol, ——— ———	266
Duhaume, M. on domestic remedies, ——— ———	71
Duncan, Dr. Andrew, heads of lectures, ——— ———	68
E.	
Ears, their consent with the lungs, ——— ———	177
Eau de Luce, method of preparing it, ——— ———	193
Ebart, F. C. G. de obesitate, ——— ———	293
Eichel, J. of an epidemic scarlatina, ——— ———	377
Elbow joint, singular disease of, ——— ———	329
Electricity, medical, remarks on, ——— ———	246, 291, 374
Elliot, Dr. John, of an obstinate costiveness, ——— ———	349
——— physiological essays, ——— ———	438
Emerigon, M. his specific for the gout, ——— ———	210
Emmenagogues, none that can be relied on, ——— ———	147
Epilepsy, case of, ——— ———	428
Euers, M. on herpes, ——— ———	240
Eye, purulent, remarks on, ——— ———	115
F.	
Falconer, Dr. William, on the influence of climate, &c. ——— ———	409
Feet, treatise on the management of, ——— ———	449
Fever, miliary, remarks on, ——— ———	168
——— puerperal, ——— ———	9, 169, 408
——— putrid, ——— ———	384
——— outlines of the theory and cure of, ——— ———	366
Fire, observations on, ——— ———	312
Fistula in perinæo, cases of, ——— ———	320, 379
Flooding, uterine, how to restrain, ——— ———	59, 148, 155
Fluor albus, remarks on, ——— ———	151
Fœtus, curious misplacement of the viscera in one, ——— ———	205
——— head of, separated in the uterus, ——— ———	384
Foot, Jesse, his critical inquiry, ——— ———	210
Ford, Edward, on the cure of hydrophthalmia, ——— ———	346
Foster, Dr. Edward, treatise on midwifery, ——— ———	402
Fothergill, Dr. John, an affectionate tribute to the memory of, ——— ———	210
Foujols, M. on hernias ——— ———	291
Fractures, machine for, ——— ———	239
Fuesly, J. C. magazine for lovers of entomology, ——— ———	69
Furunculus, case of, ——— ———	332
G.	
Geisler, M. of a wound of the head, ——— ———	323
Gellert, C. E. his metallurgical chemistry, ——— ———	140
——— art of assaying, ——— ———	141
Generation, essay on, ——— ———	292
Gerbier, M. effects of his remedy for cancers, ——— ———	206
Gieseman, M. of a delivery retarded by a prolapsus vaginae, ——— ———	335
Gillio, P. A. agri Romani historia naturalis, ——— ———	441
Gleditch, J. G. on simple medicines, ——— ———	373
Goducke, M. cases by, ——— ———	329
Götze, J. A. E. entomological supplements to Linnæus, ——— ———	444
Gonorrhœa, treatises on, ——— ———	215, 368
Goulin, M. on the time at which Asclepiades flourished, ——— ———	71
Gout, specific for, ——— ———	210
——— observations on, ——— ———	199
Guerin, M. on the gonorrhœa, ——— ———	215

I N D E X.

	Page
Gulbrand, J. W. of a purulent cough, _____	386
_____ practical remarks by, _____	387
_____ of the efficacy of an issue in ophthalmia, _____	398
_____ morbus maculosus hæmorrhagicus, _____	382
H.	
Hagen, M. of a mortification of the vagina, _____	335
_____ prolapsus of the colon, _____	<i>ibid.</i>
Haller, Albert, new edition of his primæ linæ, _____	372
Hamilton, Alexander, treatise of midwifery, _____	145
Hæmorrhage, uterine, treatment of, _____	59
_____ fatal, from the anus, _____	382
Hayes, Thomas, on Buxton waters, _____	434
Hellebore, useful remarks relative to, _____	109
Hemiplegia, case of, _____	323
Henbane, common, its fatal effects, _____	338
Hepatitis, remarks on, _____	391
Herbert, J. de, on electricity, _____	374
Hernias, advice concerning, _____	292
_____ cases of, _____	240
Herpes, remarks on, _____	94
Hints, on diseases that are not cured, _____	364
Hird, Dr. William, his affectionate tribute, &c. _____	219
Home, Dr. Francis, clinical experiments, _____	I, 85
Horn, M. on fresh baked bread, _____	333
Hubert, M. citoyen dentiste, _____	144
Hurricane, curious effects of one, _____	133
Hydatids, voided with the urine, _____	125
Hydrocephalus internus, new mode of treating it, _____	357
_____ use of mercury in, _____	358, 424
Hydrophobia, facts relative to, _____	370
Hydrophthalmia, case of, _____	346
Hypochondriasis, remarks on, _____	398
Hysteria, cured by the bark, _____	383
J.	
Jackson, Dr. Seguin Henry, treatise on sympathy, _____	284
Jadelot, N. his physiology, _____	372
Jayant, M. le, his grand remedies, _____	143
Jéans, Thomas, de podagra, _____	440
Intermittents, experiments in, _____	2
_____ their connexion with other diseases, _____	389
Intoxication, excessive, case of, _____	396
Jinglafs, how prepared, _____	25
Issue, the efficacy of one in ophthalmia, _____	398
Jung, M. of a dangerous wound, _____	317
K.	
Keyser, M. baneful effects of his pills, _____	206
Kirwan, Richard, his chemical researches, _____	65
_____ his notes on Scheele, _____	312
Koelpin, Alex. of a fistula in peinao, _____	379
_____ E. on the rhod dendron chrysanthum, _____	226
Kohler, M. his account of a concussion of the brain, _____	324
Kuhn, M. of a suppuration of the leg, _____	330
_____ an inflammatory sore throat, _____	<i>ibid.</i>

I N D E X.

	Page
L.	
<i>Lactuca sylvestris</i> , its efficacy in dropsy, ———	263
Lambon, M. on the section of the symphysis putris, ———	72
Lafond, M. dictionary of natural philosophy. ———	298
Laforest, M. on the management of the feet, ———	440
Laudun, M. on broths in fevers, ———	71
Lauro-cerasus, experiments with, ———	343
Leather, Russian, manner of preparing it, ———	23
Leeches, historico-practical essay on, ———	237
———— use of in hypochondriasis, ———	399
Lefevre, M. conjectures concerning his remedy for the gout, ———	201
Leprosy, particular kind of, ———	28
Le Rbux, M. on canine madness, ———	141
Leurye, M. de, on the Casarean section, ———	216
Lieutaud, M. anecdotes of, ———	279
Lip, swelling of, a symptom of worms, ———	95
Lithontriptics, remarks on, ———	97
Liver, obstruction of cured by mercury, ———	390
Lues venerea, how to be treated in children, ———	388
Lumbago, remedy for, ———	87
Lungs, wound through, ———	328
M.	
Magnesia, remarks on, ———	83
Manning, Dr. Henry, his modern improvements in physic, ———	68
————— surgery, ———	139
Map, mineralogical, of France, ———	443
Maret, M. eulogy of, ———	371
———— on the small pox, ———	223
Martinet, M. on volatile alkali, ———	<i>ibid.</i>
Maupin, M. course of chemistry, ———	290
Melæne, remarks on, ———	10
Mellins, C. F. materia medica, ———	294
Menses, final cessation of, with what symptoms attended, 150,	175
———— their influence on health, ———	174
———— remedies in obstruction of, ———	92, 147
Menstruation, painful, how to obviate, ———	148
Menuret, J. J. on the effects of air, ———	440
Metastasis, remarks on, ———	178
Meza, S. T. de, on a venereal consumption, ———	129
———— the malignant scarlatina ———	379
———— cure of an ascites, ———	394
———— his account of a death occasioned by the force of ima- gination, ———	396
Midwifery, treatises on, ———	145, 402
Monro, Dr. Alexander, his works ———	297
———— life, ———	298
Montpellier, Assemblée publique de la société de, ———	442
Morgan, William, on heat, ———	109
Music, instances of its good effects, ———	183
N.	
Napellus cæruleus, its efficacy in rheumatism denied, ———	341
Nicola, E. A. his pathology, ———	214
Nerves, disorders of, treatise on, ———	32, 98, 174

O. Omentum,

I N D E X.

	Page
O.	
Omentum, suppuration of,	241, 336
——— dropfy of,	422
Ophthalmy, remarks on,	115
Opium, use of in intermittents, condemned,	136
Ovarium, singular tumour of,	394
——— curious appearance in one on dissection,	203
P.	
Pallas, P. S. his travels,	20, 185
Palsy, experiments in,	85
Pharmacopœia, Brunsvicensis,	189
Phosphorus, effects of in fevers,	208
Phthisis, experiments in,	9
Physic, modern improvements in the practice of,	68
Pia, M. on the recovery of drowned persons,	372
Pistor, M. of a fatal wound of the forehead,	324
Pianque, M. his medical observations,	142
Plenk, I. I. de morbis venereis,	70
Poisons, remarks on,	38, 336
Polypus of the nose, case of,	321
Pott, I. H. anecdotes of,	137
Pregnancy, remarks on,	152
——— symptoms of,	154, 405
Priestley, Dr. Joseph, French translation of his experiments on air,	142
Promotions,	66, 208, 281, 362, 437
Pterophthalmy, remarks on,	115
Pubis, symphysis, section of,	72, 134
Q.	
Quassia, its efficacy doubted,	—
Questions, prize,	64, 132, 203, 274, 275, 278, 354, 384, 431
R.	
Rahn, J. H. adversaria medico practica,	294
Ramdohr, M. case of a gun-shot wound,	325
Recovery, unexpected, three cases of,	397
Reflexions, for young physicians, &c.	214
Rheumatism, remedy for,	226
Riediger, M. of a luxation of the vertebræ	327
Riefenbach, M. case of a hand-torn off by a mill,	325
——— of a spitting of blood,	335
Rogert, J. P. on retroverted uterus,	392
Rousserie, M. de, on the waters of Jaleyrac,	369
S.	
Sage, M. on assaying gold and silver,	441
Sanberg, M. on the water of Spa,	294
Saponaria, officinalis, a remedy for gonorrhœa,	433
Saxtorph, M. on uterine hæmorrhages,	59
——— a tumour of the ovarium,	394
——— stricture of the uterus,	384
Scarlatina, anginosa, account of,	377
Scarpa, A. Anatomica annotations,	211
Scheele, C. W. on air and fire,	312
Schoenheider, H. on a cure of hysteria by the bark,	383
——— the venereal disease in children,	388
——— instances of unexpected recovery,	397
Schoenheider,	

I N D E X.

	Page
Schoenheider on hypochondriasis, ————	398
Schopper, M. of a furunculus, ————	332
Schmucker, J. L. surgical essays, ————	231, 320
——— on amputations, ————	231
——— the furunculus, ————	332
——— leeches, ————	237
Schumacher, M. several cases in surgery, ————	320
Sciatica, experiments in, ————	86
Scopoli, J. A. fundamenta chemiæ ————	69
Sellie, M. of a luxation of the vertebræ, ————	326
——— caries, ————	334
Sensibility, morbid, instances of, ————	177
Seton, use of in the hydrophthalmia, ————	348
——— epilepsy, ————	48
Simmons, Dr. Samuel Foart, German translation of his anatomy, ————	141
——— new edition of his elements of anatomy, ————	367
——— on a caries of the spine, ————	271
Sims, Dr. James, editor of Dr. Foster's midwifery, ————	402
Smeathman, Henry, prospectus of his travels ————	359
Spa, essay on the waters of, ————	224
Sponitzer, M. of a colic from bone in the intestines, ————	327
——— wound in the lungs, ————	328
——— an abscess of the abdomen, ————	<i>ibid.</i>
Societies, meteorological, establishment of, ————	432
Stimuli, distinctions of, ————	176
Sugar, acid of, remarks on, ————	81
Surgery, modern improvements in, ————	139
Swedjar, Dr. F. his case of a white swelling, ————	194
Sympathy, treatise on, ————	284
T.	
Tartar, cream of, its efficacy in dropsy, ————	91
Tertian, case of, with uncommon symptoms, ————	395
Testes, their situation and descent in the fœtus, ————	370
Thebaic tincture, its efficacy in ophthalmia, ————	119
Theden, I. A. his description of a machine for fractures, ————	238
Tibia, fissure of, ————	329
Tillot, M. on diseases of the nerves, ————	32, 98, 174
Tode, J. C. of an obstruction of the liver, ————	390
Transactions, Philosophical, German translation of, ————	375
Trichiasis, curious case of, ————	121
Trochar, elastic, account of, ————	418
Tumour, steatomatous, singular one in the thorax, ————	387
——— kidney, ————	388
Typhus nervosus, experiments in, ————	4
U.	
Vagina, mortification of, ————	336
——— prolapsus of hindering delivery, ————	<i>ibid.</i>
Vastapani, P. I. on the Peruvian bark, ————	144
Vegetables, poisonous, observations on, ————	336
Venæsection, instances of its abuse, ————	179
Verbascum, its efficacy in diarrhœa, ————	95
Vertebræ, dislocation of, ————	326, 327, 401
Vetillard, M. on the dysentery, ————	144
Villers, M. prospectus of his work on insects, ————	133
	Vinegar,

I N D E X.

	Page
Vinegar, not an antidote to arsenic, ——— ——— ———	136
Urine, incontinence of, how cured, ——— ——— ———	135
Uterus, singular stricture of, ——— ——— ———	384
—— retroverted, case of, ——— ——— ———	392
W.	
Ware, James, on the ophthalmy, ——— ——— ———	115
Water, sea, curious remarks on, ——— ——— ———	75
—— mineral, methods of imitating, ——— ——— ———	ibid.
Weed, fever so called, what, ——— ——— ———	168
Wiegleb, J. C. natural magic, ——— ——— ———	444
Wilmer, B. on vegetable poisons, ——— ——— ———	336
Willemet, M. Pytographia de la Lorraine, ——— ——— ———	441
Wilson, Mr. his experiments on cold, ——— ——— ———	433
Wright, Dr. William, on the efficacy of blue vitriol in dropsy, ——— ——— ———	266
Wrisberg, H. A. anatomical dissertations, &c. ——— ——— ———	375, 376
Wurm, M. of an hemiplegia, ——— ——— ———	323
Wurtz, G. C. mappa medicamentorum, ——— ——— ———	70
Z.	
Zinn, J. G. de oculo humano, ——— ——— ———	291

E R R A T A.

Page 10, line 25, for chryfanthemum read chrysanthum.—p. 24, l. 1, for sedum read ledum.—p. 26, l. 19, for caveat read cavear.—p. 33, l. 2, for 6 vols. read 3 vols.—p. 49, l. 14, for opisthatonos, read opisthotonos. p. 80, l. 26, after together, add with the vitriolic acid.—p. 109, l. 13, for observes read observe.—p. 110, l. 12, for presenting read prosecuting.—p. 111, l. 22, for instantly read constantly.—p. 113, l. 27, for enlarging read increasing.—p. 114, l. 12, for thermometer was read thermometers were.—p. 240, l. 20, for white pinspernel read white burnet saxifrage.—p. 260, l. 23, for being curable read as having been cured.—p. 288, l. 6, for effect read affect.—p. 317, l. 13, for is also read are also.—p. 324, l. 16, for Mr. Schumacher read Mr. Schmucker.—p. 409, l. 12, for ll. 15. read 18s.

E N D O F V O L. I.

