


THE UNHEATED
GREENHOUSE

DEPT. OF AGRICULTURE
DIV. OF AGR'L EDUCATION



RHODODENDRON CILIATUM IN THE HIMALAYAN HOUSE AT KEW.



THE "COUNTRY LIFE"
LIBRARY

THE UNHEATED GREENHOUSE

BY

K. L. DAVIDSON



PUBLISHED BY

"COUNTRY LIFE," LTD.
20, TAVISTOCK STREET
COVENT GARDEN, W.C.

GEORGE NEWNES, LTD.
3-12, SOUTHAMPTON ST.
COVENT GARDEN, W.C.

1907

DEPT. OF AGRICULTURE
DIV. OF AGR'L EDUCATION



CONTENTS

CHAP.	PAGE
I. ITS ADVANTAGES	1
II. ON TYPICAL COLD GREENHOUSES	8
III. SOME HINTS ON CONSTRUCTION	15
IV. REGULATION OF TEMPERATURE	23
V. PLANTS SUITABLE AND UNSUITABLE	30
VI. THE ALPINE HOUSE	38
VII. FOLIAGE PLANTS FOR GROUPING	43
VIII. BULBS AND TUBERS—I. HARDY SPECIES	49
IX. BULBS AND TUBERS—II. HALF-HARDY SPECIES	57
X. LILIES	66
XI. FLOWERING SHRUBS	73
XII. SOME HARD-WOODED PLANTS	81
XIII. ROSES	89
XIV. HARDY PERENNIALS FOR SPRING	94
XV. AUTUMN PERENNIALS UNDER GLASS	101
XVI. ANNUALS AND BIENNIALS	107
XVII. HARDY ORCHIDS	116
XVIII. SUCCULENT PLANTS	121
XIX. THE POTTING SHED—SUMMER QUARTERS	128
XX. ROUTINE WORK	133
APPENDIX	143
INDEX	241



LIST OF ILLUSTRATIONS

	<i>To face page</i>
Rhododendron Ciliatum in the Himalayan House at Kew .	10
<i>Frontispiece</i>	
Campanula Pyramidalis in conservatory	10
View of the East Corridor in the Botanic Garden, Edinburgh	11
The Alpine House in Royal Gardens, Kew	38
Interior of the Alpine House, Kew	39
Lysimachia Crispidens	42
Thalictrum Anemonoides	43
Lilium Longiflorum in pots	44
Simple Grouping of Summer Plants	45
The Stag's Horn Fern	46
A Hardy Fernery	47
Asparagus Sprengeri	48
Chionodoxa (Glory of the Snow) and Iris Rosenbachiana .	49
Fontin's Lily of the Valley	52
A Winter Flowering Iris (I. Stylosa Alba)	53
Lachenalias	62
A Rare White Nerine	63
Funkia Tardiflora	64
Arthropodium Cirratum	65
Best Form of Madonna Lily (Lilium Candidum).	66
Yucca Guaternalensis in the Temperate House at Kew .	67
Lilies Grown in Tub	68
Hoheria Populnea	78
Rhododendron Præcox in the Temperate House at Kew .	79

	<i>To face page</i>
Eriostemon Myoporoides	84
Glory Pea (Clianthus Puniceus)	85
Rose Niphetos as a Pot Plant	92
Rose Jersey Beauty as a Pot Plant	93
Broad-leaved Siberian Saxifrage (Megasea Ligulata)	96
Shortia Galacifolia	97
Primula Marginata	98
Auriculas	99
Symphyanthra Wanneri	100
Campanula Isophylla Alba	101
Campanula Fergusoni	104
Salvia Azurea Grandiflora	105
Hybrid Cineraria, Kew	108
Marguerite Carnations	109
Cypripedium Acaule	116
Orchis Latifolia	117
Cypripedium Pubesceus	118
Group of Sarracenias	119
Succulent House at Kew	122
Cereus Triangularis	123
Mesembryanthemum Roseum in South Devon	124
Sedum Ternatum	125



THE UNHEATED GREENHOUSE

CHAPTER I

ITS ADVANTAGES

It is a strange fact that while every other branch of gardening has made giant strides during recent years the unheated greenhouse still remains neglected and unhonoured. The outdoor border of hardy perennials has its votaries by the thousand, and well it may. The heated glass-house is to be found in most gardens, but it is a question whether a tenth part of the pleasure can be obtained from it all the year round that may be found in the successful management of an unheated greenhouse by the skilful amateur who, whether he rejoices in the aid of a gardener or no, prefers to keep a corner where he may "potter about" at his own sweet will amongst his plants, and work with his own hands on their behalf. This is mainly due to the vicissitudes of our changeful English climate, which for practically half the year makes outdoor gardening impossible for most people, and the heated house dangerous. But both the joys of the open garden and, in a measure, even those of the hot-house may be combined and enhanced under the sheltering roof of the unheated greenhouse, as I hope to be able to show in the following notes, which are faithful records of many years of practical experience.

It is well from the starting-point to have a clear under-

standing of what is meant by a cold greenhouse. It is one in which it is neither convenient nor desirable to have a fixed heating apparatus, and in which it is only intended to prevent the temperature from falling below 35° or, in other words, simply to keep out frost. The term "fixed" is used advisedly, for though there may be cases of glass corridors or of a larger glass-garden in which an ordinary fixed flow-and-return pipe might answer better than a removable apparatus, it must be borne in mind that the main principle of the unheated greenhouse—except during the few dead and dark weeks which precede and follow the shortest day, or on the occasion of a sudden fall of temperature or of damping fog—is to keep it cool enough for the plants of temperate regions, which alone are suitable to be grown in it. It goes without saying that the mere shelter of glass will not keep out severe frost. Therefore some means of raising the temperature under certain conditions of weather, to be considered later, are not forbidden to the cold greenhouse; but artificial heat being, in a general way, not only needless but undesirable, it should be on all accounts as temporary in its character as possible. Heating power of even the most temporary character may be entirely dispensed with, as in the case of an alpinery, which is one of the most delightful forms of the cold greenhouse, but, of necessity, it limits in some degree the choice of plants.

It must be confessed that such unheated glass-houses are by no means in favour. The professional gardener, as a rule, pins his faith to the boiler and pipes, and looks askance at the plants which will thrive in a temperature lower than from 60° to 80° . Tinctured with the hurry and impatience of slow results characteristic of the age, he rejoices in the quick development of fine showy plants, and it is not to be denied that splendid success follows his skilful culture. Much of the success is ephemeral, however, not to say stereotyped. One

may go into greenhouse after greenhouse and find beautiful and well-grown foliage and flowers, undoubtedly, but all of the same stamp. It is seldom that a new and distinct plant arrests one's steps and arouses one's enthusiasm, and how rarely does one see nowadays the grand specimens of hard-wooded plants which were the pride and glory of a past generation, but which took both time and patience to build up. To-day the gardener's art consists in turning out plants wholesale, and it is not too often that he has any incentive from his employers to rise above it, and truly enough it saves a "power of trouble." The amateur, on the other hand, longs to move out of the common groove, and grudges no trouble, but he taxes the capabilities of his unheated house beyond its reasonable limits, and it fails. Midwinter finds him mourning over half-frozen flowers, which, in the quaint phrase of our forefathers, refuse to "blow," and will scarcely even exist. He also, therefore, denounces his cold greenhouse as a fraud, because he has grown plants in it which cannot thrive in a low temperature, and either practically gives it up or orders a furnace. Thus both professional gardener and untutored amateur agree in condemning the cold greenhouse, though from different points of view.

Now my plea is not for unheated greenhouses as against hot-houses. We cannot do without the lovely flowers of the tropics—the Allamandas and Dipladenias, the Palms, and the Orchids, which are such a delight to all flower-lovers. Let us have these by all means, but all the same we need not overlook the numberless hardier plants, not inferior to them in beauty, which are grateful for the simple shelter of glass, and will give us of their best without the expense and labour involved by an elaborate heating apparatus. Believe me, the gardener's—and more especially the amateur gardener's—troubles are not at an end when his greenhouse is fully equipped with boiler and quadruple rows of pipes. Let us,

then, consider chiefly the advantages and disadvantages, or rather limitations, of the unheated greenhouse for the practical gardener.

HEALTHFULNESS

There are hundreds of delicate people who dare not venture to stand about out of doors on a chill autumn or winter's day to superintend garden operations who yet, of all recreations, best enjoy the tending and environment of plants. The relaxing heat of a stove is equally insupportable for any length of time, and abrupt transitions from the moist warmth, even of an intermediate house, into the freezing outer air, or a sudden grappling with a keen easterly blast, is more than even the strongest can stand without risk. It is no small boon, then, on a dreary winter's day to have a place of shelter, neither too cold nor too hot, and a possible occupation where an hour or two may be safely spent in the company of the plants we love. It is a melancholy fact that the glass-house, seen from outside as a garden adjunct, is not itself, in an artistic sense, a thing of beauty. It is even worse than a mere negative, and sometimes becomes a positive eyesore. All the more reason, therefore, that the inner aspect should atone for the outer, that when we enter it we may be tempted by a genial atmosphere to linger long to enjoy the loveliness of leaf and flower, without a vague dread of an evil genius of bronchitis or rheumatism hovering about us with shadowing wing. If we have the true gardening spirit there will always be some work to do, some new interest to discover. Outside, the rain may patter on the glass or the bare boughs toss in the whistling wind, and only the pale Hellebore or perhaps a belated China Rose ventures to brave the inclement season before the Snowdrops come; but within, while we run no risks, we may have greenery and tender spring tints and scents of early Hyacinth and Iris, of Violet and Crocus, and a host of flowers which

only ask the gentle coaxing of a little shelter to bless us for our courtesy by stealing, with innocent guile, a few hours from the "winter of our discontent."

MODERATE COST

"Who loves a garden loves a greenhouse too," and if this were true in Cowper's day, it is no less true in ours. We are becoming every day more and more a nation of gardeners, and no sooner does the passion for growing plants seize upon us than the necessity of some shelter for them in severe weather makes itself felt. The fine crop of glass-houses which has sprung up over the length and breadth of the land during the last half-century took its origin, probably, from the urgent need of saving through the winter the bedding plants which were to fill the garden beds in summer. Cheap as glass and woodwork may be now, the greenhouse was formerly in many cases the outcome of much cogitation and self-denial in small luxuries, to end after all, not seldom, in disappointment, for the heating, through ignorance of its need, had been overlooked, and the very considerable expense of a boiler and pipes had never entered into the calculation. Bedding plants are not quite so much in vogue as of yore, but still the wail goes up—scarcely a week passes but it may be heard in country home, in rectory, or in suburban villa—"We can't save our Geraniums"—geranium being a generic term handy for daily use—"because we have no heat in the greenhouse." And it is very true, for here we come to the limitations of the cold-house. In it we must not expect to grow the plants which require heat in winter to bring them to perfection. Pelargoniums, it is true, will exist in a temperature that never falls below 35°, and some will even stand a slight frost, as is seen by the vigorous specimens to be seen occasionally against a wall under the sheltering eaves of a cottage in Devon or

Cornwall, but they are not the type of plant best suited for the unheated greenhouse. Generally, in these cases, it is a question of expense. Either there is no means of heating or no efficient member of the household to discharge the duty of attending to the greenhouse fire, or it may be the cost of fuel which must be considered—with the usual result of a useless greenhouse. Expense may be of little consequence in some gardens, but these are in the minority. Even to those who are ready to spare no expense the coal bill in these days of exorbitant prices becomes a question of some moment, and it is astonishing what a capacious maw is possessed by the monster called a greenhouse furnace. On the score, then, both of initial cost of a permanent heating apparatus and a constantly recurring expense for fuel, I rest a second plea for the cold greenhouse, in spite of its limitations with regard to certain classes of tender plants.

SIMPLICITY OF MANAGEMENT

The garden-lover who has no experienced helper—perhaps also some who professedly have—knows full well the wretched trick the furnace is apt to play of going out on the very night of the hardest frost of the year, of pipes bursting at inconvenient seasons, and the misery of finding plants ruined and the work of many a happy though arduous day lost for ever. Needless to descant on the daily and nightly joys of the stoke-hole, even when all goes well. But if there be risks and impediments such as these when the thermometer falls below freezing-point, there are difficulties more insidious, but none the less real, in regulating a high temperature. Plants grow with amazing rapidity in heat, and the novice is delighted with his early success; but, alas! they also lengthen, and before long his plants, like the unfortunates celebrated by Tennyson

which were "by squares of tropic summer shut and warmed in crystal cases," are apt to meet the same fate, or—

"These, though fed with careful dirt,
Are neither green nor sappy ;
Half-conscious of the garden squirt,
The spindlings look unhappy."

Unhappily, too, other things grow as fast as the spindlings. Aphid is but a feeble foe, comparatively speaking, and easily to be overcome ; but the horror of a visitation of mealy bug—the plague of the hothouse—is not to be described, and scale is nearly as noxious. In the unheated greenhouse the annoyance of such direful insect pests is greatly lessened, and the careful gardener need have none of them. On the score, then, of simplicity of management, I rest my third plea.

To sum up, therefore : For health of enjoyment, for minimum of expense, and for easy handling, the unheated greenhouse presents certain advantages not heedlessly to be overlooked by the lover of plants who makes a hobby of cultivating them for his own pleasure. Add to these somewhat prosaic advantages the great charm of seeking out and making friends with rare and unusual plants, of persuading them to grow and do well under unwonted conditions, of bringing fragments from far distant lands to remind us of happy hours spent under sunnier skies, or of raising seedlings sent from furthest corners of the Empire to show the diverse flora of the environment of new homes. In such manifold ways the cold greenhouse at all times of the year never fails the intelligent gardener. It is subject to no great extremes of temperature, it may be large or small as means or strength will permit, it may be planted out to form a garden under glass, or it may be used exclusively for pot plants. It steps in midway between garden and hothouse, sharing and prolonging the pleasures of the one and giving a safe haven to the refugees of the other.

CHAPTER II

ON TYPICAL COLD GREENHOUSES

THE unheated greenhouse may be represented by four distinct types, which can be classed as follows: 1. The glass-garden. 2. The garden corridor. 3. The conservatory. 4. The ordinary span, or lean-to greenhouse. Under each of these heads a few remarks will be necessary.

THE GLASS-GARDEN


Under the somewhat clumsy name—for want of a better—of the glass-garden it is intended to express the greenhouse adapted for the permanent planting of shrubs and climbers. It is, in fact, a garden in miniature, covered by glass, but requiring no interior furnishing, as of stands or stages, other than the plants themselves. The laying out of the beds, borders, and pathways must be controlled by the size of the structure and the kind of plants, be they shrubs or be they alpine, to be grown in it; but while the main planting is permanent, it can and should be so arranged as to leave ample room for the introduction of successional plants. This, in outline, is the idea of the glass-garden; and while it may be the most ambitious, it is, perhaps, also the most delightful, type of the cold greenhouse. Such a house may be of grand dimensions—an annexe, possibly, of one of the long ranges of glass-houses to be found in many a stately garden, constructed

chiefly for the winter protection of flowering shrubs and bulbs, and for the purpose of giving interest and enjoyment, together with a certain amount of exercise, to those who are debarred from taking an active share in the more vigorous pursuits of healthy outdoor English life.


It stands to reason, to begin with, that the construction, as well as the planting, of such a winter garden requires both judgment and good taste, and will give ample scope for the exercise of a thorough knowledge of suitable subjects. Here, too, is a case in point, where a cold greenhouse may reasonably be fitted with a single or even double flow-and-return pipe, as required by the size of the building, in connection with the main boiler, but so furnished with valves as to shut off all heat, except when absolutely needful to keep out frost or to put the air in circulation to prevent stagnant damp. It is not hard to picture a grand glass-garden of this kind, large enough to give a permanent home to the flowering Acacias, Himalayan Rhododendrons, Boronias, Correas, and the like, which, though tender, live and flower profusely out of doors in sheltered positions in the favoured climate—for example, of the Isles of Scilly. It may be taken for granted that all shrubs and plants—and their name is legion—that will live happily in the open air in our southernmost counties are fit subjects to thrive well under the shelter of glass, assisted, in the hardest weather only, by just so much artificial heat as will suffice to prevent the thermometer falling below 35° . Any of us who have had experience of the difference in well-doing between plants grown in pots and those which receive the more generous treatment of the greenhouse border will readily understand the advantages offered on this point by the glass-garden. Such a house should be under the charge of an exceptionally intelligent gardener, well instructed and interested in the cultivation of hardy and half-hardy plants, who will take a pride in making use of the heating apparatus as sparingly as possible. The idea,

however, of a coalition between hardy plants and a glass shelter has hardly as yet permeated the minds of any but a few garden enthusiasts ; but this slur will not long be cast upon English gardens. Kew has taken the initiative in the costly and splendid new wing which has been added within the last few years to the Temperate range of glass-houses, and it is there we must go to learn what may be done on the grandest scale in the glass-garden. It is true that ample provision is there made for raising the temperature, but it is used only in case of need, and we come upon frequent mention of the "big unheated greenhouse" in notices of plants in flower in the Gardens. This covered-in garden, with its rare and lovely shrubs and exquisite Lilies, forms one of the most delightful attractions of Kew, which has so worthily earned, especially of late years, the appreciation and gratitude of all true garden lovers.

But we need not despair if, on the other hand, our winter garden must be of very modest character, and if our wish is to do without heating at all, even of the most temporary and removable kind. So be it. There is plenty of material at hand if one chooses without trespassing an inch upon dubitable ground, and quite as much pleasure and happiness to be gained in the use of it. I remember well the description of such a winter garden given in the pages of the *Garden* perhaps twenty years ago. In it there were neither hot-water pipes nor heating of any sort to get out of order and worry the contented owner, who was, nevertheless, under no great concern for his plants even in the midst of the hardest of black frosts, for he took care to grow only such as could pass through it unscathed, and who revelled in the fairest of spring bulbs and early flowers long before the open garden could boast of more than a chance blossom here and there. Very few—more's the pity—have been found to follow so good a lead and attain as great a reward.



CAMPANULA PYRAMIDALIS IN CONSERVATORY.



VIEW OF THE EAST CORRIDOR IN THE BOTANIC GARDEN, EDINBURGH.

THE GARDEN CORRIDOR

The unheated greenhouse may take on occasion the form of a glass corridor, and when this happens to be a lean-to passageway connecting garden structures, or it may be outlying rooms of a dwelling, it is the place of all others in which to grow specimens of the rarer flowering shrubs, such as *Carpenteria californica*, which succeed best when trained against a wall, and which are all the better for having their root-room restricted by a narrow border. Sometimes a glass corridor may more conveniently have a span roof, as, for example, in cases where there is no carriage-way to the entrance of the house, and more or less distance has to be crossed in bad weather before reaching shelter. A covered way, under such circumstances, though not in itself beautiful, is a boon to guests, and some method of making a simple glass-passage of the kind presentable at small expense is no less a boon sometimes to the host. There are plenty of hardy climbers of which use may be made, like the finer kinds of Clematis and Jasmines, of Ivy and of Vine, not to speak of Tea Roses, which are the glory of the cold-house gardener, while a corridor is a most fitting place for *Agapanthus* or *Crinum Moorei*, or any such grand but unwieldy plants, which are best grown in tubs or in Italian pottery of the massive sort. The only wonder is, with such wealth of fine and easily grown plants of every kind and habit at command, that our glass-houses should, even at this date, be so indifferently furnished as to variety, which the majority of them undoubtedly are.

But further discussion of suitable subjects for cold greenhouse treatment must be set aside for the present, and we must turn to the less ambitious types of glass-house, to be found in everybody's garden, which are mainly under the personal control of the owner, with or without the help of a gardener.

THE CONSERVATORY

There are two forms of glass-house common to the gardens of most country homes: the conservatory, which adjoins the dwelling, and into which one or more of the sitting-rooms generally open; and the greenhouse, which finds its separate place, with more or less aptitude for its purpose, in the garden. Now, "conservatory" is a pretentious name, and it might be wished that one more modest could be coined to replace it; but it would seem as if few folk were alive to the fact that conservatory and greenhouse are not convertible terms. Yet the difference between them is plain and well marked—a conservatory being a shelter where plants in flower may be shown and admired, while the greenhouse is the home and, at times, the hospital of plants in growth. Where only one of these exists, doubtless there must be some adaptation to circumstances; but it can scarcely be too much insisted on that the conservatory is not intended to be turned into a working greenhouse, as is too often done. If it must be, then I venture to urge that it is better to draw a curtain between sitting-room and the inevitable dishevelment of the garden workshop, and to let a cheerful bay-window, a glass porch, or any other convenient position receive the plants we have cherished, when they are ready to be displayed in their beauty. The conservatory, being, in fact, an ante-chamber or vestibule to the living-rooms of the house, should be, equally with these, always in good order. One of the first considerations, therefore, is to keep it clean.

This very trite assertion may provoke a jeer, but only those who have held the reins of management in their own hands can have any idea of the way in which *débris* of withered leaves and fallen flowers accumulate, to say nothing of evil pests in the shape of slugs and caterpillars, woodlice and centipedes, which stray in and hide under stages and in odd

corners ; and how important it is to keep clear of the unavoidable mustiness which comes of more or less perpetual damp. For this reason it is strongly to be recommended that a conservatory be used strictly for pot plants, that there should be no heavy fixed stages and no inside border for permanent planting of shrubs or climbers, in order that, at short intervals, the house may be emptied and thoroughly cleaned and rearranged. Stands or stages should be used mainly as aids in the grouping of plants, and the lighter and more unobtrusive and easily movable they are the better. These points are touched upon lightly here, for they must be reverted to later, and will very likely be regarded as fads ; but experience teaches. Cleanliness and good order, with fresh, healthy plants, well grouped and not always in the same stereotyped position, go far to make even a small conservatory not only the joy and pride of its owner but a pleasure to all who see it. A conservatory of this kind, however, necessitates some sort of separate and extra resource to act as feeder to it, and this may be found in cold frames or pits, or in a working greenhouse, from whence plants may be brought, and to which they can be returned when their flowering is over.

THE WORKING GREENHOUSE

The ordinary span or lean-to greenhouse usually finds its place in some corner of the garden, and generally is—and ought to be—furnished with a front bench and some sort of stage. Dampness and a certain amount of “undress” here is not out of place. One’s plants are in their nursery, or, it may be, recruiting ; pans of seedlings may stand about ; Ferns may be tucked away under the stage ; a Maréchal Niel, with its roots in an inside border, or any other climbers one may desire, can be trained up the rafters or on the back-wall ; and pruned back-plants, however shabby-looking, need not hide

their diminished heads. What would be incongruous and unsightly in the conservatory is here natural and right. There is little, perhaps, to be said on so well-worn a theme for the present; but certain points of construction, important to be considered in putting up any of the types of unheated glass-houses here spoken of, remain to be suggested. Only this let me add. It is the working greenhouse that is the best of all—the *sanctum sanctorum* of the gardener. Who but those who know it can fathom the peace, the rest, the depth of happiness to be found within its hallowed precincts. What marvels of plant life open out there to the patient observer, what strange vagaries of the germination of seeds, what mysterious processes in the germination of Ferns; what rare loveliness in the silent building up, leaf by leaf, of even the commonest plant; what exquisite art in the gradual laying on of colours and moulding of buds and flowers! Aye! but treasures such as these are only unfolded to the vision of the devout lover who thinks no toil too great that will unlock the cabinet of Nature's secrets; whose hand is not afraid to risk the roughness of daily tending; whose ear is awake to whispers so low that they are unheeded by idle passers-by; whose eye is quick to note the changes of an hour. Such reverent students learn to worship while they work, and to them, in the uplifting symbolism of Eastern speech, plants and flowers become, in very truth, as "the fringes of the garment of God."

CHAPTER III

SOME HINTS ON CONSTRUCTION

Too often it happens that we are the victims of circumstance and have to make the best of what falls to our lot, but when we can be the architects of our own fortunes in greenhouse matters it is well to know beforehand exactly what we want. Without pretending to enter too much into details, which must be regulated by individual cases, let me set down a few points of construction of special importance to the well-doing of the unheated greenhouse which have come under my own notice.

ASPECT

To begin with, a few words on aspect, which, though they may apply equally well to all plant-houses, may not be out of place here. It is generally admitted that for the successful *culture* of plants a span house, wherever it is possible, is far and away the best form of glass structure. It is warmer and lighter, and in it a genial atmosphere can be more easily maintained. An open position, away from high walls and trees, should be chosen for its site, with a run, by preference, from east to west which, on the whole, gives the best results. But a lean-to house is often a necessity, and, in such circumstances, should be placed, if possible, against a south wall, especially when it is required for the bringing on of early flowering shrubs or bulbs, and general working

purposes. For a conservatory the case is different, and east, west, or even north, should be chosen rather than a southern aspect, which is generally far too scorching in spring and summer for the well being of plants in flower, though necessarily colder in winter. It has happened to me to enter into possession of a conservatory so badly planned at the outset, though intended to be imposing, and such a veritable sun-trap, that it was hopeless to try to keep it well arranged with fresh-looking foliage or flowers. Ultimately it was turned into an abode for Cacti and succulent plants, for which it was passably well adapted. For strictly decorative purposes, therefore, a north aspect may be not without its advantages. Otherwise it is to be avoided, as it can only be used successfully for certain shade-loving plants, of which *Lapageria* may be given as a notable example.

It is well to remember that under any aspect—favourable or otherwise—something in the way of plant life may be found to which the special circumstances are exactly suited, and so, when these are adverse, to take courage. It sometimes happens that a most unpromising greenhouse may turn out to be a blessing in disguise. A lean-to house in a north aspect, for example, has been found before now to be specially well adapted for the culture of certain fine Orchids, such as *Disas*, and for New Zealand Filmy Ferns.

Site and aspect being chosen, the special needs of the unheated greenhouse must be considered. These are dryness, ventilation, and shading.

DRYNESS

It may seem absurd to insist upon dryness as an essential point in a plant-house, which, from its very purpose, must be more or less damp; but there is always a point when a blessing may become a curse, and of all worries and annoy-

ances in a cold greenhouse there are none greater than drip. The evil is not so urgent in summer, though even then there are bulbs put aside to ripen, or succulent plants on no account to be over-watered, which the drip is sure to visit in preference to the moisture-loving plant a foot or two distant; but in winter, when heavy rain is often speedily followed by hard frost, to have pot plants soaked with water and then frozen is simple ruin, and means many a heart-break. It is by no means a very easy matter to avoid this trouble, and carpenters inexperienced in horticultural building have sometimes to be employed, especially in the country, and they are apt to make mistakes. It is probably safer to put all such work into the hands of some well-known and established firm, but it is a very general practice in these days to obtain woodwork and glass all ready to put together and to do the fitting on the spot with such assistance as is at hand. When this is done care should be taken to insist on well-seasoned wood, the lack of which is a fruitful source of mischief. Forewarned is forearmed, and a few hints to those who have to overlook an inexpert workman or to do the fitting themselves may be helpful. The slope of the roof, the quality and lap of the glass, and the shooting to carry off the surplus rainfall, are all matters of moment which cannot be provided for at haphazard with impunity. It is an axiom well understood by gardeners, but not so well by amateurs, that a plant-house should be no higher than is actually necessary for the plants grown in it, allowing, of course, comfortable head-room for the cultivator. In other words, the plants should be as near the light as possible, a lofty house in most cases being positively detrimental to them. On the other hand, a low-pitched house will, as gardeners say, "keep the moisture down," which means a damp-laden atmosphere. Now this is just what is wanted in some cases—*e.g.*, in a Cucumber pit—where strong heat and heavy moisture are essential factors in

successful culture ; but in an unheated house moist air, which in winter is liable to be stagnant and must be chill, is exactly what we have to avoid. To put it more accurately, we must have it in our power to regulate the degree of atmospheric damp, supplying moisture when required in hot, dry weather, but keeping mostly on the side of moderate dryness both in summer and winter. Where the roof is steep, however, hot sunshine will cause a rapid upward current, which dries the air so thoroughly that plants will quickly droop, and unless constantly refreshed they will soon hang out signals of supreme distress in the way of blight. Not only so, but a steep roof takes more glass and presents a greater surface to frost. A happy mean must therefore be struck, and it lies between the two extremes of 25° and 35° , or at most 40° , with the proviso that the house be kept as low as it reasonably can be in accordance with its proposed purpose, whether it be for dwarf-growing alpiners or flowering shrubs or Roses. For a small house 20 ft. by 12 ft., a good average slope would be 37° , for if the width be narrow a higher pitch is required to give standing room ; but in planning a house it is much better to allow for as much breadth as possible, as it will be found more convenient in every way.

Careful glazing is essential. Glass of 21 oz. quality should always be used, to save breakage amongst other reasons, and a good average size for the panes is 22 in. by 14 in.

It was pleaded not long ago in a monthly serial of high artistic authority that greenhouses should be built "as of old, with small sheets of glass laid thickly overlapping, and more proof against scorching and freezing than the neat, big-sheeted, modern kinds," and from an artistic point of view this advice cannot be gainsaid. There is truth, too, in the argument that thick overlapping may give more shade in summer and greater protection in winter, though it does not counterbalance other disadvantages ; but greenhouses, un-

happily, are not picturesque, and we must be content meanwhile with the practical side of the question. So let the gardener court all the light that is so essential a factor in the wellbeing of plants. An overlap of half an inch is quite enough. When it is broader green mould collects, which is not even picturesque in its ugliness, while in hard frosts the moisture which lodges becomes frozen, and very often cracks the glass. Smoothly ground edges to fit closely without any lap are sometimes recommended, but the panes are liable to slip and occasion needless trouble. In any case this plan is better left unattempted by unskilled hands. As a hint to an inexperienced glazier, and to ensure a water-tight roof, the squares should be well bedded in putty, which must be neatly trimmed off within and without—no outside putty being required—and it is well to use, besides, four brass-tacks to keep each pane in place. If these small details are not overlooked, and the woodwork kept at all times thoroughly well painted inside and out, there ought to be no fear of annoyance from drip. An excellent method adopted by a thoroughly practical horticultural architect is slightly to round off the lower edge of each pane of glass, which attracts the wet to the middle point and greatly lessens the risk of drip.

No less important is it to avoid ground-damp, and a good brick or concrete path in a working greenhouse is a great boon. In a conservatory opening out of rooms a flooring of tiles that are non-porous is very desirable. Flags are commonly used for this purpose, especially in the country, and perhaps look better, but they "hold the wet," and if quite plain tiles are chosen there need be nothing to offend the eye, while the gain is great. In hot weather the floor can be sprinkled several times a day, and the moisture will quickly find its way into the air and leave no puddles behind it. Borders are not to be recommended, as has been said before, or any kind of planting out in a conservatory,

especially in a small one, partly, though not wholly, on account of ground-damp, but this must be a matter for individual taste to decide.

Delightful as it is to look out upon a garden picture of bright flowers close at hand when all beyond is shrouded in fog or iron-bound in frost, it must be granted that a good deal of damp, very undesirable but easily communicated to a sitting-room, is a not infrequent sequence of the privilege, especially when the conservatory is unheated. It can be mitigated, however, if not altogether avoided, overhead by the thoroughly sufficient system of glazing that has been here recommended for the prevention of drip, and under foot by a floor tiled throughout, which effectually precludes the rising of moisture from the ground.

SHOOTING

An abundant supply of rain-water close at hand is important, no less for the convenience of the cultivator than for the welfare of his plants, and no working greenhouse should be built without a tank of some sort to hold the rainfall from the roof and proper gutters to convey it into the right receptacle. The waste of water in this land of ours is enormous, and it is a subject which calls for much more serious consideration by experts than has hitherto been given to it. In a small way—*e.g.*, from the roofs of glass-houses in private gardens—much good, pure water is allowed to run away for want of proper shooting, soaking into the ground, where it makes a swamp and doing harm where it should be an unmixed good. A well-cemented covered tank below the ground level with a pump is perhaps the most convenient form of reservoir, as its holding capacity may be as great, in reason, as space and circumstance will permit, and certainly greater than that of any cistern that can be placed in the

greenhouse itself. An open tank possesses this advantage, however, that the water it contains is tempered and never so cold as that which is drawn from below; but it takes up room, and, unless very well planned, is ugly. For some positions a barrel half-hidden by Ivy answers very well, and may be made a pretty feature; but, in truth, standing water in an open tank is better outside than within an unheated greenhouse, so long as there is a supply close at hand. The shooting in most general use is 3 in. "half round" iron guttering, held up by brackets; but 3 in. "three-quarter round" spouting is better for heavy rainfall, as it is a great nuisance to have an overflow running down the glass and finding its way into the greenhouse instead of into the tank. In fixing the gutters a fall of from 3 in. to 4 in. should be allowed in a length of 50 ft.

Before passing on to other conditions of temperature dependent on ventilation and shading, it may be well to suggest here that much vexation and trouble will, generally speaking, be saved if the plan of the greenhouse or conservatory be made on the simplest lines. As far as my experience goes most round or octagonal houses with a lantern-shaped addition at the top are less adapted to answer the needs of the average amateur, as they certainly are of the professional gardener, than the more usual straight-lined forms, which also have the advantage of being less costly.

One more item. It is becoming more and more the custom to add coloured glass in some shape or form to plant-houses. Sometimes it is intended as an embellishment, sometimes as a screen from too neighbouring houses. Be that as it may, it can scarcely be too forcibly stated that the plant-grower who is content with plain, clear panes will find himself the happier man in the long run. The question of

taste is another matter. Here we are only concerned with the best methods of growing plants under certain conditions and enjoying them to the utmost, and my earnest advice to any one who has it in his mind to build a greenhouse is to eschew all and every sort of stained glass in its construction.

CHAPTER IV

REGULATION OF TEMPERATURE

IT must be always borne in mind that shelter, not coddling, is the aim and end of the unheated greenhouse, and the grand difficulty in face of cold-house gardening is how to maintain a fairly equable temperature. When the selection is limited to strictly hardy plants, the regulation of cold is, probably, of less importance than that of heat, but when half-hardy plants and bulbs come within the range of our desires (and it is well that they should) the greenhouse thermometer in winter must not be allowed at any time to fall below 35° Fahr., which is the lowest temperature at which frost can safely be kept at bay. But the owner of an unheated plant-house aims at reaching a point beyond mere safety. He is ambitious enough to hope that his winter conservatory may rival, if it may not in some degree even surpass, the hot-house devoted to tropical plants, in its wealth of flower and greenery gathered together from distant quarters of the temperate zone. Emulation, it is true, strikes but a low note in the scale of ethics, but human nature needs a healthy stimulus to rouse it into action, and so we are none the worse for a friendly contest with a neighbour. But there does come a time when winter is at its darkest and coldest, from the shortest day onwards for a few, though only a few, hard weeks, when it must be confessed that it is almost impossible to keep up a bright display of flowers in a greenhouse that is totally unheated. Not quite impossible, however, for we are by no

means at the end, but rather at the beginning of our possibilities in this direction; yet even very hardy plants have a trick of looking self-conscious and rueful in a black frost, and it is the very motive of the cold greenhouse to make hardy plants comfortable and to coax them into earlier flowering.

Personally I have always been quite content with a small, portable apparatus, called a Heat Radiator, the invention of an exceedingly able mechanic, Mr. Gillingham, of Chard, and constructed on scientific principles. This has been found to answer well in unheated greenhouses of moderate dimensions—say from 15 ft. to 25 ft. in length.

The special advantage of the little brass or copper cylinder which goes by the above name, in addition to its neat appearance, is its portability. When it is out of use, it need take up no room in the greenhouse, but may stand in any convenient hall or passage. Should a change of weather give warning of danger, which sometimes happens very suddenly, five minutes will suffice to place it in position and light the lamp, when a rise of several degrees of temperature will very speedily be shown on the thermometer, which should be in every plant-house. On rare occasions it may smoke, but this calamity—for calamity it is—is generally due to want of care in trimming the wick, and can be avoided by the most ordinary attention. Few things are absolutely perfect, but the principle of the Heat Radiator is excellent—it is not unsightly, and as far as I know, though by no means a new invention, has never been surpassed for simplicity and efficiency, as a temporary means of keeping out frost.

During those few dreary weeks to which reference has been made it was always a simple matter to keep the air in circulation on chill, foggy days, or a night temperature, according to weather, of between 35° and 40°, which was all that was wanted to make Daffodils and winter Iris and a host

of charming spring flowers hold up their heads in happy contrast to their fellows in the garden outside.

There are several other inventions for the purpose, none of them perhaps without some drawback, and every season sees new additions to the list. A demand seriously maintained for a perfect removable apparatus of sufficient power to keep out frost will surely call forth exactly what is required.

It may be worth while to make a note of a very rough-and-ready contrivance which has been successfully extemporised on occasion for keeping out frost. An ordinary lamp is lighted and placed on the floor, with a pillar of bricks on each side to form a support for a very large flower-pot, which is inverted over the chimney. Upon this a pyramid of inverted pots, each a little smaller than the last, is built up, and the hot air rising through the holes of the pots heats them through and through, and thus a stove may be devised on the spur of the moment which will diffuse an atmosphere genial enough to keep the enemy, for the nonce, out of a house of moderate dimensions.

VENTILATION

By some strange perversity the proper ventilation of the amateur's greenhouse is often one of the last details of construction to be considered, which would never happen if experience could only be bought ready-made. Plenty of air is as necessary to plant life as to human beings, and it would seem to be as unreasonable to plan a greenhouse without ventilation as to build a cottage with windows not made to open; yet it is by no means an unheard of case for a greenhouse (mostly of the smaller sort) to have no other means of ventilation than the door, while, even in more important structures, roof ventilation is the exception rather than the rule. For perfect efficiency there should be not ventilators

merely but a system of ventilation. Free circulation of air is indispensable, but it is not always recognised on the other hand that draught is most injurious to plant growth. The shrivelling of tender foliage, especially of Fern fronds, generally set down to want of water, is due, more often than is suspected, to exposure for a few hours to cross-currents of air. It should be possible, therefore, in all greenhouses to "put on" and "take off" air, in gardening phrase, according to the way of the wind, and in order that this may be done effectively ventilators fitting closely and firmly must be provided both at the top and at the sides of a plant-house. A span roof 20 ft. in length should have four ventilators placed alternately at each side, and over these, upon the ridge, it is well to have a wooden cap as an additional safeguard against drip. Strong hinges of the kind called "water joints" are to be recommended, as being more durable than the ordinary make. In a long house it is a great saving of labour to be able to open and shut these top ventilators simultaneously by an iron winch. Side ventilation is provided for, either by having the lights made to open or by wooden shutters let into the brick walls. The latter alternative is in use, mainly, when the span roof rests upon the wall-plate—a form of glass-house rarely seen in any but professional gardens, though such "pits" are admirably adapted for plant culture.

It is difficult to lay down precise rules for ventilation, but as a general principle it must be understood that the treatment of plants in an unheated greenhouse is in strong contrast to that given in the stove, where a close humid atmosphere does no harm. There are not many days in the year, even in heavy fog, when at least a chink may not be left open to allow free circulation of air, for though it is a common practice to keep greenhouses closely shut in foggy weather, a little dampness from outside is actually less harmful than stagnant damp within. In winter it is always safer

to open the upper ventilators rather than those at the side. The chief trouble comes in the early days of spring, especially if we are ill-provided with blinds. Then the thermometer is apt to rush up to 80° or so, on the slightest hint of bright sunshine on the glass, while a keen wind may be blowing from north and east. It is often hard enough, under circumstances like these, to know how to regulate the temperature. The temptation is to open side-lights as well as roof ventilators and to let in all the air we can, for scorching heat is as bad for hardy plants as frost for those that are half-hardy, yet even hardy plants under artificial treatment easily "catch a chill" at the roots in this way, from which they may never recover. At such a moment we find ourselves on the horns of a dilemma, and very much inclined to sympathise with the pitiable case, near akin to our own, of the gardener of whom Mr. E. V. Lucas tells us, who wrote to his employer: "I'm varry sorry to tell you that I cant do enaything with the greenhouse. I think he will kill every plant I have sometimes he will get varry hot and another time I cant get enay heat in him and we cant stope him from smoking so I doant know what to do with him"! Happily the troubles of the cold-house gardener are in great measure simplified, and if the ample provision which is so essential be made for ventilation, experience will soon teach the necessity of avoiding draught. Only let it be remembered at the same time that a stuffy stagnant atmosphere, persisted in for a few days only, will surely set up an invasion of that very infectious complaint "damping off."

For eight months of the year it is scarcely possible to give too much air, and where it may chance that a glass-house is chiefly used for the shelter during winter of half-hardy shrubs, or Roses planted out, it is an excellent plan to have it so built that the lights can be altogether removed when required. Of late, portable houses on rails for forcing

Lily-of-the-Valley and other temporary crops have come somewhat into vogue, and some adaptation of the idea might be of value for the glass-garden. In any case spare lights can always be used to good purpose in various ways—*e.g.*, for Tomatoes during the summer—and need not lie idle.

SHADING

It is from February onwards that shading, no less than the ventilation, of the unheated greenhouse becomes a serious question. The shelter of glass from storm and stress is heartily welcome, as we know, to hardy and half-hardy plants which flower at inclement seasons, yet no sooner does the sun begin to shine in his strength than the glazed roof is apt to become a funeral pall. If the scorching rays are not by some means tempered, a sudden farewell will have to be taken of faded and withered flowers. Tulips open wide and pale, beneath the ardent sunbeams. Narcissi lie prostrate and can never more be persuaded to lift their languid heads. Rhododendrons and Azaleas hopelessly cast off their flowers and dangle them in an aggravating way by their long pistils. Camellias put on brown edges in token of mourning, and every flower seems to pant out a feeble protest against the cruel fate that took them away from the fresh open air and consigned them to a furnace—so soon are benefits forgotten when times are changed! But blinds of tiffany or thin strong netting—materials which give sufficient but not too dense shade—fixed on rollers, so that they may be raised or lowered at pleasure, will save all this disaster. Sometimes the sunshine lasts but an hour or two, yet every gardener knows that more mischief can be done by an hour of neglect than can be repaired in a season, for it is not only the flowers that suffer, but serious and lasting injury is done by

the scorching and scalding of tender leaves, which are in truth the lungs of the plants.

Permanent shading is sometimes given by washing over the inner surface of the glass in spring with "Summer Cloud" or some similar composition, and not removing it until the autumn, but it is only rarely expedient. Plants subjected to constant shade soon get drawn up in a vain attempt to reach the light, and their leaves grow pale and sickly. Occasionally, however, shading of this kind may be used with advantage in a Fern-house or for a conservatory built in the eye of the sun, the tenants of which are continually shifting their quarters. In such cases permanent shading—*i.e.*, for the summer—may be an actual gain, but no clouding of the glass looks well, and it is at best but a poor makeshift. For many years, during the bright months, I used fixed blinds with the best success in a sunny conservatory which had no established occupants. These were made of very thin strips of wood painted green, through which the light passed freely but with a softened shade as of sunshine in a Hazel coppice, full of restful harmony. I never saw such as these elsewhere, but in some positions nothing could serve the purpose better, and many comments of approval were bestowed upon them. In most plant-houses of the kind under consideration, however, roller-blinds are undoubtedly the best. Where these cannot for any reason conveniently be fixed, tiffany may be fastened to the rafters by hooks and rings, though at the expense of a good deal of time and trouble in putting up and taking down. It should be hooked to the rafters rather than to the sash bars, to allow the hot air to circulate freely between the shading and the glass.

CHAPTER V

PLANTS SUITABLE AND UNSUITABLE

IT is natural enough for those who are young in gardening matters to be disappointed when they are warned that plants from the hardy and half-hardy classes only must be reckoned upon for cold greenhouse culture. What is the use of a greenhouse at all, they are ready to ask, if only common, everyday flowers can be grown in it?

Let me try to expound both its use and its charm. The craving for flowers is universal, but in winter we want them in our rooms rather than out of doors. The garden has a winter beauty of its own, and we know and love it well, but it is not the beauty of flowers. The tracery of bare boughs against the sky, the glow of scarlet Holly berries midst polished leaves, the quiet grey tones of Rosemary and Lavender—all these in their various ways give a sense of restful waiting for the coming activities of spring, and they are very dear to us. But all the same we want flowers, for, lacking two things, books and flowers, no home looks home-like. We can buy them, doubtless, but "boughten" flowers do not satisfy the craving that will not be still, and we wander out into the garden ready to welcome the homeliest floweret which has dared to brave the winter storms. What are we likely in most localities to find? Christmas Roses maybe, but besmirched; Snowdrops, not always snow-white, unless, haply, a carpet of turf lies spread beneath them; Laurustinus—except in the milder South—hopeful-looking at a distance,

but sear and brown on closer view; the earlier Crocus buds and Primroses wantonly nipped off by saucy sparrows; the rest, as yet, awaiting their awakening. A handful of purple-brown Mahonia leaves, a few battered flowers from the China Rose in some sheltered corner, some clustering Ivy or a spray or two of variegated Box—these form the sum total of what many a garden gay enough in summer is able to produce. Whether we will or no—rare cases excepted—for our winter posy we must needs go to the greenhouse. Call to mind the most common everyday flowers that we know—Daffodils, Hyacinths, Wallflowers, Stocks, Crocus, Forget-me-not, Violets—and think whether a greenhouse filled with such as these would not be an enviable possession from Christmas onwards?

And then, again, if we are not flower-lovers merely, but plant-lovers—a very different cult—how keen is the disappointment when, after months of patient tending of one and another of the lovely green things upon the earth which are to us as priceless gems, we are robbed of the full fruition of our labours by treacheries of weather or hungry bandits in the shape of slugs and snails! The open ground is no safe place to which we dare trust our rarest treasures, and a sheltering frame becomes a necessity, and sooner or later the frame will need expansion into larger space, where we may group and make pictures of our plants and enjoy them to our heart's content.

Yet it is a mistake to think that hardy flowers need be common. The finer varieties are always worthy if we take the pains to seek for them; and it is their earlier flowering under shelter, no less than their own beauty and sweetness, that gives them their claim to the greenhouse. A greater mistake still would be to think that even such everyday things will bless us with a grace so early, unless we lay our plans with intention and remember cheerless winter days to come when summer yet holds her lap full of flowers.

HARDY PLANTS

Let us try to define the distinction between hardy and half-hardy plants from the point of view of the unheated greenhouse. Hardy plants, as we know, are those which need no protection to enable them to withstand the frequent changes of our climate in all parts of the United Kingdom, but for greenhouse purposes we must gather out of these such as can be made decorative either for foliage or for flower during the flowerless season. Roughly speaking, this season extends from October, when the first keen frost sweeps its sharp scythe over the autumn garden, until March—in some years later still—when swelling buds and the blackbird's mellow pipe begin to tell us that spring is here. Before Christmas, Chrysanthemums, late Tea and China Roses, a few annuals especially prepared, like Cosmos, the crimson spikes of Schizostylis, Carnations of the Margherita type, late purple Asters too tardy to open out of doors, and many another bright flower will come to our aid. With the new year, and before if we try, we can have Roman Hyacinths, paper, and the early Scilly White Narcissus, scarlet Van Thol Tulips, and Christmas Roses, while the cheerful gleam of Coronilla and Winter Jasmine and the lovely cream-white flowers and buds of the Box-leaved Myrtle and of Laurustinus will not leave us forlorn even at that pitiless season. Then will follow a long procession of spring bulbs, herbaceous perennials, and shrubs, which it is our business to coax into flower to fill in the remainder of the weeks until the greenhouse needs no longer to take the place of the outer air. So much as this, and, indeed, much more, may be done without any firing at all, for these are all hardy plants, but not without some extra care when the weather is specially severe, and maybe, on occasion, at the cost of a little drooping, not very harmful, of the more tender flowers. Not without energy, and

perseverance and forethought besides, for the winter campaign must be prepared for in two ways—(1) by retarding such summer flowers as can be kept back to bloom in the latest autumn, and (2) by bringing spring plants into flower before their due season. Midway between these two comes another class, of which early Rhododendrons and Azaleas are a type, which flower naturally almost at midwinter, but seldom escape unhurt if they remain unsheltered. A limit, indeed, can scarcely be put upon the hardy spring flowers—Anemones, alpine Primulas, Orobus, Saxifrages, Cyclamen verum, and Doronicums—to name but a few out of a host which lend themselves with gratitude, and enjoy such gentle forcing as the shelter of glass can give them. They come from many lands, and often from climates much more rigorous than our own, but where they are neither puzzled by the wiles nor entrapped by the cruel ogre of the weather, who entices them with smiles one day—to gobble them up on the next.

There is but one hardy plant which for this purpose, perhaps for its very hardiness, I, for my own part, would not choose—the low-growing herbaceous Heath (*Erica carnea*). Be the winter what it may it never loses heart of grace, but bides its time. It may blush into perfect beauty a little sooner or a little later, as the season lets it, but no storm seems to harm, no stress to change it; all hurtful creatures pass it by, only the bees murmur over it their first happy thanksgiving as they sip the nectar from its tiny flasks. Most flowers we love to gather and bring indoors, but not this one. True child of the mountains and the moor, it asks no shelter; let us leave it to its liberty, for, as it seems to me, it is happier so.

HALF-HARDY PLANTS

It is customary to count as half-hardy many of the soft-wooded plants which are used for summer bedding, such as Pelargoniums, Heliotrope, Ageratum, Cupheas, and the like, but it is a misleading term as far as the unheated greenhouse is concerned, for in no part of the British Isles will these survive a winter out of doors, and they might perhaps be more accurately described as sub-tropical. It is true that Pelargoniums of certain sorts thrive all the year round in sheltered spots in the Isles of Scilly, but whole hedges of them were cut down to the ground-line in a disastrous winter some years ago when there was a most unusual visitation of 10° of frost. It is also true that they will *exist* under glass in a low temperature, but it must always be above 40° Fahr., for they quickly damp off unless there is enough warmth to keep them in a growing state, while to have zonal Pelargoniums in bloom during the winter requires not only a season of special preparation beforehand, but a temperature equal to summer heat; hence it is plain that they cannot be recommended for the cold greenhouse.

Ordinary greenhouse plants, again, such as Libonia floribunda, Bouvardia, Chinese Primula, and even Persian Cyclamen must be put out of our thoughts, though the last two do excellently well in the windows of light warm rooms. It must therefore be clearly understood that by "half-hardy" in these pages it is intended to express the degree of hardiness which will pass safely through an ordinary winter in the Isle of Wight or in Devon and Cornwall, and which is able to endure a trifle of frost for a short time in a dry, still atmosphere without permanent injury. But even for half-hardy plants like these the mere shelter of glass will not suffice, because the advantages of climate afforded by the South Coast are exceptional, and therefore if we decide to grow the more

tender amongst them we must make up our minds to provide some temporary means of raising the temperature in severe weather. Amongst the half-hardy plants that are suitable under these conditions we may include some of the Heaths and handsome South African Crassulas and Mesembryanthemums, as well as Gladioli, Lachenalias, Crinums, and other bulbs from the same regions, the Disas and some terrestrial Orchids of Table Mountain; Acacias, Boronias, Correas, and other hard-wooded plants from Australia and New Zealand; strange Cacti and Mamillarias from the arid plains of the southern United States; Rhododendrons from the Himalayas, verily a goodly company, with infinite variety from which to choose.

It may be added that the two classes of hardy plants and half-hardy plants overlap each other, and that some things reckoned tender will survive when hardier ones fail, but the reason is probably found to be some accident of individual constitution rather than in any question of temperature. Many of the plants here mentioned require special treatment and are not altogether easy to succeed with, *e.g.*, the hard-wooded Australasians, which are, nevertheless, well worthy of all the pains and care that can be bestowed upon them. Others, again, like the Cape bulbs, present no difficulty of culture when once their management is understood, as in the case of Nerines, while succulent plants are the most long-suffering of all green things, living and often even thriving under positive neglect, yet rewarding, many of them, the most moderate understanding of their wants with largest interest of brilliant and sometimes gorgeous flower.

It is very needful that the distinctions which I have tried to make clear between plants suitable and unsuitable for the unheated greenhouse should be carefully noted, for nothing but disappointment can follow an attempt to make a simple glass shelter do duty for a house capable of being heated up

to Orchid or even Pelargonium pitch. No less important is it clearly to define our intentions to ourselves as to whether we grow hardy plants only or whether we wish to include the less hardy, for which a certain amount of heating power is required, though not enough to render the term "unheated greenhouse" a contradiction, inasmuch as it need be in most cases merely a transient encumbrance and not a permanent one. In either case some knowledge of plants and a hearty desire to know more is inseparable from the true enjoyment of this, or, indeed, any other branch of gardening. With regard to culture, nothing teaches so much as practice, and when the true gardening instinct exists the early stage of helpless ignorance soon gives place to greater assurance, as we take advantage day by day of every hint, spoken and written, that comes in our way. Then as experience grows we begin to make experiments on our own account, for there is no doubt whatever that many plants may be educated and made to adapt themselves to environments other than those that are natural to them, and herein lies one of the many interesting features of advanced work in a cold greenhouse. A generation since, numbers of plants now commonly to be found in our garden borders were grown under glass and reckoned too tender to be trusted out of doors. The result of experiments during many years in testing the capabilities of unheated houses in my own garden proved to demonstration that a fair proportion of plants will succeed admirably under good management, and are less subject to blight and disease in a much lower temperature than is usually supposed to be indispensable to them.


The same effects, it is true, may be traced as the result of the different modes of treatment, as may be noticed in Switzerland between the plants of the valley and those of the bleaker mountain-side—the growth is not so rapid, and luxuriance is restricted. But what is lost in these respects is made up in

added vigour of constitution and greater power of resistance to the attacks of insect pests, and even in more abundant flower. Therefore, in choosing plants for the unheated greenhouse we may lay aside all misgivings, so long as we make no mistakes between plants suitable and unsuitable to be grown in it.

CHAPTER VI

THE ALPINE HOUSE

A GOOD example of the simplest form of the unheated greenhouse is to be found in the Alpine House at Kew. It is nothing more than a low span-roofed glass-house, 40 ft. long by 9 ft. wide, with flat stages on each side of a narrow gangway, and has no heating apparatus of any kind. It is provided, however, with shading to temper sun-heat, should it prove too powerful, as it often does, in early spring. Here, throughout the winter and spring months, a succession of low-growing plants and bulbs indigenous to the alpine districts of all parts of the globe may be seen in happier circumstances and in better flower than would be possible out of doors in our changeful climate. A large proportion of such plants perfect their growth rapidly during the short but strong summer heat of their native *habitats*, and are almost ready to burst into flower again when their progress is arrested, sometimes quite early in autumn, by a thick fall of snow which tucks them up safely for their long winter sleep. Months later, when the snows melt and there is no more danger to fear, they have little more to do than to open their bright eyes upon the world new-clad in greenery. Any one who has had experience, for example, of a Canadian spring, will understand the sudden transformation from the winter shroud of snow to gay, green woods and plains enamelled with flowers. Transplant the denizens of such climates to our seagirt Britain and, so far from being happier, they are sore bewildered and tried beyond



THE ALPINE HOUSE IN ROYAL GARDENS, KEW



INTERIOR OF THE ALPINE HOUSE (KEW).

endurance by the alternations of mildness and rigour to which they are subjected, and we who try to cultivate rare and beautiful species under these altered conditions too often meet with disappointment. Under the protection of a simple glass roof, however, the want of the snow coverlet is not so much felt, and such plants can go on, without check from wind or weather, to perfect their pure, stainless flowers. At the same time, they do not give us that sense of unnatural forcing which is inseparable from the hardy spring-flowering shrubs, like Lilac or Wistaria, when, as is often done, they are brought on quickly into bloom in a heated atmosphere. True alpine plants will not stand artificial heat, and the Saxifrages, Soldanellas, Cyclamens, Irises, and other mountain plants shown in the Alpine House at Kew are grown out of doors during the summer and autumn, either in prepared beds or in cold frames where they can be planted or plunged according to their requirements, and are brought inside to open their flowers. They are mainly grown in pans and pots which can be easily returned to their growing-quarters as soon as their beauty is past. Ice has been standing on several occasions on a small glass tank containing *Azolla filiculoides* in the Alpine House when I have seen *Saxifraga burseriana* major, *Corbularia monophylla*, *Primula megaseæfolia*, &c., in flower, and many other plants in bud without showing the least sign of distress.

Saxifrages are typical plants for the alpine house. The earliest of them all to open is *S. burseriana* major, and any one may be proud of having, early in January, a well-established pan of so lovely a plant in bloom, for it takes some time to build up and some care to preserve in good condition. Few gardens possess a superabundance of this fine variety or even of the typical species with smaller flowers which open a little later. Saxifrages, and especially these slow-growing, densely tufted species, do well grown in pans from 6 in. to 8 in.

across, in light sharp soil freely intermingled with nodules of stone—some of the larger pieces being only half-sunk beneath the surface, against which the little tufts can nestle. A very pretty specimen may be grown in such a miniature rockery. To increase the stock, when a plant has gone out of flower, a rosette may be snipped off here and there wherever it will be least missed, pressing it gently into a pinch of sharp sand on the surface of the soil. These will soon root, and each will become the nucleus of a healthy tuft. Saxifrages of this section will live in the same pan for a length of time, the bare worn-out pieces being carefully cut away and fresh soil of the nature of pulverised granite added as a surface dressing, but much disturbance of the roots is to be avoided. Very many species of these minute silvery rock-foils may be grown in this way. The mossy kinds, represented by *S. camposi*, grow much more quickly into good specimens. Amongst the alpine Saxifrages may be found golden-yellow, pale primrose, purple, and pink flowered species, as well as white. *S. cotyledon*—*S. pyramidalis* and *S. nepalensis* being only fine varieties of the same—which belongs to the encrusted section, makes a noble pot plant in late spring, though few people, for some reason, succeed in growing it well. To form a good specimen, perfect rosettes of the strap-shaped leaves must be chosen for potting singly in three-inch pots—"perfect" being said advisedly, as an ill-shaped rosette never produces a fine spike of bloom. These must be kept entirely free from the numberless offsets by which, in its native home, it creeps along the fissures of the rocks. By giving frequent and gradual shifts into larger pots, the plants are encouraged to grow as large as possible before the flowering stems are produced. This may happen either in the second or third season, but if a succession of young plants be kept up by putting in sufficient offsets every year, some are sure to flower every spring, and the tall pyramid of multitudes of milk-white flowers, sometimes

two and even three feet in height, is extremely ornamental. By planting several of the rosettes in a pan, thus restricting root-room, and taking care still to remove all offsets, a dwarf specimen may be grown, carrying several feathery white plumes instead of the single pyramid.

No more truly alpine plant can be named than that child of the snowdrift, *Soldanella*. Its cultivation is not altogether easy, and a hint given by M. Correvon, years ago, having proved of great value, may be passed on to others. *Soldanellas* enjoy nothing so much, under abnormal conditions, as growing in living sphagnum, in full sunshine. Living sphagnum must, of course, be constantly moist, and requires a thin layer of sandy bog-soil at the bottom of the pan. The tiny plants of *Soldanella* inserted over the surface of the moss send down their roots among the cool spongy stems and thrive apace. This method provides as good a substitute for the melting snow as can be devised under cultivation, but they are successfully flowered at Kew under ordinary treatment in pans of suitable soil.

To turn to an entirely different class of plant. Amongst the luxuries of the alpine house, at present, must be counted the newer species, increasing in number year by year, of dwarf bulbous *Iris*. Some of these are far from new, since *I. persica*, nearly related to some of these more recent introductions, is the very first plant figured in the old series of the *Botanical Magazine* (A.D. 1793). But of late years, collectors in various parts of Asia Minor have turned their attention to this beautiful genus, and our gardens will be richer in future by their labours. Very many of these new species are tempting items for the *Iris* connoisseur. *I. Heldreichi*, with large grey-blue flowers and deep violet falls, is one of the most attractive of plants to grow for an alpine house. Not quite so striking, perhaps, in flower, but more so as a plant, with its abundant channelled leaves, is *I. sindjarensis*, a Mesopotamian species,

which blooms in February and March, when its tender slate-blue flowers shading off to creamy white are both pretty and fragrant. In the same category with these rare species are *I. Hausknechtii*, *I. Tawei*, *I. bolleana*, and others. Their culture is scarcely to be taken in hand by a novice, because they are both scarce and dear, and their requirements may not as yet be entirely understood, but there are others, like *I. alata*, *I. orchioides*, *I. Danfordi*, *I. bakeriana*, &c., which are more easily procured, and are charming additions to the alpine house. Better known still is *I. reticulata* in its many delightful forms.

No more fascinating branch of garden work could, in fact, be taken up by the enthusiastic amateur than the furnishing of an alpine house for six months of the year from November till May, providing occupation for the summer and enjoyment for the winter. The form of it, besides, may be varied, for another arrangement which can be adopted for the alpine house is a permanent rock garden under glass—the lights being so put together that they may be entirely removed during the summer. Evergreen ferns of low stature, some of the dwarf *vacciniums* and *gaultheria*, and other suitable greenery might here be grouped—intervening spaces being left with a view to the introduction of plants in flower in their season from the outside frames. Such an alpine house, which may be larger or smaller according to circumstances, would make as charming a winter garden as could well be devised.

Alpine plants are legion, and it is impossible here to do more than indicate the lines upon which they may be used under glass, but a list will be found of the best and most suitable species, including many of the smaller bulbs and tubers which have been successfully grown at Kew and elsewhere for this purpose.



LYSIMACHIA CRISPIDENS.



THALICTRUM ANEMONOIDES.

CHAPTER VII

FOLIAGE PLANTS FOR GROUPING

THE tasteful arrangement of cut flowers is a fine art in which most people now have some training, but how few ever think of undertaking the same kind office for growing plants. Harmony of form and colour in the grouping of plants is no less important, however, and when it is attained gives just the touch of difference between mere routine and the cultured sense of fitness.

To the amateur who finds himself in possession of an unfurnished cold greenhouse the advice of an "old hand" would be to think first of foliage plants. The value of greenery for all decorative purposes is recognised in these days as perhaps never before. This is proved by the myriads of fine-leaved plants distributed from the great plant factories of our day; but it is doubtful whether the modern tendency towards regarding these as so much furniture is altogether wholesome. The cool greenhouse may be said to cut at the root of the evil, for in it plants are grown and not manufactured, and long may it be before we give up the old-fashioned love for tending and training our favourites, until they become living friends, associated with all the joys and sorrows of our homes. Most people find out by bitter experience that plants grown at high-pressure speed in strong heat are unsuited to the conditions of a mere glass shelter, but, nevertheless, many of the same species, or their close allies, succeed admirably when brought up

under more natural treatment, and are indispensable for pictorial grouping.

There is no question that in large conservatories detached from the dwelling, permanent planting of certain evergreen trees and shrubs is most advisable—a method already suggested on a small scale for one form of alpine house. These may be associated with well-planned rockwork, or fern-edged pool, so that the main features of the house may remain unaltered, while flowering plants can be brought in from the working-quarters according to season. The Himalayan House at Kew is a noble example, on a grand scale, of a cold conservatory of this character. For such purposes, there is abundance of material in the way of fine-leaved shrubs of larger or smaller growth to suit all positions. Planting for continuance, however, must be done with the utmost care and good taste, or it will be disappointing. But this kind of planting is not always possible, nor even desirable, and many people, whether they will or no, have to content themselves with pot plants. In any case, a small space soon becomes overcrowded and untidy, and no plant is always at its best—two good reasons why, under limited conditions, permanent borders are better avoided, and every facility allowed for frequent rearrangement. This is more particularly the case when the ordinary small conservatory, which is seldom absent from the rectory or country home, or even the suburban villa, adjoins the sitting-rooms. To this end, and for other reasons given in a former chapter, it is well also to dispense with fixed stages, using only such simple removable contrivances for the raising and arrangement of pots as may best lend themselves to the natural grouping of the plants at disposal. In this way the whole *mise en scène* of the conservatory can be altered at will, but it will be understood that this is intended merely as a practical suggestion to those who do not begrudge a little time and trouble to give a fresh setting of ordered beauty to



LILIUM LONGIFLORUM IN POTS.



SIMPLE GROUPING OF SUMMER PLANTS

the too rigid commonplace of ordinary daily life, and applies only to the drawing-room annexe, which is always in evidence. The refreshment to mind and eye given by the varied plant pictures which a skilful hand is able to arrange can scarcely be told in words, but if one thinks of the ordinary greenhouse stage, with its serried ranks of flowering plants, flanked by brilliantly coloured Coleus and other variegated leafage, with here and there an Asparagus or Fern by way of foil, the difference may very readily be imagined. It has been said with reason that two-thirds of the available space in a greenhouse might well be allotted to flowerless plants. But even with greenery the art of harmonious grouping depends in a great measure on the quick discrimination between concord and contrast. Sometimes the one, sometimes the other will give the best effect; but it is a mistake to think that foliage of any kind will accord with every flower. The trained eye will detect in a moment the want of harmony, and hence the importance of having a good stock of the most varied greenery to choose from. It may be said in passing that one distinct advantage of the cold house system is that a much greater variety can be grown, as foliage plants not in use or any that are out of flower can be transferred to outdoor quarters or simple garden frames instead of either taking up precious room or perishing outright for lack of suitable accommodation.

For all purposes of grouping, then, greenery being indispensable, it will be well to make a note under the two heads lately defined of hardy and half-hardy plants of some of the most suitable for cold house culture.

The fashion of the day being to employ Palms of many kinds for decorative purposes, it is as well, perhaps, that we can, with confidence, place the two Fan Palms, *Chamærops excelsa* and *C. humilis*, on the hardy list. They are much alike in general appearance, but the first-named is perhaps the best. It is a Chinese species, and is often met with

under the *alias* of *C. Fortunei*, a fact to be noted. The European Fan Palm (*C. humilis*) may be distinguished from it by the thorny projections on the leaf-stalks, the narrower plaits of its leaves, and by the offsets, which are thrown from the base of the stem. It is also somewhat dwarfer in growth. Both are good stand-by plants, doing well out of doors during summer, but needing shelter from wind and draughts even more than frost in winter, as the broad leaves are easily torn and disfigured. *Acanthus*, so much more grown in pots as room- and basket-plants on the Continent than with us, should never be omitted. *A. latifolius* and *A. spinosus* are two distinct and useful species. *Aralia sieboldi*, another well-known evergreen, may be set down as indispensable. Small plants of *Muhlenbeckia*, with foliage recalling the Maiden-hair Spleenwort, is desirable for many purposes. All sprays of it that have been used with cut flowers may be kept, and if they have not already begun to root in the water, may be given the benefit of a fresh jug to themselves, where they can complete the operation at their leisure. In due time several of the rooted sprays may be potted together and make pretty basket-plants. Perhaps others may have found no difficulty, but until the above method of striking cuttings of this graceful evergreen was accidentally discovered, I never once succeeded in rooting a plant of it by ordinary means. The jug, which provides darkness for the rooting stems, is a point to be noted. Such minute details are very amateurish, but like an old cottage friend who always planted her cuttings of Lemon plant, in firm faith, under a Gooseberry bush, "I do believe there be sum'at in it!"

For mixing with spring bulbs, Solomon's Seal is one of the most charming of foliage plants. There should be a well-prepared bed in some spare corner of the garden from which in the autumn the best roots can be taken for potting, the smaller tubers being replanted for the following year that they



THE STAG'S HORN FERN



A HARDY FERNERY.

W. & A. G. W. & S. P.


may have a season for recruiting. The same advice may apply to most plants which have served their turn in the conservatory. Myrtles, large and small-leaved, and *Eugenia buxifolia*, provide good greenery of a different character. *Eugenia* will also bear its delicious fruit abundantly in a small-sized pot, making the greenhouse fragrant with its peculiar aromatic scent. Small-leaved Ivies can be used in various ways, and *Senecio mikanoides*, the Ivy-leaved Cape Groundsel, which may often be seen trailing half-wild over bushes in Cornwall, is by no means to be despised where a quick growing climber is desired. Amongst herbaceous plants, and therefore only of use during summer and autumn, *Funkia grandiflora* and *Funkia sieboldiana* are very ornamental, and particularly well adapted for grouping with various kinds of Lilies in flower.

Nothing of course can be more valuable than a well-grown stock of hardy evergreen Ferns, both native and foreign. Of these the British species of Maiden-hair (*Adiantum Capillus-Veneris*), of which there are several remarkable varieties; Polypody, especially the Welsh form; Hart's-tongue; *Polystichum*, with its proliferous forms; and *Asplenium Adiantum-nigrum* ("French Fern"), may be mentioned. Of exotic species, *Woodwardia radicans*, with its massive drooping fronds, each carrying a bulblet at its point, is invaluable for large spaces. The Ostrich-plume Fern (*Struthiopteris germanica*), and *Lomaria chilensis*, and *L. magellanica* are also large-growing, handsome, and quite hardy. Smaller species are *Lastrea marginata* and *Polystichum acrostichoides*. Amongst deciduous species, the very beautiful plumose varieties of the lady Fern (*Athyrium Filix-fœmina*) are well worth growing, and the fine Canadian Maiden-hair (*Adiantum pedatum*) should not be overlooked. If variegated foliage be desired, the small *Euonymus radicans* and *Aucubas* are useful, and small tufts of the old-fashioned Ribbon grass, grown in pots,

go well with various kinds of white Narcissi, and make a fair substitute for *Eulalia zebrina* and the variegated *Carex japonica* when these are not at hand, though both are good "grasses" for pot culture. *Centaurea ragusina* and *Cineraria maritima* will supply silvery foliage and come in well for lighting up a dark corner.



ASPARAGUS SPRENGERI.



*CHIONODOXA (GLORY OF THE SNOW) AND IRIS
ROSENBACHIANA.*

CHAPTER VIII

BULBS AND TUBERS.—I. HARDY SPECIES

THE question of greenery apart, the cold house gardener would not fare badly if he were restricted to bulbs alone. For simplicity of management, for exceeding charm of flower, and for the comparatively small space required for stowage when they are at rest, there is no class of plant that will give, year in year out, a better return for good cultivation. With tuberous-rooted plants added to the list, he may do well indeed. For the earlier winter flowers in the unheated greenhouse, hardy bulbs must, in fact, be our mainstay. Nothing else will take their place, but to have them in perfection we must take time by the forelock. Herein, be it well understood, lies the main secret of success, for time, under these conditions, must take the place of boiler and pipes. The right moment past, we cannot hope to make it up by rushing our bulbs in a forcing-house. Midsummer-day might, with advantage, be taken as a signal that it is time to begin to lay our plans for our winter campaign. Instead of this, as a rule, the catalogues, which the bulb merchants never fail to send us, are laid by until, perhaps, some chill November day wakes us, all too late, to the fact that our greenhouse begins to look ragged and forlorn.

To a certain extent, both the experienced gardener and the novice must depend on Dutch bulbs for a bright display of early spring flowers, and it is better to reckon upon an annual outlay for such things as Hyacinths, Tulips, and Florist's

Crocus, because they cannot be grown to perfection, year after year, in pots. Even the bi-yearly system, which answers well for many plants, will not in all cases give the best success with these. At the same time, with a rotation of three or four years, we may grow our own bulbs, of most sorts, if there be any reason for doing so.

It is safe to reckon that from twelve to fourteen weeks at least, according to the season, will be required to bring such quick-growing bulbs as Roman Hyacinths and dwarf Tulips into flower. It is evident, therefore, that, if we want a breath of the spring-tide to reach us when flowers are fewest and most precious, the end of August will be none too soon to find the earliest batch potted of these, and also of some other bulbs to be named presently, followed by more at intervals of a fortnight until the end of October. It is seldom that Dutch bulbs can be obtained quite so early, but the order should be sent with as little delay as may be after the receipt of the catalogue—a plan which serves the double purpose of securing the finest bulbs and of receiving them at the earliest moment.

The first three or four weeks will be profitably spent by the newly potted bulbs in some retired corner of the garden under a coverlet, 2 or 3 in. thick, of cocoa-fibre, or sifted ashes, which answer the purpose quite as well. This is the best substitute we can give for mother earth, and provides darkness, even temperature, and moisture for the development of the root fibres—a matter of the first importance if we want good flowers.

At the end of that time the pots may be removed, according to the date when they are wanted—for it will not hurt some of them to remain in darkness even for a week or two longer—either to a sheltered spot still in the open where they can be given a little protection, or, better still, to a cold frame. In either case they must be shaded for a day or two to inure the pushing leaves gradually to the light. In due time they will

be ready for their last move to blooming-quarters, and for early spring flowers such as these a greenhouse with a south aspect will naturally give the best results.

This kind of bulb-growing, of which the general outline is here given, is very simple. A few easy rules and careful watering must not be neglected, and then they will take care of themselves; for good cultivation in the bulb grounds and the summer sunshine have done most of the work, and the flowers already lie folded in their hearts before the bulbs reach us. It would be needless to give such familiar directions were it not that every day one meets with new-fledged gardeners trying their first flight who thankfully accept the plainest hints. As soon as the flowering is over the bulbs may be planted in the borders, where they will give very acceptable, if smaller, blooms for years to come; but if they should not be wanted for this purpose, let them not be wasted. Be sure that there is some poor neighbour who cannot afford such luxuries to whom they will be a veritable mine of pleasure.


Narcissus, in its many and varied groups, is perhaps the most charming of all hardy bulbs, and in one form or other will carry us from the dark December days to the end of March, and longer if we wish. Paper White—one of the least satisfactory to grow, and with a somewhat evil smell—is generally reckoned the earliest. The equally early Scilly White is not grown so much as it deserves, though it is familiar enough in its cut state. It belongs to the Tazetta or bunch-flowered group, and, though it cannot boast the pure white of the South European *N. papyraceus*, it has a sweeter scent, and the pale lemon of the cup fades by degrees to the creamy tint of the rest of the flower. This species, said to be a native, if I am not mistaken, of St. Michael's Mount, on the Cornish Coast, or at any rate naturalised there, comes into bloom about Christmas in favourable seasons. On that account it is too tender for the gardens of the mainland, but may be had in per-

fection under glass during December. This and some others of the earlier Daffodils may be potted with the first batch of Van Thols and Roman Hyacinths, or even before. Next in order and in quick succession will come such kinds as the pale-tinted *N. præcox* and the deeper-toned single varieties of *N. pseudo-narcissus* and Double *Telamonius*, the great bosses of which, familiar as they are, can never be out of favour. Then will follow the splendid trumpets of Emperor; the golden chalice-cups of Sir Watkin; *Ornatus*, the earliest of the Pheasant Eyes; the lovely bicolors, *Empress*, *Horsfieldi*, and *Grandee*, treading on each other's steps; and the modest drooping heads of the ivory-white *N. cernuus*. Or, if we like, we can have double flowers—*Butter and Eggs*, *Bacon and Eggs*, and, loveliest of the group, *Codlins and Cream*—the dear old-fashioned names given them by our forefathers, before even the new-born craze for *Daffadownillies* set in. These are all delightful, and can scarcely be surpassed for bold grouping, and are cheap as they are good. The sweet-scented *Jonquils* must not be forgotten, nor the lovely little double *Queen Anne's Favourite* (*N. capax*), nor again that extremely elegant and recent introduction of Mr. Peter Barr's, *Queen of Spain*.

But we may indulge in rarer kinds if we will, and revel in the lovely forms given to us by that patient and skilful hybridist, the Rev. G. H. Engleheart. Or if miniature kinds are more alluring, there are the three charming species of *Hoop-petticoat* (*Corbularia*), yellow, citron, and white, and the dainty *N. cyclamineus* with its upturned petals. Unlike the so-called "Dutch" bulbs, *Narcissus* possesses the advantage of being a good garden investment. Most kinds increase so liberally by offsets that by good management we can grow our own bulbs yearly and have enough and to spare. One point in strong favour of the unheated greenhouse with regard to these and other hardy bulbs must not be passed over without



FONTIN'S LILY OF THE VALLEY.



A WINTER FLOWERING IRIS (I. STYLOSA ALBA).

a word. *Narcissus* is so essentially a hardy genus that many of the most beautiful varieties resent heat and will not give of their best under hard forcing, by which also the bulbs are so much weakened that they are afterwards practically worthless. The gentle forwarding which is all that hardy plants of this class get under the mere shelter of glass does no harm either to bulb or bloom, while we reap the advantage of the earlier enjoyment of flowers, pure and untarnished by wind or weather.

A cultural hint may be added. Bulbs have a sorry trick of "going blind," *i.e.*, the flowers wither away when beginning to develop. This is mainly due to lack of water. *Narcissus*, in most cases; *Hyacinths*; *Tulips* notably, and in fact the greater number of bulbs are greedy of moisture during the rising of the flower scape. After flowering, water should be gradually withheld.

Iris represents another and most precious genus of hardy bulbs and tubers. It has but one failing—the short-lived flowers; but this is in some degree and in some species atoned for by their long succession. One of the most beautiful of hardy winter flowers, beginning in late November and continuing until early spring in favoured spots, is *Iris stylosa*, the pencilled blue flowers of which have also a lovely white counterpart. Though a native of Algeria, it may be safely given a place under the present heading; but, unfortunately, it is not one of the most easy to flower in pots. This can be done nevertheless, and an established group in a broad deep pan, for it dislikes disturbance at the root, will last for years, and is worth any amount of trouble to attain. The different forms of *I. reticulata*, with their sweet scent and rich livery of purple and gold, must find a place in every unheated greenhouse, and will sometimes take us by surprise there on a January day. It is seldom that the different varieties of *I. pumila*, *I. germanica*, and similar species are pressed into

the service for early flowering under glass, yet they respond so readily to such gentle persuasion that where they have been tried the result has given much satisfaction. Careful cultivation in a prepared garden bed and lifting for potting in alternate years is a good plan to adopt.

The beautiful Spanish and so-called "English" Irises, though somewhat "leggy," are not the less useful on that account for grouping with suitable greenery. Nor must the tiny *Iris cristata* be forgotten, a perfect gem, with its delicate pale-blue falls and feathery crests. The slugs have such an unfailing instinct for this dainty morsel that I have found the only safe place at flowering time to be some quiet haven under glass. It succeeds well in a deep pan with sunken bits of stone, or planted on a bit of permanent rockwork. A top-dressing of some good light soil now and then helps the rooting stems, and the lovely little flowers lift themselves up at intervals from the leafy points. It is not a showy plant, but one that every lover of flowers must delight in. Another very distinct hardy species is *I. tuberosa*, whose quaint green flowers with dark velvety blotches will serve as a natural foil to some of the more brightly coloured kinds. Iris-growing has its deeps as well as its shallows, but we need not fear to get beyond our depth with those named above, or to be without some representative of this lovely tribe for several months of the year. Other species, more delicate, range themselves better under the half-hardy list.

In turning over a parcel of bulbs and tubers, perhaps none look so utterly unpromising as the brown flaps and sticks of different kinds of *Anemone* and the little dried-up claws of *Ranunculus*, yet to both of these we are indebted for some of the most brilliant of our spring flowers. In the very early weeks of the year we shall find the splendid colouring of *Anemone fulgens* and of the best forms of *A. coronaria*, single and double, added to the lasting quality of the flowers, invaluable for the cold greenhouse. The last gives us, as well as scarlet and

good purple, all manner of delicate middle tints. The working up of a good strain of these most delightful Anemones from seed and by a rigid selection is a most pleasant and interesting task. But some smaller and less showy species must not be overlooked. The hardy Greek Windflower (*A. blanda*) and the Italian *A. apennina* raised from seed will give in succession quantities of their starry flowers of clearest porcelain to deepest azure, and, though we may see them at their best, nestling in mossy glades under the shelter of the budding Chestnut-trees of their native woodlands, yet nothing can be sweeter than the way they open their blue eyes on a sunny morning upon very different surroundings in a strange land. Another species, *A. stellata*, which is rosy-purple in its primary form, but ranges from pure white with dark stamens to cherry-red under cultivation, also deserves a place.

Probably most people would think of trying Anemones for an unheated greenhouse without any suggestion. It is much more rare to find Persian *Ranunculus* grown in pots for the same purpose, yet these are well worth a trial. Years ago beds of *Ranunculus* were the pride and glory of many an old-fashioned garden, and the slender claw-like tubers were increased and preserved, year after year, with the utmost skill, and laid by in paper bags with loving care until planting time; but now we should probably do better to buy our stock yearly. In a warm greenhouse *Ranunculus* fails utterly in pots, but in a cold frame there should be no difficulty, and a September potting ought to give most acceptable flowers in April, when we begin to want a change from *Narcissus* and *Hyacinths*.

Of miscellaneous hardy bulbs and tubers, what a long list might be given. Let a few be named by way of reminder. To begin with, there are large *Snowdrops* of sorts which coaxing will seldom bring into flower before their appointed time, but which open pure and free from stain under glass; and *Winter Aconite*, not amiss upon a wintry day and almost

as happy in a moss-surfaced pan as in a furrow of its native olive-yard on the Italian hills. There is the lovely *Crocus Imperati*, in pencilled lilac and buff, and other delicate winter-flowering species, beloved of many far above their more robust Dutch brethren, which flower a little later. *Sisyrinchium grandiflorum*, too, craves for shelter from the January blast for its fragile bells, purple or white; while *Chionodoxa* and *Scilla*, able to brave the hardest frosts, are yet very willing to take life more easily. *Cyclamen Coum* and *C. vernum*, too, with their allies, rosy or pure white with marbled foliage, are ready to give us beautiful leaf forms when the flowers are gone. Another lovely thing, too much beloved of slugs in the open, and well worthy of shelter, is *Ornithogalum nutans*, which decks itself daintily in green and silver, while the peculiar sheen of its spikes of drooping flowers under artificial light makes it a dinner-table decoration quite unique in its effect.

As spring advances, there is *Lily-of-the-Valley*, welcome early or late; and *English Fritillaries*, chequered like some bit of old-world chintz, or white, or palest lemon, with nodding heads; and exotic forms like *F. aurea*, not slender and fragile like the others, but hanging its large golden flowers upon stems only three or four inches high. The various species of *Tulip*, again—which must not be confused with the garden varieties—give us a wide range of choice, from the strikingly fine *T. Kaufmanniana* to the dainty little rose-and-white *T. Clusii*. These are but a few, and every one of these, and many more that might be added to the number, can be grown in the open border, most of them without much trouble, whilst it is not to be denied that good cultivation in pots entails a considerable amount of labour and care; but it has its reward when flowers are rare and cold damp days forbid much lingering in the garden in search of the few that may happen to be there.

CHAPTER IX

BULBS AND TUBERS.—II. HALF-HARDY SPECIES

A LARGE number of bulbs are available for the unheated greenhouse which are somewhat difficult to place, because they are suited neither to the warm house nor to the open garden. Many of these can resist even a few degrees of frost on occasion, but the rapid changes of our climate are more than they can endure. For such the greenhouse that can be kept just above freezing-point by temporary means is admirably adapted. Planting time in some cases coincides with that of the earliest hardy bulbs, and, as they require to begin with much the same treatment, August is generally a busy month in the potting shed.

Lachenalias and Freesias, two well-known groups of half-hardy bulbs, belong to this section. *L. pendula* flowers naturally in November; consequently, it ripens its bulbs first in order, and to have its welcome spikes of bright light-crimson in due season—July is not too soon to pot this particular species. *L. pendula* is far too seldom grown, for it is one of the most precious flowers of early winter. The genus includes a number of most charming species and hybrids which have been gradually coming more and more to the front, and the varied shades of colour in the flowers of different species are somewhat remarkable. *L. pendula* is, I believe, the only species of its peculiar shade of rose-red. The greater number are brilliant yellow, either self-coloured

or touched with scarlet, and with more or less distinct purple blotches. One species, generally called *L. tricolor*, but more correctly *L. luteola*, has a good deal of green in the drooping bells, while another, *L. cœrulea purpurea*, shows a peculiar metallic blue on the spike of grey-white flowers, and in its best variety is very ornamental.

The most familiar of all hybrid forms is *L. Nelsoni*, raised now many years ago. It will always hold its own, but of late years these lovely Cape Cowslips, as they are sometimes called, have been skilfully taken in hand by Mr. F. W. Moore, the able curator of the Glasnevin Botanical Gardens, Dublin, and others, and have been brought to a high degree of perfection.

Lachenalias should be grown with as little artificial heat as possible, and nothing injures the flowering quality of these, or in fact of most bulbs, more than to let them start into root growth before they are potted. The routine of cultivation may be said to begin as they go out of flower. Water should then be given them sparingly, and after the leaves die down it must be withheld altogether. The pots may then be laid on their side on a warm shelf, where they will not be dripped upon, that the bulbs may ripen, for to be kept absolutely dry during their period of rest is essential. The least moisture at this stage will start the ring of little white root-points into growth, in which case, it is better to re-pot them immediately. August is, however, the right month for re-potting all the kinds, *L. pendula* excepted, when they should be shaken out of the dry soil, sorted into three sizes and placed in their flowering pots without delay. On this point, it is well to remember that any disturbance of the roots after potting and growth has once begun will seriously cripple the flowering power of the bulbs. The larger bulbs will give the finest spikes for pots; the second size may be "boxed" and will give useful flowers for cutting; the smallest, if the sort be valuable, will be worth

saving for stock, but in any case they must be separated from the large bulbs. Three weeks under ashes will generally suffice, and then a cold frame, open day and night, except in drenching rain, will be the best position until the frost, which seldom fails to come during the first week in October; then an additional thick mat will be needed, and the frame must be closed in the evening, but as much air as possible should be given during the day. It often happens that weeks of mild weather follow that first early frost, but let the leaves get once badly frosted, all the hopes of the year are lost as far as flowers are concerned. This open-air treatment, as far as it can be carried out, gives far better results with *Lachenalias* than coddling, and with many other half-hardy bulbs as well. Several species of *Lachenalia* may be used with good effect as basket-plants.

Freesias may be grown on the same lines, and stand up firmly on their wiry stems under cool treatment, instead of flopping about in the tiresome way they often do in heat. Never shall I forget a March day in a garden on the Aventine at Rome where Freesias reigned supreme. Under the Palms, bordering the shrubberies, indeed, everywhere, they reared their pretty heads and filled the air with sweetness. With plenty of moisture at the root, dry air above, and with as much sun as our wintry skies will allow, they will do almost as well under a glass shelter, only frost must not touch them.

Somewhat in the same category come *Ixias*—so exquisite when they open wide their filmy, many-coloured tissues to the sunbeams. The taller *Sparaxis pulcherrima*, too, not often seen, but very beautiful, is a gem for the cold greenhouse. For hanging-pots or baskets the sulphur-coloured *Oxalis cernua*, sold now as the Bermuda Buttercup—on the principle that it comes from Madeira and is no Buttercup—is most ornamental. Six of the bulbs, not very large at best,

are quite enough for a good-sized basket, while three will be ample for a six-inch pot. Scarcely any plant plays more pranks with its roots than this species of *Oxalis*. The bulbs must be planted a good two inches or more below the rim of the pot to allow of earthing-up, otherwise the silvery white coils of tubers will shoulder themselves out in the oddest way, especially if, by chance, they are a little cramped for room. Turn out a pot a few weeks later and not a trace of these fleshy coils remain; instead, if one looks closely, the rudimentary bulbs may be detected clinging to some of the fibrous roots. Later on, these will develop into shining brown "nuts," beloved of mice, for they will travel any distance to get them.

With the single exception of *Lachenalia pendula*, the half-hardy bulbs and tubers above detailed may be expected to bloom in March and April, and are, strictly speaking, spring-flowering, though with all such plants grown under shelter of glass a little experience teaches that they may be advanced or retarded with a little change of treatment—educated, in fact, to our wishes.

A little later, but in quick succession, to these come the early flowering *Gladioli*—*G. ramosus* and its congeners—from the dainty "Bride" (*G. Colvillei albus*), through a whole series of varieties with pink and scarlet flowers, prettily blotched with white. These are followed by the fine cherry-coloured spikes of *G. Saundersi*, which have only one failing—that their stems are too slender for the large flowers, and need support. Lemoine's hybrid strain has also many varieties, with flowers of cream and purple, which provide a useful change of colour. In southern countries, these *Gladioli* are hardy, and may be left in the open border during the winter, but for the present purpose they are placed more appropriately on the half-hardy list.

Alströmerias are now favourite border plants, but one of

the most beautiful of them all, *A. pelegrina alba*, is more tender, requiring shelter, and is perhaps the only one suitable for pot culture. *Alströmerias* do best grown from seed, for the long thong-like roots are easily injured, and dislike removal. For this reason it is well to sow the seeds of this species in what is called a "Lily pot," deep and narrow in proportion—three or four seeds at most being enough for a 7-in. pot. This lovely plant, with its heads of white Lily-like flowers, freckled with palest green, will disappoint no one. It starts early into growth, and, like *Lachenalias* and other half-hardy bulbs, must not be frosted, but it is a typical plant for the cold greenhouse, as it invariably shows signs of distress in too great warmth by losing its leaves.

Probably most people would wish to grow *Callas*, but they are somewhat more tender than might be supposed, for the leaves are disfigured by the slightest touch of frost. They are quite safe, however, in a low temperature, provided it does not touch 35°.

The dainty little climbing *Tropæolums*, not always recognised as tuberous plants, should not be overlooked, as they also add an entirely distinct feature to the greenhouse in early spring. *T. tricolorum Jarratti* is the best known species, and is often grown upon a balloon trellis. In a small unheated conservatory I once had a narrow piece of wired wall between two windows which every spring was draped with its brilliant scarlet and black flowers, and was the admiration of all beholders. *T. brachyceras*, with small butterfly-like yellow flowers, has the same habit, and trains itself to upright wires in much the same fashion, both of them hanging out many slender branchlets in natural festoons. Almost any form of trellis, or even a support of slight twigs, is better than the stiff artificial wire balloon so beloved of some gardeners. *T. azureum*, with its slender blue flowers, is only seldom met with, but it is a very gem

of its kind, and quite as easy to grow as the others, and the three are so entirely distinct that it is well to grow them all. The tubers increase quickly. Two or three new ones will generally be found on turning out the pots, and the original tuber will exist for years, growing larger and larger. A cultural hint may be found of use. It is better to shake the tubers out of the soil very soon after the foliage and stems are dead and dry and to pot at once for the next year's flowering. The usual plan is to put them carefully away until the autumn, but they have a habit of taking their owner unawares and sending out a long, straggling wire-like shoot, difficult to disentangle and easily broken—an injury irreparable for the season. If kept quite dry they will not start any the sooner for being potted, but a watchful eye must be kept upon their movements in early autumn, so that a support of some kind may be supplied in good time.

The greenhouse must not be left tenantless in summer, however, and an infinity of miscellaneous kinds remain to be mentioned, like *Arthropodium paniculatum*, charming both in flower and leafage, *Veltheimia viridifolia*, some of the *Ornithogalums*, *Watsonias*, and Lilies—one of the most important groups of all, which must presently be taken into consideration by themselves. *Iris fimbriata*, not much grown and of unusual type, may here be recommended. The pale, drooping, evergreen leaves resemble a broad-leaved grass, and are at all times graceful, and the pale-blue crested flowers which appear in May and June might be some delicately tinted Orchid. Full exposure to sun and air and generous treatment during the summer will probably overcome the shyness to flower of which this beautiful Chinese species is sometimes accused. Later in the year we may have *Nerines*, another genus of Cape bulbs, represented by the well-known Guernsey Lily, which, being autumn flowering, require



LACHENALIAS.



A RARE WHITE NERINE

rather different treatment. The essential point with these is the summer roasting while the bulbs are at rest. A hot shelf near the glass, where they will not get a drop of water, is the most suitable position as soon as the leaves have died down. At the end of August or in September, for they are somewhat uncertain, the flower scapes begin to show, coming before the leaves, therefore one must be prepared with good greenery to group with them. These gorgeous Amaryllids, crimson, scarlet, and cherry-pink, according to their species, are amongst the most valuable of autumn flowers for the greenhouse. The pretty little *N. undulata*, with pale-pink crimped petals, though not showy, is very attractive, and the flower-heads of all the kinds are long-lasting. The flowering, however, depends not only on the care taken of the bulbs in summer, but of the foliage, and herein lies the difficulty of growing *Nerines* without a good working greenhouse or frame devoted to such things as must be kept from frost. Out of flower, they are not particularly ornamental, but leaf growth must then be encouraged, and they must be kept growing all through the winter.

One difference between the treatment of *Nerines* and most other bulbs is that they resent re-potting. It is better to leave them alone until by natural increase the bulbs burst their pots. A good top-dressing in early autumn is all that they ask for. One of my most pitiful garden experiences is connected with *Nerines*, of which I happened to have a good store of finest species. They were left during my absence from home in a vinery at rest in which were some broken panes of glass. The pots were first soaked with rain—then came a severe frost and then bulbs were hard frozen—treatment from which they never recovered, and the whole batch was lost. This is mentioned as a warning that where *Nerines* are grown—and they are worth growing—suitable winter quarters, safe from frost, must be found for them, but

a window in a warm room will answer perfectly, as it also does for the better known Scarborough Lily (*Vallota purpurea*). Belladonna Lilies, on the other hand, will so rarely flower in pots that they cannot be recommended for the smaller sort of unheated greenhouse, but planted out in rather poor gravelly soil, they are admirable for the narrow borders close to the wall which are found in some conservatories and corridors.

For such positions also—though it also flowers very well in pots—the handsome *Crinum Moorei* is very suitable, especially when associated with such plants as *Funkia Sieboldi* and *F. grandiflora* (good both in foliage and flower) which will serve to hide the somewhat ungainly length of stem of the *Crinum*. A note should also be made of another *Funkia* recently introduced—*F. lancifolia tardiflora*—which on account of its late flowering should prove valuable under glass.

Kniphofias—the Red-hot Pokers of our gardens—may not seem exactly suitable to rank as pot plants, yet there are some species which do well and are extremely useful grown in this way for autumn flowering. The very dwarf *K. Macowani* and the more robust *K. corallina* are kinds in point. For these a cold frame with sunny exposure is the most suitable position in order that the flower scapes may attain their full rich colour. The new taller growing species, *K. longicollis*, though hardy, produces its clear yellow flowers too late to open well out of doors, but succeeds admirably planted out under glass, where there is space for it. It would be worth trying, when it becomes better known, grown in a pail or tub for smaller structures where only pot plants can be accommodated, as it flowers naturally from late autumn onwards into winter.

The new *Anoiganthus breviflorus*, which opens its umbel of golden-yellow flowers in December, may also find a place in the greenhouse with temporary warming power. But



FUNKIA TARDIFLORA.



ARTHIROPODIUM CIRRATUM.

enough of these interesting and highly decorative plants have been suggested to bear out the statement that with bulbs and tubers alone—though the half has not been told—we may find material enough to make the cool greenhouse a source of interest from year's end to year's end.

CHAPTER X


LILIES

HITHERTO Lilies, apart from Amaryllids, have been left out of consideration, because the subject is too large to be dismissed with a mere paragraph. It is obvious, however, that they are almost the most important amongst flowering bulbs for the unheated greenhouse in late spring and summer, not only on account of their intrinsic beauty, but from their adaptability to varied circumstances. Certain kinds, like *L. giganteum*, and perhaps, on account of its' overpowering scent except in the open air, *L. auratum*, are only suited for outdoor culture. Others are admirably adapted for planting out, where the structure is large and airy. Probably no more lovely greenhouse picture could be devised than a well-planned Lily garden under glass, with, perhaps, by a counterfeit of nature, a streamlet running through it into a rocky pool, where groups of Lilies might grow amidst and out of fitting foliage, screened the while from all the dangers, alike of sun and storm. But such arrangements, though far from impossible, are scarcely within the scope of all, and perhaps the topic most generally useful relates to Lilies suitable for pots.

Only a few, in proportion, out of the many beautiful Lilies now grown can be considered well adapted for this purpose. Some, like *L. szovitzianum* and *L. excelsum* (= *L. testaceum*), are too tall, others will not submit to being cramped at the roots, like some of the North American swamp Lilies, and



BEST FORM OF MADONNA LILY (*LILIUM CANDIDUM*).



YUCCA GUATEMALENSIS IN THE TEMPERATE
HOUSE AT KEW.

some require treatment or soil difficult to give, but a few hints as to those which are most likely to succeed in a general way may not be out of place. Amongst early kinds—*i.e.*, flowering in June and July—may be reckoned the different varieties of *L. thunbergianum*, also called *L. elegans*. This is a dwarf-growing species, of which many varieties have been raised. They belong to the group with erect heads of cup-shaped flowers, of which the well-known Orange Lily (*L. croceum*) of our borders is a type, and are very handsome in their varied shades of colour from lemon and yellow to orange-red. Some are so dwarf in habit that they actually flower at little more than 6 in. high. Such an one is the buff-coloured variety, *L. alutaceum*, which is also one of the earliest. A nearly allied species, *L. umbellatum* (= *L. davuricum*), fairly common in our gardens, is rather larger in all its parts, and the flowers are mostly of shades of dark orange-red. Both species are frequently grown in pots, but care should be taken to give shade in bright weather, when they are flowering under glass, otherwise they quickly lose their rich colouring and turn brown.

A pretty little early Lily, of a different type, is the slender-growing *L. tenuifolium*, a miniature turn-cap, with bright-red flowers, and quite at home in a pot. This is one of the Lilies most easily raised from seed, which is fortunate, as the bulbs are not very long-lived.

Amongst white Lilies, the best known, yet one of the fairest of them all, is the Madonna Lily (*L. candidum*), a wilful beauty, not always kind, for, strange to say, it will not everywhere succeed. As we all know, this Lily is much in demand for church decoration, and huge cases containing thousands of bulbs are sent over from Holland every autumn for forcing purposes. These bulbs are, for the most part, finer than any I have ever seen of English growth. They are cultivated, presumably, in the same enriched soil of the sand

dunes in which other Dutch bulbs thrive so marvellously, and are lifted at the exact moment when the leaves are almost dead and root action arrested. A good many weeks must necessarily elapse before they are replanted, and the point I should like to make clear is, that in all the hundreds of these bulbs of which, as it so happens, I have had experience, never a trace of disease has appeared, and the flower spikes, unless they have had too much attention in the way of heat, have been as good as they can be. Whether this is due to the dry nature of the sand in which they are grown or the drying-off process—which certainly does no harm—to which they are subjected on being lifted, I will not venture to assert, but those who want Madonna Lilies either for pots in a cold greenhouse or for church decoration in May cannot do better than to procure some of these splendid bulbs from Holland. They cannot be induced to flower so soon as Easter without forcing, but if obtained as early as possible in the season, given protection from frost in a cold frame during the severest weather, and brought into an unheated greenhouse with a south aspect in March, they ought to be ready for Whitsuntide, or even earlier sometimes, according to the date upon which it falls. Five bulbs in a deep, broad pan 15 in. by 8 in. will make a good clump, and the noble spires prove very acceptable several weeks earlier than they can be looked for in the garden, whether for church or corridor, or even for grouping in the shady angle of a courtyard or verandah, with suitable background and undergrowth of greenery, where, as sometimes happens, garden-room is denied. Of white Lilies for pots one of the earliest and best is *L. longiflorum*. The trumpet is not so long as in the variety known as *L. Harrisii*, which is imported in large numbers from Bermuda, but it is much more hardy and satisfactory to grow. It comes to us from Japan and is a well-known favourite. Amongst newer and less familiar species is *L. Alexandræ*, also from Japan, and



LILIES GROWN IN TUB.

supposed to be a hybrid between *L. auratum* and *L. speciosum*, though this may be doubtful. The flowers, which are pure white, are less trumpet-shaped than *L. longiflorum*, but more so than in *L. auratum*, and the thick waxy petals last well, while the scent is less oppressive than in *L. auratum*. When better known and less costly this Lily is sure to become popular, as it succeeds admirably under pot culture and flowers at a height of about 18 in.

But many hues may be looked for amongst the Lilies, and another charming species, also well suited for pots, is the new *L. rubellum*, with clear pink- or rose-coloured flowers. It is too soon, perhaps, to speak positively of its good behaviour, but those who have had most experience have testified to its strong constitution and to the early flowering of established bulbs.

It is, of course, quite possible to grow in pots the lovely orange-yellow *L. Henryi*, discovered and sent home from China some years since by Dr. Henry. Its great height, however, points rather to its suitability for planting out, where its magnificent proportions can have full scope, but in whatever way it is grown it has proved itself to be one of the most valuable Lilies of recent introduction. At Kew in the open air it has reached a height of 8 ft., and a single stem has carried as many as thirty flowers.

I have grown two small North American Lilies sent across to me by the kindness of a friend, which are extremely pretty for the unheated greenhouse. One of these, *L. Grayi*, is nearly allied to *L. canadense*, and has the same kind of creeping bulbs. The flower is orange-red with reflexed spotted petals. The other, *L. philadelphicum*, is quite distinct, having open-cupped flowers of even more brilliant colouring. They are both worth growing in this way by a Lily collector, though not very easy to keep, and both love a peat soil.

Of the later flowering Lilies *L. tigrinum*, though one of the oldest garden species, is still one of the most beautiful, but the variety called *Superbum* is the only one well adapted for pot culture. Its very distinct shade of deep apricot, however, makes this variety valuable for the purpose, as well as its intermediate season of flowering.

But our greatest standby for autumn is the Japanese *L. speciosum*, in its different varieties, flowering naturally as it does in August and September. This Lily, which used to be known as *L. lancifolium*, is not always recognised under the newer name, but it is too familiar to need description. The three forms are represented by *L. speciosum roseum*, *L. speciosum rubrum*, and *L. Krætzeri*, which is the best of the white varieties, and may be distinguished by the pale green stripe down the centre of each petal. A deep red variety is known as *Melpomene*.

In growing these and other Lilies, it is well to know which species naturally throw out stem-roots and which do not, as it indicates a different system of potting. Of those which have been mentioned, *L. Alexandræ*, *L. auratum*, *L. elegans*, *L. Henryi*, *L. longiflorum*, *L. speciosum*, and *L. tigrinum* all have stem-roots, and should be potted low, leaving a space of 2 in. or 3 in. above the bulbs for a liberal top-dressing as soon as these stem-roots begin to push. Without this, they will wither away for lack of nourishment, and the flowers will greatly suffer. On the contrary, *L. candidum* and *L. Grayi* root from the base only, and should be potted with the top of the bulbs almost on a level with the soil, only taking care to leave a sufficient rim for proper watering—a necessity often overlooked when potting is done by an inexperienced hand. I have found the long pots recommended before for *Alströmeria* extremely useful for Lily culture, especially for the stem-rooting kinds. In buying new bulbs no time should be lost in potting them as soon as received.

With home-grown bulbs, the moment to turn them out of their pots arrives when the leaves and stems have become quite yellow—a week too soon is better than a week too late—as root action is suspended for an incredibly short time. My practice has always been to separate the larger from the smaller bulbs, re-potting all immediately, and have found it answer much better than keeping them above ground, even for two or three weeks, in spite of the fact that the *L. candidum* bulbs sent over from Holland do not seem to suffer.

Two-thirds of turfy loam to one of leaf-mould, some well-decayed manure from a spent hot-bed, two or three double handfuls of road-grit or coarse sharp sand, and a sprinkling of soot, well mixed together, make an excellent compost which suits most Lilies, but there are a few, like *L. Grayi* and *L. philadelphicum*, which prefer peat. The pots must be well drained, and a handful of old hot-bed refuse well rammed down above the crocks is desirable. After potting a good watering should be given, and then a thick layer of cocoanut-fibre refuse will keep the Lily bulbs safe until they begin to push. The young growths must be protected from frost in the same way as other bulbs, but the more hardily Lilies can be grown, and the more they are in the open air (always, of course, according to the weather) the better. It is a melancholy sight to see such fine Lilies as *L. speciosum*, for example, spoilt by over-much coddling, but they should be brought under glass as soon as the flower-buds are formed, and watch kept lest these should be crippled by green fly. They will require an abundance of water during the growing season, but after flowering this must be gradually withheld, as with other plants of the like nature, and the pots should stand in some sheltered place out of doors for the bulbs to ripen.

It is easy enough to flower Lilies well for one season,

for they are as a general rule in good condition when bought from trustworthy dealers, but the test of a good Lily-grower is to keep the bulbs year after year, and probably most of us have a record of as many failures as successes.

CHAPTER XI

FLOWERING SHRUBS

IN considering suitable plants for the unheated greenhouse, it is better—partly for the sake of easy reference and partly because their cultural treatment is, in most cases, likely to run on the same lines—to group them under specific headings. Flowering shrubs, both hardy and half-hardy, form a most important decorative class, whether from the standpoint of the spacious winter garden, or of the modest conservatory for which plants in 5-in. to 10-in. pots are the most suitable and convenient. The winter garden is pre-eminently fitted for the permanent planting of some of the countless grand shrubs and rafter plants, such as the Himalayan Rhododendrons, Acacias, Magnolias, and others, which flower naturally during the earliest part of the year, for it is likely enough to stand idle, as far as show purposes are concerned, during the summer months—not for lack of material to make it delightful, but for lack of interest at that season on the part of the owners of it. For late autumn, a season when the winter garden begins once more to be attractive to the house party, such fine things as the deep-purple-flowered *Desmodium penduliflorum* and *Asparagus umbellatus*, which is charming in flower as well as graceful in greenery, may be cited as examples less familiar than they might be.

The glass corridor, being often a passage-way from the house to a billiard-room or to the gardens, might give suitable place to such mid-season subjects as, for example, *Carpenteria*

californica, so impatient of fire heat, but so lovely with its great heads of wax-white flowers, though this fine shrub is even now not very well known. The finest specimen I have ever seen was one which had to be planted, for want of a better place at the moment, at the end of a centre-border in a large Rose house, and there it remained till it had to be removed for want of room. It was a wonderful sight when in bloom, with every branch weighed down with lustrous flowers. It is easy enough, however, to keep it within due bounds by judicious pruning, therefore it can be safely recommended.

There are many shrubs of this almost hardy class which refuse to flower in pots, because they require a certain amount of undisturbed, if somewhat restricted, root-room. They are so eminently beautiful that a wide corridor devoted to their culture would be a grand feature. To name a few, there is *Fremontia californica*, craving shade during the hottest sunshine. Another is the South American *Poinciana Gilliesi*, graceful in its pinnate foliage, and with golden-hued flowers glorified by their flowing crimson stamens. There is *Abutilon vitifolium*, with its grey-green, mealy looking leaves and bunches of exquisite pale mauve (or white) recurved flowers, so distinct in every way from other *Abutilons* that it would scarcely be recognised as such, but quite intractable for pot culture. *Buddleia Colvillei*, too, said by Sir Joseph Hooker to be one of the handsomest of Himalayan shrubs, would be suitable for such a position. Its flowers are not rolled up into Orange balls like the *B. globosa* of our gardens, but hang in clusters of white-throated crimson *Pentstemon*-like flowers from the ends of the branches. At Kew this fine plant is found to be better fitted for the cold house than for any other method of culture. To these may be added *Veronica hulkeana*, scarcely hardy in the open, but one of the very best of the New Zealand *Veronicas*, growing from 3 ft. to 4 ft. high, and giving a mass of its pretty light mauve spikes during late

April and May. Another suitable shrub is *Weigela hortensis nivea*, somewhat unsatisfactory out of doors in most gardens, but worthy to take high rank both for its pretty netted leafage and its bouquets of delicate white flowers. For winter and early spring flowering, *Daphne indica* is a useful shrub, content with a back-wall so long as it can be undisturbed at the root and can have room to develop. *Cantua buxifolia*, a fine Peruvian evergreen, bearing red pendulous flowers at the ends of the branches in early summer, is suitable for clothing a supporting pillar. For this purpose *Cestrum* (= *Habrothamnus*) *elegans* is also invaluable, flowering later in the year. All these, and many others, will thrive in a light, airy glass shelter in a good aspect with a minimum winter temperature kept just above freezing-point. Most of them are hardy enough to live out of doors in favourable positions, but the severe strain upon their endurance prevents such free-flowering as we may fully expect under glass.

It is impossible to do more than suggest plants likely to succeed under cool treatment, but there are enough of all kinds to suit any and every purpose—the choice must be in accordance with individual tastes and requirements. Three shrubs, to use a comprehensive term, which may be found in flower in many a Devonshire garden in November and December, occur to mind as being well worth growing in less propitious climates for the absolutely cold greenhouse. Young plants of the Box-leafed Myrtle flower at a very small size, and though they will grow into big bushes, are neat and compact at all times. Beginning to flower in September, they go on continuously, often till Christmas, out of doors, until compelled to give up by stress of weather. Their creamy-white flowers and pearly buds are welcome indeed in a pot at that dull season. About November the homely little *Coronilla glauca*, brave and bright, begins to set about its winter work, and though it cannot boast the beauty of the less known South

European species, *C. Emerus*, which blooms in the spring, yet its fresh, blue-green leaves and numerous heads of pale yellow flowers for six dull weeks are not to be despised. To complete the trio, we have the winter-flowering Jasmine (*J. nudiflorum*), so often cut off by unkind frosts in the midst of its bloom. Grown in a 10-in. pot and fastened not too strictly to a pillar or rafter to allow scope for its pendent branches, it is very effective under glass. It may be used also as a fountain plant for a corner and made to droop over a low trellis-like contrivance, which suits its habit better than being treated as an upright semi-climber. It must be carefully cut back, however, soon after flowering. Laurestinus—of which *Viburnum lucidum* is the best species—is also very welcome. For this season, too, a curiosity may be grown in the Glastonbury Thorn (*Cratægus monogyna præcox*), for though it might be risky to predict that it would actually open its blossoms on Christmas Eve, according to tradition, yet it is, in truth, a winter-flowering Hawthorn, and might very probably keep up its reputation. Many kinds of hardy spring-flowering shrubs, such as Hawthorns, Wistaria, *Malus floribunda*, *Prunus*, and others, may be educated to flower in pots, year after year, at a very early season. The main secrets are to keep such things in compact form by skilful pruning and to ripen the wood thoroughly in open-air quarters during the summer. Any amateur can try his hand at the cultivation of such shrubs for this purpose, for they are all worthy in their way and not difficult to manage, but they are mainly grown by professional gardeners who have large conservatories to “furnish”—a term not congenial to the true lover of plants. *Prunus japonica* fl. pl., however, with double white flowers, is a very charming shrub, adapted for either a small or large greenhouse, for, by frequent transplanting when young to keep it within due limits, it may be flowered in a 6-in. pot. It is naturally of low-growing, bushy habit, and will, after pruning,

which should be done as soon as flowering is over, send up many strong shoots from the base during the summer; these will flower their whole length the following season to a height of from 2 ft. to 3 ft. Being perfectly hardy, flowering shrubs of this latter class take up no room under glass when their purpose is accomplished, but they must receive kindly shelter in good time to bring them into bloom before their normal season.


More than one kind of *Cytisus* is well adapted for the cold greenhouse, besides the well-known *C. racemosus*. A beautiful weeping standard may be grown by grafting the Teneriffe broom (*C. filipes*) upon a *laburnum* stock, when the drooping branches will be covered with pure white flowers in early spring. This elegant species may also be grown from seed in pyramid form by leading up the main stem and leaving the rest of the branches to themselves.

Several of the shrubby *Spiræas* are popular as pot plants, notably the fine *S. Van Houttei*, which produces masses of white flowers in early spring under glass. Amongst such smaller-growing shrubs, *Deutzia gracilis* is an old favourite which we cannot do without, one of the most graceful of any when in flower, blooming well in a 4½-in. pot if desired, and only asking to be cut back immediately after flowering to do better every spring—how it would be prized did we not know it so well! Hybrid forms of these beautiful shrubs are being raised by M. Lemoine of Nancy, who has taken them in hand. One of these, called *D. Kalmiæflora* from a fancied resemblance, may prove to be an acquisition, as it has flowers of pale pink, edged with a deeper blush.

Hardy *Rhododendrons* of the very early flowering section deserve the protection of glass, for in two seasons out of three their flowers are apt to be spoilt by snow and inclement weather. One of the first to bloom is the crimson-flowered *R. nobleanum*. For planting out in large conservatories, this

and many still more decorative species may be grown, and in early spring are of course amongst the most splendid of flowering shrubs, but most kinds can also be made amenable to pot culture. There are two or three early flowering and smaller-growing species, however, which may be noted as being especially valuable for the unheated greenhouse of moderate size. The little Siberian *R. dauricum* opens its lilac flowers naturally in January and February, therefore it is thankful for protection at that uncertain season. A little larger in growth and later to bloom is *R. ciliatum*, a fine Himalayan species, with pink buds which expand into white flowers. Between these two comes a useful hybrid form, *R. præcox*, with rosy-purple flowers. *R. racemosum*, which should not be overlooked, is a little-known but very charming dwarf species from China, of quite different character, as its pale pink flowers are produced in spikes. It is astonishing how spreading shrubs like Rhododendrons can flower and flourish in so small a space, but they may often be seen with several fine trusses, quite happy in 5-in. pots. It is better, however, to flower them one year and rest them the next by planting out in a reserve-bed in the open air, though the very slight amount of forcing which they receive in the cold greenhouse does no harm, and if they set their buds well there is no reason why they should not be lifted and potted every season.

Of miscellaneous shrubs coming under no special class there are many which might be suggested: *Choisya ternata*, though found in most gardens out of doors, may yet be given a place for early flowering under glass. The hardy *Abelia rupestris*, with its pendulous mauve-white flowers imbedded in red-brown bracts, is charming either in a large basket, or, if planted out in a greenhouse border, will make a handsome autumn-flowering shrub, good enough to join the choicest company. *Nerium Oleander*, though more tender, is worth



HOHERIA POPULNEA



RHODODENDRON PRECOX IN THE TEMPERATE HOUSE AT KEW.

growing, especially in some of its less common single white or pale yellow and buff forms. It flowers freely, whether in small pots or in large tubs, but requires protection from actual frost and abundance of water in the growing season. For late summer, both the *Brugmansias* are good and not very commonplace half-hardy plants, either for a greenhouse border or for large pots or tubs. In fact, *B. sanguinea*, with long orange-mouthed tubes, treated as a herbaceous plant, succeeds well out of doors up to a point, but beyond that it will not go. It springs up strongly from the stool in the spring, and in the course of the summer the robust branchlets cover themselves with fine buds, which just begin to open when frost cuts them off. Under glass they are safe, but the same plan of cutting down ruthlessly to the ground-level after blooming, even for pot plants, may be recommended, as it keeps them in better shape. They may, however, be preferred as standards—a form which often comes in very usefully for grouping purposes. The flowers of *B. suaveolens* are white and trumpet-shaped, and though it is perhaps a trifle more tender, it requires much the same cultural treatment.

Two little-grown plants must close the list, which might be much prolonged. How seldom do we see the Pomegranate (*Punica granata*) in English gardens, except occasionally on a warm wall in the southern counties, yet there is no shrub more worthy of planting out, if there be a fitting position for it in corridor or glass-covered verandah, or for growing in a tub, as we may see it so frequently abroad. The dwarf variety may be seen in Germany flowering well even in 5-in. pots. The brilliant scarlet flowers, whether single or double, are suggestive more than any others of warmth and sunshine, while the shining foliage, red-tinted in the young spring shoots, is always beautiful.

The other plant of very different character is *Echium*

fastuosum, little known and less grown. It may be called a shrub by courtesy, since it is not herbaceous. This remarkable bushy Bugloss was figured in a coloured plate in one of the earlier volumes of *The Garden*. Falling in love with its portrait, I obtained seed and raised it, and in due time reaped a rich reward for my pains in its magnificent heads, some 8 in. or 9 in. long, of deep gentian-blue flowers. A very similar species, *E. callithyrsum*, is equally handsome, and only a trifle paler in hue. They come from the Canary Islands, and are by no means hard to grow. The foliage, as in all *Echiums*, is rough and shaggy, and the bush grows large and spreading, but any one who has seen its uncommon beauty would consider it worthy of some trouble to grow well. Whether as a fine specimen in a 10-in. pot, or planted out in a wide border, few things are more striking in their way than these two species of half-hardy Bugloss for the decoration in April and May of the unheated greenhouse.

CHAPTER XII

SOME HARD-WOODED PLANTS

IT is so generally recognised that hard-wooded plants are more difficult to grow than those that are called, by way of distinction, soft-wooded, of which Pelargoniums may be taken as a type, that, with the few notable exceptions, they have well-nigh disappeared from our greenhouses. They are slow-growing, but, on the other hand, under proper treatment, they are long-lasting, for one difference between the two classes is this, that while soft-wooded plants seldom flower well when they are old and have therefore to be constantly renewed, the others, well grown, flower better and better in their age than in their immature youth. Probably many old gardeners can well remember some enormous specimens of the yellow-flowered Heath (*Erica Cavendishi*), of *Hederoma tulipifera*, studded all over with waxy pink and white bells, of *Aphelexis macrantha*, a sort of pink everlasting from New Holland, and others, all typical hard-wooded plants and the pride of their grower's heart, which used to travel to town from Staffordshire in their own comfortable van, year after year, to win their annual prizes at the metropolitan shows. Splendid examples they were, of which the like are seldom seen now, and though we may not wish to own such leviathans of their race, yet it would be a great pity to let such fine things be forgotten.

Perhaps when we remember that Azaleas and Camellias may both be included in the ranks of hard-wooded plants, the

cultivation of which most possessors of a greenhouse have attempted, an effort to grow others may not appear quite so formidable. At any rate, some of them are so well adapted to the cold greenhouse that they are worth any pains that can be taken with them. By way of parenthesis it may be as well to remind the unbotanical reader that Azaleas are now ranged under the generic name of *Rhododendron*, a change which is rather puzzling until one gets used to it, for writers in garden literature are now taking into use the more accurate term; but for gardening purposes the old name of *Azalea* is too firmly fixed in popular speech to be easily discarded and therefore is retained here.

To begin with, the well-known *Azalea indica*, which always suggests a hot-house, is by no means greatly addicted to heat. Large bushes in perfect health and flowering freely may be found growing in the open air in many parts of the country; yet they must be set down—with most of the other plants which come under this heading—as belonging to the half-hardy class that are grateful for protection from actual frost, chiefly because their fragile flowers are easily spoilt by bad weather, and besides, for the greenhouse we want flowers before their due season. To induce them, therefore, to open their buds during winter or spring, as the case may be, they must be specially treated. Azaleas set their flowers so early in the autumn that we can safely predict the amount of flower to be expected from them. This process once accomplished, for which it is necessary that the wood be well ripened in the open air during the summer, it is mainly a question of bringing the plants into snuggest quarters, earlier or later, according to the time they will be required.

The greater number of the Azaleas we see in our greenhouses have been reared in Belgium, where the process of grafting is carried on systematically on a large scale. I gained a great deal of practical information a year or two ago through

the courtesy of Mr. F. Sander, who spent some time in taking me over the very interesting nursery belonging to the firm at Bruges. The small standards when they have reached sufficient maturity are planted out in prepared beds every season, where they make sturdy growth and ripen their wood. Those that are strong enough set buds on every branchlet during the summer, and are lifted in September, with as little disturbance of the balls of roots as possible, to be sent away to other nurseries. The smaller plants are placed again under glass close together upon stages and packed in with fresh soil. Here they grow on slowly but steadily through the winter until planting-out time returns once more. Why should we not adopt some modification of the same system, even though we may have but half a dozen plants of the kind to care for? A small space of prepared ground in suitable position is all that is needed, and after planting, but little attention would be required beyond watering in dry weather. I am convinced that many small greenhouse shrubs would be much safer, and the new roots would get more feeding and consequently, give better results than if kept starving in pots all the year round. At any rate all kinds of Azaleas—*A. indica*, *A. sinensis* (= *A. mollis*) and the Ghent hybrids may be so treated to their great advantage. Firm potting is essential, and not over much pot-room, a point on which most novices make a mistake.

It may be a little doubtful whether the same treatment would answer with Camellias, on account of a tiresome trick of dropping their flower-buds, which usually happens just after they are brought under glass from their summer quarters. Camellias are, in reality, hardier than the common Laurel, yet they are generally reckoned as greenhouse plants, probably for the reason that their early flowers do not stand either frost or wet. They succeed best, undoubtedly, where they can be planted out under glass, for


which their evergreen habit peculiarly fits them, as they are never unsightly. The single and semi-double kinds are by far the most interesting as well as ornamental, and there is a charming little white species (*C. Sasanqua alba*) which is well worth growing.

When grown in pots, after they have made their new leaves—not before—they should be plunged out of doors in a semi-shaded position, which in their case is better than full exposure to the summer sun, and they must be carefully attended to with regard to watering. When it is time to take them in, about October 1, a gradual transition from open air to frame, and from frame to greenhouse, will generally overcome the dropping tendency.

It is perhaps a little difficult to define the exact limits of a hard-wooded plant, but speaking generally, it is one with woody stem and somewhat wiry branches, and with fine hair-like roots, which delight in a fibrous, peaty soil mixed with sand. Of such plants a Cape Heath, or, for that matter, our common Heather, may be taken as a type. There are a good many shrubby subjects which may be said to take an intermediate place, the successful management of which may lead up to the more difficult New Holland and Cape plants. Amongst these easier plants to grow, which are content with good loam instead of peat, may be mentioned the Shrubby Mimulus (*M. glutinosus*) with pretty salmon-buff blossoms of the Monkey-flower type, of which there is also a noteworthy crimson-red variety. One of the daintiest of the Calceolarias (*C. violacea*) may also for convenience sake be placed in this section. It may be grown out of doors; in fact, in a Dorsetshire garden under the shelter of a wall it grew into a good sized bush, 2 ft. at least in height, and flowered abundantly every season until an unusually severe winter killed it. Neither its foliage nor woody habit, nor its pale-mauve helmet-shaped flowers, are the least suggestive of any ordinary form



ERIOSTEMON MYOPOROIDES.



GLORY PEA (CLANTHUS PUNICEUS).

of *Calceolaria*, and it is always noticeable in a greenhouse, as it is by no means well known.

Hypericum chinense is another twiggy, low-growing shrub which is almost hardy, and will do well either in a pot or, better still perhaps, in a basket, which would suit its somewhat trailing habit. The large yellow flowers nearly equal in size those of the well-known St. John's-wort (*H. calycinum*) of our shrubberies, but are much more elegant from a peculiar Catherine-wheel-like twist of petals and stamens, and it may be reckoned a specially fine species of an interesting genus. The more familiar *Polygala dalmaisiana*, the purple flowers of which, with quaint little brushes of protruding stamens, is an old favourite, presents no difficulties of culture, needing nothing more than kindly pruning to keep it in shape. Another charming Australian Pea-flower is *Swainsonia galegifolia alba*, now well known and popular; it has been found to be hardy against a wall in a sheltered Cornish garden. This may be propagated best by cuttings, as the seed which it produces freely is apt to revert to the purple-flowered type.

All these sub-shrubs are more or less easily grown, and we will now take an example of one that will give more trouble. One of the most gorgeous of Australasian leguminous plants, *Clianthus puniceus*, is sometimes called the Glory Pea of New Zealand. Those who have seen some of the cottages near Porlock on the Somersetshire coast, with plants in full flower climbing almost to the eaves, will not be inclined to dispute the title. But it will not grow everywhere out of doors, and in that case must needs be considered a greenhouse shrub. Except for red spider, there is no special difficulty in its culture, but for a long time a finer species still, *C. Dampieri*, with black blotches on its scarlet flowers—which is not, like the other, an evergreen, semi-climbing shrub, but a herbaceous perennial—puzzled even experienced growers. The secret, however, has been discovered, and a very fine specimen in a

large basket hanging in the Himalayan House at Kew attracts much attention as well as admiration during its season. Success depends upon the grafting of the delicate *C. Dampieri* upon a more robust stock, either *C. puniceus* or, preferably, upon the nearly allied *Colutea arborescens*, a perfectly hardy shrub, more common abroad than in English gardens. The result of this grafting is to change the intractable *C. Dampieri* into a sturdy and easily managed plant, peculiarly well suited to the unheated greenhouse, as in a cool temperature it flowers for a length of time during the early months of the year. An account of a most resourceful method, adopted in some Continental gardens, has been published, and deserves to be quoted.

Seed of both stock and scion are sown in February; when the cotyledons of the young plants are sufficiently developed to handle, the terminal bud of the stock is removed, and that of *C. Dampieri*—the scion—is inserted instead. The union is not hard to effect under a bell-glass, but it is, necessarily, a delicate operation. The after-culture is similar to that of other plants of like nature. The pot or basket in which this fine species is grown must be well drained, however, and more than usual care is needed in watering, as it is stated that the foliage must not be wetted. Probably, also, as in the case of *C. puniceus*, the less the knife is used the better. This plan of growing *C. Dampieri* is worth attention, and I give it here, though I have not yet had an opportunity of testing it myself, as any gardener, amateur or otherwise, might be proud of rearing and flowering a good specimen of so grand a plant. It is not impossible that many cases of failure may have been due to over-kindness in the way of coddling, as the other species does so well in the open air in a genial climate.

To come to hard-wooded plants, more strictly speaking, some of the Heaths, such as *Erica hyemalis*, the later-flowering but fine and distinct *E. propendens*, and others, *Correa bicolor* and *C. cardinalis*, *Bauera rubioides*, *Epacris miniata*

splendens, *Hovea Celsii*, *Leschenaultia biloba major*, *Pimelia decussata*, and *Tremandra verticillata* are all suitable subjects, and likely, under careful treatment, to do well in the half-hardy house. Not long ago, in a somewhat shallow frame under a wall, I saw a batch of strong seedling Heaths, looking like a forest of sturdy young Spruce Firs in miniature, getting ready for a shift into their first pots. This was in the garden of a keen amateur, who had only taken up gardening a year or two previously, and was a bold venture ; but in gardening there is everything to be gained by making such experiments for ourselves. All such plants as the above require a compost of good fibrous peat mixed with sharp sand, and the potting must be very firm—a point which cannot be too strongly urged—as the hair-like fibres prefer a hard soil into which to root. Above all the soil must never be allowed to become very dry, yet the drainage must be good, as stagnant moisture is equally hurtful. The winter atmosphere of the house must be dry and buoyant, for which reason a very modest amount of warmth is necessary in time of severe frost or, more especially, in continued damp and still weather. Another important point in the treatment of hard-wooded plants is the judicious cutting back of the main shoots immediately after flowering. After this has been done, and as soon as a new growth has fairly started, the plants can be plunged up to the rim of the pots in cocoa-nut fibre or ashes out of doors to rest and ripen their wood for the next season's campaign. An annual re-potting is not necessary, but it should be given when required, just when the new growth has begun. Most of the plants named I have seen doing well out of doors in very sheltered Cornish gardens, therefore there is little fear that they will not do well in a low winter temperature under glass. Good cold frames or deep pits, however, as well as a conservatory, are indispensable in most gardens where the culture of plants of delicate nature such as these is attempted.

It may be useful to give the cultural details of *Hovea Celsii*, a very ornamental hard-wooded plant which has long been a favourite, though now not often met with, and of which the clusters of rich purple-blue Pea-shaped flowers are extremely attractive. This plant is more easily raised from seed than from cuttings, and the seedlings begin to make strong growth at once. As soon as they are large enough they should be potted singly in 2½-in. pots, and given a shift into a larger size as the roots touch the sides and require more room, care being taken not to allow them to become pot-bound. *Hovea* has naturally rather a loose habit of growth, and may be trained either as a standard or as a bush. If the standard form be preferred, the young plant may be allowed to grow as a single stem to a height of 18 in. (or more if desired) before the top is pinched out, when it will break into many shoots. If a bush be wanted, free pinching must be carefully attended to from the first to lay the foundation of a shapely plant. The soil and treatment otherwise are just the same as that of half-hardy hard-wooded plants in general, for which it will stand as a good object-lesson. It is to the disadvantage of this fine *Hovea* that it needs a large-sized pot before it comes to flowering size, but it is then very ornamental. *Leschenaultia biloba major*, with still more brilliant blue flowers, is another hard-wooded plant, better known, which has not the same drawback, as it will flower in a comparatively small pot.

To sum up the requirements of these somewhat exacting plants: A compost of sandy fibrous peat, pots well drained, plants firmly potted, protection given from actual frost, a cool, dry, airy house in winter, careful cutting back after flowering, open-air summer quarters where the pots can be plunged to their rims, and careful watering at all seasons. Where these directions can be carried out the growing of the finest hard-wooded half-hardy plants need present no insuperable difficulty.

CHAPTER XIII

ROSES

ONE form of usefulness, and a very desirable one, for which a cold greenhouse is well adapted, is for the growing of winter and spring-flowering Roses. The delight of having Roses, whether growing or for cutting, during the dull months of the year can scarcely be overrated, and it is astonishing how much may be done with a cold greenhouse in this direction. There are Roses both tender and hardy, and all are not suitable for the purpose, but, fortunately, some of the very best may be grown under good management, and will flower well out of season, without any forcing by artificial means other than the protection of covering glass. No doubt it does require good management to have pot roses in bloom in early winter, but we all know how, in favourable seasons, some of the very best of the Hybrid Perpetual section and Tea Roses will go on flowering in the open till nearly Christmas, and how in the warmer parts of our British Isles we may sometimes gather a handful of pink or crimson China Roses from some cosy nook in January, which are even more fresh and beautiful than during the heat of summer. Such late Roses, however, are apt to get sadly battered, nor can we always safely reckon upon them. It is a happy thing, then, for the mere Rose-lover that very many of the most beautiful Roses can be grown on their own roots, and cuttings may be struck which will make satisfactory plants by those who know nothing of the intricacies of budding, grafting, and the like delicate opera-

tions. Catherine Mermet, for example, one of the most charming of Tea Roses, will grow very easily from a slip taken off with a "heel," and inserted in sandy soil under a bell-glass; or it will even put forth roots in a small jug of water, into which a bit of charcoal has been dropped to keep it fresh.

The main secret is to take the slip or cutting in the right condition. Generally speaking, the end of the branch from which a flower has been cut, slipped off at the juncture with the stem, will be in exactly the half-ripened state most promising for successful rooting. It is true that own-root Roses take some time to grow into large plants, but an established bush is a precious possession and will go on for years. Cuttings may be put in out of doors from June to October—the earlier ones rooting the same season, while the later will break away in the spring. Such rooted cuttings make a good foundation for pot plants, and will give flowers, if properly cared for, during six months, more or less, of the year when the garden outside is bare.

The routine of Rose culture is a large subject, and cannot, of course, be fully entered upon in a short chapter the chief object of which is to be suggestive. One main point in the preparation of pot roses for winter flowering must, however, be in the unheated greenhouse—referred to here—the removal of every bud which forms during August and September, when the second flowering of both Tea Roses and hybrid Perpetuals may be naturally looked for out of doors. During the summer all pot Roses that have flowered in the cold greenhouse should be plunged in suitable quarters outside, so that they may make new growth and ripen their wood, and it is during the latter part of this period that they must be watched in respect of disbudding. In fact, our winter Roses will be in proportion to the judicious care and attention bestowed upon them, in watering, mulching, and so forth during this important resting-time. When they are brought under shelter again, in October,

there will then be strength to produce some welcome winter flowers, and though these may open somewhat slowly from want of sunlight during November and December, they will increase as the days grow longer and brighter. One way of getting extra vigorous plants from young-rooted cuttings is to shift them at once—either from the open ground or from pots—into those in which they are to flower, and which may be from 6 in. to 8 in. in size, plunging them during the summer in a gentle hot-bed made up of leaves and stable manure, giving at the same time a liberal top-dressing to each, but leaving the stems and foliage in full exposure to light and sun. After some weeks the heating material may be renewed, if the object be to obtain strong specimen plants quickly. The pots must not be removed too suddenly from the plunging material, as the roots will suffer if they are not gradually hardened off. I have tried a similar plan with other plants besides Roses, and have found it answer extremely well.

There is no doubt that for the highest success in Rose-growing for winter- and spring-flowering they should have a house to themselves, however small it may be. The construction of an unheated Rose house is a matter of importance, and depends upon the mode of culture decided upon, for Roses may be grown either entirely in pots or planted out in borders. In the latter case the lights should be removable, so that they may be taken off entirely during the summer—otherwise the Roses cannot thrive. A span-roofed house with an aspect from north to south, and resting on low walls, is the best form to adopt, whether for Roses in pots or in beds. When there is a border at each side it is a great temptation to plant some of the delightful Noisettes and climbing Roses in order to make use of the roof-space, but my own experience and that of others agree in condemning this plan, as it makes the centre of the house practically useless by over-shading. It is, nevertheless, not impossible to have climbing Roses,


even of vigorous sorts, where there is house-room, for they can be grown and will flower well in pots or tubs, and these can be turned out into summer quarters when the proper time arrives. On the whole, it is more satisfactory in a general way to grow Roses in pots, because they can be brought into the conservatory when in flower or placed in any other position where they can best be appreciated; while the Rose house during the summer may be utilised, if need be, for the production of tomatoes.

But a Rose-house, after all, is a luxury by no means indispensable, and we may do very well without one. Yet it is advisable to grow a good many plants—and by striking our own cuttings we can increase our stock without any limit save that of convenience—so that by slight variations of treatment the different batches may come into flower in succession. Some may be plunged in their pots; others, again, may be planted out in a sunny reserve-bed, and lifted and re-potted in October, which will retard them slightly, and disbudding may be stopped earlier or later. In this way there will be no difficulty in having Gloire de Dijon, or Souvenir de la Malmaison, or Mrs. Bosanquet, and some of the China Roses in flower from November to March, without any forcing, with others to follow in April and May.

It is not every Rose that will do well on its own roots, but the most suitable for growing in pots to flower in the cold greenhouse will be found mostly amongst the China and Tea Roses and their hybrids. The old pink Monthly Rose and the crimson Cramoisie Supérieure are never *de trop*, and will help to bridge over the darkest winter days. Catherine Mermet and her somewhat numerous progeny—the Bride, Bridesmaid, &c.—are all admirable (though not over vigorous) and deserve all the pains we can take with them. Maréchal Niel, of course, cannot be omitted, and roots very easily. It is generally grown as a climber, but this method has its disadvantages, and



ROSE NIPHETOS AS A POT PLANT.



*ROSE JERSEY BEAUTY AS A POT
PLANT.*

unless there should be a house devoted to climbing Roses, which is delightful when it can be done, it may be just as well to try other ways.

Besides these already named, a few of the best Roses for the purpose are Niphetos, La France, Mme. Lambard, Marie van Houtte and Anna Olivier. Général Jacqueminot, however, cannot be omitted, and Ulrich Brunner and Mrs. John Laing, all Hybrid Perpetuals, should do well. These may find a place in the most modest greenhouse, and will give untold pleasure. I had some Roses early in April which were lifted, as an experiment, from the cutting-bed as late as February 12, and brought into an unheated but sheltered greenhouse. These, without any previous preparation, made wonderful growth and are well set with buds already showing colour. They are planted for a special purpose in painted margarine-tubs, which I may commend to the notice of other gardeners as being useful and handy for many like purposes. This little bit of experience tends to show that fewer difficulties exist in growing pot Roses than we might suppose. In fact, it is no use waiting until everything we read of in books as essential is ready to hand. Now and then, and more often indeed than is supposed, a great success will reward very scanty opportunities, and my advice to a novice is to make a beginning by striking as many cuttings as possible. By so doing, we shall soon find out the best varieties to grow and the best method of cultivating those which we find will adapt themselves best to our own special circumstances.

CHAPTER XIV

HARDY PERENNIALS FOR SPRING

THERE are two seasons when a few good herbaceous perennials may be used with advantage for the decoration of the unheated greenhouse. In the earliest months of the year, while winter still lingers, they are wanted, not only for the sake of variety, but that we may forestall the tardy spring. Again, towards the end of September, when the first frosts may come any day to rob us of our border flowers, it is well to be able to prove that the plant world is not peopled solely with Chrysanthemums. In the one case, they must be gently forwarded by all means at command ; in the other, with some exceptions, they must receive special treatment to retard their flowering. In a greenhouse in which absolutely no means of heating exists, the gentle persuasion of hardy plants to earlier flowering afforded by a glass shelter is of special value. Another phase of the same practice, namely, the protection of plants which flower naturally during winter, has already been considered under the head of the Alpine House ; but a good many perennials of larger growth than most alpines, suitable for an ordinary greenhouse, may be mentioned here. *Adonis amurensis*, a somewhat recent introduction, is one of these, and differs but little from the better known *A. vernalis*, though it is scarcely so fine a plant, but its bright yellow flowers are amongst the earliest of the year.

Christmas Roses (*Helleborus niger*) can fairly claim a foremost place in the winter list. These are not always easy to


manage as pot plants. One of the most successful growers I ever knew was a farmer's wife, whose Christmas Roses were always to be envied. These used to divide their yearly cycle between a deep earthenware washing-pan, in which they flowered, and a shady border under a north wall, to which they were banished as soon as the flowers were past their best, but not neglected, for they received a generous mulch of farmyard manure and an occasional drenching with rain-water, not wholly free from soapsuds, during hot and dry summer weather. When the buds had gained some size in the late autumn, the clump was carefully lifted without disturbing the roots and reinstated in the brown pan, whose winter station was on the broad windowsill of the best parlour.

Here, sheltered from wind and rain, the flowers opened, pure and fresh, in due season. No better system than that adopted by my old friend can be followed, though a broad, deep garden-pan, with drainage-holes complete, may be substituted as more fitting for the greenhouse, though it is doubtful whether it would prove an actual gain. To prepare such a plant the root-stock of an old clump must be carefully broken up into pieces, each with growing buds and some of the black fibrous roots attached, from which the species derives its name. The only right moment to do this is just when the greening sepals show that the flowering time is over and active root growth is setting in, and these flower-stems should be cut away to prevent an effort to seed. After planting the pieces, not too thickly, the pan should be plunged, preferably in a border shaded from midsummer sun, and the surface mulched to keep the roots moist and good. It is very possible that there will be no flowers the first season, as Hellebores dislike root disturbance. After the first year the plant should be turned bodily out of the pan into the border during the summer and replaced in autumn, which can be done with very little meddling with the roots.

Astilbe japonica, popularly known as *Spiræa*, is a true garden perennial, which flowers out of doors early in summer, and is valuable from doing well in shady places, but it is so universally grown as a greenhouse plant that this fact is generally forgotten. *A. chinensis*, which is quite distinct from the Japanese species, with which it must not be confused, flowers rather later in the open air, but answers well under pot culture. Its taller growth and branching, feathery flower-spikes make it a most desirable addition to the greenhouse. The handsome but tender foliage, as well as the pretty delicate flowers of the various species of *Epimedium* also, are never seen to better advantage than under glass, where they are secure from rough weather.

There are a good many well-known garden plants which may usefully be employed in the same way for the cold greenhouse. *Orobus vernus* is valuable for pots early in the year, when its clusters of blue-purple Pea-flowers are very spring-like and welcome. Several varieties of it exist, and it is easily raised from seed. *O. variegatus*, which flowers later, may also be tried.

The large-flowered Forget-me-not (*Myosotis dissitiflora*) is a gem of the first water, and may very successfully be grown in pots or in zinc troughs about 4 in. wide as an edging for groups of plants to hide unsightly pots. These troughs may be made of any size and shape, and have been found extremely useful filled with growing plants of this Forget-me-not or of white Rock-cress (*Arabis albida*) in church decoration, especially for windows, being less perishable as well as less formal than many of the designs used for the purpose. Shelter in early spring is peculiarly acceptable to this Forget-me-not, as the first flowers are often injured by frost. It is a good plan to grow some spare plants in an outside border, that they may scatter their seeds, and to use these strong self-sown seedlings, which answer far better than cuttings, for



BROAD-LEAVED SIBERIAN SAXIFRAGE
(*MEGASEA LIGULATA*).



SHORTIA GALACIFOLIA.

potting in the autumn. In Italy the large-leaved Saxifrage (*S. crassifolia*) is used as a pot plant in all sorts of positions—on terrace-walls, on the balustrade of a sunny *loggia*, sometimes even in the half-shadow of an over-springing archway. The pink clusters of flowers rise well above the thick oval leaves, and the good effect of the old-fashioned plant thus grown takes one by surprise. To get the ruddy flush of leafage which they will put on in full exposure, the plants must live out of doors, and be brought into the greenhouse only in the depth of winter. There is a charming white variety of this species very little known, and both should be noted.

Some of the *Doronicums* are bright and sunny-looking. The dwarf *D. caucasicum* responds quickly to kindly shelter, and opens its big yellow Daisy-like flowers very early in the year. The tall *D. excelsum* comes into bloom a little later. It is apt to flag in the hot spring sunshine, and must be kept as cool as possible.

Another favourite and good plant is our old friend *Dielytra*, now called *Dicentra spectabilis*. It is a hardy perennial, but in some parts of the country the succulent stems and sprays of graceful pink flowers are often damaged by late spring frosts.

Another very charming hardy perennial is the white form of the Peach-leaved Bell-flower (*Campanula persicifolia*). To get it to flower in early spring requires considerable forethought, as the foundation for the next season must be laid in the previous April, but the way to manage it is as follows: Good side-pieces must be chosen which show no sign of sending up flowering stems, or the plant will be in bloom before it is wanted. These should be potted firmly in good loam, in 7-in. pots, and plunged at once in an outside border. In the autumn the pots must be transferred to a cold frame, like most other plants which are being brought on gently for


early flowering, and later be removed to the greenhouse, where the spikes of pure white flowers will be very acceptable. There are many garden forms, single and double, of this Bellflower, of which the type is blue, but a very good one for the purpose in view is that known as the large white Cambridge variety.

The preparatory process thus sketched will be found useful for other herbaceous plants, and may be tried with modifications for any perennial which seems in the grower's fancy to be suitable and desirable. *Heuchera sanguinea* with its spikes of carmine-red, *Tiarella cordifolia*, the feathery white plumes of which are never out of place, though never so lovely as in their native woods, the long-spurred Rocky Mountain Columbines (*Aquilegia coerulea* and *A. chrysantha*) are all wild flowers of the New World, well known now in our best gardens, but they may be pressed into the service of the cold greenhouse should circumstances suggest their use. It is a well-known fact that plants can be educated, so to speak, to change their time of flowering. A species, for example, which flowers naturally in June, by an alteration of treatment and temperature may be induced to bloom in April. The following season, in all probability, with the same treatment, the flowers will appear a month earlier, until, instead of midsummer, that particular specimen gradually becomes accustomed to open its flowers in spring. This tendency to change of habit is a very useful one, and should be turned to the best advantage by the cold-house gardener.

Primroses of several different types are valuable in the earlier months of the year, and follow each other in obliging succession. Dean's hybrid forms of the common Primrose (*P. acaulis*) make pretty groups of many shades—pure white, lilac, and deep crimson being found amongst them, as well as the normal Primrose colour. In arranging these in a greenhouse it is well to group them in gradations of one colour,



PRIMULA MARGINATA.



AURICULAS.

otherwise the variety is so great that they are apt to lose their refinement of character, which is never the case when care is taken in the juxtaposition of tones. The fine race of Polyanthus Primrose may be used in the same way, and if there be no wild garden or bit of mossy woodland where they can be grown as Nature would have them, it is a moot question whether the next best way of enjoying these beautiful plants is not in the cold greenhouse, coaxed into flower a little in advance of their kith and kin out of doors.

Primula Sieboldi, of very different character to either of the above, is another elegant species, especially when the best hybrid forms are chosen, as the type unfortunately has flowers of rather an ugly shade of rose-purple, but this has been much improved upon by careful selection and inter-crossing. This Primrose throws up its tall slender stems and clusters of six to ten large flowers well above the pale green leaves, and is very distinct. It is also better suited for pot culture than for the garden on account of the thin fragile nature of both flowers and leaves, which are, moreover, deciduous. The creeping rhizomes, which are slender and not very noticeable, are apt to be dug up and lost in the open border, and therefore it is a good practice to divide and re-pot the plants as soon as the leaves show signs of dying down. The pans—for these are best for this Primrose—can be plunged in a shady place to take care of themselves until the time arrives in the autumn to remove them to the frame or greenhouse, when they will need nothing more than a little top-dressing. Auriculas, too, of the so-called alpine section, are very good, and it is interesting to raise seedlings both of Primroses and Auriculas, taking care in the first instance to buy seed of a thoroughly reliable strain, and afterwards, by rigorous selection and casting away of all doubtful and mixed colours, to work up a first-rate stock of one's own choosing. All these are common, everyday plants, yet a most effective greenhouse

display can be made in early winter and spring out of materials such as these, with a few bulbs and hardy greenery to match.

It is more interesting still to grow uncommon plants. One such, not to wander from the Primrose, is a Javan species, which has been known for perhaps half a century to explorers by the name of the Royal Cowslip, but is, nevertheless, comparatively new to cultivation, and is still rarely met with. The climate of Java is tropical, but it has lofty mountains, whereon, at an elevation of some 9000 ft., *Primula imperialis* is found in company with Buttercups, Violets, Honeysuckle, and other familiar English plants, choosing, however, only to grow in moist, cool spots, under the shade of bushes or in thickets. As far as is known, this particular species is to be found in no other part of the world. To give some idea of this giant of its race, it may be said that it sends up a stout flower-stem some 3 ft. high, from a rosette of very large and long, Primrose-like leaves. The flowers, which are borne in whorls—in this respect resembling some other Asiatic Primulas—are of a shade of yellow, deepening into orange, peculiar to itself, and it is in all ways, when well grown, a fine and striking plant. The difficulty has been to get foreign seed to germinate, but ripe seed has now been perfected by home-grown plants, and probably it only needs, like so many of the Primrose family, to be sown as soon as ripe to sprout quickly and freely. The Royal Cowslip may be given as a type of many another rare and beautiful plant which will adapt itself, under loving culture, to the cold greenhouse. Nevertheless, it takes some enthusiasm, no less than painstaking, to enable us to get off the beaten track of everyday garden routine and seek out for ourselves the far-off treasures of distant lands.



SYMPHYANDRA WANNERI.



CAMPANULA ISOPHYLLA J.B.A.

CHAPTER XV

AUTUMN PERENNIALS UNDER GLASS

IT is easy enough to have plenty of bright flowers under glass in late autumn where an average temperature of 50° to 60° Fahr. can be maintained, but when there is no heating apparatus or merely a portable one, plants must be chosen warily. Chrysanthemums, no doubt, are the mainstay of all gardeners for conservatory decoration at this season, and are as available, being hardy perennials, for unheated as for heated houses, though the flowers have a tendency to damp off in chill, foggy weather. No one would wish to be without such old but fine stand-by varieties as Mme. Desgranges and its bright-coloured sports, Source d'Or, Mlle. Lacroix, Bouquet Fait, Cullingfordii, and others, not forgetting some of the delightful single forms, grown naturally as free-flowering bushes. For our special purpose, early, and mid-season varieties are more to be recommended than late ones. It is true that nothing else can quite take the place of chrysanthemums in greenhouse decoration. They are so universally grown, however, and it is so easy to get information on all points with regard to them, that it will be more profitable to inquire what other flowering plants are attainable from Michaelmas to the end of the year.

Naturally, we think first of the few late-blooming perennials which, though quite hardy, are likely out of doors to have their flowers either crippled or wholly destroyed by early frosts. One such, often grown in pots on this account for

the greenhouse, is *Stokesia cyanea*, a fine composite, with blue Thistle-like flowers. There are two varieties—a fact which has only recently been made known—and as one of these is summer-flowering, care should be taken to get the right sort for late work. *Aster grandiflorus*, the latest of the Michaelmas Daisies, is sometimes treated in the same way, as it seldom perfects its large blue flowers in the open border. *Senecio pulcher* is a good late-blooming Groundsel, with red-purple flowers, which may be put into the same list. It is interesting to grow it from inch-long root-cuttings in early autumn, like Seakale, thus securing fresh plants every year, and the best effect is made when several plants occupy a broad, deep pan to form a clump. The colour of the flowers, unfortunately, is one that contrasts badly with most others, which is a drawback. A very good low-growing plant belonging to the same genus, *Senecio Kæmpferi*, may be mentioned here, though it is somewhat more tender. It has broad, handsome foliage, splashed with white and a touch of pink, and is worth growing both for its leaves and flowers. It bears a loose cluster of large yellow Daisy-like flowers, and is more often seen in Belgium and elsewhere on the Continent as a window plant than with us. This is not to be confused with *Farfugium grande*, with round yellow spots on its green Coltsfoot-like leaves, which is, perhaps, a greater favourite with English folk than it need be.

Chrysanthemum serotinum, better known amongst herbaceous perennials as *Pyrethrum uliginosum*, rears its great height and holds up its flowers high above our heads in the autumn garden, unless the precaution is taken of heading down the plants in early June. These tops may be put in as cuttings and make excellent little pot plants, proving very useful in the greenhouse during October and November. The Winter Cherry, *Physalis Franchetti*, is striking and handsome for late autumn when grown with several stems

and hung with its vivid orange-scarlet capsules. It is much finer in every way than the old *P. Alkekengi*. The first frost makes the leaves drop when the plant is out of doors, but with the protection of glass we get foliage with the brilliant lanterns, which is a great gain. Another hardy Japanese perennial—*Tricyrtis hirta*—which is, strictly speaking, a miniature Lily, with a short, creeping root-stock, makes an admirable late cold greenhouse plant. Its pretty mauve-white flowers, spotted with lilac or purple, are very Orchid-like in their effect, and are borne pretty freely.

Carnations of the self-coloured Grenadin type, which are chiefly white and scarlet of various shades, are invaluable for autumn flowering. If the object is to ensure really good flowers it is a good plan in the first instance to raise a batch of seedlings from reliable seed of the best strain, which should be allowed to flower the first season in the open ground. Many variations will occur amongst them, and a strict selection of the finest must be made for future stock. Any tendency to throw up flower-stems in the spring must be kept in check, and layers should be laid early in the season, before midsummer if possible. When thoroughly rooted, which will be in about six or eight weeks from the time of layering, they should be transferred to 5-in. pots, and it must be borne in mind that Carnations, of all plants, like very firm potting to ensure good flowering. If all goes well flower-stems will soon begin to appear, and a cold frame will be sufficient to bring them on until they are ready for the greenhouse.

For hanging-baskets or pans raised to a position near the eye, a creeping Himalayan perennial, familiarly known as the Shamrock Pea (*Parochetus communis*), which flowers naturally in October and November, is extremely pretty, both in its twin Pea-flowers of pale stone-blue and its large trifoliate leaves. It is also more satisfactory to flower under glass than out of doors, even on the most sheltered rockery. For the

same purpose two Italian Bell-flowers, *Campanula fragilis* and *C. isophylla alba*, are invaluable, the latter being the more easy of the two to grow into a fine specimen. A little early pinching-back of the shoots will help to retard their flowers till late autumn, when they are very welcome. Though these are both natives of sunny Italy, they prefer partial shade when under glass. A fine blue variety, *C. isophylla Mayi*, named after its raiser, has recently been introduced.

So far, mostly quite hardy plants have been under consideration, but there are a good many half-hardy perennials which may be used, with a little careful preparation beforehand, for the autumn greenhouse. Two or three dwarf species—not varieties—of *Dahlia*, for example, come in very well to fill up a gap at this late season. *D. gracilis*, a slender-growing Mexican plant, with bright scarlet single flowers and finely cut leaves, is good and showy, only care must be taken to secure the true species, and not some coarse-growing seedling masquerading under the name. *D. glabrata* (syn. *D. Merckii*) has smaller lilac or white flowers, but produced very freely; while the Black Dahlia, so-called (which is not really a *Dahlia* at all, but *Cosmos diversifolius*), makes a good foil with its dark brown, velvety petals. These can be raised from seed, and answer best if they are grown in pots plunged out of doors during the summer, and all the strength thrown into the growth by the removal of all buds until the plants are wanted to flower. *Arctotis arborescens*, a very beautiful, but rather tender, perennial, often used for summer bedding, comes under this class. It is somewhat bushy in habit, and likes plenty of room, but it is well worth taking any pains to get its large creamy-white flowers in autumn. These are tinged with pink on the under-side of the petals, and the fine grey-green foliage sets them off to great advantage. How true it is that no greenery goes better with any flower than its own leaves. Another species, *A. aureola*, has glowing orange flowers, which



CAMPA ULA HYBRID FERGUSONII.



SALVIA AZUREA GRANDIFLORA.

it produces till quite the end of the year out of doors in the Isles of Scilly, and would probably answer as well as the larger-growing *A. arborescens*. Alas! they have one fault, they close in dull weather.

Paris Daisies, both white and yellow, grown from spring-struck cuttings, make delightful autumn plants when plunged out of doors during the summer, and the points of the shoots carefully pinched out to make them bushy. There is something so innately cheery about them that, common as they are, they may not be left out of our year-end programme.

Several of the hardier *Salvias*, treated in the same way, make fine and useful plants. They are so quick-growing, as a rule, that after the cutting stage is passed they require several shifts during the season, until finally they reach a 9-in. pot, in which size they should flower well. Severe pinching is also necessary to make them compact, but in any case they take up more room than most plants. For a strictly cold greenhouse it is better to be content with such species as *S. Pitcheri* (syn. *S. azurea grandiflora*), *S. coccinea superba*, *S. Hians*, purple with spotted lip, and *S. patens*, well known, with deep blue flowers, of which there is also a white form, rather than the more tender species. In a good season, however, and with the temporary help, on occasion, of a heat radiator, *S. splendens*, with its brilliant scarlet spikes, *S. gesneræfolia*, and *S. rutilans*, but with Pineapple scented foliage, may be successfully grown, though they need a genial temperature of at least 50° to develop their flowers satisfactorily. The cultural treatment of both hardier and more tender species during the summer is identical.

The subject of retarding flowering plants by refrigeration, which is coming so much into vogue, can hardly be passed over without some reference here. It is now quite possible to procure many different kinds—perennials (such as *Astilbe japonica*, better known as *Spiræa*), bulbs, represented by

several species of Lily, and even hardy deciduous shrubs, like *Azalea mollis*—ready prepared to flower in the autumn greenhouse. These will, probably, require special care to bring them to perfection after the severe ordeal to which they have been subjected. But the amateur who loves his plants, and desires to know more of the unstinted variety which the garden of the world offers to the seeker, may do better than to hark back to spring when so great a wealth of autumn flower is within his reach. There is more show of reason for helping autumn and spring to clasp hands over the sleeping form of winter.

CHAPTER XVI

ANNUALS AND BIENNIALS

NOTHING is more dismal and ugly than a greenhouse left bare and empty of its proper occupants. Not seldom, indeed, it then becomes a storehouse for all sorts of garden lumber, the untidiness of which it fails, unluckily, to hide. Yet it is not an unlikely thing to happen that one finds one's self at some time or other with a greenhouse on one's hands, yet for a period too short to accomplish much in the way of plant-growing. A year's tenancy of house and garden is, in truth, for gardening purposes, an awkward gap to fill. It is, of course, open to any such tenant to put the conservatory into the hands of some neighbouring florist should there be one within easy distance, and under some circumstances this is, doubtless, the best way out of the difficulty. If the greenhouse, however, happens to be unheated a professional gardener will probably shake his head in despair of doing himself any credit during the winter months, and, beyond supplying a few evergreens in pots, may even decline altogether to attempt any floral decoration until the spring. It is not to be denied that there are considerable obstacles in the way, and for the winter almost everything depends upon the time available for preparation; but a good deal may be done, at the cost of a few shillings and a little time and trouble, with annuals and biennials or certain other plants, possessing, strictly speaking, a longer term of life, but which may be treated as such. A few suggestive hints as to the most

suitable may be useful, not only to those who mean to depend entirely upon such yearlings, but for others, who will find many of them exceedingly valuable, if not indispensable, additions to their flowering plants. Where time fails to raise these for ourselves it is generally possible to buy strong seedlings of ordinary sorts ready for potting, so that we need not wholly despair of procuring decorative material of this temporary nature, and with little outlay.

Annuals are often regarded with some contempt, but it may be traced in most cases to failure in growing them well, resulting mainly from the initial mistake of sowing the seed too thickly. Seed is often minute, marvellously so when one thinks of the germ of life and the earliest food for that germ which is, in one way or another, packed up in it. It does not at all follow, however, that the plant produced from a microscopic seed should require to be looked at through a magnifying glass when full-grown, and this we must always take into account. A single seedling of *Nemophila* or *Limnanthes* will make a grand free-flowering specimen if allowed proper scope, when a dozen cramped into the same space will be utterly worthless and disappointing.

Seeds, minute or otherwise, must not be sown too thickly, and with the larger kinds, like *Tropæolum* or *Lupine*, it is a good plan for indoor work to put them singly into the smallest pots and to shift them as required into larger sizes. Annuals, again, under these circumstances must never in the earlier stages be allowed to get pot-bound, needing constant attention from the first, until they get their final transfer into the flowering-pot. Hardy biennials may often, on the contrary, be planted outside with advantage to make their growth before being potted for the greenhouse, which is a great saving of time and labour. These require a somewhat longer time to bring them to the flowering stage, and are generally sown one year to flower the next. The time of their flowering depends



HYBRID CINERARIA, KEW.



MARGUERITE CARNATIONS.

in most cases on the time of sowing and subsequent culture—a statement not so obvious as it may seem at first sight, because they are sometimes contrary in their ways, and may, if they are in sulky mood, pass over a whole season.

A houseful of Wallflowers in midwinter, some in flower and some coming on, would be no mean success to attain. The full red-brown of Harbinger and the clear yellow of Belvoir Castle, which are amongst the earliest to bloom, are at all times beautiful, and other later well-known varieties, to be found in every seed list, will give intermediate shades never out of harmony with each other. Wallflowers are really perennial in duration, though not very long-lived, but as they flower within a few months of sowing, they are commonly treated as annuals. For very early winter the first sowing is best made in April, and a second may follow three weeks later. Where there is a bit of garden ground the young plants may be pricked out 3 in. apart in rows with not less than 6 in. between the rows. Later on, when they begin to require more room, every second plant may be transferred to a new row, allowing 6 in. between each of them. Here they may remain until October, when they can be potted in 5-in. pots for flowering in the greenhouse. Where there is no garden, boxes or zinc trays may be made to serve the purpose. In either case care must be taken to keep the plants weeded and watered in dry weather. Wallflowers are hardy things—never more so than when grown on the scanty foot-hold of a crumbling wall, their natural home. Cultivation in rich soil tends to make them less hardy, and the shelter of glass, therefore, is very welcome in severe and especially in windy weather, and will also hasten the flowering time. Double German Wallflowers are very popular and handsome with their quaint purple and Primrose tints, but they are more tender and not so fragrant as the smaller-flowered common

sort. They come into flower later, and the seed need not be sown till May.

Stocks, which are mostly biennials, are neither so hardy nor so early as Wallflowers, but they are very useful, and if seed of the intermediate section be sown in June and treated much in the same way as recommended for Wallflowers they will flower quite early enough to take their place when the Wallflowers begin to grow shabby. Some experts prefer to grow them entirely in pots, giving them shifts into larger sizes as soon as the roots touch the sides. All-the-Year-Round is a very fine white variety, and there are crimson and purple shades in the same strain. For a later display the annual Ten-Week Stocks may be sown as early as February under glass, and, with good cultivation, will be in fine flower long before any of their kind out of doors. The large, sweet-scented flowers of this section are very beautiful in the infinite variety of their delicate tints.

Scarcely any introduction of recent years has been more welcomed than that of the annual Margherita Carnations of Italian origin. Sown early under glass, planted outside as soon as the seedlings are strong enough, and allowed room enough to develop, they will grow during the summer into vigorous plants well set with buds in time to be potted with other things for winter flowering. If the season be favourable many buds will open before Christmas, and with a good strain of seed, which is always a most important factor in the case, a very large percentage of the plants will give fine double-fringed flowers of refined hues. The single "rogues" are also extremely pretty, and by no means to be despised as decorative plants. Few people realise how well the common white Pink, as well as its rose-coloured form, treated practically as biennials, respond to gentle forwarding under glass. Tufts of cuttings or divisions of old plants put out in new soil in rows in May can be lifted and potted in September. They

may then stand out of doors with the pots plunged in ashes until Christmas or thereabouts, and will come into flower about nine weeks after being brought in. How welcome they are, filling the greenhouse with sweetness on an April day, none can tell but those who have tried them.

Sweet Peas are a great stand-by, but it is essential that they should be sown about midsummer to come in for very early blooming. Three seeds sown in a small pot, and transferred with as little disturbance of the roots as possible into larger sizes, and grown out of doors, will make beautiful specimen plants. They may be pinched back now and then to make them bushy, and will flower well in a 10-in. pot; but they should be brought under shelter before the first early frosts at the end of September or they may receive a check which will retard their blooming. Eckford's good varieties offer abundant choice of colour, and these should be kept distinct, as mixtures are seldom desirable or effective.

Any of the hardy annuals which are recommended in the seed lists for autumn sowing, which usually means August and onwards, may be tried with a fair chance of success, and should flower by relays from early spring. Mignonette will scarcely be overlooked. The old-fashioned kind, though not so large or handsome as Machet, Parson's White, and some of the Covent Garden strains, is the sweetest of all. Three seeds sown in a small pot, the strongest only to be retained, and re-potted as required in rich soil, will give very satisfactory results.

Tender annuals for summer and autumn blooming, such as Astors, Tropæolums, Mimulus, *Nemesia strumosa*, *Salpiglossis*, *Celosias*, *Martynia fragrans*, &c., must be sown under glass in March, April, or May, according to circumstances, and require a good deal of care in pricking-out, potting, and in some cases pinching-back, with as much open air as possible to prevent their spindling. These may be so timed as to flower until

late autumn. Greenery should not be forgotten, for which the Japanese Hop, Zea Mays, and some of the elegant annual grasses, will answer well. The biennial Fish-bone Thistles (*Chamæpuce Casabonæ* and *C. diacantha*) are also very useful for this purpose. *Cosmos bipinnatus*, with its finely cut leafage, makes an effective foliage plant while it is young, and a few out of a batch of seedlings might be reserved for this purpose, but the plants intended to flower will do better if summered out of doors. This, being one of the latest of autumn-blooming annuals, is not very satisfactory in the garden for our climate, but if grown under generous conditions it is exceedingly ornamental in the greenhouse during October and November, either in its white or light purple form.

I will transcribe a short extract from a book seldom to be met with in the present day—Mrs. Loudon's work on annuals, which is well illustrated with coloured plates. The hints there given have been very useful to myself, and they form a guide for the general culture of annuals in pots, whether autumn or spring sown. I quote the following passage verbatim, but it will be noticed that in the case of *Rodanthe Manglesi*, the plant in question, the time of sowing is stated to be April, *Rodanthe* being half-hardy, but the same cultural directions are applicable whether the seed be sown in autumn or in spring, *i.e.*, whether the annuals be hardy or half-hardy.

“The seed was sown on April 5, in pots filled with three parts peat, or rather heath-mould, and one of loam. In the first week of May, when the plants were still in the seed-leaf, they were pricked out singly into small 2½-in. or 3-in. pots. In a week's time they were shifted into rather larger pots, and this shifting was repeated six times, always into rather larger pots, till the middle of August, when the plants were in 9½-in. pots, and when they were first allowed to flower. On September 14, when one of these plants was sent to us by Captain Mangles, it was 1½-ft. high about

4 ft. in circumference, and had a thousand expanded flowers upon it, besides innumerable buds, which have continued expanding ever since, and it is still (November 1) a blaze of beauty. It is watered every morning with a little warm water, and the dead flowers are cut off as they fade. 'The great art,' says Mr. Goode, in the manuscript directions sent us by Captain Mangles, 'is to prevent the plant from growing upwards, and to cause it to increase and expand in breadth instead of length.' To do this, all that is required is to watch it well, and the moment the roots have nearly filled the pot, to transplant it into a larger one. By constantly attending to this, the plants will grow thick and shrubby in their character, and while the shoots will grow strong and capable of bearing a most profuse floration, the beauty of the plants in shape will be greatly improved." This may be old-fashioned practice, but nevertheless the above passage is highly suggestive, and it proves that an annual plant may be grown into a fine specimen, even though it may live out its life in a succession of pots. The same routine of treatment will answer equally well for biennials.

One or two dwarf annuals of a succulent character are well adapted for summer flowering under glass—Portulacas, which enjoy the extra heat and are delightfully gay in their vivid colouring of crimson, yellow, and purple, and the free-flowering *Mesembryanthemum tricolor*, pink and white, with a dark eye. These should all be sown very sparingly, as they are apt to resent transplanting, and do better if they are thinned rather than pricked out, looking best when grown in shallow troughs or pans.

The different varieties—orange, yellow, and white—of Iceland Poppy (*P. nudicaule*) do well treated as biennials, and, sown in autumn, make charming pot plants for early spring.

For those who like to travel out of the common track, two

beautiful species of *Pentstemon*, not very often met with, may be added to the biennial list. *P. Cobæa* is a Texan plant which blooms naturally late in autumn and has long, shining, deep green leaves and spikes of bell-shaped lilac or white flowers. Being very viscid they attract insects to such a degree out of doors that their beauty is sometimes marred by the small victims which cannot get free from the sticky trap, but they make very fine pot plants. *P. Murrayanus* is quite distinct from the last, having glaucous leaves and bright scarlet tubular flowers, and there are garden varieties distinguished, as *Grandiflora*, of different shades of rose and violet. Both these species, which are quite different to the well-known border *Pentstemons*, do better sown in early autumn and protected during the winter either in a cold frame or greenhouse, as they are somewhat tender, but are well worth growing by those who do not begrudge time and trouble.

As a garden experiment, which probably has never been attempted, it would be interesting to prove what could be done in the way of cold greenhouse decoration by the use of annuals and biennials alone. To this end I will gather the hints given above into four distinct rules :

1. Pot off singly while still in the seed-leaf.
2. Shift several times into pots a size or two larger than the last, to encourage root-growth.
3. Use rich soil and water often with weak soot-water, which is a good and safe stimulant.
4. Pick off all early buds until the plant is sufficiently strong to support a luxuriant bloom, and remove all withered flowers as they fade, to prevent the formation of seed. Sometimes it may also be desirable to pinch out the point of the leading shoot, so that laterals may be thrown out below to make a shapely plant.

The successful cultivation of annuals is, in fact, a fine

art, and may be summed up in the garden-lad's definition of gardening, "A-doing of things at the right time"—a maxim instilled into his understanding, no doubt, by a past-master of the craft, and which applies with double force in the case of this handsome but short-lived section of plants.

CHAPTER XVII

HARDY ORCHIDS

To include Orchids in a series of plants eligible for an unheated greenhouse may seem, at first sight, to be out of the question. Nevertheless, in hardy terrestrial orchids, there is a tolerably wide field open for experiment, and for the sake of those who find in this special class the acme of all that is beautiful in plant life, it is well that it should not be omitted. Terrestrial Orchids include some very fine genera, in which many of the species are hardy, though others of the same genus inhabit the Tropics—a well-known example being found in *Cypripedium*. Besides the handsome Cape Disas—the purple-flowered *Bletia hyacinthina* (China), which was long grown in stove-heat until it was discovered to be quite hardy enough for out-door culture—and the hardy *Cypripediums*—there are great numbers of ground-Orchids found in all parts of the Temperate Zone which may be ranged under the popular head of *Orchis*. The flowers of many of these are very fine, while others possess exceeding interest from their mimicry of various insects, like the Bee and Fly orchises of our own chalk downs and their fringing woodlands. A collection of some of the best of these is well worth growing, and quite sufficient in itself to take the shape of a very good hobby, including both hardy and half-hardy species, though all would need treatment differing from most ordinary plants. It would be well, therefore, for any one taking up their culture to make a speciality of them. To see these plants in their



CYPRIPEDIUM ACAULE.



ORCHIS LATIFOLIA.

native *habitats*, makes one long for a closer acquaintance with them. Never shall I forget one spring morning on the Appian Way, when the grassy borders of the wide Roman road were bright with patches of *C. papilionacea*—a painted beauty, not to be confounded with our modest white butterfly *Habenaria*—and bee-and-spider-like *Ophrys*s of various species, and the delight of gathering new kinds amongst them. A mental note was registered on the spot that the next venture in cold house experiment, when opportunity offered, might well be on some of these quaint and lovely plants. For here I must confess that I am about to trench on the cultural experience of others, rather than on my own; yet knowing, by ocular demonstration, how much may be done in this direction, it seems better not to leave out entirely so important a group.

It is quite possible to procure, both from foreign and English dealers, tubers and roots of the most desirable species of terrestrial Orchis, African and American as well as European. The chief difficulty is to make sure of their having been collected at the right season—a too frequent source of failure. Most of this class will do well in deep pans, in light, turfy loam, alternating as to quarters between a cold frame in summer, and a greenhouse in winter from which, for the half hardy kinds, frost is just excluded. One reason why the interesting South European Orchises are hard to cultivate satisfactorily in our climate out of doors seems to be the same that often arises with bulbous Iris and other alpine plants—growth begins too early, and they cannot stand the crippling alternations of frost and thaw. This trouble is overcome where such plants can be given the shelter of a cold house.

The fine Madeiran Orchis *foliosa* is well known, and is a robust and very ornamental plant for the unheated greenhouse. It grows to a height of 18 in. and upwards, and the handsome spikes vary in colour from a deep shade of purple to pale rosy-lilac. Being one of the easiest to manage, and

increasing year by year under good treatment, it is one of the best upon which to try one's 'prentice hand. As an example of quite another type, *Calypso borealis*, a small but very choice bog species, may be quoted. It is scarcely 4 in. high, yet the plants in the Alpine House at Kew attract many a visitor who knows their rarity, and can admire beauty in miniature. Unlike *O. foliosa*, and the *Ophrys* or insect-like section, which are mostly found in dry, open spots, this little North American gem delights in shade and bog-soil, like our own marsh Orchises, and will do well in a spongy compost of sandy peat and loam, to which some chopped sphagnum moss would be a good addition. The same treatment will suit *Goodyera pubescens*, with silver-veined leaves.

On the whole, the hardy bog-Orchids seem to be more easily managed than those of the insectiferous section. Most of them can be successfully grown in pots or pans in the compost already recommended and surfaced with living sphagnum, which keeps the soil moist and cool and is as near an approach as can be made to that of their native haunts.

Hardy Lady-slippers (*Cypripediums*), for example, would form a grand addition to the cold Orchid-house. *C. spectabile*, the pink and white Mocassin Flower of North American swamps, is one of the most vigorous and best known of these, and finds a place in all good English gardens provided with suitable positions for bog plants. Once upon a time, when crossing a long stretch of swamp in Canadian backwoods settlements, in a rough country waggon, bumping along as the creaking wheels rolled over the unsteady logs of a corduroy-road, I remember seeing this lovely *Cypripedium*, for the first time, growing in massive clumps with other ravishing bog plants, and being sternly forbidden to attempt to gather one of them at peril of sinking shoulder-deep in the ooze, if not risking life itself. It was a hard trial at the



CYPRIPEDIUM PUBESCENS



GROUP OF SARRACENIAS.

moment for a young and wilful enthusiast. In such a spot, Mocassin Flowers can be seen at home at their real best. But I am not sure—since we cannot in our English gardens emulate the wild luxuriance and tangle of the native bog, which is picturesque, but malarial withal—whether the most enjoyable way of growing such bog plants is not on the lines I have here ever so slightly suggested, so seldom is it that one sees them entirely at their ease in the bog-bed. Two or three species of these hardy *Cypripediums* have yellow and brown flowers, such as our own rare *C. calceolus*, reputed intractable under cultivation; *C. parviflorum*, smaller-flowered, but elegant with its twisted petals and sepals; and *C. pubescens*, a stronger-grower than either, easier to manage, and fairly plentiful. A scarcer North American species, *C. candidum*, has a white lip, with sepals and petals of greenish brown. There are, besides, other hardy *Cypripediums* worth growing; for example, the somewhat uncanny-looking Siberian *C. macranthum*, with its large purple pouch; and the stemless red-flowered *C. acaule*.

Associated with these—for, though they are not Orchids, they company together by nature—one or two species of *Sarracenia* would be very fitting to cultivate, being seldom quite satisfactory in the open garden, as the pitcher-shaped leaves generally become torn and disfigured. *S. purpurea*, the typical Huntsman's Cup, and *S. flava* are two of the hardiest. This hardy section of *Sarracenia* would offer a field for hybridisation quite as interesting as the tender species which have already been taken in hand by experts with such gratifying results, as may be seen any spring day at Kew, in the annexe devoted to such plants.

The Disas, again, which take rank among the finest Orchids, are pre-eminently amenable to cool treatment. *D. grandiflora*, one of the glories of Table Mountain, when it has donned its fine scarlet coat, lives with its roots in the

sides of the water courses which abound in that locality, where they are never dry, while the atmosphere, even in the hot months, is tempered by the cool mists which hang over the plateau. Here there is often snow and hail and even ice during June, July, and August, the South African winter months. On the authority of Mr. James O'Brien, a well-known expert, *D. grandiflora*, in an unheated house, has passed through weeks of hard weather, stiff-frozen, in a temperature varying from 5° to 14° of frost, not only safely, but with better results as to flowering than others of the same species wintered in warmer quarters. This is distinct encouragement to try what can be done not only with *Disas*, but with other Orchids found at high altitudes. Happily, experience has already proved that one of the most charming and decorative of all, *Odontoglossum crispum*, wants very little coaxing to do extremely well, for it has been successfully grown in a sheltered lean-to house with a north aspect which was practically unheated. In fact, this and some other kinds, now always treated as cool-house Orchids, suffered much in the early days of their introduction from over-much coddling. Many times have I seen in the garden of a well-known amateur a low damp house of this description devoted to *C. crispum* and a few similar species, and admired the robust health and clean growth of the plants, to say nothing of the perfection of flower, which left nothing to be desired.


CHAPTER XVIII

SUCCULENT PLANTS

THERE is still another class of plants, available for the unheated greenhouse, which presents especial advantages to busy people, and which must not be passed by unnoticed—those which the French call *les plantes grasses*, but which we term Succulents. In the days when Masson was sending home his ample stores of new discoveries from South Africa, and when Prince Salm-Dyck thought it worth while to publish his splendid monograph on the Mesembryanthemum, succulent plants in their numberless quaint forms were in high esteem, and, indeed, well deserved the attention they received. Modern methods and impatience of any but quick results have ousted most of these old favourites, but there has been a strong tendency of late years to revive the ancient love for these curious prickly things, amongst which may be found some of extraordinary brilliance and beauty of flower. The exhibits from the historic Chelsea nursery of new hybrid Phyllocacti at the Royal Horticultural Society's Shows of recent years testify to this, yet none of these can exceed the gorgeous splendour of the old *Cereus speciosissimus*, well-beloved of our forefathers. These "fat" plants, so singularly adapted to the dry and barren regions in which they are mostly found, are—and for an analogous reason—well suited to any one who has a taste for cultivating plants, but little time personally to devote to them, for they are not impatient, like most others, of a little neglect.

In fact, they are much more apt to resent too much fussy attention, especially in the matter of watering, than a little wholesome negligence. Many business men have found recreation and solace in making a collection of these characteristic plants. A collection, however, hardly appeals to the majority, but a selection may well be chosen by those who have any fancy for them, for they are easily grown and easily stowed away in winter, if, indeed, they are not in flower, while they possess more fascination than might be supposed. I once gave an *Echinopsis Eyriesii*—one of the many-ribbed globular Cacti—to a friend, who watched, with a great deal of interest, the slow evolution of the fluffy, button-like knobs which one day were to develop into flowers. It happened just at the time that a move had to be made from the old home to a newly built house at no great distance, and, during the flitting, the greenhouse was mainly left to chance. Days passed by before the neglected plants came to mind, but in the gloaming of an early summer evening some errand occasioned a visit to the dismantled house. The key grated harshly in the unused lock, echoing through the silent, deserted rooms, yet lo! a presence was there. A fragrance—new and unfamiliar—pervaded the still air of the empty house, filling every corner with mysterious incense. It was the Cactus, which, all unconscious of neglect or oversight, had put forth its long white trumpets after the strange, sudden manner peculiar to its kind, and was breathing out its sweetness in all the unearthly loveliness which white flowers will take on in the fading twilight—a voiceless poem, and for the moment overpowering in its simple pathos.

It is this quality of uncomplaining patience which gives to succulent plants of all kinds a value not to be estimated for busy people, and, it may be added, for invalids to whom the care of a few pot plants is often a great resource and boon. Yet it need not be supposed that there is no attraction in



SUCCULENT HOUSE AT KEW.



CEREUS TRIANGULARIS.

their quaint forms and brilliant colours for others besides business men and persons in feeble health. Far from it. The flat-leaved Cactuses (*Phyllocacti*) before-mentioned have flowers of exceeding beauty, and, besides, are not beset with the cruel spines which belong to so many of their kin. The old pink Cactus (*P. phyllanthoides*) is one of the most valuable of any of this section, though, strange to say, it is not very well known. The soft rose-pink tubular flowers are borne in great numbers, and are much longer-lasting than many others of the same family. The white-flowered *P. crenatus* and the still finer *Cereus grandiflorus* are still the cynosure of all eyes during their brief season of beauty, though the time has long gone by since supper parties used to be arranged in order to watch the wonderful unfolding of the shaggy grey buds of the Night-blowing *Cereus* into the great milk-white blossoms which were to fade so quickly before the dawn of a new-born day.

To come to another group, *Agaves* and *Aloes* also fill a very useful place, and well-grown specimens are handsome whether in or out of bloom. *Echeverias* and *Cotyledons*, though smaller, may be put into the same category. In the genial climate of the Scilly Isles and in positions sheltered from cold winds, these will all live and thrive out of doors. To show the profusion with which the somewhat shy aloes will bloom there under suitable conditions in the open air; a unique and striking decoration for a large dinner-table may be mentioned which once seen could never be forgotten, composed entirely of the fine clear yellow flowers, tipped with green, of a species very much at home in the rock-garden, arranged with suitable greenery. One reason why succulent plants are seldom so satisfactory as they might be is because they are kept too much under glass, whereas, as gardeners express it, they cannot in most cases be grown too "hard." The hottest exposure in the garden should be allotted to them,

where they can remain in the open air day and night during the summer months, and this attention will generally be repaid by annual flowering.

Of the different genera of succulent plants of moderate height and character *Mesembryanthemums* may be recommended as amongst the most interesting and profitable to grow, for two special reasons—the plentifulness of their brilliant, many-hued flowers, and the fact that a number of the finest species are quick-growing and may be treated practically as biennials or even as annuals. The usual practice is to let *Mesembryanthemums* grow into gnarled and woody shrubs which are ugly in themselves and never flower, until at last they are discarded as worthless. That this need not be the case is plainly shown by the fact that certain free-flowering species of the type of *M. bicolor* used to be grown for market in great numbers by the nurserymen of the day when succulent plants were in vogue. It is quite true that a large proportion of *Mesembryanthemums* are merely of botanical interest. This must naturally be the case in a genus comprising some hundreds of species. Nothing finer, however, by way of colour can be grown for a sunny porch or greenhouse than *M. bicolor*, *M. micans*, and *M. polyanthon* when their masses of small daisy-shaped flowers of glittering orange and scarlet and purple are open in the sunshine. Amongst those of different character and with larger, if not more conspicuous, flowers, *M. blandum*, in both varieties of rose and white, is seldom entirely out of bloom, and is admirable for any position where it may be wanted to trail, or for a hanging-basket. *M. aureum*, an upright species with large, sparkling orange flowers, opens with the earliest spring sunshine, even in February. *M. glaucum*, one of the hardiest, with handsome canary-yellow blossoms from two to three inches across, flowers at all seasons, according to treatment; and *M. spectabile*, with pretty glaucous leaves and fine rose-coloured



MESEMBRYANTHEMUM ROSEUM IN SOUTH DEVON.



SEDUM TERNATUM.

flowers is another favourite. Most of the species have the drawback of only opening in sunshine, but there are a few, like *M. lacerum*, which have not this failing. Indeed, the different hours at which *Mesembryanthemums* open is one of their most interesting peculiarities. Some expand in the morning, some at noon-day, others at four o'clock in the afternoon, and a few are night-flowering; but if for any hygrometrical reason they refuse to open at the right hour, it is seldom that any amount of coaxing from later sunshine tempts them out of their fit of sulks for the day. Besides their bright flowers, moreover, *Mesembryanthemums* take some of the most curious forms of leafage. Best known of these, perhaps, is *M. tigrinum*, with stemless boat-shaped leaves, furnished with wicked-looking interlacing claws, between which the large, solitary, golden-hued flower pushes its way. But this is only one amongst many which will repay a little study. No plants are more easily grown from cuttings. With such species as *M. polyanthum*—the copious-flowered section, as they are called by their historian, Haworth—small tops may be pricked over the surface of a pot or pan in the early spring. Every bit will root, and the young plants, without any disturbance, will give a mass of colour in two or three months' time with less trouble than any plant I know. The larger-flowered sorts require rather more patience—but the main points are to let the rooted cuttings have as much open air and sunshine as possible, to harden their tissues, and to give water with moderation and good judgment, as the softer and more succulent species are easily ruined by over-watering, and should be kept quite dry during the colder months. No one who takes the trouble to understand and to grow these fine plants well will have reason to be disappointed in them if they choose the right sorts.

All kinds of *Mammillarias* and *Echinocacti* present features of interest, though it sometimes lies more particularly in their

curious forms and in the colour and diversity of their prickly spines than in their flowers. The pretty little Texan *M. lasiacantha* is remarkable for the silvery, feather-like tufts which take the place of the sharp spines so characteristic of these singular Cacti.

In summering succulent plants in pots of all kinds out of doors, it is well to raise them well above the ground level, out of the way of slugs and snails, which are exceedingly fond of browsing upon their juicy stems and leaves, causing much disfigurement which cannot afterwards be remedied. A platform of some kind, however temporary, with a hard surface, as of slates, for the pots to stand on, is very much to be recommended. *Mesembryanthemums* more particularly fill their pots with roots very quickly, and should never be allowed to strike through the drainage-holes into the soil. Even on a hard standing-place the pots should be moved pretty often, as it tends to check over-luxuriance of growth, which not only makes them tender but hinders abundant flowering. A very sharp, gritty soil suits most succulent plants, though it is not unusual to find that, in fear of feeding this class of plant too much, growers run into the other extreme of starving them.

A large proportion of Cacti and plants of like nature are tolerably hardy. As to that, one must be guided in the choice of kinds suitable for an unheated greenhouse by a knowledge of their native *habitats*. Most plants from Cape Colony are subjected at times to somewhat severe frost, especially at high altitudes, and in Colorado and elsewhere in the New World where Cacti abound, they are often under snow for weeks together. What they cannot stand, however, is superabundance of damp in winter, either in soil or atmosphere, and drip is fatal, especially when followed by severe frost. Dry cold is not particularly injurious, but these very accommodating plants may be placed almost anywhere for safety in severe weather—in a bay-window or on a vacant

shelf, or even, under great stress of circumstances, in a cupboard, so that they cannot be said to be very exacting in their necessities.

It is seldom that any attempt is made to group plants of this somewhat stiff character, but in a house with removable lights, such as has been elsewhere suggested, a very charming rock-garden might be made with succulent plants alone, especially if it were lofty enough to include some of the hardier *Dracænas*, like *D. australis* and *D. indivisa*, and such graceful subjects as *Furcræas*, though this would be on an ambitious scale and out of ordinary reach. Such a house would be more interesting and ornamental than the usual monotonous rows of Cacti in pots; and more than one amateur has already adopted the plan with success. Of all plants, those of a succulent nature should be grown by themselves under the conditions which suit them, because those conditions are usually detrimental to other classes of vegetation. Given complete dryness in winter when the temperature is low, and as much sun and air as possible for the rest of the year, with sufficient moisture during the growing season, their wants are few compared to the amount of interest and pleasure they will bestow upon any grower who cares to study the immense diversity in their forms and to encourage them to develop the singular beauty of their flowers.

CHAPTER XIX

THE POTTING-SHED. SUMMER QUARTERS

SOME sort of potting-shed is essential to the gardener's comfort, with a bench of suitable height at which he can work and wide enough to hold his pots, his heap of potting-soil, and his necessary tools.

For pot plants, it is usual to mix a compost according to their different requirements, for which the ordinary garden soil may be the foundation, though it is seldom satisfactory without additions. The very best preparation that can be made for potting-soil is to form a little stack by saving parings and odd pieces of turf wherever it can be procured—if from an old pasture so much the better—and turning the slabs grass-downwards to decay. In process of time this will become the basis of excellent soil for all potting purposes; and should be used in many cases chopped into small pieces or even pulled apart by the hands. A mistake which is made by most novices is to sift their potting-soil, thereby taking from it the best part of its nutriment. It is necessary, sometimes, in delicate seed-sowing to use sifted soil, but otherwise it is scarcely ever of advantage. Besides this turfy loam from the stack, we should be provided with some good sound peat, which is absolutely needful for certain classes of plants. This can be procured in large or small quantities through any local nurseryman. All leaves should be collected every autumn and carefully laid up in a heap to decay, as leaf-mould is a most important factor in lightening and enriching the soil on

the potting-bench. Lastly there should be a supply of sharp sand, and here a few words may be needed as to its different qualities. The beginner invariably thinks that any kind of sand will answer, but this is far from being the case. Silver-sand is generally recommended, and answers fairly well, but for the most part it is too fine, nor is it always easy to obtain. If it be possible, therefore, to procure locally a coarser quality, more of the character of finely crushed granite or quartz, it is very much to be preferred. The coarse grit used by builders will generally do equally well for potting purposes, but builders do not always trouble themselves to get the best for their own use. Sea-sand, thoroughly washed from salt, may also be used where it can be easily obtained. But the fine sand of the green-sandstone formation, or indeed any of soft earthy texture, is positively injurious to pot plants, clogging the soil instead of making it free and open. In some districts, especially where flints abound, road-grit is the very best that can be procured for the purpose. The use of sand, be it remembered, is merely mechanical and not nutritive; nevertheless it is indispensable, as it assists drainage and keeps the soil permeable and sweet. A bag of charcoal is another addition to the potting-shed which should not be omitted. It is most useful as drainage, being much lighter than the pot-sheards in common use, while at the same time, it supplies a fund of nourishment to the growing roots. Pounded very small, it may be mixed with potting-soil to the great benefit of most plants, including Ferns, and especially for such as do not require re-potting every year. Where bulbs are grown in water, as they not infrequently are, a piece of charcoal dropped into it keeps the water fresh and pure. It is also a help to those cuttings—and there are many such—which it is convenient to root in water. With regard to drainage, an inch or more of broken sheards should be placed over the hole at the bottom of every pot—a single piece not being sufficient, as is too often

supposed—and this may with advantage be supplemented by a layer of dead leaves or moss, which prevents the rubble from becoming choked. In potting, the soil should be made very firm, and a wooden rammer, which may be either round or flat, is a very useful tool to keep at hand, though the “potter’s thumb” is an implement no more to be dispensed with in gardening than in the moulding of pottery. Loose potting is the mark of an inexperienced hand, and very few plants succeed under such a system—for one reason because water runs through the loose soil too quickly, draining away the nutritive particles, while insufficient moisture is left behind to sustain the roots. Besides this, however, the fibres evidently like to feel the resistance of the firm earth as they push their way into it.

Not many tools are necessary. Besides the rammer aforesaid, we must be provided with a strong, sharp knife for cuttings, a budding-knife and a pair of scissors, but one tool may be suggested which is not often used by gardeners. This is the smallest size of mason’s trowel, with the sharp point rounded off, which will be found much more handy than the ordinary scoop-trowel for the work of potting. A skein of Raffia should also have its appointed hook in the potting-shed, to be ready for all tying purposes. A few bundles of wooden labels of different sizes should be at hand, as well as a pot of white paint, for a dash of this on the broad end of the label, wiped off with a bit of rag until the merest film remains, is the best preparation for legible writing.

SUMMER QUARTERS

The mention of summer quarters occurs very frequently in the preceding pages, and a properly arranged position where pot plants out of flower can be placed and cared for during their period of rest is one of the most important considera-

tions for any possessor of a greenhouse. A bed of cocoa-nut fibre, or even ashes, under a north wall is a good situation for some plants. Others, again, require a more open, sunny position, that they may get their wood well ripened to ensure the next year's flowering. Therefore it is well to choose sites in both aspects. A cold frame with a brick or concrete floor, safe from garden vermin, and facing south, is admirable for Cacti and such like plants which enjoy summer rains as well as summer sunshine, and the lights can be entirely removed for two or three months with great benefit. Similar quarters will suit Cape bulbs at rest, such as Freesias, Nerines, and Lachenalias, but in their case the lights must be left on, as it is essential that they be kept absolutely dry and baked during the weeks which intervene between the fading of the leaf and potting-time, which comes in most cases about the end of July and during August. Cold frames are useful, besides, in a hundred different ways. In addition to these plunging-beds and wooden or brick frames, there should always be a reserve space, generally to be found in the kitchen garden, where certain plants and bulbs may be planted out to recruit after a season of flowering under glass. This is always a weakening process, though much less so in an unheated greenhouse than when stronger forcing is in practice: still, most plants are benefited by a term of free growth in the open air. Some may be lifted every autumn, and can be trusted to do their duty well, but others require to be treated on the alternate system, flowering one year and resting the next; while in the case of bulbs, if we wish to raise our own stock, a longer rotation will be necessary.

The treatment of pot plants at rest is a part of gardening sadly set aside by the average amateur. The professional gardener knows too well how much his future success depends upon the care then given to neglect it. It is true that it is not always easy to provide all the accommodation that is most

suitable, but it behoves every grower to make the best preparation in his power for this purpose, remembering always that the greenhouse itself is far from being the fittest place in which pot plants, for the most part, can recruit their spent strength and make ready for the next season's campaign.

All the above may seem to be trifling and unimportant details, scarcely worth insising upon, for they come naturally, as it were, to old gardeners; but it is a great help to a beginner to be put on the right path from the outset, as every one will bear witness who has gone through the helpless stage of floundering in and out of initial difficulties.

CHAPTER XX

ROUTINE WORK

THE amateur gardener who is content to supply his greenhouse with pot plants from a nursery, even though he be willing to take some care of them when flowering is over, loses a vast deal of enjoyment. The different processes of seed-raising, of propagation by cuttings by various methods, of the training and pruning of growing plants, are full of interest, and give great zest to the occupation, which then becomes a real recreation of the best type—which consists in a change of work. To have nursed a seedling one's self, through all its different stages, into a vigorous flowering plant, gives a satisfaction which the finest effort of the nurseryman will never bestow upon a mere purchaser.

A very simple form of Wardian-case and a set of bell-glasses of various sizes are of the greatest assistance in raising plants either from seed or from cuttings. The case which I have long had in use was originally made with a water-tank to be heated by a lamp burning beneath it, but any artificial heating was dispensed with years ago. All that is needed is a removable zinc tray, about 2 in. deep, to hold a layer of damp sand on which the pots can stand. It is, in fact, a mere glass-box with a sloping lid, standing on legs of a convenient height, which may be made by any one who is capable of handling carpentering tools. This most useful piece of furniture can generally find a place in some unoccupied corner of a greenhouse—preferably, of

course, in a working greenhouse, as it is not ornamental—and is then always ready to take in a pot of cuttings or of seed, and is invaluable all the year round. Seed-sowing is not merely a springtide occupation. In almost every case seeds vegetate more surely and freely when they are sown as soon as ripe, though some are benefited by a short time of waiting to harden and consolidate. The seeds of Primulas, Anemones, Gentians, and many other plants will germinate at once if sown as soon as they are gathered, but if they are held over till the spring a few may come up, but it is quite possible that there may be no crop of seedlings until the following year—not because the seed is bad, but because the vitality is in some degree lowered. For this reason, it is not wise to discard any pan containing valuable seed, without giving it the chance of germinating the following year. This may seem a formidable trial of patience, but I have done it many times and with success. Seeds should, therefore, be not only collected, but sown, as soon as they are fit. Another point to remember is that seeds can scarcely be sown too thinly. It is much better to have a few strong plants than dozens of spindlings elbowing themselves out of the seed-pan and driving the raiser distracted from inability to cope with them. Nature is prodigal in the matter of seed-sowing, but she thoroughly understands the principle of the survival of the fittest, and prepares for it in her seemingly rough and ready way. Under cultivation, lavishness of this kind is mere waste of life. Nothing is more fascinating than to watch the germination and progress of seedlings, from the unfolding of the cotyledons, through the processes of pricking-out and shifting into pots of graduated size, until, after due education in the way of training and trimming into shape, they grow into fine specimen plants. The same may be said of cuttings. The little slip that one begs of a kindly neighbour and which responds to care by rooting and

thriving gives an infinity of pleasure by association and by pride of skill. It is here that the bell-glasses come in as valuable auxiliaries. A cutting has twice the chance of striking if it be kept "close," as it is then sheltered from trying variations of temperature, for its well-doing depends largely on the leaves never losing their freshness and remaining as far as may be in workable order. It may—possibly—recover if put in water to revive after it has become limp, and do well, but it is safer far, seeing that its leaves are its lungs, never to let a cutting flag, so that there may be no interference with the work of forming a callus. This term is applied to the granulation of the tissues at the base of the cutting, and shows that healthy action is going on, which will soon be followed by roots. As a rule, a cutting will root much more rapidly under a bell-glass, but the close treatment does not answer in every case. A pelargonium, for example, roots much more freely in full exposure to sun and light, and would suffer from the damp still air of the bell-glass. It is very necessary, in all cases, to lift the glasses at least once a day to wipe off the condensed moisture within them, otherwise the cuttings are apt to "damp off." It is difficult to give any very definite rules as to the uses of bell-glasses. Failure is probably due, when it occurs, to the cuttings being in an unfit state to strike, but they are, when properly used, indispensable additions to the amateur's garden outfit. It is well always to remember the old garden adage that "In spring you may bid your cutting to grow, but in autumn it must be asked."

The training and pruning of pot plants are arts which must be learnt by practice. The amateur seldom has courage to use the knife as much as he should, but the beauty and symmetry of most plants depend upon the treatment they receive on this point. Many kinds, both of seedlings and cuttings, have to be pinched back at an early stage to induce

bushy growth, otherwise they may run up with a bare unsightly stem. If they are allowed to go ahead at their own sweet will, it is a difficult matter to bring them back, later on, into good shape. The time at which pruning is done is also of great importance. Too often the cutting back of a plant or shrub is neglected at the right moment—then, in a fit of energy and ignorance, we set to work and find, too late, that we have diligently cut away every hope of flowers for the coming season. *Deutzias* flower on the young wood, and any cutting away that is needed of the old branches should be done immediately after flowering. *Clematises* may be taken as another familiar example. The purple *C. Jackmani* flowers in the autumn on the new growth of the current year, and requires pruning back during winter before the shoots begin to break. *C. montana*, as well as those of the large earlier-flowering type (like *C. lanuginosa*), bloom, on the contrary, on the wood of the last season, and merely need thinning out, or must be cut back very sparingly when flowering is over. The same rule applies to the charming, half-hardy New Zealand species, *C. indivisa*. Many of the fine hybrid forms of *Clematis* succeed well, not as climbers, but in small pots, and are particularly well adapted for an unheated greenhouse.

Roses on their own roots of the less vigorous type, such as *Catherine Mermet*, are often sufficiently pruned by cutting their flowers with a tolerably long stem, whereas stronger-growers are the better for harder cutting back. A few shrubs, like *Brugmansia* and *Desmodium*, will bear cutting down to the ground level after flowering, and succeed all the better for such drastic treatment.

WATERING

is one of the most critical operations of greenhouse work, requiring both knowledge and judgment. The plan of going round with a watering-pot and giving a driblet to every plant, whether it wants it or not, is most injurious. Many a time it happens when leaves are noticed to be flagging that more water is given, when in reality the soil is saturated and the plant is already suffering from over-doses which it has not the power to assimilate. In potting, sufficient space should be allowed below the rim of the pot to hold water. In hot, dry weather this space may have to be filled up two, or even three, times, in order that the soil may be thoroughly moistened—especially when the potting has been as firm as it should be—after which it will probably need no more for a day or two. Arums, being water-plants, are all the better for standing in a pan of water during growth, and a drop hanging from the point of the leaf is a sign of perfect health. Heaths, though they must never once be allowed to become dust-dry, will not bear sodden, water-logged soil, which will decay the fine root-fibres, and it is a matter of experience to keep the happy mean. Succulent plants, on the other hand, must be kept dry rather than moist, and in winter, as a general rule, require no water at all, unless they show signs of distress by becoming shrivelled. Almost all plants, however, during their growing season, will take ample supplies, because it must be remembered that all food reaches them in liquid form. When active growth begins to lessen and life shows signs of ebbing, it is better gradually to withhold water. Bulbs, especially those which lose their leaves, require a season of complete rest, and usually have to be kept dry. Cape bulbs, like Nerines and some others, as before, said, enjoy a few weeks of roasting on a sunny shelf or frame—the pots being turned on their sides,

the more surely to be safe from drip—and bloom all the better for it. Scarborough Lilies (*Vallota purpurea*), on the contrary, being more or less evergreen, must be kept growing all the year round. The drying-off system, though admirable in many cases, does not always answer—a fact which has been proved with regard to Cyclamens, which formerly used to be so treated. I had a fine Persian Cyclamen for many years, treasured in memory of a friend, which literally gave hundreds of flowers every season. The corm was re-potted immediately after the blooming was over, and the pot sunk in a bed of hot-bed refuse prepared for plants which were benefited by such treatment and kept watered. The old leaves soon disappeared, new ones taking their place almost at once, and nothing could have been more satisfactory than the result. When I see it stated, as I often do, that two-year-old corms of Cyclamen are of little value, fit only for the rubbish-heap, I call to mind my ancient comrade who fought the battle of life for many years so bravely, and sigh to think of the waste of good plants which, with a little care, might give delight to many who cannot afford the luxury of buying them.

A brass syringe is a very useful help in watering—a shower overhead being both refreshing and cleansing to most plants, and a terror to red spider. Ferns, however, and more particularly Maidenhairs, though they love a damp atmosphere about them, are not improved by having their fronds wetted. In truth, there is scarcely any part of greenhouse work which has to be learnt by experience so much as watering. Yet, oddly enough, in the absence of the rightful owner the watering-pot is generally entrusted with a light heart to any one willing to undertake the office of using it, without a thought of Nemesis.

A word may here be said on the use of Insecticides. In an unheated greenhouse there should be little occasion for such applications. Blight of all kinds, especially mealy-bug and

scale, naturally grow apace in the warmth and close atmosphere of the hot-house, but ought never to be found where there is no artificial heat. Green fly and thrips are sometimes troublesome, but a very little watchfulness and attention will suffice to keep them under, and prevention is better than cure. In a small greenhouse, a basin with a decoction of quassia-chips, or even of plain water, and a small paint-brush always at hand in use will keep the enemy at bay. On a larger scale, fumigation occasionally will be necessary. When plants are growing vigorously, there is little to fear from insect pests, and towards this desirable end some kind of artificial manure or plant food is often a great help, such as bone meal—in certain cases to be mixed with the soil in potting—or one of the many specialities advertised for the purpose. Soot-water, made by putting a coarse canvas bag containing a peck of soot into a barrel of rain-water and letting it stand, after an occasional stir, until the liquid is of the colour of strong tea and quite clear from sediment, is one of the most valuable of fertilisers that can be used, and may be safely given to Ferns as well as to flowering plants. It should be diluted with rain-water when used, and given twice a week during the growing- and flowering-period—a much better plan than administering a strong dose haphazard. Stimulants of all kinds must naturally be discontinued when plants are at rest.

A garden-book in which entries are regularly made of plants received and from whence they come, with accurate dates of seeds sown and of their germination, with all other details of the kind which may strike the cultivator as being noteworthy, helps to lift the routine of greenhouse work out of the rut of mere commonplace, and makes it at once more systematic and scientific. Such a record faithfully kept, besides adding tenfold to our interest, increases in value year by year, and can confidently be

appealed to for the settlement of doubtful questions which continually crop up.

It is a happy thing to have a working greenhouse of our very own where we may find occupation, not in desultory fashion, but with method and intent, and even make mistakes at our own sweet will. In doing so we learn by experiment the intricacies and the art as well as the delights of plant-management, which neither gardener nor printed book can teach so well as the practice of our own hands—so true is it that one grain of experience is worth a whole bushel of theory.

The unheated greenhouse has a future before it full of possibilities, while on its experimental side there is a vast amount yet for the most skilful to learn. On a large scale, it is worthy of a palace, but like all other phases of garden-work it belongs to no class and adapts itself to every home, bringing beauty and solace as much into leisured as into toiling lives as scarcely any other recreative occupation can. The trend of modern out-door gardening is towards broad effects, grand vistas, spreading lawns, and cascades of roses—in short, towards all the garden luxury which lies within the scope of ample space and riches at command—delightful beyond words for those who can indulge in them. The unheated greenhouse, while it appeals to these, for it may take on noblest proportions, appeals first and foremost to the plant votary of another calibre and to a different sense. It is within the compass, if need be, of moderate means and moderate powers of health and strength, providing a calm and restful, yet sufficiently absorbing, recreation at all times from the arduous duties, or, it may be, labours of life, whereby the simplest home and family festival may be glorified—or the hours of harass and sorrow mitigated and soothed, while the tension of anxious care is relaxed.

The earnest wish of my heart will be fulfilled if these practical hints, slightly, but not, I hope, carelessly, strung together, may awaken greater interest in a branch of garden-work which, for some special reasons, is beyond all others suited to rest the weary brain without over-taxing a not too robust physique.



APPENDIX

In offering the following lists it may be well to state that the different classes of plants are arranged under distinct heads no less for the sake of clearness than with intention from a cultural point of view. In starting work in an unheated greenhouse it is desirable that the amateur gardener should choose one or, at most, two of the classes named, according to individual taste, making a specialty, for example, of roses or bulbs or alpines, as the case may be, rather than that he should attempt to grow a miscellaneous selection in which each separate plant requires a different treatment.

The subjoined lists make no claim to be descriptive, but simply supply practical hints from past experience as to the treatment of the plants named, which it is hoped may be helpful.

A SELECTION OF PLANTS SUITABLE FOR
FLOWERING IN AN ALPINE HOUSE
FROM JANUARY TO MAY

Many Alpines admirable for the Rock Garden are purposely omitted from this list as unsuitable for various reasons, whilst some are named which are equally available for an ordinary unheated greenhouse. These are marked with an asterisk*.

Name.	Height and Colour.	Country and Season under Glass.	Soil.	General Remarks.
*Adonis amurensis	6-12 ins. Yellow	N. China Jan.-Feb.	Rich sandy loam	Ranunculaceæ. Much earlier than <i>A. vernalis</i> , which it somewhat resembles. The Japanese have taken this plant in hand, and by hybridising have obtained many finely-coloured varieties, which will probably soon find their way into our gardens.
Anemone apennina	6 ins. Lavender	Italy March	Loam and leaf-mould	Ranunculaceæ. Apennine Wood-anemone.
blanda	6 ins. Deep-blue	Greece Jan.-Feb.	„	The earliest form of Wood-anemone. <i>A. bl. Scythnica</i> is a pure white variety.
*fulgens	9 ins. Scarlet	S. Europe Feb.-Mar.	Loam and a little lime	Almost all alpine anemones are beautiful, and may be grown with success for the Alpine house, but the four species mentioned are the most generally satisfactory for pots in early Spring.
Pulsatilla (Pasque flower)	6-9 ins.	N. Europe Mar.-Apr.	„	

Name.	Height and Colour.	Country and Season under Glass.	Soil.	General Remarks.
Androsace Lag-geri sarmentosa	3 ins. Pink 4-6 ins. Rose	Pyrenees March Himalayas Apl.-May	Sandy peat and loam with leaf-mould	Primulaceæ. Many other species besides the two named of these delicate alpine plants are grown in pans and flower well in the Alpine house at Kew. Wedge between small pieces of stone.
Arabis albida fl. pl. (White Rock-cress)	4-6 ins. White	Hort. var. March	Ordinary loam	Cruciferae. A handsome double form of the well-known white Rock-cress. New and good.
Aubrietia deltoidea (Purple Rock-cress)	3-6 ins. Lilac-purple	S. Europe Mar.-May	Sandy loam	Cruciferae. Many fine garden varieties of Aubrietia have been raised of late years, varying much in tones of colour from pale purple to almost crimson.
Bongardia Raufolii	6 ins. Golden yellow	Persia April	Sandy peat and leaf-mould	Berberideæ. An interesting and pretty plant, apt to perish from damp when grown without protection.
*Cardamine rhomboidea purpurea fl. pl. (Double Cuckoo-flower)	4-6 ins. Lilac-purple	U.S.A. March	Moist loam and leaf soil	Cruciferae. A desirable little plant, bright in flower and easily managed. Plant in reserve-bed in summer.
*Conandron ramondioides	6 ins. Pink to purple	Japan May	Sandy peat	Gesneraceæ. A remarkable and interesting plant, allied to Ramondia and Haberlea. Introduced in 1879.
Dodecatheon Media (American Cowslip)	8-10 ins. Purple, lilac, or white	N. America April	Moist loam and leaf-soil	Primulaceæ. Slender stems with umbels of pointed flowers with petals turned back. Distinct and pretty. There are several good species and varieties. Shade loving.
*Epimedium alpinum	6 ins. Crimson and yellow	Cent. Europe March	Peat and loam	Berberideæ. All the Epimediums are elegant both in flower and leafage, and as foliage plants

Name.	Height and Colour.	Country and Season under Glass.	Soil.	General Remarks.
*alpinum rubrum	Foliage red-tintd	Japan Mar.-Apl.	Peat and loam	alone form a distinct feature in an alpine house.
*macranthum	10-12 ins. White	Japan April	"	
*pinnatum	12-15 ins.	Persia Apl.-May	"	
Erysimum alpinum (Alpine Wall-flower)	6 ins. Sulphur-yellow	Norway April and May	Ordinary loam	Cruciferæ = Cheiranthus alpinus. A well-known plant.
Galax aphylla (Wand Plant)	3-6 ins. White	N. America May	Moist peat and leaf-soil	Diapensiaceæ. Chiefly remarkable for its beautiful red shining leaves during winter. Difficult to grow well.
*Gentiana acaulis (Gentianella)	2-4 ins. Deep blue	European Alps Mar.-Apl.	Moist loam and leaf-soil	Gentianeæ. Like the last-named, these can be grown in pans kept moist and cool out of doors during summer. Gentians succeed best when raised from seed sown as soon as ripe and disturbed as little as possible afterwards except for an occa-top-dressing.
verna	1-3 ins. Bright blue	" April and May	Boggy peat and leaf-soil	
Geranium robertianum albulum	6-9 ins. White	Britain Mar.-May	Ordinary loam	Geraniaceæ. Though only a form of a common English wilding, this white-flowered Crane's bill may be grown into an extremely elegant plant.
Haberlea rhodopensis	4-6 ins. Lilac	Roumelia Mar.-Apl.	Sandy peat and leaf-soil	Gesneraceæ. Somewhat like a miniature gloxinia with the habit of Ramondia. Plant in a deep pot with a cleft at the side, wedging the roots between stones, so that it may grow in a vertical position against the side.
Houstonia cœrulea (Bluets)	3-4 ins. Blue or white	Virginia April and May	Sandy peat	Rubiaceæ. Forms dense tufts crowded with flowers, and may be used for surfacing pots in which tall bare-stemmed plants are growing.

Name.	Height and Colour.	Country and Season under Glass.	Soil.	General Remarks.
<i>Ionopsidium acaule</i> (Violet Cress)	2 ins. Lilac	Portugal Feb.-May	Ordinary loam	Cruciferae. A useful little annual for many purposes and may be had in flower at any season from successive sowings. Sows itself freely.
<i>Isopyrum thalictroides</i>	9-12 ins. White	Europe Mar.-Apl.	Sandy loam	Ranunculaceae. A graceful little plant, with foliage somewhat like Maidenhair fern.
<i>Lithospermum prostratum</i>	3 ins. Gentian blue	S. Europe April	Sandy loam	Boragineae. A trailing evergreen, constantly in flower and makes a good pan.
<i>Lysimachia crispideus</i>	6-9 ins. Pink	China Mar.		Primulaceae. A dwarf branching plant, flowering profusely for a long time. Of recent introduction.
<i>Mertensia alpina</i>	6-10 ins. Light blue Leaves glaucous	Rocky Mts. April	Ordinary loam	Boragineae. A charming little alpine. Another sp., <i>M. primuloides</i> , flowered in Alpine house, Kew, April and May, 1902.
<i>Morisia hypogaea</i>	2-3 ins. Yellow	Sardinia Mar. and April	Damp sandy loam	Cruciferae. A pretty little plant for growing amongst stones half-sunk in a pan.
<i>Myosotis alpestris</i>	2-3 ins. Bright blue	Europe April and May	Rich moist loam	Boragineae. The Forget-me-nots make charming ing pot plants. A garden form of <i>M. azorica</i> — <i>Impératrice Elizabeth</i> —is often so grown, making a sturdy little bush of about 6 ins. high and flowering profusely.
<i>azorica</i>	4-8 ins. Deep blue	Azores May	Sandy loam	
* <i>dissitiflora</i>	6 ins. Sky-blue	Switzerland Jan. and Feb.	Ordinary light loam	
* <i>Nierembergia rivularis</i>	Creeping White	La Plata May	Moist sandy loam and leaf-mould	Solanaceae. A fine trailing plant when well grown, rooting at the joints. Large white flowers.

Name.	Height and Colour.	Country and Season under Glass.	Soil.	Genera Remarks.
Omphalodes Luciliae	4-6 ins. Lilac-blue Leaves glaucous	Greece April and May	Sandy loam	Boragineæ. A very lovely mountain plant.
Onosma alboroseum	3-6 ins. White	Asia minor April	Sandy loam and peat	Boragineæ. Liable to damp off in wet seasons out of doors; therefore suitable for cold house where the climate is ungenial. <i>O. echioides</i> is a biennial.
Onosma echioides (Golden Drop)	4-6 ins. Yellow	S. Europe April	"	
Onosma stellulatum tauricum	6-10 ins. yellow or white	Caucasus May	"	
Papaver alpinum	3-6 ins. Orange to white	Alps N. Europe Spring	Ordinary sandy loam	Papaveraceæ. Best treated as an annual. Sown in August or September will flower in early Spring.
Phlox amoena	6-9 ins. Rosy-pink	U.S.A. May	Sandy loam	Polemoniaceæ. The two first make pretty pot-plants. The trailing species do better for pans or edging troughs.
Phlox divaricata canadensis	9-12 ins. Blue	N. Am. May	"	
Phlox reptans	Creeper Purple	Alleghany Mts. April	"	
Phlox subulata (Moss-pink)	Creeper Pink-lilac and white	St. of N. York March	"	
Polemonium Jacob's Ladder (confertum) v. melitum	6 ins. White	N. West America April and May	Sandy loam and leaf-soil	A variety more easily grown than the beautiful typical form with deep-blue flowers.
Primula *denticulata	8 ins. Lilac or white	Himalaya Feb. onwards	Rich moist loam	Primulaceæ. The primulas are amongst the most interesting of Alpine plants, and there are many more species than can be enumerated here. <i>P. marginata</i> has leaves silver-edged with farina. <i>P. megaseæfolia</i> is a valuable new species.
Primula marginata	3-4 ins. Lilac	Switzerland Mar.-Apl.	"	
Primula megaseæfolia	4-6 ins. Purple	Feb. onwards		

Name.	Height and Colour.	Country and Season under Glass.	Soil.	General Remarks.
pubescens alba	3-6 ins. White	Hybrid April	Sandy loam	P. pubescens alba = nivalis is a charming plant.
Reidi	2-3 ins. White	Himalaya Apl.-May	Sandy peat	P. Reidi is a choice little primrose. The possessor of an alpine house should turn his attention to this delightful genus. All the primulas love coolness and moisture.
rosea grandiflora	4 ins. Rose	Kashmir Apl.-May	Moist loamy peat	
viscosa	2-4 ins. Rosy-purple	Pyrenees May	Light loam and leaf-mould	
&c.				
Primulina Tabacum	4-6 ins. Violet	N. China Spring	Sandy loam and leaf-mould	Gesneraceæ. A recent introduction.
Ramondia pyrenaica (Rosette Mullein)	3-4 ins. Purple or white	Pyrenees Apl.-May	Sandy peat	Gesneraceæ. This may be grown in a cleft pot in an almost upright position with advantage.
serbica var. Nathaliæ	3 ins. Lilac	Montenegro May	„	The best variety.
Ranunculus amplexicaulis	3-9 ins. White	Alps and Pyrenees April		Ranunculaceæ. A beautiful alpine buttercup.
*Saxifraga apiculata	3-5 ins. Primrose	Hybrid Feb.-Apl.	Gritty loam and leaf-mould	Saxifrageæ. A very large genus including plants of very different habit. Most interesting and generally easy to grow.
burseriana major	2-3 ins. White	Eur. Alps Jan. onwards	and chips of limestone	
Boydi	2-3 ins. Yellow	Hybrid Feb.-Mar.		
Camposi	3-6 ins. Large white	Spain Spring		
Grisebachii	4-5 ins. Rose-pink to purple	Macedonia Jan.-Mar.	„	A new species highly spoken of, and one of the earliest to flower.
oppositifolia vars	Creeping stems Purple and white	Eur. Alps Feb.-Mar.	„	

Name.	Height and Colour.	Country and Season under Glass.	Soil.	General Remarks.
Rhei	2-4 ins. Pink		Gritty loam and	
*Stracheyi (Megasæa section) &c. &c.	4-8 ins. Pink or white	W. Hims. March -April	leaf-mould and chips of limestone	
Schizocodon soldanellioides	2-3 ins. Rose	Japan March	Sandy peat	Diapensiaceæ. A most beautiful plant of recent introduction (1893), and still scarce.
Sempervivum arachnoideum (Cobweb House-leek)	3-4 ins. (flower stems) Red	Central Europe May	Gritty loam and leaf-mould	Crassulaceæ.
*Shortia galacifolia	2-3 ins. White	N. Carolina March	Fibrous loam and leaf-mould	Diapensiaceæ. One of the gems of the alpine house. This and the above schizocodon belong to the same natural order, and are worth any trouble to establish. Both have a tendency to deep-coloured foliage, like Galax aphylla—a near ally.
Soldanella alpina var. Wheeleri	3 ins. Violet	Tyrol and Swiss Alps Mar.-Apl.	Moist sandy loam and peat	Primulaceæ. Difficult to flower. For culture in sphagnum moss see Chap. VI.
*Symphyandra Wanneri	6-8 ins. Purple-blue	Transylvania May	Sandy loam	Campanulaceæ. Biennial. A very desirable plant nearly allied to Campanula. Likes shade.
Thalictrum anemonoides	6 ins. White	N. America March	Moist sandy peat	Ranunculaceæ. An elegant little plant, best raised from seed.
*Tiarella cordifolia (Foam flower)	6-9 ins. White	N. America April	Ordinary light loam	Saxifrageæ. Rather larger than most of the alpinæ given in this list, but very useful. Feathery white spikes.
Trientalis americana (Star-flower)	6-9 ins. White	N. W. Am. April	Sandy peat	Primulaceæ. Very similar to the European species but a finer plant.

Name.	Height and Colour.	Country and Season under Glass.	Soil.	General Remarks.
Viola calcarata	Creeping stems Purple	Austrian and Swiss Alps Mar.-May	Moist sandy loam	Violaceæ. The New Holland violet (<i>Erpetion reniforme</i>) is an interesting little plant, very similar in character to these alpine violets.
Munbyana	4-6 ins. Purple or yellow	Algeria Feb.-May	„	
pedata (Birds-foot Violet)	6 ins. Blue	N. Am. May	„	

BULBS AND TUBERS SUITABLE FOR ASSOCIATING
WITH ALPINE PLANTS IN FLOWER FROM
JANUARY TO MAY

Name.	Height and Colour.	Country and Season under Glass.	Soil.	General Remarks.
<i>Brodiaea sellowiana</i>	6 ins. Yellow	Uruguay Jan.-Mar.	Sandy loam	Liliaceæ. A new species which flowers more or less throughout the winter.
<i>Colchicum montanum</i> var. <i>Ritchii</i>	3-4 ins. Lilac-white	S. Europe Jan.-Feb.	Moist sandy loam	Liliaceæ. These species of <i>Colchicum</i> , unlike <i>C. autumnale</i> , flower with the leaves.
* <i>Crocus Imperati</i>	3-6 ins. Lilac and buff	Italy Jan.-Feb.	Light sandy loam	Irideæ. <i>C. Imperati</i> is one of the first flowers of the New Year in an alpine house.
<i>Sieberi</i>	2-3 ins. Lilac-self	Greek Mts. Feb.-Mar.	„	
<i>Cyclamen coum</i>	3 ins.	S. Europe Asia minor Jan.-Mar.	Sandy loam, leaf-mould, and lime-stone chips	Primulaceæ. Unlike the autumn flowering species, these flower with their leaves, which in <i>C. coum</i> are dark green but in <i>C. ibericum</i> are marbled with white.
<i>ibericum</i>	Rose to white	Caucasus Feb.-Apl.	Rich loam and leaf-mould	Fumariaceæ. A pretty Fumitory with fine-cut glaucous foliage.
<i>Dicentra canadensis</i> (Squirrel-corn)	6 ins. White	N. Am. April	„	
<i>Eranthis cilicica</i>	1-6 ins. Yellow	Asia minor Jan.	Ordinary potting soil	Ranunculaceæ. The well-known Winter Aconite. Chiefly useful for its extreme hardiness and earliness. The first is rarer and rather more delicate in growth, but there is little difference.
<i>hyemalis</i>	„	Europe	„	

Name.	Height and Colour.	Country and Season under Glass.	Soil.	General Remarks.
* <i>Erythronium grandiflorum robustum</i>	3-6 ins. Yellow	Mts. of Washington March		Liliaceæ. These rare Dog's Tooth Violets mostly have mottled leaves and make beautiful and interesting pot-plants, being taller and more lasting in flower than the well-known <i>E. Dens canis</i> .
Hartwegi	4-8 ins. Cream-white	California Mar.-Apl.	Loam	
Hendersoni	4-6 ins. Pale-rose	Oregon Mar.-Apl.	and	
Howelli	4-6 ins. Pale mauve	„	peat	
Johnstoni	4-6 ins. Rose-pink	„		
* <i>Fritillaria aurea pudica</i>	6 ins. Yellow 4-6 ins. Yellow	A. minor March Rocky Mts. April	Sandy loam and leaf-mould	Liliaceæ. <i>F. aurea</i> has a large drooping bell yellow flecked with brown. A lovely plant. Several bulbs should be grown in a pan. <i>F. pudica</i> is quite distinct.
<i>Hyacinthus azureus</i>	4-6 ins. Sky blue	A. minor Jan.-Feb.	Loam and leaf-mould	Liliaceæ. Several bulbs should be grown in a pot.
<i>Iris bakeriana</i>	4-6 ins. Blue and violet	Armenia Jan.-March		Iridææ. All here named are bulbous species. <i>I. Heldreichi</i> is very distinct, lasting long in flower, and one of the most beautiful of the recent introductions from Asia minor, only a few of which are given here.
Danfordiæ	3 ins. Yellow	A. minor Jan.-Feb.	Rich gritty loam	
* <i>Heldreichi</i>	2-5 ins. Grey-blue and purple	A. minor Jan.-Feb.	and	
* <i>Histrio</i>	4-6 ins. Blue with spotted falls	Palestine Jan.-Feb.	leaf-mould	
<i>persica</i>	3-4 ins. Pale bluish, green and violet	Persia Feb.-March		

Name.	Height and Colour.	Country and Season under Glass.	Soil.	General Remarks.
Leucojum vernum (Spring Snowflake)	6-8 ins. White	Cent. Europe Feb.-Mar.	Ordinary potting soil	Amaryllideæ. A well-known Spring bulb.
Merendera caucasica	3-4 ins. Pale purple	Caucasus Feb.-Mar.	Moist sandy loam	Liliaceæ. Very like a small colchicum, to which it is nearly related.
Narcissus Bulbocodium = Corbularia (Hooped Petticoat)		S. Europe	Sandy loam and leaf-mould	Amaryllideæ. These small Narcissi are all charming, and with care do well and increase in pots. The bulbs are so small that they are only suitable for a rock garden otherwise.
*vars. citrinus	4-6 ins. Sulphur	Feb. and		
*conspicuus	4-8 ins. Yellow	March		
*monophylla	3-4 ins. White	Algeria Jan.-Feb.		
Narcissus cyclamineus	6-8 ins. Pale yellow	Portugal March	Moist soil	N. cyclamineus has reflexed petals, as denoted by its name.
minor	4-6 ins. Bright yellow	Europe Feb.-March	Ordinary potting soil	These are the smallest Trumpet daffodils.
minimus triandrus	3-4 ins. 6-10 ins. White to sulphur	Spain and Portugal Mar.-Apl.	Sandy loam and leaf-mould	A charming little species with many varieties. Well adapted for pot culture. Petals reflexed.
Puschkinia scilloides	4-8 ins. White striped blue	A. minor March	Rich sandy loam	Liliaceæ. Allied to Scilla.
Scilla bifolia var. taurica	6-8 ins. Bright blue	A. minor Feb.	Sandy loam	Liliaceæ. The best var. of S. bifolia.
sibirica	„ or white	Siberia Feb.	„	
Scoliopos Bigelovii	3-6 ins. Chocolate and brown	California Jan.-Feb.	Sandy loam	A curious and attractive little bulb, in habit and leaf like Erythronium, with a small three-petaled flower of remarkable colouring. Introduced about ten years ago.

Name.	Height and Colour.	Country and Season under Glass.	Soil.	General Remarks.
* <i>Sisyrinchium grandiflorum</i>	6-9 ins. Purple or white	N.-W. America Jan.-Feb.	Sandy peat	Irideæ. Eight to twelve should be grown in a pot, as the habit is very slender. It sometimes will flower as early as New Year's Day.
<i>Tecophilæa cyanocrocus</i>	6-9 ins. Gentian-blue	Chili Mar.-Apl.	Sandy peat and leaf-mould	Hæmodoraceæ. The Chilean Crocus. Pot in August and keep rather dry until fairly growing.

HARDY BULBS AND TUBERS NOT MENTIONED UNDER ALPINE HOUSE LIST

Name.	Height and Colour.	Country and Season under Glass.	Soil.	General Remarks.
Anemone coronaria (Poppy anemone)	9-12 ins.	S. Europe Early to late Spring	Good rich loam	Ranunculaceæ. The choicer kinds, especially the double vars., are very useful in early spring in the quite cold greenhouse. There are several garden forms of A. stellata.
stellata	6-8 ins. Rosy purple or white	S. Europe Mar.-Apl.	,,	
Brodiaea uniflora	4-6 ins. White or pale blue	Buenos Ayres Mar.-Apl.	Ordinary potting soil	Lily Order. A good many new species of Brodiaea have been introduced of late years which may prove useful as pot-plants grouped with suitable foliage, the stems being tall and leafless.
Convallaria majalis	6-12 ins.	European	Rich sandy loam	Lily Order. The vars. of Lily of the Valley named are amongst the best.
Fortin's variety "Victoria" var.	White	Mar.-Apl. ,,	,,	
Cyclamen europæum	4-6 ins. Purple-red or white	Cent. Eur. Sept.-Oct.	Sandy loam and leaf-mould and a little lime	Primrose Order. The autumn-flowering cyclamens bloom before the leaves, but keep their rosettes of beautifully marbled foliage through the winter and spring. This is a recently introduced Spring-flowering species with rather large foliage and flowers.
neapolitanum	6-8 ins.	S. Europe Aug.-Oct.		
libanoticum	6-8 ins. Pale-rose	Lebanon Feb.-Mar.		

Name.	Height and Colour.	Country and Season under Glass.	Soil.	General Remarks.
Fritillaria Me-leagris	12-15 ins. Che- quered Purple or white	British Mar.-Apl.	Moist sandy loam	Lily Order. Few of the foreign species exceed our own English Snake's Head Fritillary in beauty.
pallidiflora	9-12 ins. Yellow	Siberia Spring	"	
recurva	18-20 ins. Orange- scarlet 2 ft.	California April- May		
Gladiolus Col- villei albus	White	Hybrid Apl.-May	Loam and sandy leaf- mould	Iris Order. The well- known gladiolus "The Bride."
ramosus (vars.)	2 ft. Shades of scarlet	Hybrids June-Aug.		These belong to the early summer flowering class.
Iris cristata	4-6 ins. Lavender -blue	U. S. A. Early summer	Ordinary potting soil	Iris Order. The Common Flag iris and the dwarf I. pumila in their many beautiful forms will flower early under glass if grown out-of doors and lifted in Jan. For this purpose, plants specially grown in a reserved bed should be used.
germanica	2-3 ft. Various	"	"	
pumila	4-6 ins. Various	"	"	
reticulata and cyanea	6-8 ins. Purple Bright blue	Caucasus Jan. to March	Sandy loam and leaf- mould	These beautiful bulbous irises, though quite hardy, are well worthy of the shelter of glass.
Histrioides	Light violet			
Krelagei	Red- purple			
Sophenensis sindjarensis	Varies 9-12 ins. Slaty blue and cream	Mesopota- mia March	Sandy loam	A pretty new bulbous species.
Xiphioides (English I.)	2-3 ft. Various	Pyrenees July	"	English Iris is stronger growing with larger flow- ers than the Spanish I.

Name.	Height and Colour.	Country and Season under Glass.	Soil.	General Remarks.
Xiphium (Spanish I.)	2-3 ft. Blue, yellow, bronze, &c.	S. Europe May- June	Sandy loam	
Kniphofia corallina Macowani	12-18 ins. Scarlet 12-15 ins. Orange- red	Hybrid Autumn C. Colony August	„ „	Lily Order. These dwarf "Red-hot Pokers" make good pot-plants, but should stand out of doors until about to open their flowers to get full colour.
Milla biflora	6 ins. White	Mexico August	Rich sandy loam	Lily Order. The small bulbs are apt to be lost unless grown in pots.
Narcissus (Scil- ly White, &c.)				Amaryllis Order. Indis- pensable for cold house. For best vars. see any good Catalogue of Spring Bulbs.
Oxalis floribun- da	9-12 ins. Rose	Chili Through- out summer	Sandy loam	Geranium Order. The Sor- rels only open in sunshine or under artificial light.
incarnata	9-2 ins. Pale lilac	C. of G. Hope Spring	„	
lobata	2-3 ins. Golden yellow	Chili Autumn	„	
Ornithogalum nutans var. boucheanum	9-12 ins White and green	S. Europe March	Rich sandy loam	Lily Order. Remarkably effective under artificial light. Scarcely ever seen in good flower out of doors owing to slugs eat- ing off the stems.
Paradisea Liliastrum ma- jor (St. Bru- no's lily)	12-15 ins. Pure white	Switzer- land April	Rich sandy loam	Lily Order. Like a minia- ture Madonna lily.
Ranunculus asiaticus	8-12 ins. Various	S. Europe and Asia Early Spring	Loam and leaf- mould	Buttercup Order. These may be grown in pots in cool frames with plenty of ventilation, as they are easily drawn up and spoilt by too much

Name.	Height and Colour.	Country and Season under Glass.	Soil.	General Remarks.
Sternbergia fischeriana	4-6 ins. Yellow	Caucasus Jan.-Feb.	Ordinary potting soil	coddling. Plant the tubers in September and October. Very ornamental when well managed. Amaryllis Order. Useful from flowering in early winter, when the crocus-like flowers are pretty.
Trillium grandiflorum	12-18 ins. White	N. Am. April	Sandy peat and leaf- mould Loam and leaf- mould	Lily Order. The American Wood-lily, so called.
Tulipa clusiana	8-12 ins. Rose and white	S. France Spring	Loam and leaf- mould	Lily Order. All kinds of Tulips beginning with the early Van Thols and including many beautiful species as well as florists' varieties, are invaluable for the Spring months from January (if planted early enough) to June.
fragrans	12 ins. Yellow	Algiers April	,,	
retroflexa	18 ins. Yellow	Hybrid May	,,	

HALF-HARDY BULBS AND TUBERS.

Name.	Height and Colour.	Country and Season under Glass.	Soil.	General Remarks.
Agapanthus umbellatus	2-3 ft. Blue and white var.	S. Africa Summer and Autumn	Good rich loam	Lily Order. Admirable in pots and tubs for many purposes, and can be stowed in an out-house during winter.
Alstrœmeria pelegrina alba	12-15 ins. White	Chili May-June	Sandy loam and leaf-mould and a little peat	Amaryllis Order. A lovely plant. Best grown in a long lily pot.
Anoiganthus breviflorus				
Arthropodium cirrhatum	2 ft. and upwards White	N. Zealand May	Sandy loam and peat	Lily Order. Beautiful plants both in foliage and branching heads of small but numerous flowers.
paniculatum	18 ins. White	N. S. Wales May		
Begonias Tuberous vars.	Scarlet to white and yellow	Hybrids	Sandy loam and leaf-mould	Begonia Order. A great summer show can be made with these popular plants, and the tubers can be kept in sand or cocoa-fibre in any safe place away from winter frost.
Canna indica	Dwarf and tall vars. Shades of scarlet and yellow	Hybrids Summer and Autumn	Rich loam and sandy peat	Ginger Order. These are most accommodating plants, and are admirable both in foliage and flower. It is better to start the root-stocks early in a cucumber frame. These can be stored during winter in any dry frost-proof place.

Name.	Height and Colour.	Country and Season under Glass.	Soil.	General Remarks.
Crinum Moorei	2-3 ft. Pale pink	Natal Early Summer	Rich sandy loam	Amaryllis Order. These are remarkably fine plants. The bulbs are large and take large pots. Plenty of water in summer and kept rather dry in winter.
Powellii	2-3 ft. Rose red	Hybrid	"	
P. album	White	Summer	Sandy loam and fibrous peat	Amaryllis Order. Slender elegant plants. With care, the bulbs increase fast, especially C. McKenii.
Cyrtanthus angustifolius	8-12 ins. Orange	C. of G. Hope May		
lutescens	Lemon	Feb.-Mar.	Rich loam	Daisy Order. These species of Dahlia may be used with good effect for late autumn flowering. For this purpose they should be plunged in the open border, and all buds picked off until they are wanted to flower. Tubers stored in winter.
Macowani	Scarlet	Early Summer		
McKenii	White	Summer	Sandy loam and leaf-mould	Iris Order. These succeed much better when grown without heat, but will bear no frost. There is a pretty new species (F. Armstrongi) with pink flowers.
Dahlia cocci- nea	3-4 ft. Scarlet	Mexico Autumn		
Mercki (= D. glabrata)	2-3 ft. Lilac	Mexico October	Rich loam	Lily Order. A new late variety which should be inquired for.
Zimapani (= Cosmos diversifolia)	1-2 ft. Dark maroon	Mexico July-October		
Freesia refracta	10-12 ins.	C. of G.	Sandy loam and leaf-mould	Iris Order. All the hybrid gladioli may be grown successfully in pots, but should stand out of doors until they flower to ensure sturdy growth. Start under glass.
alba	White	Hope		
Leichtlinii	Yellow	"	Rich sandy loam	Amaryllis Order. Curious and interesting plants. The leaves of H. albiflos are evergreen. All require a season of complete rest and dryness after flowering.
Funkia lancifolia, var. tardiflora	1-2 ft. Lilac	Japan Late Autumn		
Gladiolus Saundersii	1½-2 ft. Pale scarlet	S. Africa Early Autumn	Rich sandy loam	Amaryllis Order. Curious and interesting plants. The leaves of H. albiflos are evergreen. All require a season of complete rest and dryness after flowering.
Lemoinei	Various	Hybrids Summer		
nanceianus	"	"	Sandy loam and fibrous peat	Amaryllis Order. Curious and interesting plants. The leaves of H. albiflos are evergreen. All require a season of complete rest and dryness after flowering.
Hæmanthus albiflos	12 ins. White	S. Africa June		
*puniceus	Orange-salmon	"	Sandy loam and fibrous peat	Amaryllis Order. Curious and interesting plants. The leaves of H. albiflos are evergreen. All require a season of complete rest and dryness after flowering.
*sanguineus	Scarlet	"		
*tigrinus	Crimson	April	"	

* Flower-heads appear before the leaves.

Name.	Height and Colour.	Country and Season under Glass.	Soil.	General Remarks.
Iris fimbriata (= I. chinensis)	1-1½ ft. Lilac-blue	China Apl.-May	Sandy loam and leaf-mould	Iris Order. A charming but rather tender species, which is impatient of root disturbance. Stand out of doors after flowering.
Ixias	12-18 ins. Various	S. Africa May-June	Sandy light loam	Iris Order. Ixias do best potted in October and sheltered in a cold frame. Six or eight corms to a 5-in. pot. I. viridiflora is one of the most beautiful.
Lachenalia luteola	6-8 ins. Yellow and red	S. Africa May	Loam with a large pro-	Lily Order. Beautiful and easily-managed bulbs (see p. 58)
Nelsoni pendula	Golden Rosy purple	,, November	portion of sharp coarse	
tricolor and vars.	Yellow, scarlet, and purple edged	Early	sand	
Laipeyrousia cruenta (= Anomatheca)	6-10 ins. Pale carmine Spotted crimson	S. Africa June	Light sandy loam	Iris Order. Charming little bulbs, which flower for a long time. Repot every season in Feb. or March. Easily raised from seed and flower the following year.
Libertia formosa	12-18 ins. White	Chili May	Rich sandy peat	Iris Order. A pretty and uncommon plant.
Nerine corusca Fothergilli Sarniensis (Guernsey lily) rosea pudica undulata	10-12 ins. Scarlet ,, Crimson Rose-pink White Pale pink	S. Africa All Autumn flowering	Loam and leaf-mould with crushed charcoal is an excellent compost for these	Amaryllis Order. Most beautiful bulbs with large heads of flowers which appear before the leaves. (See pp. 62, 63.)

Name.	Height and Colour.	Country and Season under Glass.	Soil.	General Remarks.
Ornithogalum arabicum aureum	12-15 ins. White 6-12 ins. Golden yellow	Spain Summer Cape June	Sandy loam and leaf- mould	Lily Order. Handsome cool greenhouse bulbs.
Oxalis Bowei	6-10 ins. Deep- rose	Cape August	Sandy light loam	Geranium Order. O. cer- nua is an excellent basket plant for sunny positions. (Bermuda buttercup.)
cernua	6 ins. Lemon	Madeira April	"	
enneaphylla	4 ins. White or pale pink	Fuegia June	"	
Pancratium illyricum maritimum	1-1½ ft. White "	S. Europe Summer "	Very sandy loam	Amaryllis Order. Fine sweet-scented flowers. Grow three in a large pot P. illyricum is the har- diest.
Richardia æthio- pica	1-2 ft. White	S. Africa May-June	Rich loam and leaf- mould	Arum Order. When brought on for early flowering, arums must be carefully protected from frost in cold greenhouse as the leaves are easily injured. This plant is the Pig-lily of Cape Colony, where it will probably be a lost plant in a few years!
Roscoea pur- purea	6 ins. Purple (Orchis- like)	Himalaya July-Aug.	Sandy loam and peat	Ginger Order. This plant used to be grown in stove- heat, but has proved to be hardy in the southern counties.
Sparaxis (= Dierama)	3-4 ft. and upwards	S. Africa	Light sandy loam	Iris Order. Better known as Sparaxis, but now Dierama. Treatment as for Ixias. Very fine plants.
pulcherrima	Purple- red	Autumn		
pendula	Lilac	June		
Sprekelia formosissima	6-12 ins. Blood red	Mexico Mid- summer	Sandy fibrous loam and leaf- mould	Amaryllis Order. Jaco- bæa Lily. Remarkable in form and colour. Bulbs can be stored through the winter.

Name.	Height and Colour.	Country and Season under Glass.	Soil.	General Remarks.
<i>Tropæolum azureum</i>	Slender twiners Sky-blue	Chili October	Sandy peat and leaf-mould	Geranium Order. A single tuber in a pot. Elegant and showy. It is best to re-pot the tubers as soon as the foliage is dead.
<i>brachyceras</i>	Yellow	Chili June	"	
<i>tricolorum</i>	Scarlet yellow and black	Chili Apl.-May	"	
<i>Vallota purpurea</i>	12 ins. Scarlet	S. Africa Summer	Good sandy loam	Amaryllis Order. The well-known Scarboro' lily. An evergreen bulb, which must always be kept growing and disturbed as little as possible at the root
<i>Veltheimia viridifolia</i>	12-18 ins. Rosy-purple	S. Africa Spring	Light loam and leaf-mould	Lily Order. Bright green wavy leaves and a handsome spike of pendulous flowers. Some varieties are better coloured than others. Easily managed.
<i>Watsonia angusta</i> var. <i>Ardernei</i> and others	1-2 ft. Red White	S. Africa C. Colony June	Sandy loam and a little peat	Iris Order. These require the usual treatment of Cape bulbs—to be kept dry when at rest. The white var. is a comparatively new plant, and is very fine.
<i>Zephyranthes Atamasco</i>	6-10 ins. White	Virginia Early Summer	Rich sandy loam	Amaryllis Order. The Zephyr flowers are all pretty, but <i>Z. carinata</i> is remarkably fine, and worth any trouble to succeed with. Several bulbs in a pot.
<i>candida</i>	White	La Plata September	"	
<i>carinata</i>	Rose-pink	Central America June	"	

LILIES FOR POTS

Name.	Height and Colour.	Country and Season under Glass.	Soil.	General Remarks.
Lilium Alexandræ	1½-2 ft. Pure white	Japanese hybrid July-Aug.	Sandy loam and leaf-mould	One of the newer lilies, having been introduced about ten years. Intermediate between L. auratum and L. longiflorum. Starts to grow early in the year. Use deep pots for mulching stem roots.
auratum	3-4 ft. or more Ivory-white and gold	Japan June to Sept.	Moist sandy peat and leaf-mould	The well-known Golden Lily. Mulch the stem-roots.
Brownii	2-3 ft. White with a purple line and stained purple outside	Japan July and Aug.	Sandy loam and peat	A fine species, with long bell-shaped flowers with red anthers. Stem-roots.
candidum	2-4 ft. Pure white	S. Europe and A. minor May	Sandy loam and leaf-mould	The Madonna Lily. No stem-roots.
Catesbæi	1-2 ft. Orange-red spotted maroon	N. W. America Summer	Moist peat and a little sandy loam	A small but bright lily with erect bell-shaped flowers. Quite hardy, but a little difficult to grow well.
Lilium davuricum	2-3 ft. Orange flushed red	Siberia July	Rich sandy loam	Flowers in upright umbels.

Name.	Height and Colour.	Country and Season under Glass.	Soil.	General Remarks.
elegans (= thunbergianum)	1 ft. Orange-scarlet	Japan June and July	Peat, sandy loam, and leaf-mould	There are many hybrid varieties of this fine dwarf lily of different shades of colour, such as those named.
Vars. : alutaceum atro-sanguineum citrinum	Buff Deep red Lemon yellow			Stem-roots.
Grayi	1½-2 ft. Red spotted purple Turn cap.	Roan Mts. of N. Carolina Spring	Moist sandy peat and loam	An elegant lily with creeping rhizomes and no stem-roots.
Krameri	2-3 ft. Fragrant pink	Japan Summer	Rather stiff sandy loam and peat	Difficult, but worth any trouble to grow well. Stem-roots.
longiflorum var. longiflorum insulare (said to be one of the most robust forms)	1-2 ft. Pure white	Japan June and July	Light rich loam and sandy leaf-mould	White Trumpet Lily. One of the most delightful and satisfactory. The Japanese form is stronger and better suited for the present purpose than the Bermuda-grown L. Har-risi. Stem-roots.
Martagon var. album	3-4 ft. Pure white	S. Europe June	Sandy loam and leaf-mould	A very fine lily for a shady corner of conservatory or verandah grouped with foliage plants and robust where it is happy. No stem-roots.
philadelphicum	18 ins. and upwards Orange spotted	N. Am. July and Aug.	Moist sandy peat	Leaves in whorls. Flowers bell-shaped and erect. A rather delicate lily, but very pretty where it succeeds. No stem-roots.
rubellum	12-15 ins. Rosy-pink	Japan June	Leaf-mould and sandy loam	One of the newer lilies, which promises to be a vigorous and very desirable species. Four to eight funnel-shaped flowers on a stem.

Name.	Height and Colour.	Country and Season under Glass.	Soil.	General Remarks.
speciosum vars. Krätzeri roseum rubrum	2-3 ft. White Pink Rose	Japan July to Sept.	Rich loam, peat, and leaf- mould	Well known as <i>L. lancifolium</i> . A charming species in all its varieties. Stem-roots.
tenuifolium	12-15 ins. Scarlet Turn-cap	Siberia May and June	Sandy loam and peat	A distinct and delicate little lily. Easily raised from seed, and should be constantly renewed. A specialist's plant.
tigrinum superbum	2-4 ft. Full apricot spotted chocolate	China and Japan Autumn	Sandy loam and leaf- mould	Tiger-lily—an old garden favourite, but extremely desirable from its unusual shade of deep apricot. The variety named is considered the best for pots. Readily increased by leaf-bulbils. Stem-roots.
umbellatum	Vars. vary in height Orange to deep red	European Alps	Sandy loam and leaf- mould	The garden form of <i>L. croceum</i> . There are many varieties which are very handsome and hardy. Heads of upright bell-shaped cups. Stem-roots.

HARDY FOLIAGE PLANTS FOR GROUPING

Name.	Height and Colour.	Country and Season under Glass.	Soil.	General Remarks.
<i>Acanthus latifolius spinosus</i>	Ever-green 2-3 ft.	Cent. and S. Europe ,,	Ordinary potting soil	Acanthus Order. These make fine pot plants, and may be planted out to recruit during the summer and lifted for winter foliage.
<i>Aralia Sieboldi</i> = <i>Fatsia japonica</i>	1-3 ft. Ever-green	Japan	Rich potting soil	Ivy Order. A useful and fine shrub either in a small or large state.
<i>Araucaria Bidwillii excelsa</i>	Ever-green ,,	Moreton Bay Norfolk I.	Sandy loam and leaf-mould	Conifers. These two pines are very useful in a small state, and may be grown in pots for years. They can be raised from seed.
<i>Bambusa tessellata</i>	2-2½ ft. Large leaved	China and Japan	Good rich loam	Grass Order. This is a dwarf species, which might be employed in various ways, but some of the taller bamboos should be tried. They are largely grown in Italy in pottery.
<i>Centaurea ragusina</i>	1-2 ft. Silvery foliage	S. Europe	Sandy loam	Daisy Order. Handsome where grey-toned leafage is wanted.
<i>Chamæcyparis obtusa pisifera</i>	Dwarf Ever-green	Japan	Rich and rather moist loam, but well drained	Conifers. Popularly known as <i>Retinosporas</i> , and valuable for winter greenery.

Name.	Height and Colour.	Country and Season under Glass.	Soil.	General Remarks.
Chamærops excelsa humilis (Hardy Fan Palms)	Dwarf Ever-green	China and Japan S. Europe	Rich loam and leaf-mould	Palms. The first is now known as <i>Trachycarpus excelsus</i> . These dwarf Fan Palms are easily raised from seed, and though slow-growing (unless pushed on in heat), are useful at all stages and very handsome when well grown. <i>C. humilis</i> is the dwarfer of the two, and may be distinguished by the spines upon the leaf-stalks. They require abundance of water in summer.
Cupressus funebri glauca	Ever-green with very glaucous foliage	China	Light but rich loam	Conifers. A very beautiful and distinct weeping Cypress, which in a young state may be grown very effectively in a pot. Rather tender.
Danæa Laurus = Ruscus racemosus	Ever-green 1 ft. and upwards	Portugal	Good rich loam	Lily Order. Alexandrian Laurel. Not often grown as a pot-plant, but sometimes succeeds well.
Eucalyptus globulus	Blue Gum-tree	Australia	Rich loam and crushed charcoal	Myrtle Order. Seedling plants quickly grow into useful shrubs for the greenhouse where glaucous foliage is often of advantage. <i>E. citriodora</i> is another species often grown in small pots for its fragrant leaves.*
Eugenia Ugni	Ever-green White flowers	Chili	Loam and leaf-mould	Myrtle Order. A pretty shrub at all times, and will fruit in an 8-in. pot. The berries, which are edible, give a delightful scent to the greenhouse when ripe.

* *E. globulus* will stand a certain amount of frost, where there is no draught.

Name.	Height and Colour.	Country and Season under Glass.	Soil.	General Remarks.
Euonymus radicans variegatus	Dwarf Evergreen	Japan	Ordinary potting soil	Spindle-tree Order. The var. named roseo-argenteis with a tinge of red in the variegation is the best form.
Funkia (Plantain Lily) grandiflora	Herbaceous 12-18 ins. White flowers	Japan Autumn	Rich sandy loam	Lily Order. A flowering plant, but invaluable as greenery for associating with other tall growing lilies. Rather tender.
sieboldiana	Pale lilac flowers	„	„	Beautiful glaucous foliage of a peculiar shade. Quite hardy.
Hedera Helix Many varieties, both green and variegated	Climbers or trailers	British mostly		Ivy Order. All kinds of Ivy are invaluable for the cold greenhouse, and may be used in various ways—for screens, hanging-pots, &c. The smaller varieties are best for pots. All can be struck easily from cuttings, but some of the variegated kinds are rather tender and root best under a bell-glass in shade and moisture.
Mühlenbeckia complexa	Evergreen climber or trailer with long wiry stems	New Zealand	Moist gritty loam	Buckwheat Order. In a small state this makes a pretty basket-plant. May be freely cut, and the dark stems with small Spleen-wort-like leaves are very useful in floral decorations.
Myrtus communis Many vars.	Evergreen bush	S. Europe Fls. July	Sandy loam and leaf-mould	Myrtle Order. Both the Common and the Box-leaved Myrtles (fls. Sept.) are good stand-by plants for cold greenhouse. Syringe often in summer.
Nandina domestica	Erect evergreen 3-5 ft.	China Red fruit	Loam and sandy peat	Barberry Order. A handsome Bamboo-like plant. Young foliage tinged with red.

Name.	Height and Colour.	Country and Season under Glass.	Soil.	General Remarks.
Origanum Dictamnus	6-9 ins. Grey-green herb	Crete Summer	Sandy loam	Lavender Order. A pretty little plant with grey woolly leaves and hop-like heads of flower with pinky-green bracts.
Othonna cheirifolia	9 ins. Prostrate stems Yellow fls.	N. Africa	„	Daisy Order. A semi-succulent perennial with glaucous foliage.
Phalaris arundinacea variegata (Ribbon Grass)	2-3 ft.	British	Moist sandy loam	Grass Order. Useful for foliage with early bulbs. Several of the annual grasses may be grown in pots for the same purpose—e.g., <i>Hordeum jubatum</i> (Squirrel tail grass), <i>Lagurus ovatus</i> (Hare's tail grass), and <i>Briza maxima</i> (Quaking grass).
Polygonatum multiflorum (Solomon's Seal)	1½-2 ft.	European	Rich sandy loam	Lily Order. Invaluable for arching foliage with Spring bulbs.
Reineckia carnea variegata	Creeping rhizomes	Japan	Loam and leaf-mould	Lily Order. Tufts of lance-shaped leaves with cream-white stripes.
Senecio maritima	1-1½ ft. Silver-white foliage	S. France	Sandy loam	Daisy Order. Better known as <i>Cineraria maritima</i> . Easily raised from seed, but a good variety should be selected and increased by cuttings.
mikanoides (German Ivy)	Climber	S. Africa	Ordinary potting soil	Useful where a quick growth is wanted for trellis or otherwise. Naturalised in Cornwall, but must not be mistaken for Cape Ivy (<i>S. macrolossus</i>), which is more tender.

Name.	Height and Colour.	Country and Season under Glass.	Soil.	General Remarks.
Sibthorpia europæa variegata	Minute trailer	British	Moist peat and loam	Foxglove Order. The green-leaved type is a rare British plant, carpetting boggy spots in Cornwall. The variegated form is a charming little trailer, each little leaf being bordered with white and succeeds well with living sphagnum in a basket.
Veronica cucpressoides Hectori	Dwarf shrub 12 ins. 1-2 ft.	N. Zealand „	Moist sandy loam and leaf-mould	Foxglove Order. These interesting shrubby Veronicas somewhat resemble certain forms of Conifers. They are often allowed to starve for want of water.

FERNS (BRITISH AND FOREIGN)

The soil in which most ferns will flourish is sandy peat and leaf-mould.

Name.	Height and Colour.	Country and Season under Glass.	General Remarks.
Adiantum Capillus-veneris var. grande	6-12 ins.	Temp. Zone	Evergreen. There are many varieties of the Common Maidenhair. This is a fine sort with very large leaflets.
pedatum	9-12 ins.	N. Am.	Deciduous. Other Adiantums, such as A. cuneatum and A. formosum; will succeed perfectly where frost is excluded, but are only half-hardy.
Aspidium aculeatum, var. proliferum	1-2 ft.	British	Prickly-shield Fern. Many beautiful varieties.
falcatum	12-15 ins.	Japan	
Lonchitis	10-18 ins.	Temp. zone	Holly Fern.
Asplenium Adiantum-nigrum	4-12 ins.	British	Black Maidenhair Spleenwort. "French Fern" of the florist.
bulbiferum	12-18 ins. or more	Australia	A vigorous and useful fern.
Ceterach	3 ins. in dense tuft	British	Scaly Spleen-wort.
Felix-foemina var. plumosum	2-3 ft.	,,	Lady Fern. Many very beautiful forms.
flaccidum	Long weeping fronds	Australia	A form of A. bulbiferum.
marinum	4-12 ins.	British	Sea Spleen-wort. Grows best in moist shade, sheltered from draught.

Name.	Height and Colour.	Country and Season under Glass.	General Remarks.
Trichomanes	Tufts of narrow fronds	British	Maidenhair Spleenwort. This and A. Ceterach are good for moist rock work at the edge of a greenhouse pool or fountain.
Blechnum Spicant (= Lomaria)	9-12 ins. and upw.	British	Hard fern. Bog soil kept moist. Many good forms. Evergreen.
Cheilanthes fragrans	2-4 ins.	S. Europe	Half-hardy. A small but beautiful fern and sweet-scented.
Cryptogramma crispa	6-10 ins.	N. Temp. zone	Parsley Fern. Deciduous. Plant between stones in pot or pan.
Cystopteris bulbifera fragilis		N. Am. British	Bladder Fern. A deciduous species. Multiplied by numerous small dark-green bulblets, which fall and become new plants. C. fragilis is also deciduous but very hardy and elegant. Suitable for small rock-work.
Davallia canariensis	12-18 ins.	Canaries	Hare's-foot Fern. Deciduous and half-hardy.
Doodia aspera	6-12 ins.	Temp. Australia	Evergreen, but half-hardy.
Nephrodium dilatatum	2-3 ft.	British	Broad Buckler Fern.
Filix-mas hispidum	1-3 ft. 12-18 ins.	" N. Zealand	Male Buckler Fern. Half-hardy.
Nephrolepis exaltata	1-2 ft.	Tropics	This fine fern, though tender, will succeed with care in a room in winter. Greenhouse where it can be kept rather moist in summer.
Onoclea germanica (= Struthiopteris germanica) sensibilis		N. Temp. zone but not British N. Am.	Ostrich Fern. These are large-growing, handsome ferns, belonging to the so-called Flowering Ferns like Osmunda. Better for planting out than for pots.
Onychium japonicum	12-15 ins.	China and Japan	A light graceful fern suitable for pots.
Osmunda cinnamomea	2-3 ft.	Canada	Flowering Ferns.
claytoniana	1-2 ft.	Himalayas and N. America	
regalis	2-4 ft.	British	Royal Fern.
Pellaea hastata	6-12 ins.	S. Africa	A pretty half-hardy species.

Name.	Height and Colour.	Country and Season under Glass.	General Remarks.
Polypodium aureum	1-2 ft.		Tender, but does well in a room in winter.
Dryopteris	6-10 ins.	British	Oak Fern. Deciduous.
Phegopteris var. cristatum	6-9 ins.	„	Beech Fern. Deciduous. A fine crested form.
P. vulgare		British	
var. cambri- cum	9-12 ins.		Common Polypody and fine varieties. This fern likes plenty of moisture both at the root and on the fronds.
var. elegantis- simum	„		
Pteris cretica,	6-12 ins.	Crete	Brake Ferns—the group to which our common Bracken belongs.
var. albo-li- neata			P. cretica and P. serrulata are amongst the best known of our ordinary greenhouse ferns.
scaberula	12-15 ins.	N. Zealand	The common Ribbon Fern.
serrulata	9-18 ins.	China	A handsome pale green species.
tremula	2 ft. and upwards	Australia	
Scolopendrium vulgare	6-18 ins.	British	Hart's tongue, of which there are many beautiful frilled and crested varieties.
Trichomanes ra- dicans	4-12 ins.	Ireland	The Killarney Fern. A very fine fern, but, like all the Filmy ferns, succeeds best under a bell-glass or in a Wardian Case.
Woodsia hyper- borea	3-6 ins.	Arc.	Small tufted ferns, liking coolness and moisture.
ilvensis	3-6 ins.	Europe	
obtusa	6-9 ins.	I. of Elba	
Woodwardia ra- dicans	2-3 ft.	U. S. Am.	A very large handsome fern of drooping habit, proliferous at the tips of the fronds.

FERN ALLIES

Name.	Height and Colour.	Country and Season under Glass.	General Remarks.
<i>Equisetum sylvaticum</i>	1-2 ft.	British	Wood Horse-tail. A very elegant plant, too spreading to plant out; but may be grown in a pot or pan to sink amongst stones at the edge of greenhouse pool.
<i>Selaginella denticulata helvetica</i>	Trailing and moss-like	S. Europe Switzerland	The ordinary "Lycopodium." A very hardy species, but does not mat so much. Excellent for feathering up damp stones.
<i>uncinata</i>	,,	China	The blue-tinted <i>Selaginella</i> = <i>S. cæsia</i> . Half-hardy. Cuttings put in early in autumn will winter well under a bell-glass, and will make good plants for the following season.

**FLOWERING SHRUBS WHICH MAY BE GROWN
IN POTS (MISCELLANEOUS)**

Name.	Height and Colour.	Country and Season under Glass.	Soil.	General Remarks.
Abelia rупes- tris	1-3 ft. Lilac- white	China Autumn	Sandy peat and loam	Honeysuckle Order. Flow- ers in a small state, and though not showy, the pale-tinted flowers with chestnut-red calices are very effective. Good for large basket.
Azalea (Rhodo- dendron) in- dica	1-2 ft. White and red	China and Japan Early Spring	Moist sandy peat and loam	Heath Order. The com- mon Azalea flowers with its leaves. The A. mollis section is deciduous and the large flowers precede the foliage. Those ordi- narily known as Ghent Azaleas have a good deal of the character of the N. American and Cauca- sian species (Honeysuckle Azaleas). It is a good plan to plunge Azaleas of all kinds in the open ground during the Sum- mer, and to re-pot in early Autumn. In flower according to treatment from February (the earlier) to May.
sinensis = mollis	" " Orange and yellow shades	" " Middle season	" "	
Ghent	Pale pink, sulphur, or white	Hybrids Latest to flower		
Berberis Dar- wini	2 ft. or more Orange Ever- green	Chili April	Rich sandy loam	Barberry Order. These answer well in pots. Plunge out of doors du- ring Summer and prune back as needed after flowering.

Name.	Height and Colour.	Country and Season under Glass.	Soil.	General Remarks.
stenophylla	Arching branches Bright yellow	Hybrid Feb. Mar.		
Brugmansia sanguinea suaveolens	3-4 ft. Orange 3-4 ft. White	S. Am. Late Summer	Rich sandy loam and leaf-mould	Night-shade Order. These handsome shrubs may be grown in tubs and cut down as soon as flowering is over; or as standards. Protect during Winter and bring into greenhouse as soon as fear of frost is over. Few things repay a little care more fully.
Camellia japonica	From 18 ins. and upwards Shades of red to white	Japan Spring	Sandy peat and loam	Camellia Order. Quite hardy, but the flowers are the better for protection from weather. C. reticulata (large growing) is one of the finest.
reticulata	Semi dble Bright rose	China		
Sasanqua	Dwarf small-flid. single	China		
Caryopteris Mastacanthus	2 ft. or more Lavender-blue	China October	Sandy	Verbena Order. A late flowerer out-of-doors; and rather tender, for which reason it is often grown for the greenhouse in Autumn.
Cassia corymbosa	2 ft. and upwards Yellow	Buenos Ayres	Rich sandy loam and peat	Broom Order. A handsome shrub, which will grow for years and flower well in a large pot.
Cercis Siliquastrum	Tree Purple or rose	S. Europe May	Rich sandy loam	Broom Order. It is not generally known that the Judas Tree can be easily raised from seed, and flowers well in a small state.

Name,	Height and Colour.	Country and Season under Glass.	Soil.	General Remarks.
<i>Choisya ternata</i> (Mexican Orange-flower)	2 ft. and upwards	Mexico Spring	Rich light loam	Rue Order. A popular shrub. Plunge out of doors after flowering. Prune when needed after flowering.
<i>Clematis calycina</i>	Climber ever-green and winter flowering greenish white	Corsica Jan.-March	Rich loam and a little lime	Buttercup Order. The Balearic <i>Clematis</i> , with its dark bronze-green foliage and pale spotted bell flowers, is distinct and pretty if well grown and trained.
<i>montana</i>	Climber White	Himalaya Mar.-Apl.	„	The well-known Mountain <i>Clematis</i> may be used in the same way. The large-flowered hybrid <i>clematises</i> are now often used for spring decoration; grown in 5-in. or 6-in. pots for the greenhouse.
<i>Cistus lusitanicus</i>	1-1½ ft. White with crimson spots	Portugal May-June	Sandy peat and loam	<i>Cistus</i> Order. A lovely little shrub with flowers nearly as large as those of the Gum <i>Cistus</i> , falling but renewed each day.
<i>purpureus</i>	2-4 ft. Purple spotted	Levant June	„	More tender, but a good greenhouse plant, with fragrant leaves.
<i>Coronilla Emerus</i> (Scorpion Senna)	3 ft. and upwards Bright yellow	S. Europe Spring	Loam and sandy peat	Broom Order. A bright and beautiful spring flowering shrub.
<i>glauca</i>	1½-2 ft. Sea-green foliage and pale yellow flowers	S. Europe October and November		<i>C. glauca</i> is very useful on account of its late blooming.
<i>Cytisus fragrans</i>	Yellow	Canary Islands	Sandy loam	Broom Order. Hardy in the southern counties, and may be grown in greenhouse protected from actual frost.
<i>filipes racemosus</i>	White	Teneriffe		<i>C. filipes</i> is very graceful as a weeping plant grafted on <i>laburnum</i> .

Name.	Height and Colour.	Country and Season under Glass.	Soil.	General Remarks.
<i>Deutzia gracilis</i>	1-2 ft. White	Japan Mar.-Apl.	Rich sandy loam	Saxifrage Order. Cut out old wood and plunge in open air as soon as new growth is fairly strong. Many new and desirable hybrids have been raised.
<i>Lemoinei</i>	White and pink	Hybrid		
<i>Kalmæflora</i>				
<i>Diervilla</i> (= <i>Weigela</i>) <i>hortensia nivea</i>	2 ft. and upwards Pure white	Japan May	Good moist sandy loam	Honeysuckle Order. A remarkably fine bush in foliage and flower. Rather tender. The only one of the <i>Weigelas</i> suitable for the greenhouse.
<i>Echium callithyrum</i>	2-3 ft. Gentian-blue	Canary Islands	Sandy loam and peat	Forget-me-not Order. A striking and beautiful Bugloss.
<i>Fabiana imbricata</i>	1-2 ft. White	Chili Apl.-May	Loam and sandy peat	Night-shade Order. This plant is often mistaken for a heath, which it much resembles.
<i>Fuchsia corymbiflora</i>	2-3 ft. Deep scarlet crimson	Peru Summer	Rich sandy loam and leaf-mould	Evening Primrose Order. A very handsome species, seldom seen now. Large leaves with red mid-rib and long slender drooping flowers. <i>F. fulgens</i> is also fine and distinct. The N.Z. species makes a pretty basket-plant when well set with rosy-purple fruit. All kinds of fuchsias are admirable for summer and autumn in the cold greenhouse, because the leafless plants can be stored away without difficulty during winter.
<i>fulgens</i>	1 ft. Orange-scarlet	Mexico Summer		
<i>procumbens</i>	Creeping Flowers inconspicuous	N. Zealand		
<i>Forsythia suspensa</i>	Long arching branches Yellow	China and Japan Feb.	Rich loam and leaf-mould	Olive Order. This will make a charming pot-plant for very early spring. After flowering, the shoots should be cut back hard, and new growth encouraged for the next season.

Name.	Height and Colour.	Country and Season under Glass.	Soil.	General Remarks.
<i>Gillenia trifoliata</i>	1-2 ft. Pink and white	N. Am. June and July	Moist sandy peat and loam	Rose Order. An elegant little shrub somewhat like <i>Spiræa</i> .
<i>Hydrangea hortensis</i>	1-2 ft. Pink or blue	China Early summer to autumn	Rich gritty loam	Saxifrage Order. No specific compost has yet been discovered to give blue flowers without fail. Crushed Cornish granite in the soil and sea-air seem to favour their production. The white var. is very good.
var. <i>Thomas Hogg</i>	Pure white			
<i>Hypericum chinensis</i>	8-12 ins. Yellow	China Spring	Sandy loam	St. John's Worts. A pretty low-growing, spreading shrub for a basket. Flowers 2 ins. across.
<i>Kerria japonica</i>	2 ft. and upwards Yellow	Japan Early spring	Good sandy loam	Rose Order. The single form is very pretty and not very common.
<i>Lonicera fragrantissima</i>	Low Ever-green climber	China Jan.-Feb.	Light rich loam	Honeysuckle Order. This is not showy, but is welcome from its very early sweet-scented flowers.
<i>Magnolia stellata</i>	1-3 ft. White	Japan Feb.-Mar.	Rich sandy loam and leaf-mould	Magnolia Order. A lovely species, and the one most suitable for pots. Should be plunged in a warm sheltered position during summer. <i>M. conspicua</i> is sometimes used in the same way for a large conservatory.
<i>Nerium Oleander</i> and varieties	Ever-green 3-4 ft. Pink, white, or buff	Palestine and S. Europe Late summer	Moist rich loam and leaf-mould	Periwinkle Order. The best varieties of Oleander both single and double, are of continental origin. They should be grown in a sunny open air position during early summer and may stand in a deep saucer of water. This should be discontinued after flowering is over, when the plants go to

Name.	Height and Colour.	Country and Season under Glass.	Soil.	General Remarks.
<i>Pernettya mucronata</i>	Ever-green 1½-2 ft. Fls. white with coloured berries	Straits of Magellan	Moist sandy peat and leaf-mould	rest and may then be cut back. Much grown all over the continent even by the peasants, who winter their plants indoors in cowsheds or cellars. Heath Order. Very effective when in fruit during late autumn and winter. Many varieties with large berries of various shades of pink, red, purple, to white.
<i>Pieris</i> (= <i>Andromeda</i>) <i>floribunda</i>	2-4 ft. White	U. S. A. Mar.-Apl.	Moist peat and leaf-mould	Heath Order. Evergreens with waxy <i>Arbutus</i> -like flowers. These do best planted out during summer and lifted and potted about October.
<i>japonica</i>	3 ft. White	Japan May	leaf-mould	
<i>Prunus sinensis alba plena</i>	Dwarf and slender White	China March	Rich potting soil	Rose Order. A charming Plum for early forwarding under glass. <i>P. triloba</i> does best planted out against a wall, but, where it cannot be otherwise grown, will succeed with care in a pot.
<i>rosea plena</i>	Pink	China	"	
<i>triloba fl. pl.</i>	Pink and white	China Mar. Apl.	"	
<i>Punica granata</i> (Pomegranate)	Tall and dwarf vars. Scarlet	Persia Summer and autumn	Rich sandy loam	Loosestrife Order. This, though a wall-tree, is much grown in Germany in pots or tubs, and should be so employed more frequently in England for corridors or verandahs.
<i>Raphiolepis japonica</i>	3 ft. Pure white and sweet-scented	Japan May	Sandy loam and peat	Rose Order. Japanese Hawthorn. A distinct and desirable shrub.

Name.	Height and Colour.	Country and Season under Glass.	Soil.	General Remarks.
Rhododendron dauricum præcox	3 ft. Purple	Siberia Jan.-Mar.	Peat, loam, and	Heath Order. These small flowered early Rhods. are extremely useful for win- ter and spring, where there is only a glass shelter. B. racemosum is new, with terminal racemes of pink and white flowers, and is very distinct.
racemosum	Rosy purple 1 ft. and upwards Pink and white	Hybrid Feb.-Mar. China April	leaf- mould	
Spiræa, var. Houttei	1½-2 ft. White	Hybrid April	Rich light loam	Rose Order. Much grown for pots. A desirable variety for early spring.
Veronica hul- keana	Ever- green 1-2 ft. Lilac	N. Zealand May	Good moist sandy loam	Foxglove Order. Many of the smaller growing N. Zealand Veronicas make good pot-plants. They like sun and abundance of water.
speciosa (many varieties)	Shades of purple and crimson	N. Zealand Summer		
Viburnum pli- catum	2-3 ft. White	Japan April	Rich free moist loam	Guelder Rose Order. A fine shrub, and does well in pots. Most desirable for cold house where it will not flower outside.
Tinus(Laurus- tinus)	1½-2 ft. White	S. Europe Dec.-Mar.		
Wistaria sinen- sis	Climber Lilac or white	China April- June	Ordinary potting soil	Broom Order. Very good grown in standard form for early spring flowering.
Zenobia speci- osa pulverulenta	2 ft. and upwards White	Southern U. S. A. May	Moist sandy peat	Heath Order. A very beautiful dwarf shrub, with glaucous foliage and white bell-flowers.



FLOWERING SHRUBS BETTER SUITED FOR
PLANTING OUT IN LARGE GLASS STRUC-
TURES, WITH TEMPERATURE NEVER
LOWER THAN 35° FAHR.

Name.	Height and Colour.	Country and Season under Glass.	Soil.	General Remarks.
Abelia flori- bunda	Ever- green 6-8 ft. Rosy- purple	Mexico March	Sandy peat and loam	Honeysuckle Order. Both handsome shrubs, not often met with.
triflora	2-4 ft. Red and white	Himalaya June	„	
Abutilon mega- potamicum	Slender 3 ft. Red and yellow	Rio Grande Aut.- Winter	Turfy loam and leaf- mould	Mallow Order. Good pillar plant. Foliage mottled yellow = A. vexillarium.
vitifolium	Robust and tall Pale mauve or white	Chili May		One of the most beautiful of shrubs, but only suit- able where space is ample.
Acacia dealbata (Silver Wattle)	All yellow flowered Racemed heads	Australia	Turfy loam, sand, and leaf- mould	“Mimosa.” Exceedingly fine for large structures. “Among the hardiest and most easily culti- vated of all greenhouse plants.” — <i>Nicholson's Dict. of Gardening</i> . Prune immediately after flow- ering.
leprosa	Globula heads	„		
longifolia	Cylin- drical spikes	„		
platyptera	Solitary heads	Swan River		

Name.	Height and Colour.	Country and Season under Glass.	Soil.	General Remarks.
riceana and others	Long weeping spikes	Tasmania		
Anopterus glandulosus	Ever green 3 ft. White	Tasmania April-May	Sandy loam and peat Rich	Saxifrage Order. A very handsome shrub with polished leaves and long panicles of white flowers.
Buddleia Colvillei	4-6 ft. Pendulous crimson flowers	Himalaya May-June	light loam	Strychnine Order. Fine and very distinct from the well-known <i>B. globosa</i> with orange balls.
Cantua buxifolia	Ever-green 3-4 ft. Rosy-red tubular flowers	Peruvian Andes April	Turfy loam and leaf-mould	Phlox Order. A very beautiful shrub when in flower. Rarely seen.
Carpenteria californica	4-8 ft. White flowers 2-3 ins. across	Sierra Nevada May-June	Light rich loam	Saxifrage Order. One of the finest of white-flowered shrubs. May be grown in a pot or tub, but shows its character much better when planted out.
Cassia corymbosa	4-8 ft. Yellow	Buenos Ayres Summer	Rich sandy loam and peat	Broom Order. Flowers profusely with fine heads of bloom.
Ceanothus azureus	2-4 ft. Pale blue	Mexico Apl.-May	Light rich loam	Buckthorn Order. "Gloire de Versailles" is one of the best, but there are other fine varieties which vary from blue to rose-colour.
Chimonanthus fragrans grandiflorus (Winter Sweet)	3 ft. and upwards Yellow and brown Very sweet-scented	Japan Jan. to March	Turfy loam and leaf-mould	Allspice Order. Flowers on leafless branches at Midwinter. Generally trained against a wall, but that is quite unnecessary. Prune after flowering.

Name.	Height and Colour.	Country and Season under Glass.	Soil.	General Remarks.
<i>Clethra arborea</i>	6 ft. and upwards White	Madeira July-Aug.	Loam and sandy peat	Heath Order. Few greenhouse shrubs are more beautiful.
<i>Clianthus puniceus</i> (Glory Pea)	3 ft. Scarlet	N. Zealand May	Loam and sandy leaf-mould with broken charcoal	Broom Order. A good pillar or wall plant. Subject to red spider, and requires free syringing. <i>C. Dampieri</i> grafted on this or on <i>Colutea arborescens</i> makes a fine basket, as grown at Kew.
<i>Daphne</i> <i>Dauphini</i>	Ever-green 3 ft. and upwards Purple	Hybrid Spring	Sandy loam and leaf-mould	Mezereon Order. A good hybrid form, and in flower for a long time.
Genkwa	Deciduous 2-3 ft. Lilac	Japan Mar.-Apl.	„	This species flowers before the leaves appear. Both are fragrant.
<i>Desfontainea spinosa</i>	Ever-green 3 ft. Scarlet and yellow tubular flowers	Chili August	Light loam and peat	Strychnine Order. Very like a holly in leafage. Flowers $\frac{1}{4}$ -in. in length. This also succeeds in a pot, and is good and distinct.
<i>Desmodium penduliflorum</i>	5 ft. and upwards Deep red, purple, or white	N. China Autumn	Good rich loam	Broom Order. Prune to ground level after flowering.
<i>Fremontia californica</i>	4 ft. and upwards Bright yellow	Sierra Nevada Apl.-May	Sandy loam	Mallow Order. A fine deciduous shrub with leaves somewhat resembling the Fig. The flowers owe their colour to the calyx and not to their petals.

Name.	Height and Colour.	Country and Season under Glass.	Soil.	General Remarks.
<i>Grevillea ros-mariniifolia</i>	3 ft. and upwards Red	Australia June	Sandy peat and loam	Protea Order. The first is hardy in the S. of England. <i>G. thelemanniana</i> is a remarkably pretty shrub with foliage like southernwood, and gem-like flowers. Half-hardy.
<i>thelemanniana</i>	1 ft. and upwards Bright red and red and yellow	Australia Spring		
<i>Hoheria populnea</i>	6-10 ft. White	N. Zealand Autumn	Turfy loam and leaf-mould	Mallow Order. As yet but little known, but likely to prove valuable as an autumn flowering shrub in the cold greenhouse.
<i>Kalmia latifolia</i>	3 ft. and upwards Pink and white Climber	N. Am. April and May	Moist sandy peat	Heath Order. A rhododendron house would also suit these beautiful shrubs.
<i>Lapageria alba rosea</i>		Chili Late summer and autumn	Fibrous peat, loam, and charcoal	Lily Order. <i>Lapagerias</i> of either variety will succeed sometimes in shady positions which are unsuitable for other plants. A narrow restricted root-run suits them best, and they answer well trained over a corridor. They require plenty of water when growing and frequent syringing, as well as protection from slugs for the young shoots. Difficult to establish, but admirably well suited to the cold greenhouse.
<i>Lonicera sempervirens</i>	Ever-green climber Scarlet and yellow	N. Am. May-June	Rich light loam	Honeysuckle Order. The Trumpet Honeysuckle. A very fine climber. Half-hardy.

Name.	Height and Colour.	Country and Season under Glass.	Soil.	General Remarks.
Standishii	Deciduous shrub 4-6 ft. White	China Feb.-March	Rich light loam	L. Standishii is nearly allied to <i>L. fragrantissima</i> , but flowers before the foliage appears. Good for winter flowering.
Mitraria coccinea	Fragrant Dwarf Evergreen with climbing habit Scarlet	Chili July-October	Sandy peat and loam	Gloxina Order. A pretty and uncommon shrub, with somewhat the habit of a fuchsia. The shoots should be pinched now and then to induce bushy growth, and cut back after flowering.
Olearia macrodonta	2 ft. and upwards White daisy-like fls. in heads	N. Zealand June-July	Rich loam and leaf-mould	Daisy Order. One of the "Daisy-trees" of N. Zealand, and a fine species.
Plumbago capensis	2 ft. or more, of climbing habit Pale blue	C. of G. Hope Summer	Fibrous loam and sand	Thrift Order. Rather tender, but succeeds in a cold greenhouse when cut back hard after flowering and kept rather dry in temperature not lower than 35° Fahr.
Poinciana Gilliesii (= Cæsalpinia)	Evergreen 6-12 ft. Yellow with red stamens	S. Am. Early summer	Sandy peat and loam	Broom Order. A tropical looking shrub, and very fine where there is ample space. Hardy in I. of Wight.
Rhododendron ciliatum and many Himalayan species and hybrids			Light sandy peat or sandy loam and leaf-mould No lime	Heath Order. For large unheated glass structures of the Winter Garden order, Himalayan Rhododendrons and their numerous hybrids are magnificent, flowering earlier than the same out of doors.
Sophora tetraptera (= Edwardsia grandiflora)	6-8 ft. Yellow flowers 1-2 ins. long	N. Zealand Spring	Good sandy loam	Broom Order. The N.Z. Laburnum. A very fine shrub for the winter garden.

Name.	Height and Colour.	Country and Season under Glass.	Soil.	General Remarks.
<i>Vaccinium serpens</i>	Dwarf evergreen with arching branches Scarlet	Himalaya April-May	Sandy peat or loam No lime	Cranberry Order. A very distinct and beautiful shrub with a tuberous root-stock and graceful habit.
<i>Vitis heterophylla humulifolia</i> *var. <i>tricolor</i>	Deciduous climber with turquoise-blue fruit	China and Japan	Rich sandy loam	Vine Order. The Hop-leaved Vine is sometimes called the Blue-berried Vine. There is a good variegated form.* Though fairly hardy, it often fails to fruit out of doors, and so misses a main feature of its beauty.

HARD-WOODED PLANTS

GENERAL CULTURAL HINTS.—Pot very firmly in clean pots. Winter in a dry temperature, never falling below 35° Fahr. Give plenty of air at all times by day (but without draughts), except in severe weather. After flowering cut back freely, and when growth is fairly re-established re-pot the plant if required into one size larger. Two or three weeks later, most kinds will be benefited by being plunged in the open air for a couple of months. Water carefully at all times. Return to the greenhouse before there is any fear of frost to perfect growth and set flower buds.

Name.	Height and Colour.	Country and Season under Glass.	Soil.	General Remarks.
Acacia armata	Ever-green 18 ins. and upw. Globular yellow heads	Australia March and April	Peat or loam with sharp sand	Broom Order. Amongst the most easy to grow of hard-wooded plants, and will flower in either small or large pots.
Drummondii	Pale lemon cylindrical heads	Swan River April		
juniperina	Yellow	Tasmania May		
Bauera rubi- oides	Ever- green 1-2 ft. Pink	N. S. Wales Mar.-Apl.	Sandy peat and loam	Saxifrage Order. A pretty little shrub with saucer-shaped flowers continuing for some weeks. Young shoots root easily under bell-glass.

Name.	Height and Colour.	Country and Season under Glass.	Soil.	General Remarks.
<i>Boronia heterophylla</i>	2 ft. and upwards Rosy-purple	Australia March	Sandy peat	Rue Order. Not difficult to manage, being free rooters and fairly quick growers. Lasting a long time in flower. The second very fragrant.
<i>megastigma</i>	1 ft. Purplish-brown and yellow	Australia May	"	
<i>Camellia theifera</i>	Evergreen 2 ft. White	China Nov.-Mar.	Sandy loam and peat	Camellia Order. The Tea plant, pretty and interesting. Not generally known to be a species of Camellia.
<i>Chorizema cordatum</i>	Evergreen Loose slender habit Red and yellow	Australia April	Fibrous sandy peat	Broom Order. Holly-like leaves and pea-flowers. Needs care in potting and watering. C. Lowi of better habit with brighter coloured flowers.
Lowi <i>Correa cardinalis</i>	" Evergreen 2-3 ft. Bright scarlet	" Australia Spring	Sandy peat or loam	Rue Order. Beautiful shrubs with drooping tubular flowers. C. bicolor and C. magnifica are merely vars. of C. speciosa.
<i>speciosa</i> and varieties	Crimson to white	"	"	
<i>Crowea angustifolia</i>	Evergreen 1-2 ft. Red	West Australia Spring	Peat and loam	Rue Order. Easy to manage, but flower best when grafted on Correa.
<i>Saligna major</i>	Pink	"	"	
<i>Daphne indica</i> (= <i>D. odora</i>)	Evergreen 1-3 ft. Purple or white Very fragrant	China Spring	Sandy fibrous peat and charcoal	Mezereon Order. Well-known, but not often well grown. Own root plants are better than grafted ones. Slow growing, and do best in small pots according to size of plant, and are very impatient of over-watering. Cuttings in August under bell-glass.

Name.	Height and Colour.	Country and Season under Glass.	Soil.	General Remarks.
Darwinia macrostegia	Ever-green 1-2 ft. Bell-shaped fls. Cream-white streaked red	Australia May- June	Good fibrous peat and sand	Myrtle Order. The "Tulip-Myrtle" is so fine that it is included in this list though somewhat more difficult to grow than some others of its class. A healthy plant will begin to flower from 6 ins. high. The buds for the next season are formed whilst it is still in bloom and open-air summer treatment does not suit it. A good plant for cold greenhouse, as it resents heat.
Desfontainea spinosa	Ever-green 2-3 ft. Tubular fls. Scarlet and yellow	Peru August	Sandy loam Especially averse to lime	Strychnine Order. This fine shrub should be grown as much as possible in the open air. It seldom flowers well two following seasons, therefore the alternate system suits it best.
Epacris hyacinthina miniata, &c.	Ever-green 1-2 ft. White Red, tipped white	Australia Early Spring ,,	Good fibrous sandy peat ,,	Epacris Order. These lovely plants are not hard to grow, but are generally over-watered. A large number of garden varieties to choose from. Pure white to deep rose.
Erica cavendishiana hyemalis	Ever-green Yellow Pale pink	Cape (hybrid) May-July Winter and spring	Sandy peat	Heath Order. Air-loving plants, but will not endure draught or over-much damp. Both these and Epacris require special conditions to grow them well. A cold frame during summer suits them well.
propendens and many others	Lilac	May-June		
Eriostemon buxifolius	Ever-green 1-3 ft. White and pink	Australia Mar.-June	Sandy fibrous peat	Rue Order. A very pretty shrub which will flower profusely in a small pot. It should stand out of doors from July to the end of September.

Name.	Height and Colour.	Country and Season under Glass.	Soil.	General Remarks.
<i>Hovea celsia</i>	Ever-green Blue-purple	Australia April-June	Sandy fibrous peat	Broom Order. The habit of this pretty plant is somewhat straggling, therefore it must be kept pinched in and trained from the first. It may also be grown as a standard.
<i>Leschenaultia biloba major</i>	Ever-green 1 ft. Bright blue	Australia June-Aug.	Sandy fibrous peat	Goodenovia Order. Very careful potting is necessary as the roots are particularly susceptible of injury. They do not take kindly to open-air treatment, and also like rather more warmth (45°) than any other hard-wooded subjects named. Remarkably fine plants.
<i>formosa</i>	1 ft. Scarlet	June-Sept.	„	
<i>Pimelia ferruginea</i> (= <i>P. decussata</i>)	Ever-green 1-2 ft. Pink	Australia May	Sandy loam	Mezereon Order. This likes more water both at the roots and overhead than many Australian plants.
<i>Polygala dalmaisiana</i>	Ever-green 1-3 ft. Purple	S. Africa April-May	Sandy fibrous peat or loam	Milk-wort Order. Easy to manage and a good plant to begin on in this class. Cut well back after flowering.
<i>Sparmannia africana</i>	Ever-green 1 ft. and upwards White with crimson stamens	S. Africa May	Turfy loam and sand	Lime-tree Order. African Hemp. An easily grown and rather popular soft-leaved shrub which flowers at a small stage, but will grow into a tree.
<i>Trachelospermum jasminoides</i> (= <i>Rhynchospermum</i>)	Ever-green semi-twining Clusters of white fs.	China Summer	Rich sandy loam and peat	Periwinkle Order. This does well as a trained pot specimen and is easily managed, lasting some time in bloom and very sweet-scented.

MISCELLANEOUS PLANTS FOR POT CULTURE

Name.	Height and Colour.	Country and Season under Glass.	Soil.	General Remarks.
Calceolaria violacea	2 ft. Pale mauve Hardy	Chili June- July	Rich sandy loam and leaf-mould	Foxglove Order. A very distinct species with helmet-shaped flowers.
Celsia Arcturus	1-2 ft. Yellow H.-hardy	Crete May- Sept.	Sandy loam	Foxglove Order. The large Mullein-like flowers with purple stamens set on wiry stems are always admired.
Cytisus fragrans (= racemosus)	1½-2 ft. Yellow H.-hardy	Canary Is. Spring	Sandy fibrous loam	Broom Order. Does perfectly well in a cold greenhouse.
Diplacus glutinosus coccineus	1½-2 ft. Orange-buff Crimson H.-hardy	California May- July	Sandy loam and peat	Foxglove Order. Shrubby Mimulus. Showy evergreen slender shrubs, very free-flowering and liking partial shade.
Erythrina Crista-galli	Herbaceous stems Fls. deep scarlet	Brazil July	Sandy loam and peat	Broom Order. Coral Tree. Almost hardy in the S. counties. The annual stems have to be cut down in autumn and the roots stored for winter. Repot when the stems are 3-4 ins. high, taking great care not to injure the growing shoots.
Fabiana imbricata	Evergreen 1½ ft. and upwards White tubular flowers	Chili May	Ordinary potting soil	Nightshade Order. An old favourite, not so often grown now as formerly for the greenhouse, but free flowering and useful. Hardy in south counties.

Name.	Height and Colour.	Country and Season under Glass.	Soil.	General Remarks.
Fuchsias (Named vars.)	Deciduous 1-4 ft. Hardy	Garden hybrids Summer and autumn	Rich sandy loam and leaf- mould	Evening Primrose Order. Fuchsias are particularly well suited for the unheated greenhouse in summer from the ease with which they can be kept through the winter. They may be cut down almost to the pot level or only trimmed and allowed to retain their woody growth to make large specimens year after year. In either case they can be stored safely in a cellar or even in an outhouse.
Hydrangea hortensia var. Thomas Hogg paniculata grandiflora	1-3 ft. Pink or blue Pure white Cream-white Hardy	China April- Sept. Garden var. good	Loam and decayed manure in equal parts	Saxifrage Order. Decorative and easily managed. They are particularly useful as tub plants for verandah, terrace, or corridor, and succeed in shade.
Hypericum chinense	9-12 ins. Bright yellow H.-hardy	China Summer	Rich sandy loam	St. John's Wort Order. A handsome evergreen basket-plant, with flowers nearly as large as the dwarf species known popularly as the "Rose of Sharon."
Maurandya barclayana	Slender twiner Purple or white H.-hardy	Mexico Summer	Good sandy loam	Foxglove Order. Easily grown from seed on cuttings, and useful for a greenhouse trellis. Free-flowering and showy.
Rubus rosaeifolius fl. pl.	1-1½ ft. White H.-hardy	Himalayas August	Sandy loam and leaf- mould	Rose Order. A pretty and distinct Bramble like a miniature rose.
Swainsonia gallegifolia alba	1 ft. and upwards White H.-hardy	Australia July	Sandy loam and peat	Broom Order. A charming Pea-flower, now very generally grown.

Name.	Height and Colour.	Country and Season under Glass.	Soil.	General Remarks.
Veronica Andersoni	1-1½ ft. Bluish-violet or white H.-hardy	Garden hybrid Summer and Autumn	Good sandy loam	Foxglove Order. The variegated form of V. Andersoni is very good. Several of the N. Zealand shrubby veronicas make good pot-plants.

SOME HARDY PERENNIALS FOR SPRING
FLOWERING UNDER GLASS

Name.	Height and Colour.	Country and Season under Glass.	Soil.	General Remarks.
<i>Aquilegia chrysantha</i>	2 ft. Pale yellow	Rocky Mts. May	Good loam and leaf-mould	Buttercup Order. Pains should be taken to get the true species of these fine Columbines which are best raised from seed in the first instance. None of the numberless hybrids are so beautiful as the pure species, good as they are. No greenhouse plant can be more admirable than these in early spring when well grown.
<i>cœrulea</i>	9-15 ins. Pale blue and white	Rocky Mts. April		
<i>glandulosa</i>	8-12 in. Dark blue and white	Siberia April	„	
<i>Astilbe chinensis</i>	1½-2 ft. White	China March and April	Ordinary potting soil well enriched	Saxifrage Order. Of the same character, though very distinct from the second, which is the familiar <i>Spirœa japonica</i> , and a finer plant.
<i>japonica</i>	1 ft. White	Japan April and May		
<i>Campanula persicifolia alba</i>	1-2 ft. White	Europe	Ordinary potting soil	Hare-bell Order. (See Chap. XIV.) Experiments in early spring flowering might be tried with other species.
<i>Cheiranthus mutabilis</i>	1-2 ft. Cream, changing to purple	Madeira April and May	Good sandy loam	Wall-flower Order. A very handsome but rather tender wall-flower. It should be grown generously into a large plant, but it is safer to put in cuttings every season for fresh stock.

Name.	Height and Colour.	Country and Season under Glass.	Soil.	General Remarks.
<i>Convolvulus althæoides</i>	Slender twiner Pink	S. Europe Spring	Rich sandy loam and leaf-mould	Bindweed Order. The silvery foliage alone is very beautiful for a trellis or screen, and it flowers freely. Hardy herbaceous.
<i>Dicentra spectabilis</i> (= <i>Dielis</i>)	1-2 ft. Rose-red	Japan Spring	Rich loam	Fumitory Order. An old favourite and good pot-plant. Put out in reserve border during summer.
<i>Doronicum caucasicum</i>	6-12 ins. Yellow	Caucasus Feb.-Mar.	Ordinary potting soil	Daisy Order. This little <i>Doronicum</i> is welcome under glass in Feb. It should be grown in the reserve border and potted in late autumn. The tall <i>D. excelsum</i> is neither so early nor so satisfactory.
<i>Fragaria indica</i>	Trailer Golden-yellow	India May	Ordinary potting soil	Rose Order. A pretty little basket-plant. The red berries are ornamental, not edible.
<i>Francoa ramosa</i>	H.-hardy 2 ft. and upwards White H.-hardy	Chili May	Light loam and leaf-mould	Saxifrage Order. Popularly known as the "Maidens' Wreath" from its long arching stems of pure white flowers.
<i>Helleborus niger</i>	6-12 ins. Pure white	Cent. Europe and A. Minor Jan.-Feb.	Good rich loam	Buttercup Order. Christmas Rose. (See Chap. XIV.)
var. <i>maximus</i>	Pink outside, white within	Nov.- Jan.		This var. is much earlier than the type.
<i>Heuchera sanguinea</i>	9-18 ins. Carmine-scarlet H.-hardy	Mexico May-June	Rich loam and leaf-mould	Saxifrage Order. A very effective pot-plant which responds to generous treatment. It has lately been taken in hand by experts, and fine hybrids are resulting from the crosses.

Name.	Height and Colour.	Country and Season under Glass.	Soil.	General Remarks.
<i>Iberis correæ- folia</i>	Hardy Ever- green 12 ins. Long heads of white fls.	Garden hybrid April and May	Ordinary potting soil	Wall-flower Order. The typical form of <i>I. gibraltaria</i> which is usually grown is not so compact in habit as <i>I. g.</i> hybrids, an improved variety.
<i>gibraltarica</i>	12 ins. Pale lilac H.-hardy	Gibraltar Mar.-May		
<i>Lathyrus vernus</i> (= <i>Orobus vernus</i>)	12 ins. Purple or white Hardy	Europe March	Ordinary potting soil	Broom Order. Flowers very early under glass. Should be planted in re- serve border after flower- ing and re-potted in September or October.
<i>Linum arbo- reum</i>	1-1½ ft. Yellow	Crete Feb. and March	Sandy loam and leaf- mould	Flax Order. A pretty shrubby perennial which will flower early under glass. <i>L. narbonense</i> is of very different habit, and a lovely plant if the right species is obtained, but <i>L. perenne</i> is often substituted for it.
<i>narbonense</i>	1-1½ ft. Bright blue	S. Europe April		
<i>Mimulus macu- losus</i>	8-12 ins. Yellow and brown	Garden forms Spring	Rich loam and leaf- mould	Foxglove Order. Hybrids of <i>M. cupreus</i> (Chili). Flower quickly from seed but the creeping under- ground stems are peren- nial.
<i>moschatus</i> (Musk)	2-3 ins. Yellow	N. W. America Summer		Harrison's is the largest flowered variety of the Common Musk.
<i>Myosotidium nobile</i> (New Zealand For- get-me-not)	1-1½ ft. Rich blue H.-hardy	Chatham Island Apl.-May	Sandy peat and leaf- mould	Forget-me-not Order. This fine plant is unfortunately a little difficult to grow. It dislikes root disturb- ance, and does best in a deep pan in a cool corner of a sheltered frame, carefully watered through the summer and brought into the greenhouse in the

Name.	Height and Colour.	Country and Season under Glass.	Soil.	General Remarks.
Megasea (= Saxifraga) cordifolia	Evergreen 1 ft. Rose-pink	Siberia Mar.-Apl.	Ordinary potting soil	autumn. Seedlings will not flower before eighteen months. To flower it well is an achievement worth trying for.
ligulata var. ciliata	Deciduous 1 ft. Bluish-white	Nepaul Feb.-Mar.	„	Saxifrage Order. Large thick-leaved section, making pretty pot-plants for early spring. The two last are half-hardy.
Stracheyi	4-8 ins. Pink or white	Himalayas April	„	
Papaver nudicaule	9-18 ins. Orange, yellow, or white	Iceland	Sandy loam	Poppy Order. Seed sown in August or September and potted off singly will flower early under glass. Iceland poppies are perennial though often treated as annuals.
Primula acaulis	3-4 ins. Crimson to white	British (garden forms) Feb.-Mar.	Loam and leaf-mould	Primrose Order. Hybrid forms raised early in spring will be amongst the earliest flowers of the following winter under glass, and look very well grown in baskets or pans surfaced with moss. The large-flowered Polyanthus-primroses should not be overlooked for this purpose. The Alpine section of Auricula will also make a good display, giving rich colours set off by the mealy foliage. It is important to get good strains of seed in all classes. The garden forms of P. sieboldii are an improvement on the type.
auricula	3-6 ins. Yellow, purple, or claret	European Alps Mar.-April	moist and cool	
Sieboldii	8-12 ins. Rose and lavender to pure white	Japan April-May	Sandy loam and leaf-mould	

Name.	Height and Colour.	Country and Season under Glass.	Soil.	General Remarks.
Ranunculus cor- tusæfolius.	2-3 ft. Bright yellow	Teneriffe April and May	Moist rich loam	Buttercup Order. A giant Buttercup and handsome when generously grown.
Trollius asia- ticus europæus var. napellifo- lius	1-1½ ft. Orange 1 ft. Yellow	N. Asia Mar.- May	Moist loam and leaf- mould	Buttercup Order. Globe flowers, though scarcely so vigorous in pots as in a bog-bed out of doors, are still valuable addi- tions to a cold house in early spring.
Viola tricolor (Pansies)	6 ins. Various	Garden hybrids Spring and summer	Rich sandy loam and leaf- mould	Violet Order. Pansies used formerly to be more largely grown in pots than now, and where there is no possibility of keeping out frost they are by no means to be despised as greenhouse plants. By taking cut- tings of special sorts or sowing a good strain of seed in July, pricking out in boxes or in a reserve bed in the open and pot- ting early in December, they can be brought into flower under glass in early spring, and will give a great deal of variety and rich colouring for a con- siderable time. They will be found especially suit- able for a semi-shaded aspect which is not very favourable to less hardy plants. A few pots of sweet violets should never be left out in any green- house.
odorata fl. pl. Marie Louise Conte Brazza	4-6 in. Mauve White			

AUTUMN-FLOWERING PERENNIALS

Name.	Height and Colour.	Country and Season under Glass.	Soil.	General Remarks.
Amphicome Emodi	Herbaceous 1-1½ ft. Fls. tubular Rose H.-hardy	Himalayas Aug.- October	Sandy loam and leaf-mould	Bignonia Order. A very beautiful perennial but little known, and a valuable addition to cold greenhouse plants. It may be seen in the Cape House at Kew in its season, which seems to vary under cultivation as it was in flower there in April 1902.
Anemone japonica Honorine Jobert var. elegans	2-3 ft. White Pale pink	Japan Aug. and Sept. ,,	Loam and leaf-mould	Buttercup Order. These are very good for small tubs. They require a good deal of root room, but if treated liberally with a good top dressing of fresh soil in spring and copious supplies of water in hot weather, the plants may be left undisturbed for two or even three years and are capital additions to groups for porch, verandah, or corridor. They may be retarded by dis-budding as soon as the earliest flowers begin to show.

Name.	Height and Colour.	Country and Season under Glass.	Soil.	General Remarks.
<i>Arctotis aspera</i> var. <i>arborescens</i>	Shrubby 1-1½ ft. Stems spreading and procumbent Fls. cream-white with pink reverse	Cape July — October	Sandy loam and leaf-mould	Daisy Order. Both varieties are remarkably fine half-hardy plants—the colour of the flowers being the main difference. They require to be kept safe from frost and rather dry at the roots, but can be managed successfully in a temperature of 35° minimum. Large growing, and not suitable where space is limited.
var. <i>aureola</i>	1-1½ ft. Bright orange			
<i>Aster grandiflorus</i> and others	2-3 ft. Purple various	N. Am. Nov.- Dec.	Ordinary potting soil	Daisy Order. Good forms of Michaelmas Daisies make very effective pot-plants—a fact not generally realised.
<i>Calceolaria alba</i>	1½-2 ft. White H.-hardy	Chili Aug.- Sept.	Sandy peat and loam	Foxglove Order. This charming species is most desirable for early and late autumn. It can be raised from seed or cuttings. Old plants may be cut down and stored safely from frost and will break again from the base in spring. The same may be said of <i>C. amplexicaulis</i> , an old species with soft pale-green stem-clasping leaves, not so much in fashion now as it might be. The last might easily be mistaken for a fuchsia when not in flower.
<i>amplexicaulis</i>	Herbaceous Lax growth Fls. lemon-yellow H.-hardy	Peru Late summer and autumn		
<i>fuchsifolia</i>	2-3 ft. Fls. bright yellow H.-hardy	Peru Autumn		

Name.	Height and Colour.	Country and Season under Glass.	Soil.	General Remarks.
Campanula Vidali	1-2 ft. Foliage semi-succulent Fls. waxy white H.-hardy	Azores August	Sandy loam and leaf-mould	Hare-bell Order. A distinct and pretty plant if well grown. Of shrubby character.
Chrysanthemum frutescens var. Etoile d'Or	1½-2 ft. White sulphur H.-hardy	Canary Islands Summer and Autumn	Rich sandy loam	Daisy Order. Paris Daisy or Yellow and White Marguerites.
Coleus thyrsoideus	2-3 ft. Spikes of deep-blue flowers H.-hardy	E. Africa at high elevations Nov.-Dec.	Sandy loam	Lavender Order. This new Coleus, which has much the habit of a Salvia, is as yet untried for the unheated greenhouse, but is so handsome that it is mentioned here, as it grows at an altitude of 6000-7000 ft. and may probably become acclimated.
Jacobinia magnifica carnea	2 ft. Pink H.-hardy	Brazil Aug.-Sept.	Sandy loam and leaf-mould	Acanthus Order. This species has been grown successfully in a greenhouse just protected from frost, and when well pinched back to promote bushy growth is a most decorative plant. The splendid <i>J. chrysostephana</i> (Golden Crowned), which is far finer, would be well worth trying.
Moschosma riparium	2-3 ft. Branching heads of small white fls. H.-hardy	S. Africa Late autumn	Sandy loam	Lavender Order. A new and useful plant from its late blooming, though not particularly showy.

Name.	Height and Colour.	Country and Season under Glass.	Soil.	General Remarks.
<i>Nicotiana affinis</i>	2 ft. White	Brazil Summer and autumn	Moist rich loam and leaf- mould	Nightshade Order. Well known and a true perennial, but more often treated as an annual. Flowers well in a 6-in. pot and is very useful for the greenhouse in autumn. <i>N. sylvestris</i> , a newer but very similar plant of more vigorous growth, has the advantage of keeping its flowers open by day.
<i>Nierembergia frutescens</i>	Shrubby 1-1½ ft. Fls. blue shaded to white	Chili Early autumn	Rich sandy loam	Nightshade Order. Pretty and free-flowering. <i>N. gracilis</i> is less hardy than the first, but is a good greenhouse plant.
<i>gracilis</i>	6-12 ins. Fls. white and purple H.-hardy	Buenos Ayres	"	
<i>Petunia</i>	1-1½ ft. Fls. from purple to white	Garden hybrids Summer and autumn	Rich sandy loam	Nightshade Order. The double forms make very showy pot-plants, and should be grown always under glass, as they do not succeed with open-air treatment.
<i>Physalis Fran- cheti</i>	1-2 ft. Calyces Orange- scarlet	Japan Nov.- Dec.	Sandy loam and leaf- mould	Nightshade Order. A finer and more vigorous species than the old Winter Cherry (<i>P. Alkekengi</i>), and very ornamental as a pot-plant in autumn, grown in bushy form.
<i>Statice Holfordi profusa</i>	1 ft. Fls. blue 1½ ft. Fls. purple and white H.-hardy	Garden hybrids Autumn	Turfy loam and sand	Thrift Order. Well-known species. The earliest flower-stems may be pinched if the plants are inclined to flower too soon.

Name.	Height and Colour.	Country and Season under Glass.	Soil.	General Remarks.
Senecio pulcher	Herbaceous 2-2½ ft. Red-purple	Uruguay Sept.-	Moist sandy loam	Daisy Order. Several plants should be arranged in a good group with a background of foliage to give the best effect. Root cuttings strike freely after the manner of Sea-kale.
Kæmpferi	1-1½ ft. Yellow H.-hardy	Japan Autumn	Moist loam and peat	S. Kæmpferi is a Colts-foot-like plant with broad pale-green leaves splashed with creamy-white heads of large golden-yellow rayed flowers. Fine.
Stokesia cyanea	1½ ft. Blue aster-like fl. heads	N. Am. Aug.- Sept.	Sandy loam and leaf-mould	Daisy Order. This hardy perennial succeeds best grown out of doors and potted in summer for autumn flowering under glass.
Tricyrtis hirta	1-1½ ft. White flecked with mauve	Japan Aug.- Oct.	Sandy loam and peat	Lily Order. Though a liliaceous plant botanically, Tricyrtis has more the appearance of an Orchid, and is both pretty and uncommon looking. Very easily managed.

TRAILING PLANTS FOR BASKETS

Name.	Height and Colour.	Country and Season under Glass.	Soil.	General Remarks.
<i>Campanula fragilis</i>	Trailer 4-6 ins. Lavender-	S. Italy Late summer and autumn	Ordinary potting soil	Hare-bell Order. These are all delightful and easily-grown plants for baskets or hanging pots. All half-hardy.
<i>Cisophylla alba</i>	3-6 ins. White	"		
Mayi	3-6 ins. Mauve-blue	Hybrid New		
<i>Convolvulus althæoides</i>	Slender twiner Fls. pink	S. Europe June	Very sandy loam and leaf-mould	Convolvulus Order. The finely-cut foliage, like frosted silver, of this species forms its chief beauty. The Field C., though a British weed, makes a charming basket plant for a sunny position.
arvensis	Twiner and trailer Pink or white	British June-Sept.		
mauritanicus	Trailer Lavender-blue	N. Africa Summer and autumn		
<i>Lotus peltorhynchus</i> (= <i>L. Bertholetii</i>)	Trailer Fls. scarlet H.-hardy	Canary Islands May	Ordinary good potting soil	Broom Order. The hanging stems of silver-grey foliage with miniature "lobster-claws" at their ends are very effective.
<i>Lysimachia Nummularia aurea</i>	Trailer Foliage yellow Hardy	Garden var. June and July	Moist ordinary soil	Primrose Order. The Golden-leaved Creeping Jenny.

Name.	Height and Colour.	Country and Season under Glass.	Soil.	General Remarks.
Mitchella repens	Trailing ever-green White Hardy	N. Am. Spring	Moist sandy loam and leaf-mould	Woodruff Order. A charming little plant with leathery dark-green leaves and white jasmine-like flowers in May followed by scarlet berries which remain through the winter. It likes shade and moisture.
Nertera depressa	Creeping in dense tufts of minute leaves Fls. inconspicuous Orange-scarlet berries H.-hardy	N. Zealand Summer and autumn	Moist light sandy loam and leaf-mould	Woodruff Order. Bead Plant. Generally grown in a pan. Erroneously known as New Zealand Duckweed.
Nierembergia rivularis	Trailer White cup-shaped fls. Hardy	La Plata Autumn	Moist sandy loam	Nightshade Order. This plant may be used in various ways, e.g., to surface large pots, as well as for baskets.
Parochetus communis	Creeping stems rooting at joints Cobalt-blue	Himalayas Oct.-Nov.	Well-drained sandy loam and leaf-mould	Broom Order. "Shamrock Pea." Clover-like leaves and rather large pea-flowers of an unusual shade of blue. A pretty plant.

ANNUALS SUITABLE FOR POT CULTURE

HARDY Annuals may be sown in August and September, to flower under glass in early Spring. **Half-hardy** and **Tender** Annuals do best sown in a Wardian frame in March and April to flower in summer and autumn.

Most Annuals require a fairly rich compost consisting of three parts of good loam and one of thoroughly decayed manure with some sharp sand.

Name.	Height.	Colour.	Country and Season under Glass.	General Remarks.
<i>Arctotis breviscapa grandis</i>	6-12 ins.	Orange	Cape Summer and autumn	Daisy Order. Handsome and choice but requiring full sun. Half-hardy.
	1-1½ ft.	White		
<i>Browallia grandiflora speciosa major</i>	1½ ft.	Pale blue or white	Peru Autumn	Nightshade Order. For large specimens put three in a pot. Sown early these flower in autumn and will continue until cold weather disables them. Good greenhouse plants. Rather tender.
	12 ins.	Deep blue		
<i>Campanula macrostyla</i>	12 ins.	Purple veined	Taurus Mts. July	Harebell Order. A remarkable and interesting species. Hardy.
<i>Clintonia pulchella</i> (= <i>Downingia</i>)	6 ins.	Rich blue or blue and white	California Summer	Harebell Order. Extremely pretty for a hanging pot or basket. Half-hardy.
<i>Collinsia bicolor verna violacea</i>	12-15 ins.	Lilac and white	California	Foxglove Order. Autumn sowing is best, and the plants will be very attractive in early spring. Hardy.
	12 ins.	Blue and white	"	
	6-12 ins.	Purple and white	Mar.-May Arkansas Early summer	

Name.	Height.	Colour.	Country and Season under Glass.	General Remarks.
Cosmos bipinnatus	2 ft. or more	Mauve, rose, or white	Mexico Late autumn	Daisy Order. Very late flowering. They may be planted in outside border and carefully lifted in September to flower in the greenhouse. Half-hardy.
Dianthus Hedewigii	9 ins.	Crimson or white	Japan Summer	Carnation Order. Sow in autumn for early spring flowering. The large single vars., such as Crimson Belle and Eastern Queen, are the most effective and do well in pots. Hardy.
Gaillardia amblyodon picta	1-1½ ft. 12 ins.	Deep red Orange-red and yellow	Texas Sept.-October	Daisy Order. Well-known and showy for autumn blooming. Half-hardy.
Godetia Whitney and vars.	1½ ft.	Crimson to white	California July-October	Evening Primrose Order. All the named varieties make fine pot-plants for summer and autumn. Hardy.
Helichrysum bracteatum	1½-2 ft.	Shades of crimson and yellow	Australia August-Sept.	Daisy Order. Strong growing everlastings which are often grown in pots. Half-hardy.
Impatiens Balsamina	1-2 ft.	Purple, rose, or white	Trop. Asia Early autumn	Geranium Order. Balsam. These are decorative plants if well grown. Sow singly in thumb-pots in March. Give the young plants successive shifts into a larger size until they are in 8-in. or 10-in. pots. Feed generously. Stand out of doors in good weather, and disbud for a time, if very large specimens are required. Tender.

Name	Height.	Colour.	Country and Season under Glass.	General Remarks.
<i>Ionopsidium acaule</i>	2-3 ins.	Lilac	Portugal	Wallflower Order. A minute but useful little carpeting plant. In flower at all seasons as it generally sows itself. Hardy.
<i>Ipomœa hederacea</i>	Twiners 6-10 ft.	Light blue and white	S. Am. July-Sept.	Convolvulus Order. Both pretty species of greenhouse convolvulus not often seen, and very distinct from each other. The foliage of <i>I. Quamoclit</i> is finely cut. Tender.
<i>Quamoclit</i>	„ 6 ft.	Scarlet or dark red	„	
<i>Lathyrus odoratus</i> (Sweet Peas)	4-6 ft.	Garden vars. many hued	Sicily	Broom Order. Sow in July and August for winter flowering under glass. It has recently been stated that cuttings can be easily struck from side shoots—which is worth doing of an extra good variety. Hardy.
<i>Lavatera trimestris</i> , var. <i>splendens</i>	2-3 ft.	Rose-pink	S. Europe Summer	Mallow Order. An improved form of a well-known showy annual.
var. <i>alba</i>	„	White	„	
<i>Leptosiphon albus</i>	6 ins.	White	California	Phlox Order. Low-growing plants with brilliant but small flowers. Hardy.
<i>aureus</i>	„	Orange	Early spring	
<i>roseus</i>	„	Pink	California	
<i>Limnanthes Douglassii</i>	6-8 ins.	Yellow and white	Very early spring	Geranium Order. Good for baskets in spring. Very hardy. Sow in autumn.
<i>Lobelia tenuior</i>	12 ins.	Deep blue and white	Australia Sept.	Harebell Order. A pretty species lately re-introduced. Half-hardy.
<i>Martynia fragrans</i>	1½ ft.	Crimson-purple, yellow throat	Mexico July-Sept.	Pedalineæ Order. A handsome large-growing plant not often seen, and sweet-scented. Half-hardy.
<i>Mesembryanthemum pome-ridianum</i>	6-8 ins.	Yellow	Cape July	Fig-marigold Order. The first expands after mid-day as its name implies.

Name.	Height.	Colour.	Country and Season under Glass.	General Remarks.
tricolor and var. album	4-6 ins.	Rose and white	April and May	All are good for sunny greenhouses, and do best in very sandy soil.
<i>Mina lobata</i>	Climber	Pure white Red and cream-white	S. Mexico Summer	Convolvulus Order. A beautiful annual climber when treated generously. The spikes of flowers which change colour as they mature are remarkable. Seldom seen in perfection. Half-hardy.
<i>Nemesia strumosa</i>	12 ins.	White, orange to carmine	Cape Summer	Foxglove Order. A most distinct and lovely annual.
<i>Nemophila insignis</i> and vars.	Trailer 4-6 ins.	Sky-blue or white	California Spring or summer	Nemophila Order. Sown in August or September, this is capital for baskets or pans for early spring flowering. A single plant makes a good specimen. Hardy.
<i>Papaver glaucum</i>	1½ ft.	Crimson-scarlet	Syria Spring	Poppy Order. The various kinds of Poppy are especially valuable sown in autumn for spring flowering. Very hardy.
Rheas (<i>Shirley</i> vars.)	2½ ft.	Many coloured	„	
<i>P. umbrosum</i>	1½ ft.	Deep scarlet	Caucasus.	
<i>Rodanthe Manglesi</i> (= <i>Helipterum</i>)	12 ins.	Pink or white	Australia Summer and autumn	Daisy Order. Delicate little everlastings which are much grown from 6-8 in a 5-in. pot. (For another plan see Chapter XVI.) Half-hardy.
<i>Sabbatia campestris</i>	9 ins.	Rose-pink	N. Am. Summer	Gentian Order. A pretty and uncommon plant. A good plan is to place the pot in a saucer, filling it frequently but not letting the plant stand altogether in water. Half-hardy.
<i>Salpiglossis sinuata nana</i>	1-1½ ft.	Crimson, purple or yellow reticulated	Chili Late summer and autumn	Nightshade Order. Best sown in early spring for summer and autumn flowering. Rich soil. Half-hardy.

Name.	Height.	Colour.	Country and Season under Glass.	General Remarks.
Schizanthus Wisetonensis	12 ins.	Various	Chili (Garden forms) Autumn	Foxglove Order. These new hybrids, lately introduced of an old and favourite plant are very fine. Sown early and shifted into larger pots as required, single plants will be very ornamental for autumn in the unheated house, but will not answer for winter flowering. Half-hardy.
Statice Bon- duellii	12 ins.	Yellow	Algeria	Thrift Order. Flowers everlasting. Seed of these annual species of Statice may be sown either in spring or autumn as desired for season of blooming. Autumn seedlings will require a little extra care during winter. Half-hardy.
Suworowii	1½ ft.	Lilac	Turkes- tan Summer or autumn	
Thunbergia alata	Dwarf twiner 2½ ft.	Buff or white with dark eye	S. Africa Summer	Acanthus Order. These must be started in a close frame or Wardian case and, when the seedlings are strong enough and have been gradually hardened off, make charming basket or trellis plants. Tender.
Tropæolum lobbianum vars.	Climber	Scarlet- orange or yellow	Columbia Summer	Geranium Order. These fine "Nasturtiums" are really perennial, but are generally treated as annuals. They make fine pillar plants or baskets. The soil should not be too rich for the latter purpose, otherwise they are apt to become too vigorous. The Tom Thumb section of <i>T. majus</i> are very handsome, and, in

Name.	Height.	Colour.	Country and Season under Glass.	General Remarks.
Verbena hybrida	12 ins.	Scarlet, purple to white	Mexico Summer	default of anything more choice, would make a small greenhouse gay in a few weeks during summer and autumn. Verbena Order. These are now very generally treated as annuals, and raised from seed year by year. With a little training they succeed very well as pot plants.

BIENNIALS

Name.	Height.	Colour.	Country and Season under Glass.	General Remarks.
Campanula Medium	2-2½ ft.	White to deep purple and pink	S. Europe Spring	Harebell Order. The well-known "Canterbury Bells." These make very fine pot-plants.
pyramidalis	2½-4 ft.	Lavender-blue or white	Europe Autumn	The "Chimney" C. is really perennial, but does best treated as a biennial. Side shoots can be rooted if desired, but seedlings generally make the best plants.
Chamœpeuce Casabonæ (Fishbone Thistle)	Rosettes of deep green leaves veined white	Pale purple	S. Europe	Daisy Order. Chiefly valuable as foliage plants when young for greenhouse or plant groups. They do not flower till the second year. Sow in autumn. Hardy.
Diacantha	Leaves spiny with silvery veins and spines	Purple	Syria	
Cheiranthus Cheiri (Wall- flower)	1-2 ft.	Various	North and Central Europe Late autumn, winter, and spring	Wall-flower Order. German, French, and English hybrids are distinct from each other, and all are fine. The German are mostly double forms of the Rocket Wall-flower. The old English double Wall-flowers must be pro-

Name.	Height.	Colour.	Country and Season under Glass.	General Remarks.
Exacum affine	6 ins.	Lilac-blue	Socotra Summer and autumn	<p>pagated by cuttings. The single forms by seed. Harbinger, a rich crimson brown, begins to flower before Christmas, and is invaluable where there is only the shelter of glass. Very hardy.</p> <p>Gentian Order. A rather uncommon plant and generally grown in heat, but it has been managed successfully by raising seedlings in autumn in a Wardian case, in which they remained until all danger of frost was over in spring. Tender.</p>
Humea elegans	3-4 ft.	Minute brown flowers in large branching panicle	Australia July- October	<p>Daisy Order. Sow the seed in July and pot singly when large enough, letting them grow slowly or in a light airy position in frame or greenhouse. In spring, they must be encouraged to grow, giving successive shifts until they reach a 9-in. pot. Rather difficult to grow well, but have a very good sub-tropical effect. Tender.</p>
Matthiola (Intermediate Stocks)	12-15 ins.	Red and white	Garden forms Spring	<p>Wall-flower Order. East Lothian Intermediate Stocks are more for pots than the Brompton Section, and are quite worth growing for the greenhouse. They like extra rich soil. Hardy.</p>
Pentstemon Cobæa murrayanus	1-1½ ft. 2-3 ft.	Purple and white Scarlet	Texas Autumn Western U. S. A.	<p>Foxglove Order. Handsome plants not often met with, and better under glass than in the open.</p>

APPENDIX

Name.	Height.	Colour.	Country and Season under Glass.	General Remarks.
Wrightii	2 ft.	Rosy-red	Hybrid June	<i>P. murrayanus</i> is rather tender. The others are hardy.
Scabiosa atropurpurea and vars.	2-2½ ft.	Maroon to white	S. Europe July-August	Teasel Order. Seeds sown in June and July and allowed to make their growth in an open frame will make useful blooming plants in early spring.

HARDY TERRESTRIAL ORCHIDS

THE compost usually recommended for Terrestrial Orchids is a mixture of sandy loam, peat, and chopped sphagnum moss with a little charcoal in small lumps. Leaf-mould is now largely used by Orchid growers as a substitute for peat. The bog-species like plenty of moisture. Most of the plants here named will do well with cold-frame culture and brought into a greenhouse to flower.

Name.	Height and Colour.	Country and Season under Glass.	General Remarks.
<i>Bletia hyacin-thina</i>	12 ins. Purple	China Mar.-June	This used to be treated as a stove-plant, but has proved to be quite hardy in the open garden. Quite worthy of a greenhouse, and lasts long in flower.
<i>Calopogon pul-chellus</i>	15-18 ins. Purple with pale yellow fringed lip	N. Am. July-Aug.	Tuberous rooted, with grass-like leaves. Grows naturally in swamps where Cranberries thrive.
<i>Calypso borealis</i>	4 ins. Rose with brown pen-cillings and yellow crested lip	Northern Hemisphere May	A miniature plant, but very beautiful in its delicate colouring and markings. Shade from scorching spring sun.
<i>Cephalanthera grandiflora</i> (White Hellebo-rine)	1-2 ft. Cream-white	Britain May-June	A shade and chalk-loving British Orchid but rare. Probably would not succeed without some addition of lime in the soil.

Name.	Height and Colour.	Country and Season under Glass.	General Remarks.
Cypripedium acaule var. alba	8-10 ins. Broad twin leaves Sepals and petals greenish Lip, rose- purple	Northern U.S.A. May- June	It is stated that this species is only found in swamps in N. America growing amongst the sphagnum without a particle of soil near its roots. In such situations it is common but not elsewhere. It thrives in the full sun in the wet moss. The white var. is rarer than the type.
Calceolus candidum	12-18 ins. Leafy stem Sepals and petals brown Lip, yellow	European and British N. Am. Early summer	One of our rarest English wild-flowers in limestone districts in Northern counties. Difficult to cultivate, and must not be kept wet like the above, though it likes shade and moisture in summer and comparative dryness when at rest.
guttatum	12 ins. Sepals and petals greenish- brown Lip, white	N. Am. Early summer	An expert writes: " <i>C. candidum</i> is found in peat bogs, where the roots are always wet, while the tops (in summer) are fully exposed to sunlight."
macranthum	6-9 ins. Twin leaves White, marbled rosy- purple	N. Russia June	A small but rare and charming species. Sandy leaf-mould and sphagnum recommended. Likes shade and should be kept rather dry when at rest.
parviflorum	9-12 ins. Large Rosy- purple or red self	Siberia May- June	A very beautiful species, if true to name, and hardy but difficult to flower. It requires a stronger compost than others, and thrives best in good fibrous loam mixed with broken charcoal, which helps to keep the soil sweet, as root disturbance is to be avoided.
	1½-2 ft. Leafy stem Sepals and petals brown, spirally twisted Lip, yellow	N. Am. Early summer	A good species, the long-twisted petals being a distinct feature. Compost of peat and leaf-soil with partial shade and moisture.

Name.	Height and Colour.	Country and Season under Glass.	General Remarks.
pubescens	1½-2 ft. Leafy stems Fls. brown and yellow	N. Am. May-June	The most vigorous and easily grown of the yellow-flowered species. It is not so particular as to soil, but will thrive and flower well under the ordinary conditions which suit <i>Cypripediums</i> . A very desirable species.
spectabile	1½-2½ ft. Leafy stems Sepals and petals white Large rounded lip, rose or pink	N. Am. May-June	The Red Indian's "Moccasin Flower." This species is essentially a shade lover and is said to dwindle and die if the trees which give it coolness and shelter in its native swamp are cut down. There are some other hardy <i>Cypripediums</i> , such as <i>C. arietinum</i> and <i>C. montanum</i> , but the above comprise the best known.
Disa grandiflora	1½-2 ft. Scarlet and light pink	C. Colony June-July	A cold-house Orchid of brilliant colouring and not hard to grow. There are several varieties, e.g., <i>D. grandiflora Barrellii</i> and <i>D. g. superba</i> . Disas grow naturally on the banks of streams, and in times of flood are often submerged. They should never be allowed to become very dry even in winter, and too much water can scarcely be given when they are making their growth. Pans with perforated side-holes suit them best. The Blue Disa requires rather stiff soil.
graminifolia (Blue Disa)	1½-2 ft. Fls. not large but brilliant blue	Table Mountain	A great number of terrestrial orchids are indigenous to Australia and Tasmania. The three species of <i>Diuris</i> here given are distinct and pretty with grass-like foliage. The long-tailed flowers of <i>D. lilacina</i> are borne in succession on a spike for some time. All will do well in a mixture of loam and peat.
Diuris alba	12-18 ins. Bluish-white	Australia Summer	
aurea	Yellow		
lilacina	Purple-lilac		

Name.	Height and Colour.	Country and Season under Glass.	General Remarks.
Goodyera pubescens	3 ins. Foliage green veined white	N. Am. July	A pretty low-growing surfacing plant with silver tracery of veins. The dark-green leaves of the British species are not white-veined. Both like shade and leaf-mould.
repens	Ever-green	Britain	
Habenaria ciliaris	1½-2 ft. Orange-yellow with fringed lip	N. Am. Early	Habenarias are of the type of our British Butterfly orchis (<i>H. bifolia</i>); but many of the exotic species are far finer. For the most part they seem to grow naturally in wet swampy ground amongst the sphagnum.
fimbriata	1-1½ ft. Lilac-purple fringed fl. spikes	N. Am. (In full sun)	
psycodes	4-10 ins. Rose to crimson fringed Fragrant	N. Am. (In deep shade)	
Ophrys apifera (Bee-orchis)	6-8 ins. Lilac with brown lip	Britain June-July	This species grows freely on dry chalk banks, often by roadsides in full sun—conditions rather difficult to imitate under cultivation to their satisfaction.
insectifera	Of the same type as above but larger	S. Europe April-May	These include Spider and Bumble-bee orchises.
muscifera (Fly orchis)	Slender spike 6 ins. Fls. maroon with blue spot	Britain In shady woods on chalk May-July	In shape and colour of flower this is quite distinct from all the above species of Ophrys.
speculum	4-12 ins.	S. Europe	The Looking-glass Orchis, so-called from its central shining steel-coloured disk. Well known on the Italian and French Rivas.

Name.	Height and Colour.	Country and Season under Glass.	General Remarks.
Orchis foliosa	1½ ft. Purple	Madeira May	A very fine and easily managed species, often grown for ordinary greenhouse decoration. Besides these S. European orchises, our own British species are well worthy of cultivation.
papilionacea	1 ft. Crimson	Rome April	
provincialis	1 ft. Pale	Rome April	
and others	yellow		

COOL-HOUSE ORCHIDS WHICH MAY BE TRIED IN
A GREENHOUSE—MINIMUM TEMPERATURE
THIRTY-FIVE TO FORTY DEGREES

<i>Dendrobium nobile</i>	N. China and India.
<i>Lycaste Skinneri</i>	Guatemala.
<i>Masdevallias</i>	Mexico and Peru.
<i>Odontoglossum Crispum</i>	Alexandræ Mexico.

I have had so much success in growing various tender plants in greenhouses where the minimum winter temperature was never lower, but very frequently as low as 35° Fahr. that it seems more than likely that under other suitable conditions some of the hardier of the Cool-House Orchids would do well. The experiment would be an extremely interesting and valuable one.

PLANTS SUITABLE FOR ASSOCIATING WITH
ORCHIDS IN A COLD-HOUSE

Name.	Height and Colour.	Country and Season under Glass.	Soil.	General Remarks.
<i>Æschynanthus Hildebrandi</i>	4 ins. Scarlet	Mounts. of Burmah	Sandy peat, leaf-mould, and broken charcoal	Gloxinia Order. A true alpine of comparatively recent introduction (1894). Found at high altitudes in the Shan States. The tubular scarlet flowers are produced in terminal clusters. Very good for basket or block.
<i>maculatus</i>	Drooping wiry stems Fls. orange-scarlet with maroon markings	India (? Himalayas) August	„	An old species little known but an admirable basket-plant for cold-house or room. I have grown it for many years under such conditions with success. These two <i>Æs.</i> should be noted as they are the only two, it is believed, of this handsome genus that will thrive without stove-heat.
<i>Arisæma triphylla</i>	9-12 ins. Spathe striped dark brown or white	N. Am. May-June	Loam and leaf-mould	Arum Order. The North American "Lords and Ladies" and an ornamental plant.

Name.	Height and Colour.	Country and Season under Glass.	Soil.	General Remarks.
<i>Cephalotus follicularis</i>	2-3 ins. Spike of rather inconspicuous white flowers.	Western Australia	Sandy rough peat and sphagnum	Saxifrage Order. New Holland Pitcher-plant. A pretty and singular species which must be grown under a bell-glass. The pitcher-like leaves with lids form its chief interest. Well worthy of cultivation.
<i>Darlingtonia californica</i>	1-1½ ft. Pitcher-like erect leaves veined white and rose Fls. pale green and yellow	California April	Well-drained sandy peat and chopped sphagnum with nodules of limestone or charcoal	Sarracenia Order. An interesting and curious species of hardy Pitcher-plant allied to Sarracenias.
<i>Drosera binata</i>	with dark veins 6 ins.	Australia June-Sept.	As above	Sundew Order. Insectivorous plants easily grown and very interesting, though not showy. Drain well but let the pot stand in pan of water. Our British Sundews also make interesting greenhouse plants.
<i>filiformis</i>	White 1 ft. Purple	N. Am. June-July		
<i>Sarmienta repens</i>	Trailer Scarlet	Chili Summer	Moist sandy peat sphagnum and charcoal	Gloxinia Order. A pretty little creeping shrub suitable for an orchid basket or to root over a tree-fern stem. Shade and plenty of water.
<i>Sarracenia flava</i> (Side-saddle Flower)	2 ft. Yellow 4 ins. across	N. Am. April May	Fibrous peat and sphagnum	Sarracenia Order. Many beautiful hybrid forms have been raised of these singular hardy Pitcher-plants. They require still damp atmosphere, and are extremely handsome when well grown. Bog plants which grow in company with <i>Cypripediums</i> .
<i>rubra</i>	1-1½ ft. Reddish-purple	N. Am. Apl.-May	„	

APPENDIX

Name.	Height and Colour.	Country and Season under Glass.	Soil.	General Remarks.
Saxifraga cuscutæformis (The Dodder Saxifrage)	Trailer 4-6 ins. Fls. white	China June and July	Sandy loam and grit	Saxifrage Order. A charming little half-hardy plant, with soft variegated marbled and veined leaves.
Sarmentosa var. tricolor	Leaves cream-white, green, and red	Garden origin	..	The variegated form of the well-known "Mother of Thousands." A somewhat delicate but extremely pretty plant. Half-hardy.
Sibthorpia europæa variegata	Trailer with minute flowers of no account	Garden origin	Sandy loam and leaf-mould	Foxglove Order. The small round leaves are edged with a silver margin. Grown in semi-shade is very charming for the surface of pans or hanging baskets.

SUCCULENT PLANTS

Any in the subjoined list may be grown in a dry winter temperature never lower than 35° Fahr. The soil that suits most succulent plants is composed of rather rich loam mixed with coarse grit and a little lime rubble. It is a mistake to starve them for want of water in summer, but they must be kept dry in winter.

Name.	Height and Colour.	Country and Season under Glass.	General Remarks.
Agave americana var. variegata	Tall spreading rosette with recurved leaves	South America	Amaryllis Order. A fine plant for pots either in a small or large state. Increased freely by suckers.
Victoriae Reginae	Stiff stemless rosette with curiously margined leaves	Mexico	A distinct and very handsome Agave introduced in 1875. No mode of propagation except by seed.
Aloe arborescens var. frutescens	Tall stems with rosettes of very glaucous spring leaves	S. Africa	Lily Order. The species here given are distinct, and are all worth growing in a small collection of succulent plants. The heads of brilliant coloured flowers are not unlike those of a dwarf Kniphofia.
ciliata	Fls. red Rather climbing dark-green leaves Fls. scarlet Very good	..	

Name.	Height and Colour.	Country and Season under Glass.	General Remarks.
humilis	An upright somewhat incurved rosette of very glaucous leaves Fls. orange-red stemless	S. Africa	
mitriformis	Tall stems Leaves dark-green stem-clasping with strong prickles Fls. red	S. Africa	
spicata	Yellow tipped green	S. Africa	(See Chap. XVIII.)
umbellata var. picta (= Saponarico)	Stem short A dense rosette of dark-green spotted and lined leaves	S. Africa	
variegata (Part-ridge breasted A)	A well-known species Fls. pale salmon-pink	S. Africa	Often seen in cottage windows.
Cacti. <i>Cereus flagelliformis</i> (Rat's Tail C.) var. <i>flag. Mallisoni</i>	Creeping prostrate stems Fls. deep rose Scarlet	Peru Garden hybrid	Torch-thistle. <i>C. flagelliformis</i> × <i>C. speciosissimus</i> . The flowers resemble the latter with the creeping growth of the first.

Name.	Height and Colour.	Country and Season under Glass.	General Remarks.
grandiflorus nycticalus	White Night flowering White	W. Indies Mexico	The Night-flowering Cactus. This is generally treated as a stove plant, but if kept safe from frost may be grown with the rest. It will flower well in a 6-in. pot if well managed and trained to a light trellis.
speciosissimus	Four- angled stems Fls. scarlet shaded violet	Mexico	
Echinocactus cap- ricornis	Globular ribbed spotted with white dots Yellow flowers	Mexico	Hedge-hog Cactus. A fine species with spines mostly at the apex.
cornigerus	Globular with strong flat spines coloured red or yellow Fls. purple	Mexico	A very formidable-looking species as most of them are, but the interest of these curious plants consists largely in their many-coloured and diversely shaped prickles. Splendid specimens may be grown planted out on rock-work under glass as at Kew.
Grusoni	Globular golden spined	Mexico	
Lecontei	Spines from pale yellow to pure white	Mexico	
multicostatus	Many ribbed and varies greatly Fls. white	Mexico	

Name.	Height and Colour.	Country and Season under Glass.	General Remarks.
Simpsoni	Globular clustered Pink fls. Small-growing sp. Very hardy	Colorado	
Wislizeni (Fish-hook Cactus)	A large growing sp. with very strong hooked ribs	Southern U.S.A.	
Echinocereus Berlandieri	Procumbent stems Fls. purple	Texas and Mexico	Mostly low-growing or procumbent with pretty flowers.
candicans	Spines deep red to cream-white	Chili	Rainbow Cactus.
enneacanthus	Branching stems 3-6 ins. in clusters Fls. reddish-purple	Texas	A free-flowering sp. Spines yellow and short.
pectinatus	Clustered stems Spines white Fls. mauve-pink	Mexico	The flowers of this species are large and fragrant.
procumbens	Prostrate stems 3-4 ins. Fls. rosy-purple	Mexico	This species requires more warmth in winter than most, and to be kept very dry.
Echinopsis Eyriesii	Very short spines Fls. pure white	Argentina	The flowers of Echinopsis are funnel-shaped, sometimes 8-10 ins. long, and produced from the side of the globular-ribbed stem.

Name.	Height and Colour.	Country and Season under Glass.	General Remarks.
Mülleri and others	Fls. rose-colour and double	Hybrid	They must never be over-watered as the very succulent stems become overcharged with moisture which results in a disease akin to dropsy. Otherwise they are very hardy.
Epiphyllum russellianum var. Gaertneri	Dwarf on their own roots, but usually grafted Fls. scarlet	Brazil (Type)	This variety is of garden origin, and, as it does not flower till May and June can be kept safe from frost more easily than the well-known <i>E. truncatum</i> . It is, moreover, a very fine plant.
Mamillaria appalana bocasana	Long tubercles with tufts of white spines Fls. white tinged red Small Hooked spines set in silky tufts	Mexico	This Mamillaria has long scarlet fruit which gives it a special character.
glacilis pulchella	Spines in silvery stars	Mexico	Small, but very distinct.
lasiacantha and others	Spines in feathery rosettes	Texas	A very choice little Mamillaria. The Kew Hand-list gives more than a hundred species and varieties. The four here given are sufficiently typical.
Opuntia microdasys	Flat jointed stems closely spotted with tufts of spiny gold-coloured hairs	Mexico	Prickly Pear. There are innumerable species of <i>Opuntia</i> —some of them handsome, but they are extremely unpleasant plants to cultivate on account of their penetrating and almost poisonous spines. <i>O. microdasys</i> is one of the most attractive-looking, but has to be handled with great care. The second-named is not so vicious, and is a well-known hardy species.

APPENDIX

Name.	Height and Colour.	Country and Season under Glass.	General Remarks.
Rafinesquii	Dark-green flat stems and few spines Fls. yellow	U.S.A.	
Phyllocactus Ackermanni	Dwarf stems spineless Fls. rich full scarlet	Mexico	Flat-stemmed Cacti. One of the finest and most easily grown.
anguliger	Broadly angled stems Fls. white	Mexico	A handsome and distinct plan even when not in flower.
grandis	Dwarf Fls. ivory-white with pale yellow and brown sepals 6 ins. across	Honduras	A magnificent species. Its only fault a too short duration in flower. Individual blooms open in the evening and last generally two days. A well-grown plant produces many flowers in succession.
phyllanthoides	Dwarf Fls. tubular, bright pink and very freely produced	Mexico	This old species is amongst the very best, and the fls. are more lasting than those of most Cacti. These are four distinct Phyllocacti, but there are numerous hybrids of garden origin which are very fine and desirable.

VARIOUS SUCCULENT PLANTS (NOT CACTI)

Name.	Height and Colour.	Country and Season under Glass.	General Remarks.
Cotyledon agavoides	Stemless rosette Fls. orange	Mexico	Crassula Order. Plants formerly known as Echeveria and Pachyphytum are now classed under the head of Cotyledon. There are very many other good species—S. African and Californian.
bracteosum (Silver Bracts)	12 ins. Grey-leaved	,,	
fulgens	Fls. scarlet and yellow	,,	
gibbiflora	Echeveria-like	,,	
Crassula Bolusii	Large and handsome rosette on stem 12-15 ins. 2-3 ins. Small red leaves spotted and blotched Fls. flesh-pink	S. Africa	A minute but very pretty carpeting plant.
falcata (= Rochea falcata)	1-2 ft. Grey sickle-shaped leaves	,,	
lactea	Fls. orange scarlet Shrubby 6-10 ins. Heads of pure white flowers	,,	A useful basket-plant for winter or early spring flowering.

APPENDIX

Name.	Height and Colour.	Country and Season under Glass.	General Remarks.
Rochea (= Kalosanthos) coccinea jasminea	Shrubby 1-2 ft. Fls. carmine Dwarf and decumbent Flowers white	Table Mts. Summer S. Africa Spring	Under this succession of names we find our old friend <i>Crassula coccinea</i> which needs no recommendation as it is well known as one of the most decorative of greenhouse plants.

TWENTY-FOUR GOOD SPECIES OF MESEMBRY- ANTHEMUM

Having carefully grown and studied some 150 species and varieties, the subjoined are given as amongst the best for general cultivation.

Soil. Loam with a plentiful addition of coarse sharp sand or crushed granite.

Name.	Height and Colour.	Country and Season under Glass.	General Remarks.
Mesembryanthemum abbreviatum	Prostrate habit of <i>M. edule</i> but more glaucous and less spreading	Flowers large Rose-pink	An Australian species, but Mesemb., with very few exceptions (of which this is one), are natives of S. Africa. Interesting because it bears large edible fruits, which are rather pleasant.
bicolor (= coccineum)	Shrubby erect 12-15 ins. Ls. finely cylindrical	Orange and scarlet medium in size but profuse May-Sept.	A remarkably handsome plant. Glittering in sunshine when in full flower.
blandum	Stems shrubby, rather decumbent Ls. pale green and long	Fls. pure white, large	One of the most useful of all as it may be made to flower at almost any season except the dead of winter, by putting successive cuttings.
var. roseum	Identical in habit	Rose-pink	

Name.	Height and Colour.	Country and Season under Glass.	General Remarks.
Cooperi	Much branched, decumbent 3-4 ins. Ls. studded with silvery dots	Fls. Rosy-purple Summer	
deltoides	Dwarf branching 3-4 ins. Ls. wedge-shaped toothed	Fls. small pink Very sweet Spring	For permanent rock-work under glass, this and its allied species will make excellent carpeting or overhanging plants.
densum	Trailing stems 3 ins. Ls. cylindric with tuft of hairs at apex	Flowers large Mauve-purple June	This belongs to the bearded section, and is one of the best.
edule	Prostrate spreading stems Ls. 3-angled dark green	Flowers very large Pale yellow	Hottentot Fig. This edible sp. never ripens fruit in England, though <i>M. abbreviatum</i> , which is nearly akin to it, does so in favourable seasons.
falciforme	Shrubby 6-12 ins. Clusters of very glaucous sickle-shaped leaves	Fls. large and handsome Silvery-pink April-June	There are various forms of this sp., some much more free-blooming and fine than others.
formosum	Dwarf shrubby 12 ins. Ls. long and 3-angled	Flowers large Rose-pink with white centre Spring	Somewhat like <i>M. spectabile</i> but really distinct.

Name.	Height and Colour.	Country and Season under Glass.	General Remarks.
glaucum	12 ins. Erect Ls. short very glaucous, 3-angled	Fls. large Sulphur with yellow centre March onwards	A very fine species. Old plants flower well and the stems bend down and recurve with age. One of the hardiest.
includens	6-8 ins. Branches spreading Ls. dark- green and angled Stems red	Fls. medium- sized Pale mauve Spring and summer	Never closes its flowers, and is valuable on that account.
lacerum	12-15 ins. Shrubby erect stems Ls. very glaucous with crested keel	Fls. large Petals finely cut of a peculiar shade of chamois- pink	Pretty both in foliage and flower, which, like above, keeps open after having arrived at maturity.
linguæforme	Stemless depressed Ls. tongue- shaped dark green and long	Fls. large solitary Bright yellow July-Sept.	This goes on flowering with each pair of leaves for some time.
lunatum	9-12 ins. Shrubby, branching Ls. crescent- shaped	Fls. small Pale pink and very sweet Spring	A slender pretty plant.
micans	1-1½ ft. Erect shrubby and slender Ls. in clusters finely cylindric, and glittering	Fls. medium- sized Scarlet with gold- en centres July- Aug.	Brilliant and free flowering.

Name.	Height and Colour.	Country and Season under Glass.	General Remarks
mucronatum	Dwarf spreading shrubby Ls. deltoid	Fls. rose-pink small Vanilla-scented Spring	Very nearly akin to <i>M. deltoides</i> (which see) but larger. <i>M. muricatum</i> is again almost identical but the smallest of the three and more densely crowded.
polyanthon	Slender branching stems Ls. glaucous finely cylindrical	Fls. bright purple-mauve Small but numerous Spring or summer	A many-flowered brilliant species, and one of the most charming. Cuttings of soft young tops frequently put in give the best results.
productum	12-18 ins. Erect shrubby Ls. bright green clustered Stems red	Fls. large Brilliant purple Summer and autumn	
rostratum	Stemless 3 ins. 2-cylindric upright leaves gradually forming clusters	Fls. medium-sized Lemon-yellow	Unlike any of the others. Not showy, but curious. Opens in the afternoon.
rubro-cinctum	Habit of <i>M. edule</i> Ls. red-edged	Fls. very large Rose-red	A fine species but not very free-flowering.
spectabile	12 ins. Flg. stems erect Ls. very glaucous 3-angled	Fls. 2 ins. across Bright rose-pink	A good pot-plant for any greenhouse, and very free blooming.
tenuifolium	Slender lax growth Ls. bright green clustered	Fls. shining coppery-red June-Sept.	Not very free-flowering but makes a handsome specimen trained against a light trellis. Fls. of a remarkable tint.

Name.	Height and Colour.	Country and Season under Glass.	General Remarks.
tigrinum	3 ins. Stemless clustered rosettes Ls. curiously ciliated and marbled	Fls. bright yellow, large Opening after mid-day Autumn	"Tiger-chap" of Haworth. There are several allied species, but this is the best for an ordinary collection.

Cuttings of the soft shoots should frequently be put in as Mesembryanthemums of the shrubby sorts especially, soon grow old and shabby and do not then flower well.

For any one wishing to grow Succulent Plants exclusively, the foregoing lists may be a useful guide in forming the nucleus of a good collection.

INDEX

A

ABELIA *rupestris*, 78, 178;
floribunda, 185; *triflora*,
 185
Abutilon *megapotamicum*,
 185; *vitifolium*, 74, 185
Acacias, 9, 35, 73, 185, 186,
 191
Acanthus *latifolius*, 46; *spin-*
osus, 169
Aconite, Winter, 55
Adonis *amurensis*, 94
Agapanthus, 11; *umbellatus*,
 161
Agaves, 123
Ageratum, 34
Aloes, 123
Alpine House, plants for
 flowering in, from January
 to May, 145-152
Alpine plants for associating
 with tubers and bulbs in
 flower from January to May,
 153-156
Alstroemeria *pelegrina*, *alba*,
 161
Alstroemerias, 60, 61
Anemone *coronaria*, 157;
poppy, 157; *stellata*, 157
Anemones, 33, 54, 55
Annual flowers for unheated
 greenhouse, 107, 108
Annual flowers, tender, for
 summer and autumn, 111;
 in the cold greenhouse, 114,
 115; and *Mrs. Loudon*, 112,
 113
Anoiganthus *breviflorus*, 161
Anomatheca *cruenta*, 163

Anopterus *glandulosus*, 186
Aphelexis *macrantha*, 81
Aquilegia *chrysantha*, 98;
cærulea, 98
Aralia *Sieboldi*, 46, 169
Aralis *albida*, 96
Araucaria *Bidwilli*, 169; *ex-*
celsa, 169
Arctotis *aureola*, 104; *arbor-*
escens, 104
Arthropodium *cirrhatum*, 161;
paniculatum, 62, 161
Arums, wintering, 137
Aucubas, 47
Auriculas from seed, 99
Asparagus *umbellatus*, 73
Astilbe *chinensis*, 96; *japonica*,
 96
Aster *grandiflorus*, 102
Asters, China, 111
Azalea, Ghent, 178; *indica*,
 178; *mollis*, 178
Azaleas, 33, 81, 82, 83
Azolla *filiculoides*, 39

B

BAMBUSA *tessellata*, 169
Baskets, hanging, Shamrock
 pea for, 103
Bauera *rubioides*, 86, 191
Begonias, tuberous, 161
Bell-flower, Peach - leaved,
 The, in pots, 97, 98
Bell-flowers, Italian, Two, 104
Bell-glasses, Use of, 133
Berberis *Darwinii*, 178; *steno-*
phylla, 179

Biennial flowers in the cold greenhouse, 107, 108, 114, 115
Bletia hyacinthina, 116
 Blight, destroy, 138
Boronia, 9, 35, 192
Bouvardia, 34
Brodiaea uniflora, 157
Brugmansia sanguinea, 179; *suaveolens*, 179
Brugmansias, 79
Buddleia Colvillei, 74, 186
 Bugloss, bushy, The, 80
 Bulbs, half-hardy, 161; spring, in the unheated greenhouse, 46; Cape, in resting season, 137; for unheated greenhouse, 49; tubers for associating with Alpine plants in flower from January to May, 153-156; in water and the use of charcoal, 129
 Buttercup, Bermuda, 59, 60

C

CACTI, 16, 35; drip fatal to, 126; flat-leaved, 123
Cæsalpinia Gilliesii, 189
Calceolaria violacea, 84
 Callas, 61
Calypso borealis, 118
 Camellias, 81, 83, 84, 179
Camellia theifera, 192
Campanula fragilis, 104; *isophylla alba*; *Mayi*, 104; *persicifolia* as a pot plant, 97, 98
Canna indica, 161
Cantua buxifolia, 75, 186
 Cape cowslips, 58
Carex japonica, 48
 Carnations, The Margherita, 110; grenadin, for autumn, 103
Carpenteria californica, 73, 74, 186
Caryopteris mastacanthus, 179
Cassia corymbosa, 179, 186
Ceanothus azureus, 186

Centaurea ragusina, 48, 169
Cereus, night-blowing, 123; *speciosissimus*, 121
Cercis Siliquastrum, 179
Cestrum elegans, 75
Chamæcyparis obtusa, 169; *pisifera*, 169
Chamæpeuce Casabonæ, 112; *diacantha*, 112
Chamærops humilis, 45; *excelsa*, 45
 Charcoal to keep water pure, 129
 Cherry, Winter, 102
Chimonanthus fragrans, 186
Chionodoxa, 56
Choisya ternata, 78, 180
 Chorizemas, 192
 Christmas roses, 94, 95
Chrysanthemum serotinum, for autumn, 101
Chrysanthemums, 101
Cineraria maritima, 48
Cistus lusitanicus, 180; *purpureus*, 180
Clematis, 11, 180
Clematises in small pots, 166; pruning, 136
Clethra arborea, 187
Clianthus Dampieri, 85, 86; *puniceus*, 85, 187
 Columbines, Rocky Mountain, The, 97
 Conservatory, The, 12, 13
 Construction, some hints on, 15
Convallaria majalis—Fortin's variety, Victoria variety, 157
Corbularia monophylla, 39
Coronilla Emerus, 76, 180; *glauca*, 75
Correa bicolor, 86; *cardinalis*, 86
 Correas, 9, 35, 192
 Corridor, Garden, The, 11; glass, flowers in, 73
Cosmos bipinnatus, 112; *diversifolia*, 162
 Cowslip, Royal, The, 100

Crassulas, South African, 35
Cratægus monogyna præcox,
 76
Crinum Moorei, 11, 64, 162 ;
 Powellii, 162
Crinums, 35
Crocus Imperati, 56
 Croweas, 192
 Cupheas, 34
Cupressus funebris glauca, 170
 Cuttings, striking, 134, 135
Cyclamen, 33, 39 ; *Coum*, 56 ;
europæum, 157 ; *libanoticum*,
 157 ; *neapolitanum*,
 157 ; *Persian*, 34 ; *vernum*,
 56
Cyclamens, *Persian treatment*
 of, 138
Cypripedium, 116, 118 ; *acaule*,
 119 ; *Calceolus*, 119 ; *candidum*,
 119 ; *macranthum*,
 119 ; *pubescens*, 119 ; *parvi-*
florum, 119 ; *spectabile*, 118
Cyrtanthus angustifolius, 162 ;
lutescens, 162 ; *Macowani*,
 162 ; *McKenii*, 162
Cytisus filipes, 77 ; *racemosa*,
 77
Cytisuses, 180

D

DAFFODILS, 24 ; earlier, grow-
 ing the, 52 ; in pots, 52
Dahlia, *Black*, The, 104 ; *coc-*
cinea, 162 ; *gracilis*, 104 ;
glabrata, 104
Dahlias for the unheated
 greenhouse, 104 ; *Mercki*,
 162 ; *Zimapani*, 162
Daisies, Paris, 105
Daphne Genkwa, 187 ; *indica*,
 75, 192 ; *Dauphini*, 187
Deutzia gracilis, 77 ; *Kalmæ-*
flora, 181
Deutzias, 181 ; pruning, 136
Desfontainea spinosa, 187
Desmodium penduliflorum, 73,
 187
Dielytra, 97
Diervilla, 181

Disa grandiflora, 119, 120
Disas, The, 16, 35, 119 ; *Cape*,
 The, 116 /
Doronicums, The, 33, 97
Dracæna australis, 127 ; *indi-*
visa, 127
Dracænas, *Hardier*, The, 127
Dryness, 16 ; importance of, 17

E

ECHINOCACTI, 125
Echinopsis Eyriesii, 122
Echium callithyrsum, 181 ;
fastuosum, 80
Epacris miniata splendens, 86
Epimedium, 96
Erica carnea, 33 ; *Cavendishi*,
 81 ; *hyemalis*, 86 ; *propen-*
dens, 86
Eucalyptus globulus, 170
Eugenia buxifolia, 47 ; *ugni*,
 170
Eulalia zebrina, 48
Euonymus radicans, 47
Euonymus radicans varie-
gatus, 171

F

FABIANA imbricata, 181
Farfugium grande, 102
Fern allies, 177
Ferns, *British and foreign*,
 174, 175, 176 ; *evergreen*,
native and foreign, 47 ;
filmy, *New Zealand*, 16 ;
syringing, 138
Flag, *Common*, The, 158
Flowers of bulbous plants
 "blind," 53
Flowering plants, *Retarding*,
 by refrigeration, 105
Foliage plants for grouping,
 43 ; *hardy for grouping*,
 169, 170, 171, 172, 173 ;
silvery, 48
Forget-me-not, the large
 flowered, 96
Forsythia suspensa, 181
Freesias, 57 58, 59

Freesia Leichtlinii, 162 ; re-
fracta alba, 162
Fremontia californica, 74,
187
Fritillaria Meleagris, 158 ;
pallidiflora, 158 ; recurva,
158
Fritillaries, 56
Fritillary, snake's-head, 158
Fuchsias, 181
Funkia grandiflora, 47, 171 ;
lancifolia tardiflora, 64,
162 ; sieboldiana, 41, 172

G

GARDEN-BOOK, Use of, 139 ;
corridor, The, 11 ; glass, The,
8 ; winter, The, 73
Gillenia trifoliata, 182

Gladioli, 35, 60

Gladiolus Colvillei albus, 158 ;
Lemoinei, 162 ; nanceianus,
162 ; ramosus, 158 ; Saun-
dersii, 162

Glass, coloured, evil of, 21

Glazing, careful, necessity for,
18

Goodyera pubescens, 118

Glory Pea, 85, 187

Green fly, destroying, 139

Greenhouse, cold, and routine
work in, 133 ; hardy plants
for, 32, 33 ; its advantages,
1 ; healthiness of, 4 ; mode-
rate cost of, 5 ; manage-
ment of, 6 ; aspect of the,
15 ; possibilities of the, 140,
141 ; spring bulbs in, 46 ;
working, the, 13, 140

Grevillea rosmarinifolia, 188 ;
thelemanniana, 188

Groundsel, Cape, ivy-leaved,
47

Grouping, foliage plants for, 43

H

HÆMANTHUS albiflos, 162 ;
puniceus, 162 ; sanguineus,
162 ; tigrinus, 162

Hard-wooded plants, 171 ; cut-
ting back, 87 ; some, 81

Hawthorns, 76

Heaths, 33, 35, 86 ; watering, 137

Heating, 23, 24

Hederoma tulipifera, 81

Heliotrope, 34

Helleborus niger, 94

Heuchera sanguinea, 98

Hoheria populnea, 188

Honeysuckles, 188, 189

Hop, Japanese, 112

Hovea Celsii, 87, 88

Huntsman's Cup, The, 119

Hyacinths, 49 ; Roman, 50

Hydrangeas, 182

Hypericum calycinum, 85 ;
chinense, 85, 182

I

INSECTICIDES, 138, 139

Iris alata, 42 ; bakeriana, 42 ;

bolleana, 42 ; chinensis, 163 ;

cristata, 158 ; Danfordiæ,

42 ; English, The, 158 ; fim-

briata, 163 ; germanica, 158 ;

Hausknechtii, 42 ; Heldrei-

chi, 41 ; Histrioides, 158 ;

Krelagei, 158 ; orchioides,

42 ; pumila, 158 ; reticulata,

42 ; reticulata and cyanea,

158 ; sindjarensis, 41, 158 ;

sophenensis, 158 ; Spanish

The, 159 ; winter, 24

Irises, 39

Irises, The, 53, 54 ; Xiphi-

oides, 158 ; Xiphium 159

Ivy, 11 ; German, 172

Ivies, 171 ; small-leaved 47

Ixias, 59, 163

J

JASMINES, 11

Jasminum nudiflorum, 76

Judas tree, 179

K

KALMIA latifolia, 188

Kerria japonica, 182

- Kew, Himalayan house at, 44
Kniphofia corallina, 159;
 Macowani, 159
Kniphofias, 64
- L
- LACHENALIA *Nelsoni*, 163; tri-
 color, 163; *luteola*, 163;
pendula, 60, 163
Lachenalias, 35, 57, 58, 59
 Lady-Slippers, Hardy, The,
 118
Lapagerias, 188
Lapeyrousia cruenta, 163
Laurustinus, 76, 184
Libertia formosa, 163
Libonia floribunda, 34
 Lilies, 62, 66, 67, 68, 69, 70, 71,
 72; *belladonna*, 64; for pots,
 166, 167, 168; Guernsey, 62,
 63; Madonna, 67, 68, 69, 70,
 71, 72; Scarborough, 64,
 138
 Lily of the Valley, Forcing, 28,
 56, 157
Lonicera fragrantissima, 182
Loniceras, 188, 189
- M
- MAGNOLIA *stellata*, 182
Magnolias, 73
Malus floribunda, 76
Mammillaria lasiacantha, 126
Mammillarias, 35, 125
Mesembryanthemum, 35; sow-
 ing, 124, 125; opening of
 flowers of, 125
Mesembryanthemum aureum,
 124; *bicolor*, 124; *blan-*
dum, 124; *glaucum*, 124;
lacerum, 125; *micans*, 124;
polyanthon, 124, 125; *spec-*
tabile, 124; *tigrinum*, 125;
tricolor, 113
 Mignonette, the old-fashioned,
 111
- Milla biflora*, 159
Mimulus, shrubby, The, 84;
glutinosus, 84
Moccasin flower, The, in its
 wild state, 118, 119
Muhlenbeckia, 46; *complexa*,
 171
Myosotis dissitiflora, 96
 Myrtle, Box-leaved, 75
 Myrtles, 171; large and small
 leaved, 47
- N
- NANDINA *domestica*, 171
 Narcissi, The, 159
Narcissus, certain sorts of, 52;
 paper white, 51
Nerine, 62, 63, 137
Nerines corusca, 163; *Fother-*
gilli, 163; *pudica*, 163; *sar-*
niensis, 163; *undulata*, 63,
 163
Nerium Oleander, 78
Neriums, 182
Nemesia strumosa, 111
- O
- OLEANDER, The, 78
Olearia macrodonta, 189
 Orange-flower, Mexican, 180
 Orchids, bog in pans, 118;
 hardy, 116
 Orchis, Bee, 116; Fly, 116;
foliosa, 117, 118
 Orchises, Terrestrial, diffi-
 culties in their culture, 117
Origanum Dictamnus, 172
Ornithogalum aureum, 164;
arabicum, 164; *nutans*, var.
boucheanum, 159
Ornithogalums, 62
 Orobus, 33; *vernus*, 96
Othonna cheirifolia, 172
Oxalis Bowei, 164; *cernua*,
 59, 164; *enneaphylla*, 164;
floribunda, 159; *lobata*,
incarnata, 159

P

- PALMS, Fan, 45 ; hardy, 170
Pancratium illyricum, 164 ;
maritimum, 164
Paradisea Liliastrum major,
 159
Parochetus communis, for
 hanging baskets, 103
 Pea, Shamrock, for hanging
 baskets, 103
 Peas, Sweet, under glass, 111
 Pelargoniums, 34
Pentstemon Cobæa, 114 ; *Mur-*
rayanus, 114
 Perennials, autumn, under
 glass, 101 ; hardy, for
 spring, 94
Pernettya mucronata, 183
Phalaris arundinacea varie-
gata, 172
 Phyllocacti, 123
Phyllocactus crenatus, 123 ;
phyllanthoides, 123
Physalis Alkekengi, 103 ;
Franchetti, 102
Pieris floribunda, 183
Pimelia decussata, 87
 Pink, common white, under
 glass, 110
 Plantain Lily, The, 171
 Plants, greenhouse, suitable
 and unsuitable, half-hardy,
 34 ; hardy for greenhouse,
 32, 33 ; hard-wooded, 191 ;
 pot, in summer, 130, 131,
 132 ; of stiff character,
 grouping, 127 ; suitable for
 flowering in Alpine house
 from January to May, 145-
 152 ; pot, time to prune,
 136 ; pot, training and
 pruning of, 135 ; watering,
 137
Plumbago capensis, 189
Poinciana Gilliesii, 74
Polyanthus primrose in the
 greenhouse, 98
Polygala dalmaisiana, 85
Polygonatum multiflorum, 172

- Pomegranate*, The, 79, 183
 Poppies, Iceland, The, 113
 Portulacas, The, 113
 Potting-shed, The, 128
 Potting, Tools to use in, 130
 Primroses in greenhouse, 98
Primula, Chinese, 34 ; *im-*
perialis, 100 ; *megaseæfolia*,
 39 ; *Sieboldi* in pots, pro-
 pagation of, 9
 Primulas, Alpine, 33
Prunus, 72 ; *japonica* fl. pl.,
 76 ; *rosea plena*, 183 ; *sinen-*
sis alba plena, 183 ; *triloba*
 fl. pl., 183
Punica granata, 79
Pyrethrum uliginosum for
 autumn, 102

R

- RANUNCULUS, 54 ; *asiaticus*,
 159
 Red-hot Pokers, 64, 159
 Refrigeration, Retarding
 flowering plants by, 105
Reineckia carnea variegata,
 172
Rhapiolepis japonica, 183
Rhododendron ciliatum, 78 ;
dauricum, 87 ; *nobleanum*,
 77 ; *racemosum*, 78
Rhododendrons, 33, 35, 184,
 189 ; hardy, 77 ; Himalayan,
 9, 73
 Ribbon grass, The, 47, 172
Richardia æthiopica, 164
 Rock-cress, White, 96
Roscoea purpurea, 164
 Roses, 89, 90, 91, 92, 93 ; Tea,
 11 ; pruning, 136
Ruscus racemosus, 170

S

- SALPIGLOSSIS, 111
Salvia azurea grandiflora, 105 ;
coccinea superba, 105 ; ges-

neræfolia, 105; *Hians*, 10;
patens, 105; *Pitcheri*, 105;
rutilans, 105; *splendens*, 105
Salvias, hardier, *The*, 105
Sarracenia flava, 119; *pur-
 purea*, 119
Sarracenias, *The* hybridisation
 possibilities, 119
Saxifraga burseriana major,
 39; *crassifolia* as a pot plant,
 97
Saxifrages, 33, 39, 40, 41
Scilla, 56
 Seed-sowing, 134
Senecio Kæmpferi, 102; *mika-
 noides*, 47, 172; *maritima*,
 172
Senna, *Scorpion*, 180
 Shading, 28, 29
 Shooting, 20
 Shrubs, flowering, 73, 178, 179,
 180, 181, 182, 183, 184, 185,
 186, 187, 188, 189; *miscel-
 laneous*, for under glass, 78
Sibthorpia europæa variegata,
 173
 Snowdrops, 55
 Soil for potting, the best, 128,
 129
Soldanellas, 39, 41
 Solomon's seal, 46, 172
 Soot-water, making, 139
Sophora tetraptera, 189
Sparaxis pulcherrima, 59, 64;
pendula, 164
Spiræa Van Houttei, 77, 184
Spiræas as pot plants, 77
Sprekelia formosissima, 164
 Spring, *Hardy* perennials for,
 94
Sternbergia fischeriana, 160
 Stock all the year round,
 110
 Stocks in the unheated green-
 house, 110; *Ten-week*, 110
Stokesia cyanea, 102
 Structures, flowering shrubs
 for large, 185
 St. John's Wort, 85
 Succulent plants, 16; for the

greenhouse, 121; summer
 treatment of, 126
Swainsonia galegifolia alba,
 85
 Syringe, *Brass*, its use in
 watering, 138

T

TEMPERATURE, regulation of,
 23
 Thistles, *Fish-bone*, *The* bi-
 ennial, 112
 Thorn, *Glastonbury*, 76
 Thrips, destroying, 139
Tiarella cordifolia, 98
 Tomatoes, 28
 Tools to use in potting, 130
Tremandra verticillata, 87
Tricyrtis hirta, 103
Trillium grandiflorum, 160
Tropæolum azureum, 61, 165;
brachyceras, 61, 165; *tri-
 colorum*, 165; *tricolorum*
Jaratti, 61
Tropæolums, 111; climbing,
 61
 Troughs, zinc, for growing
 plants in, 96
 Tubers and bulbs for associa-
 ting with *Alpine* plants in
 flower from January to May,
 153-156; *half-hardy*, 161;
 for unheated greenhouse,
 49
Tulipa clusiana, 160; *fra-
 grans*; 160; *retroflexa*, 160
 Tulips, dwarf, 50

V

VACCINIUM *serpens*, 190
Vallota purpurea, 64, 138,
 165
Veltheimia viridifolia, 62, 165
 Ventilation, 25, 26, 27
Veronica compressoides, 173;
hulkeana, 74, 184; *Hectori*,
 193; *speciosa variegata*, 184

Veronicas, New Zealand, 74
 Viburnum plicatum, 184;
 lucidum, 76
 Vine, 11

W

WALLFLOWER, Belvoir Castle,
 109; Harbinger, 109
 Wallflower, German double, in

the unheated greenhouse,
 and sowing seed of, 109
 Wardian-case, value of, 133
 Watering plants, 137
 Weigela hortensis nivea, 75
 Watsonia Ardernei, 165; an-
 gusta, 165
 Watsonias, 62
 Winter Sweet, 186
 Wistaria, 76; sinensis, 184



14 DAY USE
RETURN TO DESK FROM WHICH BORROWED
CIRCULATION DEPARTMENT

This book is due on the last date stamped below, or
on the date to which renewed.
Renewed books are subject to immediate recall.

NOV 12 1973 6 8	
REC'D LD NOV 9 '73 -8 AM	
	REC. CIR. DEC 17 1979
OCT 16 1975	RECEIVED NOV 23 1980 OCT 31 1980
REC. CIR. NOV 13 '73	
MAY 20 1977	
13 0 1977	
REC. CIR. JUN 20 '77	
DEC 1 1979	
REC. CIR. NOV 4 1979	
DEC 29 1979	

LD21-35m-8,'72
(Q4189s10)476-A-32

General Library
University of California
Berkeley

YC 63710

