


2000-01 TERPS BASKETBALL

Maryland



Juan Dixon, G
All-America Candidate

Terence Morris, F
All-America Candidate


Lonny Baxter, F/C
All-America Candidate

Gary Williams
Head Coach



comcast center

Premiering In September 2002




Building A New Tradition For A New Century

Pictured is an artist's rendition of the Terp's new arena which is slated to open in 2002. It will be located on the north perimeter of campus, with direct accessibility from main travel arteries surrounding the university. Also, students surround the court ten rows deep in every direction to help create the best possible home court advantage.

Arena Features:

- Academic Support and Career Development Center for Student-Athletes (7,000 square feet)
- Weight Training and Conditioning Area
- Wrestling Practice Gymnasium
- Locker Facilities for Several Sports
- Equipment Distribution Area
- Sports Medicine/Training Area
- Auxiliary Gymnasium for Practice and Competition
- Coaches' Offices
- Athletic Administration Offices
- Heritage Hall Multi-Purpose Room (capacity of 400)
- Media Relations Center
- Terps Merchandise Store
- 20 Suites



Arena Facts	Comcast Center	Cole Field House
Capacity	17,100	14,500
Total Square Feet	420,000	202,000
On Site Parking	6,000*	4,900
Seats for Disabled	170	20
Restrooms	37	4
Concession Stands	12	4
Building Site	On Campus	On Campus
Banquet Facility (capacity)	400	0

*Within an 8 minute walk.



2000-01

MARYLAND BASKETBALL SCHEDULE

Lonny Baxter

All-America Candidates

Terence Morris

Juan Dixon



DATE	OPPONENT	TIME	TV
Fri. Nov. 3	London Leopards (Exh.)	8:00 p.m.	
Wed. Nov. 15	EA SPORTS California All-Stars (Exh.)	8:00 p.m.	
Mauı Invitational at Lahaina, Hawaii (Lahaina Civic Center)			
Mon. Nov. 20	Gm1: Arizona vs. Chaminade	2:00 p.m.	ESPN
Mon. Nov. 20	Gm2: Connecticut vs. Dayton	4:00 p.m.	
Mon. Nov. 20	Gm3: Maryland vs. Louisville	9:00 p.m.	ESPN
Mon. Nov. 20	Gm4: Illinois vs. UNLV	11:30 p.m.	ESPN2
Tues. Nov. 21	Gm5: Game 1/2 losers	2:00 p.m.	
Tues. Nov. 21	Gm6: Game 3/4 losers	4:00 p.m.	
Tues. Nov. 21	Gm7: Game 3/4 winners	7:00 p.m.	ESPN
Tues. Nov. 21	Gm8: Game 1/2 winners	9:30 p.m.	ESPN
Wed. Nov. 22	7th-place Game	1:30 p.m.	
Wed. Nov. 22	5th-place Game	3:30 p.m.	
Wed. Nov. 22	3rd-place Game	6:00 p.m.	
Wed. Nov. 22	Championship Game	9:00 p.m.	ESPN
ACC/Big Ten Challenge at Milwaukee, Wisc. (Bradley Center)			
Wed. Nov. 29	vs. Wisconsin	9:00 p.m.	ESPN
BB&T Classic at Washington, D.C. (MCI Center)			
Sat. Dec. 2	Maryland vs. Michigan	1:00 p.m.	WDCA
Sat. Dec. 2	George Washington vs. St. John's	3:00 p.m.	WDCA
Sun. Dec. 3	Consolation Game	3:00 p.m.	WDCA
Sun. Dec. 3	Championship Game	5:00 p.m.	WDCA
Wed. Dec. 6	Stony Brook	8:00 p.m.	
Sat. Dec. 9	at Pennsylvania	7:30 p.m.	HTS-Comcast
Wed. Dec. 13	Maryland-Baltimore County	8:00 p.m.	
Sat. Dec. 23	Norfolk State	1:30 p.m.	HTS
Wed. Dec. 27	Chicago State	8:00 p.m.	
Sat. Dec. 30	Maryland-Eastern Shore	1:30 p.m.	HTS
Tues. Jan. 2	• at Clemson	8:00 p.m.	RJ
Sat. Jan. 6	• Georgia Tech	1:30 p.m.	RJ
Wed. Jan. 10	• North Carolina	7:00 p.m.	ESPN
Sun. Jan. 14	• at Florida State	1:30 p.m.	RJ
Wed. Jan. 17	• Wake Forest	9:00 p.m.	ESPN
Sun. Jan. 21	• at NC State	3:30 p.m.	ABC
Sat. Jan. 27	• Duke	8:00 p.m.	ESPN
Wed. Jan. 31	• at Virginia	9:00 p.m.	ESPN
Sun. Feb. 4	• Clemson	1:00 p.m.	RJ
Tues. Feb. 6	• at Georgia Tech	7:00 p.m.	FSS-HTS-SUN
Sat. Feb. 10	• at North Carolina	1:00 p.m.	CBS
Wed. Feb. 14	• Florida State	9:00 p.m.	RJ
Sat. Feb. 17	• at Wake Forest	1:30 p.m.	ESPN2-RJ
Tues. Feb. 20	• NC State	8:00 p.m.	RJ
Sat. Feb. 24	• Oklahoma	3:30 p.m.	ABC
Tues. Feb. 27	• at Duke	8:00 p.m.	RJ
Sat. Mar. 3	• Virginia	2:00 p.m.	CBS
Thurs-Sun. Mar. 8-11	ACC Tournament at Atlanta, Ga. (Georgia Dome)		ESPN/RJ
Thurs-Sun. Mar. 15-18	NCAA First and Second Rounds (East-Long Island & Greensboro; Midwest-Dayton & Kansas City; South-New Orleans & Memphis; West-San Diego & Boise)		CBS
Thurs-Sun. Mar. 22-25	NCAA Regionals (East-Philadelphia; Midwest-San Antonio; South-Atlanta; West-Anaheim)		CBS
Sat-Mon. Mar. 31-Apr. 2	NCAA Final Four at Minneapolis, Minn. (Metrodome)		CBS


All dates and times are Eastern Standard Time and subject to change

• Atlantic Coast Conference games; Homes games played at AllFirst Court at Cole Field House and listed in bold
RJ games are televised on WNUV-TV (WB54 in Baltimore) and WDCA-TV (UPN20 in Washington, D.C.)

Ticket Information: 800-462-TERP or 301-314-7070

Terrapin Fan Phone: 301-314-TERP

Terps Online: www.umterps.com



THIS IS MARYLAND BASKETBALL

2000-01 Schedule	1
Gary Williams Datebook	6
The Power of the Atlantic Coast Conference	10
ACC Television	11
Media Capital	12
Media Coverage	13
Game Day at Cole Field House	14
Sameplace Special	16
Maryland Basketball Travel	18

2000-01 SEASON PREVIEW

2000-01 Roster Information	20
Season Preview	22
Preseason Notebook and Honors	25

COACHING STAFF

Head Coach Gary Williams	28
Assistant Coaches	36
Men's Basketball Support Staff	42

TERRAPIN PROFILES

Terence Marris	46
LaRan Cephas	50
Mike Mardesich	52
Lanny Baxter	55
Juan Dixon	58
Danny Miller	61
Byron Mouton	64
Steve Bloke	66
Tahj Halden	68
Drew Nicholas	70
Calvin McCall	72
Earl Badu	74
Matt Slaninka	75
Chris Wilcox	76

2000-01 OPPONENTS

Maui Invitational Tournament	78
Arizona, Chaminade, Connecticut	78
Dayton, Illinois, Louisville, UNLV	79
BB&T Classic, G. Washington	80
Michigan, St. John's	81
Chicago State, Clemson	82
Duke, Florida State	83
Georgia Tech, UMBC	84
UMES, Norfolk State	85
North Carolina, NC State	86
Oklahoma, Pennsylvania	87
Stony Brook, Virginia	88
Wake Forest, Wisconsin	89
ACC Composite Schedule	90
2001 NCAA and ACC Brackets	92

Maryland Basketball



2000-01 MEDIA GUIDE CREDITS

The 2000 University of Maryland Men's Basketball Media Guide was published by the Maryland athletic media relations office with the intent to serve all media and followers of Terrapin basketball. Additional copies may be purchased for \$15. Mail orders should include \$3 for postage and handling.

The guide was written and edited by Kevin Messenger, associate media relations director, and Dove Hoglund, associate athletic director for media relations. Layout and design by Jason Yellin, publications coordinator and assistant media relations director.

Research and editorial assistance by Megan Fitzgerald, Mark Froto, Jennifer Mason, Stephanie Mociun and Brian Pressman. Editorial assistance by Jason Baum, Cherise Rhyns, Dan Rosso and Jason Zhong.

Photography by Kevin Allen, Dave Christenson, John Consoli, Lisa Helfert, Mitchell Layton, Stephanie Mociun, Doug Pensinger, Bruce L. Schwartzman, Devin Shieh, John Strohsacker and Bill Welch. Cover photos courtesy of Layton, Schwartzman and NBA Properties. Cover design by John Schaffhouser.


The Maryland athletic media relations staff extends its thanks to all ACC and opponent sports information offices, the NBA and all members of past sports information staffs that have assisted in compiling information that is an integral part of this guide. Any corrections or additions to the media guide are welcome and should be directed, in writing, to Kevin Messenger.

The University of Maryland is an equal opportunity institution with respect to both education and employment. The university does not discriminate on the basis of race, color, origin,

sex or handicap in admission or access to, or treatment or employment in, its programs and activities as required by federal (Title VI, Title IX, Section 504) and state laws and regulations. Inquiries regarding compliance with Title VI of the Civil Rights Act of 1964, as amended, Title IX of the 1972 Educational Amendment, Section 504 of the Rehabilitation Act of 1973, or related legal requirements should be directed to the Office of Human Relations, 1107 Hornbake Library, University of Maryland, College Park, Md. 20742; telephone--301-405-2838. Inquiries concerning the application of Section 504 and Part 34 of the C.F.R. to the University of Maryland, College Park, may be directed to the Director, Disabled Student Services, 0126 Shoemaker Hall, University of Maryland, College Park, Md. 20742; telephone--301-314-7862 (voice) or 301-314-7683 (TTY).



Table Of Contents



1999-2000 SEASON REVIEW

- 1999-00 Postseason Notebook 94
- 1999-00 Results 96
- 1999-00 Statistics 97
- Game-By-Game Team Statistics 98
- Individual Point-Rebounds-Assists 99
- Superlatives 100
- Box Scores 101
- ACC Standings, Statistics, Honors 108

ALL-TIME RECORD BOOK

- Year-By-Year Results 112
- All-Time Coaching History 113
- Overall Individual Records 114
- Individual Leaders 115
- Class Records 120
- Yearly Leaders 124
- Team Records 126
- Margins of Victory, 100-Point Games 127
- Year-By-Year Statistics 128
- Game-By-Game Results 130
- Series Vs. Opponents 136
- Series Records 142
- ACC Series Anatomies 143
- In-Season and Postseason Tournaments 144
- NCAA Tournament Records 146
- Final National Rankings 148

HONORS, AWARDS & NBA

- All-Americans 150
- Maryland Award Winners 156
- All-Time Letterwinners 159
- Terps In The NBA 161

UNIVERSITY OF MARYLAND

- University of Maryland 166
- Colleges and Schools 168
- President C.D. Mote, Jr. 170
- A.D. Deborah A. Yow 171
- Athletic Administration 172
- Academic Support & Career Development 174
- Distinguished Alumni 177
- Sports Medicine 178
- Strength & Conditioning 179
- Terrapin Club 180
- Major Gift Fundraising, The M Club 181
- Athletic Staff and Coaches Directory 182
- Cole Field House 184
- History of Cole Field House 184
- Terps on the Air 188
- Media Information 189
- TV/Radio Chart 192

JACK ZANE DEDICATION

The Maryland basketball staff dedicates its 2000-01 media guide to the devoted service and longtime commitment of Jack Zane, Executive Director of the Walk of Fame and History, of Maryland's new Comcast Center.



Zane, whose tenure as student and staffer at Maryland began in the mid-1950s, has filled numerous roles within the Terrapin athletic department and has touched many lives during his 46 years of dedication. Most notable in Zane's career has been his over-30 years in the Maryland sports information office. He is an active historian and walking archivist for the university's athletic department, thus proving a perfect fit to oversee administrative efforts with the new arena's walk of fame, to be unveiled in 2002-03.

His years as sports information director were marked by friendly service to staff, coaches, athletes and media, alike. He is still an active member of the College Sports Information Directors of America (CoSIDA) and was inducted into the organization's Hall of Fame after serving as its president in 1986. He received CoSIDA's Lifetime Achievement Award at its 2000 summer convention in St. Louis.

Zane was the assistant sports information director at Maryland from 1960-62, and the SID from 1969-86. During that time he helped publicize numerous All-America athletes including Randy White, Boomer Esiason, Buck Williams, Tom McMillen, Len Elmore and Tom Brown. He worked directly with 11 Terrapin football bowl teams and seven men's basketball teams that participated in the NCAA Tournament. Zane was also the sports information director for the 1975 Terrapin men's lacrosse team that won the NCAA championship.

Zane was promoted to assistant athletic director in 1981. He began his career in sports information as a Maryland student un-

der the legendary Joe F. Blair in 1958. Upon his graduation in 1960 he was named as the first full-time assistant SID in school history. He was the SID at George Washington University from 1963-69.

He was the first executive sports editor of the *Diamondback*, the school newspaper, and was a member of the Sigma Delta Chi journalism fraternity as an undergraduate student. He graduated from Maryland in 1960 with a bachelor's degree in journalism.

Zane, who has been a member of CoSIDA since 1960, was a member of the NCAA public relations committee for six years and was also a six-year member of the NCAA public relations/promotions committee. He was inducted into the University of Maryland Athletic Hall of Fame in 1986.


He has served the department of athletics at Maryland as director of ticket operations since 1986 and began his new assignment this past July.

THIS IS Maryland Terrapins Basketball



Only six schools have won more than Maryland's 53 victories in the past two seasons:

SCHOOL	TWO SEASONS	1999-00	1998-99
1. Duke	66-7 (.904)	29-5	37-2
2. Michigan State	65-12 (.844)	32-7	33-5
3. Connecticut	59-12 (.831)	25-10	34-2
4. Cincinnati	56-10 (.848)	29-4	27-6
5. Tulsa	55-15 (.786)	32-5	23-10
6. Gonzaga	54-16 (.771)	26-9	28-7
7. Stanford	53-11 (.828)	27-4	26-7
MARYLAND	53-16 (.768)	25-10	28-6
Auburn	53-14 (.791)	24-10	29-4
St. John's	53-17 (.757)	25-8	28-9



2000-01

Maryland enters the 2000-01 season looking to play in a school-record eighth consecutive NCAA Tournament. The Terps have competed in each NCAA Tournament since 1994 and have advanced to the "Sweet 16" in four of the last seven years.



TERPS

FEAR THE TURTLE

BASKETBALL

Maryland is the only team in the ACC that has advanced to the ACC Tournament semifinals in each of the last six years.



T H E Gary Williams

1 9 8 8 - 8 9

June 13, 1989 - Named Maryland's seventh head coach. He becomes only the second former Terp player and only the third alumnus to be named head coach.

1 9 8 9 - 9 0

Nov. 25, 1989 - Defeated Delaware State, 87-53, in his first game as head coach. He becomes the sixth head coach in school history to win his first game.

Dec. 24, 1989 - Defeated Cal State-Sacramento, 98-68, to complete a three-game tournament sweep and help lead Maryland to the championship of the Chaminade Christmas Classic in Honolulu, Hawaii.

Jan. 4, 1990 - Defeated Wake Forest, 88-82, in his first career ACC game as Maryland's head coach. He is only the second Terp coach to win his first ACC game in his first attempt.

Jan. 10, 1990 - Defeated North Carolina, 98-88, to gain his first victory over a ranked team as Maryland's head coach.

March 15, 1990 - Defeated Massachusetts, 91-81, in the first round of the National Invitation Tournament at Cole Field House. Williams is the first Maryland coach to take a team to the postseason in his first year as Maryland's head coach.

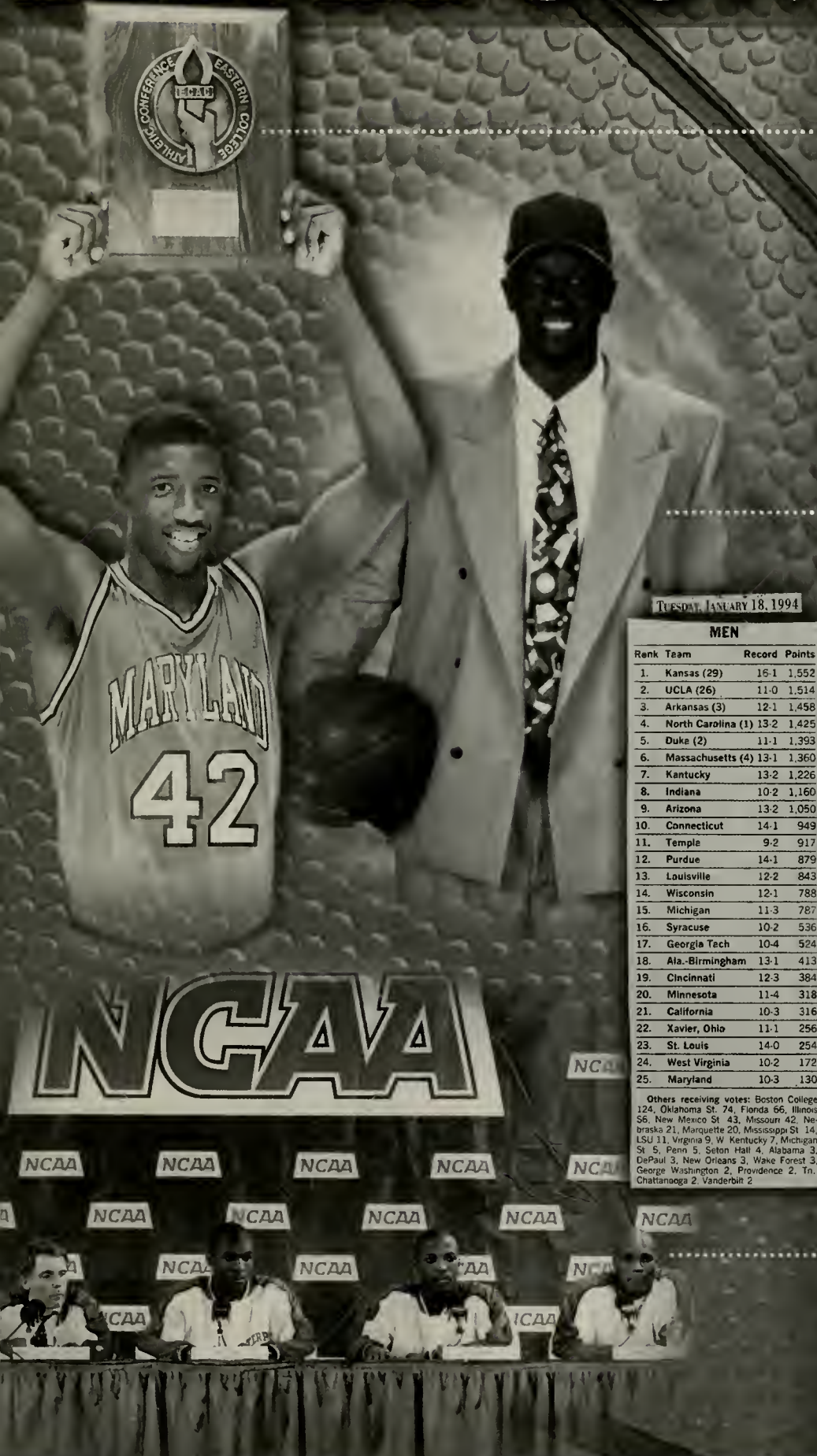
March 19, 1990 - Closed his first season at Maryland with a 19-14 record, making him the winningest first-year coach in Terp history.

June 27, 1990 - Jerrod Mustaf selected as the No. 17 overall pick in the 1990 NBA Draft by the New York Knicks.



WILLIAMS

DATEBOOK



1990-91

Dec. 29, 1990 - Guided the Terps to victories over Rutgers (86-81) and South Carolina (78-69) to gain the championship of the ECAC Holiday Festival in New York City's famed Madison Square Garden.

March 2, 1991 - Closed his second season with a 16-12 overall record, making him only the second head coach in school history to record winning seasons in each of his first two years.

1991-92

March 1, 1992 - Defeated No. 10 North Carolina (82-80) at home.

June 24, 1992 - All-American Walt Williams selected as the No. 7 overall pick in the 1992 NBA Draft by the Sacramento Kings.

1992-93

Jan. 19, 1993 - Defeated No. 12 Oklahoma (89-78) at the Baltimore Arena.

1993-94

Nov. 26, 1993 - Defeated No. 15 Georgetown, 84-83, in overtime at USAir Arena.

Jan. 17, 1994 - Ranked No. 25 in the weekly Associated Press Poll. It marked the first time since the 1985 season that Maryland was represented in the weekly national writers and broadcasters poll.

March 13, 1994 - Maryland named to the NCAA Tournament for the first time since 1988, earning No. 10 seed in the Midwest Region.

March 17, 1994 - Defeated Saint Louis, 74-66, in his first NCAA Tournament game as the Terps' head coach.

March 19, 1994 - Defeated second-seeded Massachusetts, 95-87, in the biggest upset of the 1994 NCAA Tournament to advance the Terps to the "Sweet 16" for the first time since 1985.

TUESDAY, JANUARY 18, 1994

MEN

Rank	Team	Record	Points
1.	Kansas (29)	16-1	1,552
2.	UCLA (26)	11-0	1,514
3.	Arkansas (3)	12-1	1,458
4.	North Carolina (1)	13-2	1,425
5.	Duke (2)	11-1	1,393
6.	Massachusetts (4)	13-1	1,360
7.	Kentucky	13-2	1,226
8.	Indiana	10-2	1,160
9.	Arizona	13-2	1,050
10.	Connecticut	14-1	949
11.	Temple	9-2	917
12.	Purdue	14-1	879
13.	Louisville	12-2	843
14.	Wisconsin	12-1	788
15.	Michigan	11-3	787
16.	Syracuse	10-2	536
17.	Georgia Tech	10-4	524
18.	Ala.-Birmingham	13-1	413
19.	Cincinnati	12-3	384
20.	Minnesota	11-4	318
21.	California	10-3	316
22.	Xavier, Ohio	11-1	256
23.	St. Louis	14-0	254
24.	West Virginia	10-2	172
25.	Maryland	10-3	130

Others receiving votes: Boston College 124, Oklahoma St. 74, Florida 66, Illinois 58, New Mexico St. 43, Missouri 42, Nebraska 21, Marquette 20, Mississippi St. 14, LSU 11, Virginia 9, W. Kentucky 7, Michigan St. 5, Penn 5, Seton Hall 4, Alabama 3, DePaul 3, New Orleans 3, Wake Forest 3, George Washington 2, Providence 2, Tn. Chattanooga 2, Vanderbilt 2

THE Gary Williams

TUESDAY, DECEMBER 27, 1994

1994 - 95

Nov. 7, 1994 - Signed a seven-year contract extension.

Dec. 26, 1994 - Ranked No. 9 in the weekly Associated Press Poll. It marked the first time the Terps had been ranked in the top 10 since the 1984 season.

Jan. 22, 1995 - Defeated NC State, 84-67, at Raleigh to gain his 300th career coaching victory.

Feb. 7, 1995 - Defeated No. 1 North Carolina, 86-73, for his first win as Maryland's coach over the nation's top-ranked team.

Feb. 22, 1995 - Defeated NC State, 84-71, in Cole Field House to gain his 100th coaching victory while at the University of Maryland.

March 12, 1995 - Maryland named to NCAA Tournament for second consecutive season, earning No. 3 seed in the West Region.

March 13, 1995 - Ranked No. 10 in the final Associated Press Poll. It is the first time since the final poll of the 1980 season that the Terps are ranked within the top 10.

March 18, 1995 - Defeated Texas, 82-68, to advance to the NCAA Tournament.

"Sweet 16" for the second consecutive season, marking the first time since 1984 and 1985 that the program had advanced to a regional semifinal in two consecutive seasons.

1995 - 96

June 28, 1995 - Unanimous National Player of the Year selection Joe Smith selected as the No. 1 overall pick in the 1995 NBA Draft in Toronto.

Feb. 6, 1996 - Defeated No. 11 North Carolina, 84-78, for his ninth win over a ranked team in the last three seasons.

March 11, 1996 - Maryland named to the NCAA Tournament for the third consecutive season, earning No. 7 seed in the West Region.



AP TOP 25 MEN

Rnk.	School	Record	Pts.
1.	N Carolina (56)	7-0-0	1,590
2.	UCLA (5)	5-0-0	1,506
3.	Arkansas (3)	8-1-0	1,462
4.	Massachusetts	5-1-0	1,419
5.	Kentucky	5-1-0	1,328
6.	Kansas	7-1-0	1,229
7.	Duke	6-1-0	1,197
8.	Connecticut	5-0-0	1,185
9.	Maryland	8-2-0	1,024
10.	Arizona	7-2-0	989
11.	Syracuse	7-1-0	942
12.	Georgetown	5-1-0	816
13.	Florida	5-2-0	801
14.	California	6-0-0	641
15.	Michigan St.	5-1-0	554
16.	Arizona St.	7-2-0	520
17.	Georgia Tech	7-1-0	492
18.	Wake Forest	6-1-0	437
19.	Wisconsin	6-1-0	399
20.	Cincinnati	7-3-0	377
21.	Iowa St.	8-1-0	310
22.	New Mexico St.	8-2-0	294
23.	Nebraska	9-1-0	182
24.	Indiana	6-4-0	154
25.	St. John's	6-0-0	129

Others receiving votes: Stanford 103, Minnesota 98, Missouri 98, Pennsylvania 56, Illinois 52, Iowa 41, St. Louis 41, Virginia 40, Villanova 35, Oklahoma 31, Tulane 31, St. Joseph's 29, Alabama 27, Louisville 17, Oklahoma 17, Virginia Tech 17, Xavier, Ohio 16, Ohio University



DATEBOOK

1996-97

March 7, 1997 - Defeated No. 13 Clemson in the quarterfinal round of the ACC Tournament to gain his 350th career coaching victory.

March 9, 1997 - Maryland named to the NCAA Tournament for the school-record tying fourth consecutive season, earning No. 5 seed in the Midwest Region.

June 26, 1997 - Third-team All-American Keith Booth selected in the first round (28th pick overall) in the 1997 NBA Draft by the Chicago Bulls.




1997-98

Jan. 14, 1998 - Defeated No. 1 North Carolina, 89-83 (OT), for his second victory over the nation's No. 1 ranked team in three tries.

March 1, 1998 - Named Atlantic Conference Coach of the Year by ACC Athlete Magazine.

March 8, 1998 - Maryland named to the NCAA Tournament for the school-record fifth consecutive season, earning No. 4 seed in the West Region.

March 14, 1998 - Defeated No. 22 Illinois to advance to the "Sweet 16" of the NCAA Tournament for the third time in the last five years.



1998-99

Nov. 28, 1998 - Defeated Pittsburgh, 87-52, to win the prestigious Puerto Rico Shootout.

March 7, 1999 - Maryland named to the NCAA Tournament for the school-record sixth consecutive season. The Terps' No. 2 seed in the South Region tied the all-time highest NCAA Tournament seed in school history.

March 13, 1999 - Defeated Creighton, 75-63, to advance to the "Sweet 16" of the NCAA Tournament for the fourth time in the last six years.

June 30, 1999 - Second-team All-American Steve Francis selected in the first round (2nd pick overall) in the 1999 NBA Draft. Obinna Ekezie and Laron Profit were selected in the second round.

1999-2000

Nov. 17, 1999 - Defeated San Francisco 71-61 in an NIT First Round game to earn his 400th career coaching win.

Dec. 11, 1999 - Defeated No. 22 Kentucky 72-66 to earn his 200th victory while coaching at Maryland.

Feb. 9, 2000 - Terps upset Duke at Cameron Indoor Stadium, 98-87, to snap the Devils' 18-game win streak which was then the longest in the country. The win also ended Duke's 46-game win streak at Cameron, and an ACC-record 31-game regular season conference win streak.

March 1, 2000 - Maryland defeats Florida State 85-70 to stretch its ACC win streak to nine games and establish a new Terrapin record.

March 12, 2000 - Maryland plays in its first ACC Tournament final since 1984, and is named a No. 3 seed in the NCAA Midwest Region to set a new school mark with its seventh consecutive bid to the NCAA Tournament.





THE POWER OF THE ACC

ATLANTIC COAST CONFERENCE

ACC AND THE RPI REPORT

The ACC has been the top rated conference in three of the past five years according to the RPI Rating. After ranking first for three consecutive seasons (1996-98) the ACC ranked second in 1999 and third in 2000. Entering the 2000-01 season, the ACC has been unanimously ranked in all preseason publications as the country's most competitive conference for the upcoming season.

ACC NO. 1 IN THE ASSOCIATED PRESS POLL

There have been 797 Associated Press polls since the first on Jan. 20, 1949. The ACC, despite annually having the smallest membership total, is the most ranked conference in the nation with 2,275 listings.

ACC WITH SEVEN TEAMS IN THE ASSOCIATED PRESS POLL

The ACC became the first conference in history to have seven teams in the Associated Press poll during two consecutive weeks during the 1997-98 season. Maryland, North Carolina, Duke, Florida State, Clemson, Wake Forest and Georgia Tech were each ranked in the AP polls of Dec. 1 and 8. The ACC also had five teams ranked for five weeks and four for eight weeks. As many as five or six teams are expected to be ranked in the AP poll again in 2000-01.

CONSISTENCY IN THE ASSOCIATED PRESS POLL

The ACC has had at least three teams ranked in the final AP poll in 19 of the last 21 years.

ACC IN THE NCAA TOURNAMENT

In terms of success, the ACC is unrivaled in the history of the NCAA Tournament. The nine current league teams have posted an NCAA Tournament mark of 275-146 for a winning percentage of .653. Only two other conferences in the nation have won at least 60 percent of their NCAA Tournament games.

ACC SUCCESS VS. THE NO. 1 SEED IN THE NCAA TOURNAMENT

Since the NCAA began assigning seeds in 1979, ACC teams have defeated a record 19 No. 1 seeds.

ACC SUCCESS IN THE NCAA TOURNAMENT

Since 1980, 20 of the 80 Final Four teams (25.0 percent) have come from the ACC. The ACC has been represented in 17 of the last 20 Final Fours a total of 20 times by 17 different teams. ACC teams have captured three of the last 10 NCAA titles and five of the last 19. Since the 1985 tournament, the ACC has had 16 teams earn Final Four berths.

ACC TEAMS WITH MOST NCAA TOURNAMENT WINS SINCE 1985

Since 1985, when the NCAA Tournament field was expanded to accommodate 64 teams, ACC teams have accomplished the following in NCAA Tournament play:

- Most NCAA Tournament victories (163)
- Most wins against No. 1 seeds (14)
- Most Sweet 16 appearances (47)
- Most regional final appearances (26)
- Most NCAA titles (3)

ACC TEAMS IN THE NCAA TOURNAMENT

- Since 1985, the ACC is the only conference to have each of its' schools make at least one NCAA Tournament appearance and also advance to the "Sweet 16".
- The ACC has had at least two teams win a minimum of one NCAA Tournament game 11 straight years and in 15 of the last 16 NCAA Tournaments.
- Since the NCAA Tournament expanded to 64 participants in 1985, the ACC has had 47 teams advance to the "Sweet 16."
- The ACC has placed at least one team in a regional final for 21 consecutive years and 27 of the last 29 years. The ACC has had three teams in regional finals the same year twice and two teams 12 times.
- The ACC is the only Division I conference where each member institution has a winning record in NCAA Tournament competition.
- The ACC has had a No. 1 seed in the NCAA Tournament a record 18 times.

ACC TELEVISION

Beginning in 2001-02, the ACC will be featured in a Sunday evening national game of the week to be televised on FOX Sports Net. Finalized and announced in the summer of 2000, the package establishes the ACC as the first conference with a national television arrangement on more than one national cable network.



In 1998-99, the ACC became the first conference in collegiate basketball history to have its entire conference-game package televised either regionally or nationally.

Twenty-two appearances on ABC and CBS are among the 101 national network appearances that highlight the 2000-01 Atlantic Coast Conference schedule. The schedule boasts 219 total appearances over a record 143 televised games, and marks the sixth consecutive season that the ACC will have over 200 television appearances. Included are 60 appearances on ESPN, 18 on ESPN2, 12 on ABC, 10 on CBS and one on FOX Sports Net.



A remarkable total of 67 out of 72 regular season ACC league games will receive regional or national television coverage in 2000-01. Over one-third of the league's conference schedule, 28 games, will be televised on national television networks.



IN THE Media Capital

The Terps are covered extensively by two of the nation's top 10 newspapers on a daily basis: the Washington Post and the Baltimore Sun.

USA Today, the nation's newspaper, is headquartered less than 20 miles from Cole Field House.



Two Way Radio
WORM

THE SUN

INSIDE
BALTIMORE 2

Cumberland
Times-News

WBAL-TV

9 EYEWITNESS
NEWS

UNIVERSITY OF MARYLAND



ACC basketball will receive extensive live television coverage during the 2000-01 season, with ABC, CBS, FOX and ESPN/ESPN2 combining for over 100 national telecasts. Counting regional telecasts, a record 219 ACC basketball games will be viewed on television this season.

Every major television network - ABC, NBC, CBS and FOX - has a major news gathering affiliate in both Baltimore and Washington, D.C. No university in the East boasts eight major news outlets within a 35-mile radius of its campus - except for the University of Maryland.



ESPN, which originated its first-ever sports broadcast from the University of Maryland in 1979, has been a regular visitor to Cole Field House.

The Maryland Terrapin radio network, which can be accessed from Maine to Florida, boasts one of the largest coverage areas in collegiate sports.



The Diamondback
YOUR INDEPENDENT STUDENT NEWSPAPER

ESPN

Carroll County Times

WTOM
SportsTalk
980AM

NBC4
WRC-TV WASHINGTON, D.C.

NEWS 8
CHANNEL 8
MARYLAND • VIRGINIA • WASHINGTON, DC

Gameday AT COLE FIELD HOUSE

Terps Rank Among Nation's Leaders in Men's Basketball Attendance

The University of Maryland men's basketball team has ranked in the Top 20 among national attendance leaders for three straight seasons. After averaging 13,377 fans and ranking 20th in the country in 1998, the Terps set a school record with a 14,474 average in 1999 while ranking 15th nationally. Last year, Maryland continued to draw capacity numbers at Cole Field House, averaging 14,148 fans and ranking 17th.

In 1998-99, the Terps' average attendance established a school-record for the second consecutive season and marked only the third time in school history that the program had averaged more than 14,000 fans in a single season. The 2000 Terps eclipsed the 14,000 plateau for a fourth season.

Last season, the Terps also set a school record and ranked 10th nationally by playing in front of 503,648 fans overall. That figure was up from a No. 12 ranking when the Terps played before a previous school-record 473,626 fans in 1998-99. Maryland has played before at least 400,000 fans in three consecutive seasons.

Maryland's school-record home attendance average in 1999 included 14 sellouts (all but one regular season game) and 15 games with crowds over 13,500. Maryland played to 99.8 percent capacity for the entire season in the 14,500 seat Cole Field House.


Maryland has averaged more than 13,000 fans for every home game in each of the last six seasons. The Terps have appeared in a school-record seven consecutive NCAA Tournaments.

During the last seven seasons, the Terps have achieved six of the top seven single-season home attendance averages in school history. Nearly 1,400,000 people have come to Cole Field House in the last seven seasons (13,701 average in 101 games) as the Terps have forged the longest non-conference home winning streak in the nation (71 games). The Terps have an 88-13 record (87.1 winning percentage) in the last seven seasons at home and were a perfect 16-0 in Cole during the 1994-95 season.

Maryland has averaged more than 12,000 fans during each of the first 11 years of the Gary Williams Era. Since the beginning of the 1990 season, more than 1.5 million people have come to Cole to see the Terps win at a 78.4 percent clip. During Williams' tenure, the Terps have won at least 10 home games 10 times in 11 seasons, and averaged more than 12 wins a season at home.



Watch How Quickly Cole Field House's Student Section Fills Up



Photos by Doug Pensinger

Someplace

SPECIAL

City lights,
history,
sparkling

waterfronts, monumental landscapes. Jazz, film festivals, marches and demonstrations. Shopping, professional sports, regattas on the Chesapeake Bay. Not just one city, but three. Not just any city, but the nation's capital, a major port city, and the state capital of Maryland.

It's all here beyond the University of Maryland campus.


WASHINGTON, D.C.

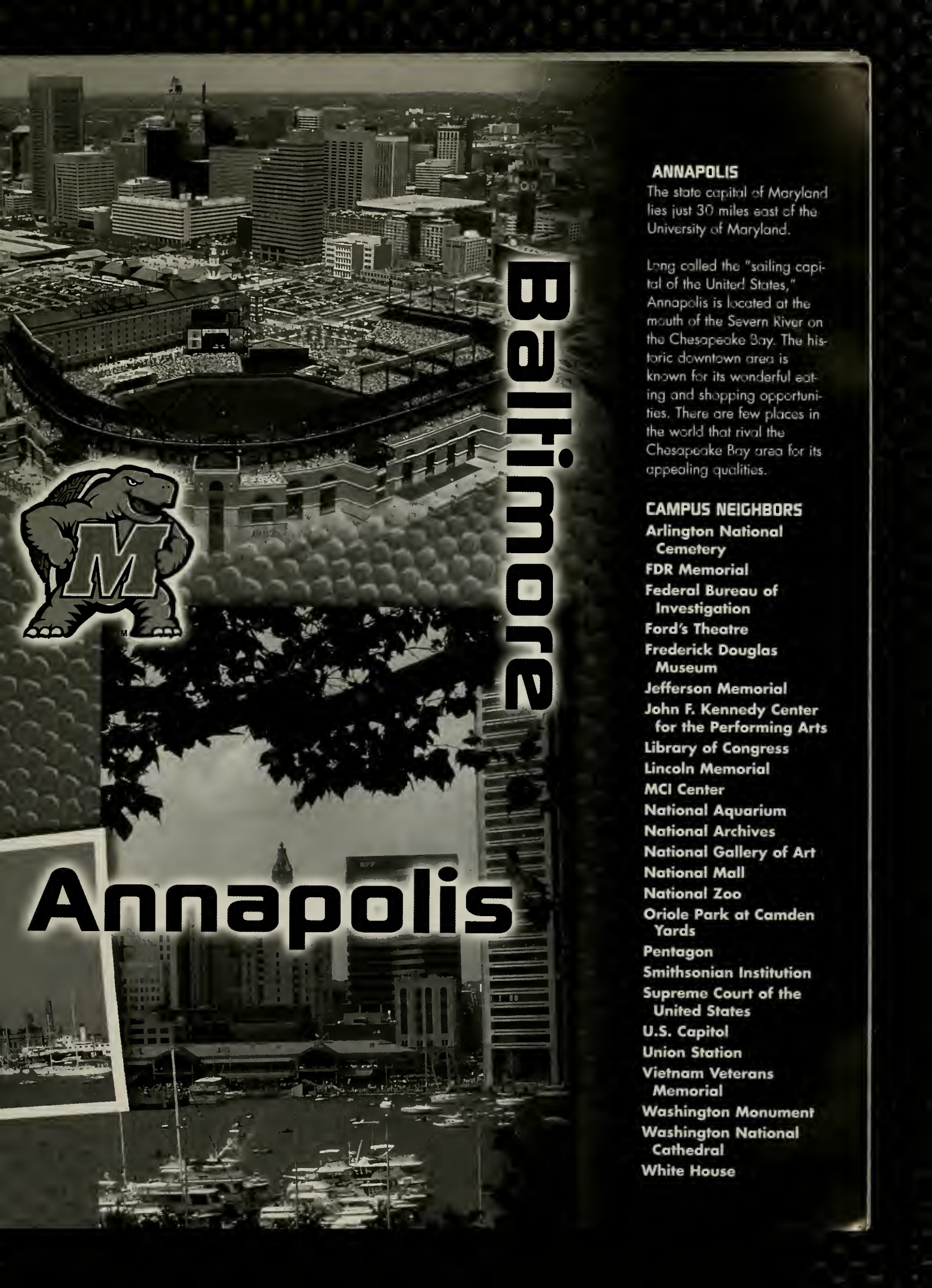
The nation's capital and its major attractions are within 10 miles of Cole Field House. And the highly efficient Metro rail system, with a station at the campus doorstep, makes navigating the greater Washington, D.C., area easy. Campus shuttle buses serve the College Park Metro station, allowing easy access to one of the country's model transportation systems.

BALTIMORE

The 12th largest city in the United States is often referred to as the "Charm City." Located just 35 miles north of the University of Maryland, its rejuvenation as an urban center is unprecedented. The Inner Harbor, its National Aquarium and tall ships, and the nearby Oriole Park at Camden Yards create an exciting, vibrant holiday atmosphere in a city that boasts one of the world's

Washington, D.C.





Baltimore

Annapolis

ANNAPOLIS

The state capital of Maryland lies just 30 miles east of the University of Maryland.

Long called the "sailing capital of the United States," Annapolis is located at the mouth of the Severn River on the Chesapeake Bay. The historic downtown area is known for its wonderful eating and shopping opportunities. There are few places in the world that rival the Chesapeake Bay area for its appealing qualities.

CAMPUS NEIGHBORS

- Arlington National Cemetery**
- FDR Memorial**
- Federal Bureau of Investigation**
- Ford's Theatre**
- Frederick Douglas Museum**
- Jefferson Memorial**
- John F. Kennedy Center for the Performing Arts**
- Library of Congress**
- Lincoln Memorial**
- MCI Center**
- National Aquarium**
- National Archives**
- National Gallery of Art**
- National Mall**
- National Zoo**
- Oriole Park at Camden Yards**
- Pentagon**
- Smithsonian Institution**
- Supreme Court of the United States**
- U.S. Capitol**
- Union Station**
- Vietnam Veterans Memorial**
- Washington Monument**
- Washington National Cathedral**
- White House**

Maryland Basketball

TRAVEL




The Maryland basketball team flies charter airplanes to nearly every game on its schedule. Pictured above is a 50-passenger aircraft which transports the Terps from city to city throughout the season. This regional jet features two-by-two seating with no middle seats, and is the quietest flying jet in the world. It can cruise at 530 mph and up to 41,000 feet.

Charter flights make getting to, and coming back from, any destination easy and comfortable. This type of travel allows the Terps to be on campus and in class as much as possible, and overnight stays are minimized. The convenience and comfort of charter airplane travel allows for convenient, efficient, frequent service as well as maximized practice and study time.




2000

All five starters from last season return (from left): Terence Morris, Steve Blake, Danny Miller, Lonny Baxter and Juan Dixon.



2000-01 SEASON PREVIEW

IN THIS SECTION	
2000-01 Roster	20
Team Picture	20
Squad Analysis	21
Season Preview	22
Preseason Notebook	25
Preseason Honors	26



The 2000-01 Terrapins

2000-01 MARYLAND BASKETBALL ALPHABETICAL ROSTER

No.	Name	Pos.	Ht.	Wt.	Cl.-Exp.	Hometown (High School/Previous School)
4	Earl Badu	G	6-0	160	Jr.-SQ	Baltimore, Md. (St. Frances Academy)
35	Lanny Baxter	F/C	6-8	260	Jr.-2V	Silver Spring, Md. (Anacostia/Hargrave Military)
25	Steve Blake	G	6-3	160	Sa.-1V	Miami Lakes, Fla. (Oak Hill (Va.) Academy)
21	LaRon Cephas	F	6-7	217	Sr.-3V	Wilmington, Del. (The Sanford School)
3	Juan Dixon	G	6-3	164	Jr.-2V	Baltimore, Md. (Calvert Hall)
45	Tahj Halden	F	6-10	247	Sa.-1V	Little Silver, N.J. (Red Bank Regional)
33	Mike Mardesich	C	7-0	244	Sr.-3V	Boston, Mass. (Conroe (Texas)/Warcester Academy)
11	Colvin McCall	G	6-3	200	Sa.-1V	Miami, Fla. (Dr. Phillips)
15	Danny Miller	G/F	6-8	220	Jr.-2V	Mt. Holly, N.J. (Rancocas Valley)
44	Terence Marris	F	6-9	221	Sr.-3V	Frederick, Md. (Thomas Johnson)
1	Byron Mouton	G/F	6-6	215	RJr.-TR	Rayne, La. (Rayne/Tulane)
12	Drew Nicholas	G	6-3	160	Sa.-1V	Hempstead, N.Y. (Long Island Lutheran)
40	Matt Slaninka	C	7-4	257	Fr.-HS	Hyattsville, Md. (DeMatha)
54	Chris Wilcox	F/C	6-10	210	Fr.-HS	Raleigh, N.C. (Enloe)

2000-01 MARYLAND BASKETBALL NUMERICAL ROSTER

No.	Name	Pos.	Ht.	Wt.	Cl.-Exp.	Hometown (High School/Previous School)
1	Byron Mouton	G/F	6-6	215	RJr.-TR	Rayne, La. (Rayne/Tulane)
3	Juan Dixon	G	6-3	164	Jr.-2V	Baltimore, Md. (Calvert Hall)
4	Earl Badu	G	6-0	160	Jr.-SQ	Baltimore, Md. (St. Frances Academy)
11	Colvin McCall	G	6-3	200	Sa.-1V	Miami, Fla. (Dr. Phillips)
12	Drew Nicholas	G	6-3	160	Sa.-1V	Hempstead, N.Y. (Long Island Lutheran)
15	Danny Miller	G/F	6-8	220	Jr.-2V	Mt. Holly, N.J. (Rancocas Valley)
21	LaRon Cephas	F	6-7	217	Sr.-3V	Wilmington, Del. (The Sanford School)
25	Steve Blake	G	6-3	160	Sa.-1V	Miami Lakes, Fla. (Oak Hill (Va.) Academy)
33	Mike Mardesich	C	7-0	244	Sr.-3V	Boston, Mass. (Conroe (Texas)/Warcester Academy)
35	Lanny Baxter	F/C	6-8	260	Jr.-2V	Silver Spring, Md. (Anacostia/Hargrave Military)
40	Matt Slaninka	C	7-4	257	Fr.-HS	Hyattsville, Md. (DeMatha)
44	Terence Marris	F	6-9	221	Sr.-3V	Frederick, Md. (Thomas Johnson)
45	Tahj Halden	F	6-10	247	Sa.-1V	Little Silver, N.J. (Red Bank Regional)
54	Chris Wilcox	F/C	6-10	210	Fr.-HS	Raleigh, N.C. (Enloe)

Head Coach: Gary Williams (Maryland '68/12th season)
 Associate Head Coach: Billy Hahn (Maryland '75/12th season)
 Assistant Coach: Dave Dickerson (Maryland '89/5th season)
 Assistant Coach: Jimmy Patsas (Catholic '89/10th season)
 Director of Basketball Operations: Tray Wainwright (Maryland '90/5th season)



2000-01 Squad Analysis

LETTERWINNERS RETURNING (10)

No.	Name	Pos.	Ht.	Wt.	Cl.-Exp.
35	Lanny Baxter	F/C	6-8	260	Jr.-2V
25	Steve Blake	G	6-3	160	Sa.-1V
21	LaRon Cephas	F	6-7	217	Sr.-3V
3	Juan Dixon	G	6-3	164	Jr.-2V
45	Tahj Halden	F	6-10	247	Sa.-1V
33	Mike Mardesich	C	7-0	244	Sr.-3V
11	Calvin McCall	G	6-3	200	Sa.-1V
15	Danny Miller	G/F	6-8	220	Jr.-2V
44	Terence Marris	F	6-9	221	Sr.-3V
12	Drew Nicholas	G	6-3	160	Sa.-1V

NON-LETTERWINNERS RETURNING (2)

No.	Name	Pos.	Ht.	Wt.	Cl.-Exp.
4	Earl Badu	G	6-0	160	Jr.-SQ
1	Byran Mauton	G/F	6-6	215	RJr.-TR

LETTERWINNERS LOST (1)

No.	Name	Pos.	Ht.	Wt.	Cl.-Exp.
20	Matt Hahn	G	6-0	162	Sr.-3V

NEWCOMERS (2)

No.	Name	Pos.	Ht.	Wt.	Cl.-Exp.
40	Matt Slaninka	C	7-4	257	Fr.-HS
54	Chris Wilcox	F/C	6-10	210	Fr.-HS

TERPS BY CLASS

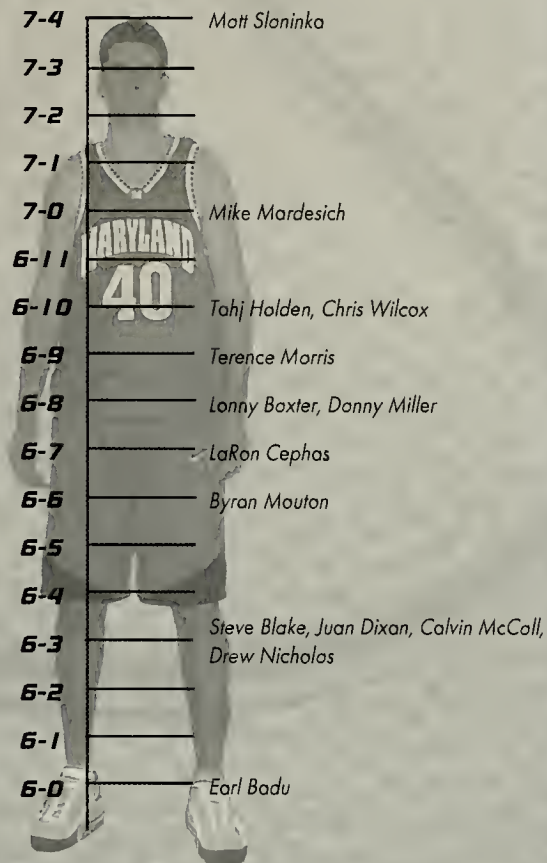
Freshmen	Pos.	Ht.	Wt.	Cl.-Exp.
40 Matt Slaninka	C	7-4	257	Fr.-HS
54 Chris Wilcox	F/C	6-10	210	Fr.-HS

Sophomores	Pos.	Ht.	Wt.	Cl.-Exp.
25 Steve Blake	G	6-3	160	Sa.-1V
45 Tahj Halden	F	6-10	247	Sa.-1V
11 Calvin McCall	G	6-3	200	Sa.-1V
12 Drew Nicholas	G	6-3	160	Sa.-1V

Juniors	Pos.	Ht.	Wt.	Cl.-Exp.
4 Earl Badu	G	6-0	160	Jr.-SQ
35 Lanny Baxter	F/C	6-8	260	Jr.-2V
3 Juan Dixon	G	6-3	164	Jr.-2V
15 Danny Miller	G/F	6-8	220	Jr.-2V
1 Byran Mauton	G/F	6-6	215	RJr.-TR

Seniors	Pos.	Ht.	Wt.	Cl.-Exp.
21 LaRon Cephas	F	6-7	217	Sr.-3V
33 Mike Mardesich	C	7-0	244	Sr.-3V
44 Terence Marris	F	6-9	221	Sr.-3V

TERPS BY HEIGHT



TERPS BY STATE

Delaware (1)	Cl.-Exp.	Hometown (High School/Previous School)
21 LaRon Cephas	Sr.-3V	Wilmington, Del. (The Sanford School)
Florida (2)	Cl.-Exp.	Hometown (High School/Previous School)
25 Steve Blake	Sa.-1V	Miami Lakes, Fla. (Oak Hill (Va.) Academy)
11 Calvin McCall	Sa.-1V	Miami, Fla. (Dr. Phillips)
Louisiana (1)	Cl.-Exp.	Hometown (High School/Previous School)
1 Byran Mauton	RJr.-TR	Rayne, La. (Rayne/Tulane)
Maryland (5)	Cl.-Exp.	Hometown (High School/Previous School)
4 Earl Badu	Jr.-SQ	Baltimore, Md. (St. Frances Academy)
35 Lanny Baxter	Jr.-2V	Silver Spring, Md. (Anacastia/Hargrave Mil.)
3 Juan Dixon	Jr.-2V	Baltimore, Md. (Calvert Hall)
44 Terence Marris	Sr.-3V	Frederick, Md. (Thomas Jahnsan)
40 Matt Slaninka	Fr.-HS	Hyattsville, Md. (DeMatha)
Massachusetts (1)	Cl.-Exp.	Hometown (High School/Previous School)
33 Mike Mardesich	Sr.-3V	Boston, Mass. (Canrae/Worcester Academy)
New Jersey (2)	Cl.-Exp.	Hometown (High School/Previous School)
45 Tahj Halden	Sa.-1V	Little Silver, N.J. (Red Bank Regional)
15 Danny Miller	Jr.-2V	Mt. Holly, N.J. (Rancocas Valley)
New York (1)	Cl.-Exp.	Hometown (High School/Previous School)
12 Drew Nicholas	Sa.-1V	Hempstead, N.Y. (Lang Island Lutheran)
North Carolina (1)	Cl.-Exp.	Hometown (High School/Previous School)
54 Chris Wilcox	Fr.-HS	Raleigh, N.C. (Enloe)

PRONUNCIATION GUIDE

#4 Earl Badu	buh-DOO
#21 LaRon Cephas	luh-RON SEE-fuss
#33 Mike Mardesich	MAHR-duh-sich
#40 Matt Slaninka	SLAN-uh-kuh
#45 Tahj Halden	Tahj (rhymes with mirage)



2000-01 Season Outlook

ACC: Always Competitive Conference. Same might substitute "challenging" in place of "competitive." And this season, "astoundingly" might be appropriate in place of "always." Regardless, among college basketball leagues nationwide the Atlantic Coast Conference is annually regarded among the elite.

ACC: Additional Crowns to Conquer. The task ahead of **Gary Williams** and the University of Maryland men's basketball program is daunting — win a conference championship, achieve a record eighth consecutive trip to the NCAA Tournament, and continue pursuit of everyone's ultimate prize: a national championship.

For Maryland basketball, what has become commonplace during the Gary Williams Era will remain the standard in 2000-01: intense play, a breakneck pace spurred by aggressive defense, overflow crowds and a night-in, night-out battle to remain among the upper echelon of the Atlantic Coast Conference.

What has changed, however, if even just slightly, are expectations. And those expectations are natural, of course, when five starters, three All-America candidates and 10 letterwinners return from a 25-win team that finished second in the rugged ACC for a second straight season. It is those expectations that may present the single largest thorn in the side for the Terps as they enter play in the 2000-01 season.

Commented Williams, "I like the expectations. I think you have to be proud that people think your team's going to be a good basketball team."

The Terps are good, and are deserving of preseason rankings among the nation's top five teams. Though it was only a year ago that after losing three key starters to the NBA, and with a freshman point guard among three new starters, expectations were not high. Barely top 25, in fact. That is, until Williams molded a little Maryland magic last year while blending freshman guard **Steve Blake**, first-year sophomore starters **Juan Dixon** and **Lanny Baxter** and returning All-America forward **Terence Morris** to create a formidable quartet that led the Terps to their fourth consecutive 20-win season.

And so, as Williams prepares and strategizes for this season, three key concerns prevail:

First and probably foremost is the returning strength throughout the ACC. Not just Maryland, but as many as six schools return virtually their entire starting lineups. How to compete in a league with three schools ranked in one preseason poll among the top five teams in the country, and three others already inside or banging on the door to the top 20? That is a valid question as Maryland, Duke, North Carolina, Wake Forest, NC State and Virginia all enter the year with visions of ACC prominence. That's six of nine schools. Prominence doesn't extend that deep.

"Within the league," said Williams, "I would think there will be five teams at least that will be ranked among the top 25. We can't get cacky just because preseason expectations will be high. Within our league, alone, it's very difficult to assume anything about how good we are. It's going to be a very tough year in terms of the number of tough teams that we compete against."

A second key is how to retain the workmanlike approach that earned last year's "rebuilding" effort the accolades as one of the nation's most-feared teams. In other words, in coach-speak, "let's try to remember what got us here. Let's put aside all those press clippings and get back to work."

Adds Williams, "I think when people see our team, they see everyone back and assume we'll just pick up from where we won 25 games last year. But the thing I've found out in coaching is that each year your team is different, you have a couple of new guys to add to the team, and so it takes the same effort every year to make yourself into a good team."

"One of our other primary concerns has to be complacency, thinking that because we were good last year and people say that we're going to be good this year, that it means we're automatically going to win games. Each year, teams really determine for themselves how good they can be by their effort. Not just effort when the game starts — you have to have it every day in practice. The one thing we had last year was a great practice team. There were very few days when we didn't show up ready to practice. If we can continue to do that then I think we'll be a good basketball team."

And third for Williams, is how to continue molding newcomers into the mix. Among the new players this



ALL-AMERICA CANDIDATE JUAN DIXON

season is former Tulane scoring leader **Byron Mouton**, who served an NCAA-required redshirt season last year after a transfer from the Green Wave. Another addition is freshman forward **Chris Wilcox** who could go a long way in aiding the Terps' depth in the paint behind Baxter and senior big man **Mike Mardesich**.

Without question, the Terps will make another run at the top of the ACC and bid for at least an NCAA Sweet 16 appearance for the fifth time in eight seasons. Only time will tell how far they will go. Here is a closer look at Williams' cast for the upcoming season.

GUARD

All successful teams boast an impressive point guard and last season proved the adage to be accurate as then-freshman **Steve Blake** energized the Terrapin program in his first college season. Taking over the team's primary ballhandling duties after the loss of backcourt mates Terrell Stokes and Steve Francis, Blake received some early lessons in ACC and national basketball wars and proved to be a quick study. His education continued during summer 2000 while playing with the USA Basketball U-20 Team.

Averaging 7.0 points as one of five Terrapins to knock down more than 30 3-pointers last season, Blake was chosen to the ACC All-Freshman team, earned All-ACC honorable mention merit and finished third nationally among freshmen with 6.2 assists. His 71 steals trailed only Juan Dixon's team-high 95.

And it was Dixon, now a junior, with whom Blake joined to form a combination that was electric both in moving the ball up the floor and giving opponents fits while on defense.

While Blake became one of the country's top freshmen, Dixon erupted all the way to All-America status. The Baltimore native became the ACC leader in steals (2.7) while pouring in 18.0 points per game to pace all Terrapin scorers with his aggressive, tough-minded, daring offensive repertoire. Dixon led the Terps with 49 3-pointers, finished second in the ACC in scoring, earned first team All-ACC honors and placed national All-America voters on full-alert status.

Returning by their side this year is sophomore sharpshooter **Drew Nicholas** who averaged over 15 minutes while appearing in all 35 games and averaging 5.1 points. In only half the time, he joined Blake and Dixon in the "over 30" 3-point club, scoring 31.

Perhaps the greatest impact player for the Terps this season will be junior **Byron Mouton**. Right away, the Terps' biggest and strongest backcourt member, the Terps not only add a new dimension to their backcourt, but add a fourth significant talent that would be a worthy starter on most teams. At 6-6 and 215 pounds, Mouton is quick enough to fill a guard slot, yet strong enough to see time inside at forward, also. He combined to average 13.5 points as Tulane's leading scorer as a freshman in 1998 and a sophomore in 1999, and his addition this season could elevate Maryland's quality depth in the backcourt to unrivaled status.

Mouton and returning junior **Danny Miller** both are players whose roles can fluctuate between a shooting guard and a small forward. Together, they make the Terps versatile with a big perimeter. Apart, their contrasting styles create difficult matchup situations.



ALL-AMERICA CANDIDATE TERENCE MORRIS

FORWARD

When talking about the finest in the country, how do you exclude **Terence Morris**? You can't. He's an unselfish, do-everything talent who Williams and the Terps hope will command an even greater leadership presence in 2000-01.

At 6-9, Morris rebounds with the best in the ACC and scores from inside and out. He's a crowd-pleasing, rim-rattling finisher on the break, and his 35 treys last

season proved his ability to score from long-distance. Add to that package 53 steals and 71 blocked shots, and you have an all-around performer that is second to none. Morris averaged 15.8 points and 8.6 rebounds last season while completing 12 double-doubles. He has been named an honorable mention All-American for three straight seasons, and when opting to return to Maryland for his senior season, automatically placed his name atop preseason All-America charts for his final campaign.



...the Marris, the Terps are nearly as deep at ... as they are in the guard rotation. Marris is a ... swing forward whose interior play is equal ... on the perimeter.

Joining Marris on the outside in a small forward ... are utilitymen Miller and Mauton.

Miller's 3-point prowess virtually matched that of his more-publicized teammate. Miller, 6-8, shot 34 of 95 beyond the arc in 1999-00 (Marris was 35 of 96), averaged 8.5 points and finished third on the team with 2.7 assists. Often the most unsung member of last year's starting cast, Miller started in 34 games, reached double figures on 15 occasions, and was one of four Maryland players to log over 1,000 minutes.

Mauton, physically the Terps' strangest guard, may also be Maryland's quickest forward. His role lends itself to a forward slot in smaller lineups.

Helping Marris anchor the interior forward slot are four different athletes who give Williams considerable flexibility. Senior **LaRan Cephas** has seen consistent minutes in 50 games off the bench the last three seasons, but making the biggest impact behind Marris last season was newcomer **Tahj Holden**. Doubling as the Terps' center but versatile enough to run in a power forward slot is junior All-America candidate **Lonny Baxter**. And working into the rotation both at forward and center as a freshman this season is the much-ballyhooed 6-10 **Chris Wilcox** of Raleigh, N.C.

Holden, a sophomore, presents opponents with much the same package as Marris, though slightly thicker and not quite the outside scoring threat. Playing in 35 games last season, he averaged 3.3 points and 2.0 rebounds while contributing just over 12 minutes per contest. He did earn three starts due to injuries in the lineup, however, and when given opportunities, he made the most of them. When Marris went down against Wake Forest, Holden came off the bench to contribute 17 points and six rebounds in just over 18 minutes. A game later while starting in place of Marris, he notched a 12-point, 10-rebound double-double at Clemson.

CENTER

The center of attention much of last season was Lonny Baxter. Joining Dixon as a previously unheralded and little-thought-of sophomore, Baxter muscled all the way to an All-ACC first team selection. At 6-8 and 260 pounds, the burly junior enters his third college season as one of the ACC's most difficult players to defend — and one of the most lethal on the offensive boards.

In a big lineup with 7-footer **Mike Mardesich** in the post, Baxter is left to bang with undersized power forwards. In the past himself, most college centers not only struggle with his size, but his soft hands, offensive shooting touch and a remarkable finesse for a man his size.

Baxter averaged 15.6 points and 8.8 rebounds last season. He led the ACC in blocked shots and offensive rebounds, and was second in rebounds overall. Since assuming the starting role two years ago after a season-ending injury to Obinna Ekezie, Baxter has passionately worked his way to ACC stardom. His 12 double-doubles matched those of teammate Marris. His 31-point, 10-rebound effort was key in bringing the Terps from be-



**ALL-AMERICA CANDIDATE
LONNY BAXTER**

hind to defeat NC State last season, and his 24 points and 10 boards one game later helped Maryland defeat Duke in a landmark victory in Durham.

Simply put, Baxter is a load to handle. But even when he is out of the lineup, Mardesich has shown glimpses of greatness, himself, including a memorable role from the time he was a freshman in 1998, scoring 12 points with nine rebounds in 34 minutes of an upset of top-ranked North Carolina. Though not the Terps'

consistent "go-to" man in the middle, Mardesich averaged 2.9 rebounds while playing in over 13 minutes of every game as a junior. One of three Terp seniors in 2001, his three seasons and 101 games of college experience will prove invaluable — whether it be joining Baxter in an oversized lineup, spelling Baxter or helping tutor Wilcox.

Wilcox, a 6-10, 220-pound blue-chip recruit ranked by many as one of the best prep talents in the country, should more than adequately provide the depth that sometimes was lacking in the past last season, and could capably challenge for significant playing time.

Capping the contingent at center and adding to the list of local stars is fellow freshman **Matt Slaninka** who, at 7-4 and a product of the fabled program at DeMatha High, certainly will be looked upon for quality minutes in the future.

SEASON AND SCHEDULE

All things considered, Williams and Maryland have ample reason to be eager and excited about the 82nd season of Terrapin basketball. The Terps are talented, and chemistry is what helped lead Maryland to maintaining its national status a year ago. Maryland is an unselfish, outstanding passing and defensive team which has benefited from its quality schedule and which hopes this year to move from being a good team to being a great team.

"One of our strengths was that we were a good passing team last year, and we should continue to be that," said Williams. "In college basketball, your ability to play together is becoming more important. That's probably the best thing we did last year. If we can continue to improve those things just by being a year older, we'll be very difficult to play against. We have good size and depth up front which should allow us to play physically."

"Unless we get lazy, we should be a good defensive team again, too. Defense is a gradual, learning process and we should benefit from being together last year as a team. As people tell you how good of a team you're going to be, there's a tendency to think that you can just outscore everybody because you're talented. But the real good teams get better and their defense continues to get better as seasons go along."

Those aspirations of becoming a great team will be tested early, and often, with what shapes up as one of the country's premier preseason schedules — a trip to Hawaii in November to join Arizona and Connecticut, among others, at the Maui Invitational; a trip to Big Ten country against 2000 Final Four participant Wisconsin as part of the ACC/Big 10 Challenge; a pair of games locally at the MCI Center, joined by George Washington, Michigan and St. John's in the BB&T Classic; and a February non-conference tilt at Cole Field House with Big 12 foe Oklahoma. Oh, yes, and let's not forget that 16-game ACC schedule.

Hoops fans in the Baltimore/D.C. area certainly will have no shortage of excitement with Maryland basketball this season. And if Williams & Co. have their wishes, Terp excitement will continue growing — through the ACC and toward many additional crowning achievements.



Preseason Maryland Basketball Notebook

RANKINGS APLENTY

Maryland begins its 2000-01 season with unprecedented preseason expectations. Never before have the Terps returned five starters and three returning All-ACC first teamers (Terence Morris-1999, Juan Dixon-2000, Lonny Boxter-2000). All three have also been tabbed as preseason candidates for both the Naismith and Wooden Player of the Year Awards and the Terps are assured of their fourth Top 10 preseason ranking.

Previous Terp Top 10 preseason rankings by the Associated Press: 1971-6, 1972-3, 1973-4, 1974-4, 1975-3, 1976-8, 1980-4, 1983-8, 1994-7, 1998-6.

WILLIAMS KEEPS COUNTING

Boasting more than 20 wins in five of his last six seasons at Maryland, Gary Williams is the 29th winningest active coach in the nation (424-256), entering his 12th year at Maryland and his 23rd year as a head coach overall.

Williams surpassed the 400-win plateau overall last season, and eclipsed the 200-win barrier while at Maryland, in a 72-66 win over Kentucky. He is 11 ACC wins shy of becoming just the ninth coach in history, and just the second from Maryland, to record 100 conference victories. He enters the 2000-01 campaign ranked 10th all-time among ACC coaching victories overall (217-128), and 12th in ACC league wins (89-83).

NATIONAL HONORS TRIO

Forward Terence Morris was the 1999 Preseason ACC Player of the Year by several publications, but by season's end last year, guard Juan Dixon and center Lonny Boxter had risen to heights rivaling their star teammate. An All-ACC second team pick in 2000, Marris snubbed the NBA Draft to return for his senior campaign as one of the nation's best and most-recognized all-around talents.

The trio represents one of the most dynamic threesomes in the country. All three boast distinction as All-ACC first team picks during their sophomore campaigns, and all three have been named as preseason candidates for the 2001 Naismith and Wooden Player of the Year awards.

STREAK'S NEW DECADE

Maryland has not lost a non-conference home game in over a decade — not since falling to Coppin State on Dec. 12, 1989 in Gary Williams' first season as the Terps' coach. On Dec. 30, 1989, Maryland defeated Alcorn State to begin what is now the nation's longest non-conference home court win streak, 71 games.

Last year, the streak included a 72-66 home win over Kentucky. This season's home slate includes a February non-conference bout with Oklahoma. The streak will first be tested this season on Wednesday, Dec. 6 when Stony Brook visits Cole Field House. Tracking the streak:

SEEKING HISTORY

Maryland has advanced to a school-record seven straight NCAA Tournament appearances — the Terps seek their eighth straight in 2001. During the last two seasons, the Terrapins have finished second in the Atlantic Coast Conference in both 1999 and 2000 — only Lefty Driesell-coached teams of 1974, 1975 and 1976 finishes second or better in the ACC in three straight seasons. The Terps can match that mark in 2001.

BEST ERAS

The Terps' 74 wins in the last three seasons represent the best three-year stretch in Terrapin basketball history in terms of total wins. Likewise, Maryland's 34 ACC wins the past three seasons reflect the best three-year stretch of ACC victories. The Terps' 1998, 1999 and 2000 seasons also mark the first three-year period with consecutive double-digit wins in ACC play.

Maryland needs at least 24 wins this season to assure the best four-year stretch in the program's history. The current four-year mark is a stretch of 97 wins between 1972 and 1975.

A 20-win season in 2000-01 would match the school's best mark for consecutive 20-win seasons, five between 1972 and 1976.

53 WINS

Maryland's 53 wins over the past two seasons, in fact, are bettered by only six teams nationally:

School	Two Seasons	99-00	98-99
1. Duke	66-7 (.904)	29-5	37-2
2. Michigan State	65-12 (.844)	32-7	33-5
3. Connecticut	59-12 (.831)	25-10	34-2
4. Cincinnati	56-10 (.848)	29-4	27-6
5. Tulso	55-15 (.786)	32-5	23-10
6. Gonzago	54-16 (.771)	26-9	28-7
7. Stanford	53-11 (.828)	27-4	26-7
MARYLAND	53-16 (.768)	25-10	28-6
Auburn	53-14 (.791)	24-10	29-4
St. Jahn's	53-17 (.757)	25-8	28-9

ONE OF TEN

Maryland is one of just ten schools to have participated in each of the last seven NCAA Tournaments. Only Arizona, Cincinnati, Indiana, Kansas, Kentucky, North Carolina, Purdue, Temple and UCLA join the Terps as teams that have competed in each of the last seven NCAA men's basketball tournaments.

IN THE ACC TOURNAMENT

Maryland is the only team in the ACC that has advanced to the ACC Tournament semifinals in each of the last six seasons, the best streak in Terrapin history. Last season's ACC championship game appearance was the Terps' first since 1984.

MORRIS ON CAREER CHARTS

Terence Morris enters his senior season listed among Maryland's career Top 20 in seven different categories: blocked shots (5th), 3-point field goals (10th), 3-point field goal attempts (10th), steals (10th), rebounds (16th), field goal percentage (18th) and points (19th).

If Marris matches his 1999-00 output in each category, this is where he would finish his career among Maryland leaders: blocked shots (2nd), rebounds (3rd), points (5th), steals (5th), 3-point field goals (7th) and 3-point field goals attempted (7th).

OTHERS ON TERP LADDERS

Juan Dixon enters his junior campaign already listed 7th among Terrapin career steals leaders with 146 and within the school record of 344 by Johnny "Ace" Rhodes, a current member of the Harlem Globetrotters. Dixon is 8th among leaders for 3-point field goals (85), also within reach of Rhodes' record 186.



2000-01 CAPTAINS: MIKE MARDESICH AND TERENCE MORRIS

Lonny Boxter enters his third college season listed 8th among Maryland blocked shot leaders with 103, and field goal percentage at .549.

PLAYMAKER BLAKE

Just a sophomore, Steve Blake enters his second Terrapin season after a freshman campaign in which he was second in school history with 217 assists for the season. His 6.3 assists per game last year were third among all national freshmen. His 71 steals represented not only the seventh-best season figure in Maryland history, but a tie for the most ever by a freshman.

MORE RECORDS

The 1999-00 season was a record-breaking one, to say the least. Overall as a team, the Terps set single-season marks for field goal attempts, 3-point field goals made and attempted, and blocked shots. Last year's Maryland team was second all-time in assists and steals in a season.

CO-CAPTAINS AND EXPERIENCE

Maryland co-captains Mike Mardesich and Terence Morris have earned their posts as captains this season based largely on an experience.

Mardesich, though largely unheralded and with zero starting assignments through three seasons, has played in every game of his career. His 101 consecutive games are within 31 games of breaking the Terps' all-time mark for games played (131 by Len Bias, 1982-86). They are 26 games of breaking the mark for consecutive games played (126 by Keith Bath, 1994-97).

Morris, meanwhile, missed last year's road game at Clemson to mark the only missed outing of his career. He has played 100 games entering his final season, one behind Mardesich.



Terps One Of Top Preseason Favorites

Among 16 preseason polls released through Oct. 13, Maryland is a unanimous Top 10 selection and a consensus No. 3 pick nationally. The Terps have been ranked as high as No. 3 by *FANSonly.com*, *Preview Sports* and *SLAM Magazine*, and as low as No. 9 by *Street & Smith's*. Maryland is a Top Four pick in 11 of 16 preseason publications, and a No. 4, 5 or 6 selection in 11.

A listing follows: ACC Basketball Handbook (4), Athlon Sports (Final Four), Basketball News (4), Blue Ribbon College Basketball (4), CBS Sportsline.com (4), Dick Vitale's College Basketball (6), ESPN.com (5), FANSonly.com (3), FOX Sports.com (6), HoopsTV.com (4), Lindy's (4), Preview Sports (3), SLAM Magazine (3), The Source Sports (4), The Sporting News (5), Street & Smith's (9).

TERENCE MORRIS, Sr., F

Noismith and Wooden Award Player of the Year candidate
Best NBA Prospect, *Lindy's*
No. 1 swing forward, *Dick Vitale's*
No. 1 small forward in nation, *The Sporting News*
No. 4 small forward in nation, *Lindy's*
First Team All-American, *Playboy*
First Team All-Rolls Royce Team, *Dick Vitale's*
Second Team All-American, *Athlon Sports*
Second Team All-American, *Preview Sports*
Second Team All-American, *The Sporting News*
Second Team All-ACC, *Lindy's*
First Team All-ACC, *ACC Basketball Handbook*
First Team All-ACC, *Athlon Sports*
First Team All-ACC, *Dick Vitale's*
First Team All-ACC, *Preview Sports*
First Team All-ACC, *The Sporting News*
First Team All-ACC, *Street & Smith's*

STEVE BLAKE, So., G

No. 11 point guard in nation, *The Sporting News*
No. 13 point guard in nation, *Dick Vitale's*
No. 13 point guard in nation, *Lindy's*
Best Playmaker in ACC, *The Sporting News*
Second Team All-ACC, *The Sporting News*
Third Team All-ACC, *Athlon Sports*
Third Team All-ACC, *Lindy's*
Honorable Mention All-ACC, *ACC Basketball Handbook*

JUAN DIXON, Jr., G



Noismith and Wooden Award Player of the Year candidate
No. 1 shooting guard in nation, *Lindy's*
No. 2 shooting guard in nation, *Dick Vitale's*
No. 2 shooting guard in nation, *The Sporting News*
First Team All-American, *Athlon Sports*
First Team All-American, *Preview Sports*
Second Team All-Rolls Royce Team, *Dick Vitale's*
Second Team All-American, *The Sporting News*
First Team All-ACC, *Athlon Sports*
First Team All-ACC, *Dick Vitale's*
First Team All-ACC, *Lindy's*
First Team All-ACC, *Preview Sports*
First Team All-ACC, *Street & Smith's*
Second Team All-ACC, *ACC Basketball Handbook*
Second Team All-ACC, *The Sporting News*

LONNY BAXTER, Jr., F/C

Noismith and Wooden Award Player of the Year candidate
No. 2 center in nation, *Lindy's*
No. 2 center in nation, *The Sporting News*
No. 4 center in nation, *Dick Vitale's*
Second Team All-American, *The Sporting News*
Honorable Mention All-American, *Athlon Sports*
Best Rebounder in ACC, *The Sporting News*
First Team All-ACC, *Lindy's*
First Team All-ACC, *The Sporting News*
Second Team All-ACC, *ACC Basketball Handbook*
Second Team All-ACC, *Athlon Sports*
Second Team All-ACC, *Dick Vitale's*

BYRON MOUTON, Jr., F



Top 10 Transfer in nation, *Lindy's*
Top Impact Transfer in ACC, *Dick Vitale's*



TERENCE MORRIS



JUAN DIXON



LONNY BAXTER



STEVE BLAKE



The 2000-01 Maryland coaching staff (from left): Dave Dickerson, Jimmy Patsos, Gary Williams and Billy Hahn.



COACHING STAFF

IN THIS SECTION

Gary Williams	28
Billy Hahn	36
Dave Dickerson	38
Jimmy Patsos	40
Tray Wainwright	42
J.J. Bush	43
Jahn Bawie	43
Team Managers	43
Kurtis Shultz	44
Men's Basketball Support Staff	44



GARY Williams

HEAD COACH

(MARYLAND '68)

12TH YEAR AT MARYLAND

AT MARYLAND: (217-128, .629)

23RD YEAR OVERALL

OVERALL: (424-256, .624)

Milestones mounting and the alma mater's men's basketball program re-furbished and constructed to new heights, Gary Williams continues to drive Maryland toward the top of the college basketball world in his 12th season at the helm. Entering his 23rd season of college coaching overall, there is not much that Williams has not accomplished.

His 400th college victory, against San Francisco in the 1999-00 opener, and his 200th on the Maryland sideline, in a home win over Kentucky last season, speak volumes about success and longevity. Another success story during the Williams Era at Maryland is obviously a coveted home court win streak over non-conference foes which now spans more than a decade -- 71 games in all as the Terps enter the 2000-01 campaign.

Williams, inducted into the Maryland athletic hall of fame in 1999, has placed his alma mater's program back among the top of the storied Atlantic Coast Conference. The Terps have become synonymous with Duke and North Carolina among the league's most dominant programs, and nationally have become a fixture among weekly polls. Under Williams' guidance, Maryland has achieved a school-record seven consecutive NCAA Tournament appearances, and the Terps' 53 wins in the last two seasons are bettered by only six schools nationally.

The decade of the 1990's was certainly a decade of resurgence for the Maryland basketball team. Since 1990, the Terps have soared to a level of national prominence unmatched during the first century of the program. Included among the many superior accomplishments during the decade and counting the 2000 season were: the school-record seven straight NCAA Tournament appearances (1994-00), four "Sweet 16" appearances, seven consecutive upper division finishes in the ACC including runner-up distinction in 1999 and 2000, a school-record 28 victories during the 1998-99 season, four NBA lottery picks, one national Player of the Year and one ACC Player of the Year.

Added for good measure are an NBA Co-Rookie of the Year in Steve Francis (2000), and a preseason top five ranking for the second time in three seasons, and what you have is a program and a coach who have reached icon status.

Head coach Gary Williams, who needs 11 ACC victories to become the ninth coach overall and just the second from Maryland to reach the 100-win plateau, is the



thread that ties the Terrapin program together. Williams' accomplishments during his 11-year tenure at Maryland have placed him and his program among the best in all of college basketball.

Williams led Maryland to a school-record 28 victories and a school-record 13 ACC victories during the 1998-99 season. The Terps finished the season ranked No. 5 by the Associated Press -- the highest final ranking since the 1974-75 season and only the third time in school history that the program had earned a top five final national ranking. During the season, Maryland was ranked in the top five for a near-school record 14 weeks and peaked at No. 2 as it won its first 10 games of the season. Maryland's No. 2 seed in the NCAA Tournament was tied for the highest tournament seed in school history. Only four schools won more games than the Terps during the 1998-99 season.

A year later, in a 1999-00 season that may have been one of Williams' greatest coaching accomplishments ever, he guided a "rebuilding" Terrapin team to 25 wins, a second straight second-place finish in the ACC and its first trip to the conference tournament final since 1984. All with a freshman point guard, three first-year starters and only one senior (a non-starter) following the loss of three players to the NBA draft.

Three times, Williams has been voted as a national coach of the year finalist. In 1998, ACC Athlete Magazine voted him as the ACC Coach of the Year. He received the same honor from *College Hoops Illustrated* in 2000. He was honored as the district coach-of-the-year

in 1981 and in 1983 he was named as the Eastern Coach-of-the-Year. Following Maryland's 1997 season, when the Terps advanced to the NCAA Tournament and finished with a 9-7 record in the ACC, he was named as the Seaboard Region Coach-of-the-Year by *Eastern Basketball*.

Williams is the only head coach in school history to guide the Terps to eight postseason tournament appearances within his first 11 seasons. He is also one of only two coaches in school history to have directed his first two teams to winning records and to a regular season conference championship during the first six years at the helm.

Williams was hired on June 13, 1989. He inherited a team that had won only nine games the year before, and finished in last place in the ACC. Williams displayed his coaching abilities immediately. The Terps won 19 games and advanced to the second round of the Notional Invitation Tournament, making Williams the first coach in





school history to lead a team into the postseason in his first season. In addition, Maryland's 10-game improvement in the win column during Williams' first season was the largest in school history and second largest in the annals of the ACC by a first-year coach. Only the legendary Press Maravich, who improved NC State's winning ledger by 13 games in his inaugural season (1965), can boast a higher first-year improvement in the win column.

Williams has led teams to postseason play at each stop on his coaching resume — American University, Boston College, Ohio State and Maryland.

Williams is the only coach to direct programs in the three most powerful conferences in college basketball — the Atlantic Coast, Big East and Big Ten. During Williams' combined 18 years in those three conferences, the national champion has come from Williams' league six times (three in his 10 years in the ACC, twice in his four years in the Big East and once in his three years in the Big Ten.)

A 1968 graduate of Maryland, Williams lettered as

THE WILLIAMS FILE

COACHING EXPERIENCE

1979-82	American University, Head Coach
1983-86	Boston College, Head Coach
1987-89	Ohio State University, Head Coach
1990-present	University of Maryland, Head Coach

YEAR-BY-YEAR HEAD COACHING RECORD

Year	School	Overall Record/Conf. Finish	Postseason Play
1978-79	American	14-13/7-4 (4th)	
1979-80	American	13-14/5-6 (5th)	
1980-81	American	24-6/11-0 (1st)	NIT, 0-1 NIT First Round
1981-82	American	21-9/8-3 (3rd)	NIT, 0-1 NIT First Round
1982-83	Boston College	25-7/12-4 (T1st)	NCAA, 1-1 NCAA Regional Semis • "Sweet 16"
1983-84	Boston College	18-12/8-8 (4th)	NIT, 1-1 NIT Second Round
1984-85	Boston College	20-11/7-9 (6th)	NCAA, 2-1 NCAA Midwest Regional Semis • "Sweet 16"
1985-86	Boston College	13-15/4-12 (7th)	
1986-87	Ohio State	20-13/9-9 (6th)	NCAA, 1-1 NCAA Second Round
1987-88	Ohio State	20-13/9-9 (6th)	NIT, 4-1 NIT Finalist
1988-89	Ohio State	19-15/6-12 (8th)	NIT, 2-1 NIT Quarterfinals
1989-90	Maryland	19-14/6-8 (T5th)	NIT, 1-1 NIT Second Round
1990-91	Maryland	16-12/5-9 (7th)	
1991-92	Maryland	14-15/5-11 (8th)	
1992-93	Maryland	12-16/2-14 (8th)	
1993-94	Maryland	18-12/8-8 (T4th)	NCAA, 2-1 NCAA Midwest Regional Semis • "Sweet 16"
1994-95	Maryland	26-8/12-4 (T1st)	NCAA, 2-1 NCAA West Regional Semis • "Sweet 16"
1995-96	Maryland	17-13/8-8 (T4th)	NCAA, 0-1 NCAA West Regional
1996-97	Maryland	21-11/9-7 (T4th)	NCAA, 0-1 NCAA Southeast Regional
1997-98	Maryland	21-11/10-6 (3rd)	NCAA, 2-1 NCAA West Regional Semis • "Sweet 16"
1998-99	Maryland	28-6/13-3 (2nd)	NCAA, 2-1 NCAA South Regional Semis • "Sweet 16"
1999-00	Maryland	25-10/11-5 (2nd)	NCAA, 1-1 NCAA Midwest Regional • Second Round
4 Years	At American	72-42 (.631)/31-13 (.705)	
4 Years	At Boston College	76-45 (.628)/31-33 (.721)	
3 Years	At Ohio State	59-41 (.590)/24-30 (.467)	
11 Years	At Maryland	217-128 (.629)/89-83 (.517)	
22 Years	Overall	424-256 (.624)/175-158 (.526)	

COACHING HONORS

- Atlantic Coast Conference Coach of the Year, 2000 (College Hoops Illustrated)
- Atlantic Coast Conference Coach of the Year, 1998 (ACC Athlete Magazine)
- Naismith National Coach of the Year Finalist, 1995, 1997
- U.S. Olympic Team Selection Committee, 1988
- Eastern Coach of the Year, 1983
- Seaboard Region Coach of the Year, 1997
- National Coach of the Year, Second Runner-Up, 1983
- District Coach of the Year, 1981

INTERNATIONAL EXPERIENCE

- Six-game, nine-day tour of France with Maryland basketball team in August of 1994
- Six-game, nine-day tour of Germany with ACC All-Star Team in July of 1990
- Eight-game, 12-day tour of Yugoslavia with Big East All-Star Team in July of 1984

PLAYING EXPERIENCE

- 1964-67, University of Maryland, basketball letterwinner
- 1961-64, Collingswood High School, lettered four years in basketball and baseball

PLAYING HONORS

- Maryland team captain, 1967
- Maryland field goal percentage record (1.000, 8-8) vs. South Carolina, 12-10-66
- Member 1965 Sugar Bowl Tournament championship team
- Member 1966 Charlotte Invitational Tournament championship team

PERSONAL

Education: University of Maryland, 1968, B.S. in business; Collingswood (N.J.) High School, 1964
 Date of Birth: March 4, 1945 in Collingswood, N.J.
 Family: Daughter: Kristin (30), Son-in-law: Geoff, Grandson: David Geoffrey born (11-15-99)



WILLIAMS WITH HIS DAUGHTER KRISTIN AND GRANDSON DAVID.

the Terps' starting point guard from 1964-67 under head coach Bud Millikan. He served as team captain during his senior season. It was as a player in the ACC that Williams developed his basketball philosophy. He studied the game under Millikan, and it was then that he developed his penchant for the full-court pressure defenses for which his teams are now known. He learned his half court man-to-man defense from Millikan, who learned from the legendary Hank Iba. The fast-breaking offense that Williams' teams employ is similar to the style Vic Bubas' Duke teams used when Williams was a player.

Williams began his coaching career as a graduate student at Maryland under a future boss, Tom Davis. Williams was Davis' assistant coach for the Maryland freshman team during the 1969 season. The team finished with a 12-4 record.

After earning a degree in business, he continued his coaching career as an assistant at Woodrow Wilson High School in Camden, N.J. After one year, he took over as the head coach and guided his first team to a perfect 27-0 record and the state title. Williams has called that season "the ultimate - there wasn't another game to win."

Williams spent one more year at Wilson before accepting an invitation from Davis in 1972 to become an assistant at Lafayette College. While an assistant at Lafayette, Williams also served as the head soccer coach. In 1978, Williams accompanied Davis to Boston College. After one year there, Williams became the head coach at American University.

Williams immediately began making his mark. His 1981 squad set the still-standing school record for victories with a 24-6 mark, won the East Coast Conference championship, and played in the NIT. Williams was named the district coach of the year. American returned to postseason play the next season as the Williams-led

Eagles went 21-9 and played in the NIT for the second consecutive year. Only once prior to Williams' arrival had AU gone to a postseason tournament, and the Eagles have not returned to postseason play since. Williams' four-year record at AU was 72-42.

In 1983, Williams succeeded Davis at Boston College. He was once again an instant success, posting a

25-7 record and leading the Eagles to the regular season championship of the Big East in his first season. Making his first appearance in the NCAA Tournament, Williams directed the Eagles to the "Sweet 16." He finished third in the balloting for national coach of the year, and was honored as the Eastern Coach of the Year by his peers. He went on to duplicate that NCAA Tournament success again in 1985, when he again led Boston College to the "Sweet 16."

In 1987, Williams accepted the head coaching job at Ohio State, becoming the 10th basketball coach in that school's illustrious history. He succeeded Eldon Miller and once again enjoyed success. In three years, the Buckeyes made three postseason appearances. His first squad defeated then-No. 1 and unbeaten Iowa (coached by Tom Davis) in the regular season, in what would be the first of many giant-killings. During Williams' three-year term at Ohio State, OSU defeated a second-ranked Purdue team, perennial power Kansas and highly regarded Big Ten powers Michigan and Illinois. Each of Williams' three Ohio State teams advanced to postseason play, and he laid the groundwork for the highly successful teams that followed when he left Columbus for College Park.

WILLIAMS' MILESTONE VICTORIES

Victory #	Opponent, Score	Head Coach at
No. 1	Catholic, 83-68	American
No. 50	Drexel, 62-60	American
No. 100	New Hampshire, 97-64	Boston College
No. 150	Bowling Green, 89-52	Ohio State
No. 200	Northwestern, 100-89	Ohio State
No. 250	#10 North Carolina, 82-80	Maryland
No. 300	at NC State, 84-67	Maryland
No. 350	#13 Clemson, 76-61	Maryland
No. 400	San Francisco, 71-61	Maryland

NCAA TOURNAMENT SUCCESS

Three Different Teams Taken to The NCAA Tournament

Coach	Teams
Dave Bliss	Oklahoma, SMU, New Mexico
Don DeVoe	Virginia Tech, Tennessee, Navy
Lefty Driesell	Davidson, Maryland, James Madison
Eddie Fagler	Wichita St., Vanderbilt, South Carolina
Jim Harrick	Pepperdine, UCLA, Rhode Island
Lan Kruger	Kansas State, Florida, Illinois
Tubby Smith	Tulsa, Georgia, Kentucky
Gary Williams	Boston College, Ohio State, Maryland

CONSECUTIVE NCAA APPEARANCES

Current Consecutive NCAA Tournament Appearances

No.	Coach	School	Years
16	Lute Olson	Arizona	1985-99
14	Bob Knight	Indiana	1986-99
11	John Chaney	Temple	1990-99
11	Ray Williams	Kansas	1990-99
9	Bob Huggins	Cincinnati	1992-99
8	Gene Keady	Purdue	1993-99
7	Gary Williams	Maryland	1994-99
7	Kelvin Sampson	Washington St. and Oklahoma	1994-99
7	Tubby Smith	Tulsa, Georgia and Kentucky	1994-99



TURNAROUND UNDER WILLIAMS

Second 6 Years	Overall	ACC
1994-95	26-8 (.765)	12-4 (.750)
1995-96	17-13 (.567)	8-8 (.500)
1996-97	21-11 (.656)	9-7 (.563)
1997-98	21-11 (.656)	10-6 (.625)
1998-99	28-6 (.824)	13-3 (.813)
1999-00	25-10 (.714)	11-5 (.688)
Totals	138-59 (.701)	63-33 (.656)

First 5 Years	Overall	ACC
1989-90	19-14 (.576)	6-8 (.429)
1990-91	16-12 (.571)	5-9 (.357)
1991-92	14-15 (.482)	5-11 (.313)
1992-93	12-16 (.429)	2-14 (.125)
1993-94	18-12 (.600)	8-8 (.500)
Totals	79-69 (.533)	26-50 (.342)

WILLIAMS VS. THE ACC

School	Last 4 Years	Last 6 Years
Clemson	5-3	9-4
Duke	2-7	5-9
Florida State	9-1	12-2
Georgia Tech	8-1	10-4
North Carolina	5-5	7-8
NC State	8-2	12-2
Virginia	6-2	9-3
Wake Forest	4-4	5-7
Totals	47-25	69-39
	.653	.639

WILLIAMS' TOP SEASONS

Most Victories

Season	W	L	Pct.	School
1998-99	28	6	.824	Maryland
1994-95	26	8	.765	Maryland
1982-83	25	7	.781	Boston College
1999-00	25	10	.714	Maryland
1980-81	24	6	.800	American
1981-82	21	9	.700	American

Winning Percentage

Season	W	L	Pct.	School
1998-99	28	6	.824	Maryland
1980-81	24	6	.800	American
1982-83	25	7	.781	Boston College
1994-95	26	8	.765	Maryland
1999-00	25	10	.714	Maryland
1981-82	21	9	.700	American



THE WILLIAMS' INFLUENCE

Former Assistants Now in Charge

RANDY AYERS

Assistant to Gary Williams for three years at Ohio State. Head coach at Ohio State for eight years. Currently with the Philadelphia 76ers of the NBA.

RICK BARNES

Assistant to Gary Williams for one year at Ohio State. Has been the head coach at George Mason, Providence and Clemson. Currently the head coach at the University of Texas.

PAUL BRAZEAU

Assistant to Gary Williams for one year at Boston College and three years at Ohio State. Currently the head coach at the University of Hartford.

FRAN DUNPHY

Assistant to Gary Williams at American University. Currently the head coach at the University of Pennsylvania.

FRAN FRACHILLA

Assistant to Gary Williams for two years at Ohio State. Has been the head coach at Manhattan College and St. John's University. Currently the head coach at New Mexico.

CHRIS KNOCHE

Assistant to Gary Williams for two years at American. Has been the head coach at American University. Currently the Terps' radio color analyst.

ART PERRY

Assistant to Gary Williams for six years at Maryland. Former head coach at American University. Has been the head coach at Delaware State.

IN THE SAGARIN POWER RANKINGS

Sagarin Power Rankings (Last 5 Years)

Year	Schedule Ranking	Team Ranking
1995	19	8
1996	16	28
1997	15	11
1998	1	11
1999	22	5
2000	21	24

WILLIAMS IN THE POSTSEASON

Event	GP	Won	Lost	Pct.	Last Game
NCAA	23	13	10	.565	1999-00
NIT	14	8	6	.571	1989-90
ACC	19	9	10	.474	1999-00
BIG EAST	6	2	4	.333	1985-86
East Coast	7	3	4	.429	1981-82
Totals	69	35	34	.507	1999-00

WILLIAMS IN OVERTIME

at American (4-2)
 Dec. 28, 1978 American 98 vs. Stetson 94 (2OT)
 Dec. 29, 1978 American 85 vs. Central Florida 83 (OT)
 Jan. 13, 1979 American 83 vs. Bucknell 85 (2OT)
 Jan. 15, 1979 American 89 vs. G. Washington 91 (OT)
 Feb. 24, 1981 ... American 84 vs. St. Joseph's (Pa.) 83 (OT)
 Feb. 2, 1982 American 65 vs. William & Mary 64 (OT)

at Boston College (0-0)
 None

at Ohio State (1-2)
 Dec. 29, 1986 Ohio State 79 vs. Kansas 78 (OT)
 Feb. 27, 1988 ... Ohio State 77 vs. Michigan State 78 (OT)
 Mar. 23, 1989 Ohio State 80 vs. St. John's 83 (OT) - NIT

at Maryland (6-9)
 Feb. 10, 1989 Maryland 111 vs. #14 Duke 114 (OT)
 Mar. 2, 1991 Maryland 78 at Virginia 74 (OT)
 Jan. 18, 1992 Maryland 83 vs. Florida State 91 (OT)
 Nov. 15, 1993 Md. 84 at #15 Georgetown 83 (OT)
 Mar. 11, 1995 ... Md. 92 vs. #2 N. Carolina 97 (OT) - ACC
 Jan. 6, 1996 Md. 86 vs. #16 N. Carolina 88 (OT)
 Jan. 20, 1996 Maryland 77 vs. NC State 74 (OT)
 Dec. 30, 1996 Maryland 65 vs. Georgia 73 (OT)
 Nov. 14, 1997 Maryland 72 vs. South Carolina 76 (OT)
 Dec. 4, 1997 Maryland 65 at Clemson 78 (OT)
 Jan. 14, 1998 Md. 89 vs. #1 North Carolina 83 (OT)
 Mar. 7, 1998 Md. 73 vs. #4 N. Carolina 83 (OT) - ACC
 Jan. 29, 1999 Maryland 81 at Clemson 79 (OT)
 Dec. 7, 1999 Maryland 76 vs. Winthrop 65 (OT)
 Mar. 4, 2000 Maryland 87 at Virginia 89 (OT)





Williams On and Off The Court



GARY WILLIAMS BEING CONGRATULATED BY MARYLAND PRESIDENT DR. C.D. "DAN" MOTE.



GARY WILLIAMS HAS BEEN A REGULAR CHAT GUEST ON ESPN.COM THROUGHOUT THE LAST TWO SEASONS.



GARY WILLIAMS WITH HIS DAUGHTER KRISTIN AFTER HE WAS INDUCTED INTO THE MARYLAND HALL OF FAME.



GARY WILLIAMS ADDRESSES THE FANS IN COLE FIELD HOUSE AND ON RADIO AFTER EACH HOME GAME.



GARY WILLIAMS SHOWS OFF HIS GOLF SKILLS AT HIS ANNUAL SUMMER OUTING.



GARY WILLIAMS AND JOE SMITH PRESENT CAL RIPKEN, JR. WITH ONE OF SMITH'S JERSEYS AT ORIOLE PARK.



GARY WILLIAMS WAS A GUEST ANALYST ON ESPN'S NCAA TOURNAMENT PREVIEW SHOW AT THE ESPN ZONE RESTAURANT IN BALTIMORE.





Gary Williams' Charity Work

COACHES VS. CANCER

Of the many charities that Coach Gary Williams is involved with, one that is very special to him is the Coaches vs. Cancer Three-Point Attack. Since 1996, Gary Williams has served on the Coaches Council, a 15-member board that serves as the governing body for Coaches vs. Cancer.

The program is a partnership between the National Association of Basketball Coaches and the American Cancer Society. The coaches participating in this program are dedicated to fighting cancer through increased support for research, patient services, and prevention education.

Coaches vs. Cancer utilizes a Three-Point Attack that combines pledges from fans with their team's three-point baskets made throughout the season.

CYSTIC FIBROSIS FOUNDATION


For the last two years, Coach Williams has hosted a charity basketball game at Cole Field House to benefit the Cystic Fibrosis Foundation.

The game has included former Maryland basketball stars Len Elmore, Tam McMillen, Duane Simpkins, and Buck Williams. Other participants have included former Maryland football player and NFL quarterback Boomer Esiason, Maryland track All-American and NFL receiver Renaldo Nehemiah, former Redskins Jeff Bostic and Charles Mann, former Washington Bullets stars Phil Chenier and Kevin Grevey, former Dallas Cowboy Calvin Hill, tennis star Pam Shriver, Maryland legislators Thomas "Mike" Miller and Steny Hoyer, nationally-renowned sports columnists John Feinstein and Frank Deford, Terrapin play-by-play voices Johnny Holliday and Chris Knache, and "Meet The Press" host Tim Russert.

The inaugural event occurred on April 27, 1999. Last year's second annual event took place on May 4, 2000 with Williams and Feinstein as opposing coaches.



GARY WILLIAMS AND BOOMER ESIASON PRESENT A CHECK TO THE CYSTIC FIBROSIS FOUNDATION WITH JOURNALIST FRANK DEFORD DIRECTING THE CEREMONY.



GARY WILLIAMS WITH PARTICIPANTS AT THE 2000 BENEFIT GAME FOR THE CYSTIC FIBROSIS FOUNDATION.




JOHN FEINSTEIN AND GARY WILLIAMS DISCUSS COACHING STRATEGIES.



GARY WILLIAMS GIVING SOME COACHING ADVICE TO BOOMER ESIASON AND TEAMMATES DURING THE GAME.



GARY WILLIAMS AND BOOMER ESIASON HAVE WORKED TOGETHER TO FIGHT THE BATTLE AGAINST CYSTIC FIBROSIS.



GARY WILLIAMS DISCUSSES STRATEGIES WITH MEDIA AND ALUMS PREPARING FOR HIS ANNUAL CHARITY GAME.



GARY WILLIAMS WITH "FRIENDS OF THE PROGRAM" KEITH NEFF, JEFF MAYNOR, BRUCE LAIRD AND ED PYNE.



GARY WILLIAMS CHATTING WITH FORMER WASHINGTON BULLETS GENERAL MANAGER BOB FERRY AND 1970s TERP SCORING STAR JIM O'BRIEN.



BILLY Mahn

ASSOCIATE HEAD COACH
(MARYLAND '75)
12TH YEAR AT MARYLAND

Billy Mahn, who has played an integral role in the outstanding success of the Maryland basketball program, is in his 12th season on head coach Gary Williams' staff. He became a member of the Terps' staff in July, 1989 as he was the first assistant hired by Williams after he was named head coach.

Mahn was named associate head coach in 1997. He serves as one of Maryland's two primary recruiters and is the Terps' chief opponent scout in addition to his on-the-floor coaching and administrative duties.

Mahn is one of only two players in Maryland basketball history to play and coach in the NCAA Tournament. He has also been a part of the two winningest teams in school history. He played on Maryland's 1974-75 team that finished with a 24-5 record (82.8 winning percentage) and coached Maryland's 1998-99 team that won a school-record 28 games and had a 28-6 record (82.4 winning percentage).

Mahn's recruiting successes have helped Maryland enter the ranks of the elite in college basketball. His enthusiastic attitude and loyalty to the University of Maryland make him a magnificent ambassador for the program.

He has earned the reputation as one of the top recruiters in the nation as evidenced by Maryland's turnaround during his tenure. The Terps have played in a school-record seven consecutive NCAA Tournaments, finished fourth or higher in the ACC regular season standings in a near school-record seven consecutive seasons, and established school records for overall victories (28 in 1998-99) and ACC victories in a season (13 in 1998-99).

The Terps are one of only two teams in the ACC (also North Carolina) and one of only 10 teams nationally which have played in each of the last seven NCAA Tournaments. In addition, Maryland is one of only five programs nationally to advance to the "Sweet 16" in at least four of the last seven seasons.

Mahn's tireless work as a recruiter has attracted nationally ranked recruiting classes to College Park in each of the last eight seasons. Clark Francis of *HoopScoop* magazine ranked Maryland's 1998 recruiting class as the third-best in the nation and each of Maryland's last five classes have ranked among the nation's top 20.

A veteran in the collegiate coaching ranks, Mahn's 26 years of collegiate coaching experience is evident in all aspects of his professional life. His recruiting plans are well thought out and his scouting reports are among the best in the nation. Maryland is one of the most prepared teams in the country each time it takes the court.

His hard work and dedication as a recruiter has propelled him into the spotlight. Mahn was named one of the top 10 recruiters in the eastern United States by *Eastern*



Basketball. Said EB: "The former head coach at Ohio University helped corral the Terps' 1996 senior class which was the backbone of Maryland's reversal of fortunes."

The Terps' roster of players during his career at Maryland reflects his recruiting prowess. Mahn's national and local recruiting knowledge helped in the evaluation of former All-ACC players Exree Hipp, Mario Lucas, Johnny Rhodes and Duane Simpkins - four players who helped Maryland return to the Top 10 and the national spotlight. Mahn was instrumental in recruiting Maryland's class of 1999 - a class that included Laran Profit, Terrell Stokes and Obinna Ekezie. Profit and Ekezie were both second round draft choices while Steve Francis was the No. 2 overall selection in the 1999 NBA Draft. Maryland's 1998 class included Francis and McDonald's All-American Danny Miller. Last season's roster included three players - Steve Blake, Tahj Holden and Drew Nicholas - who were all-state high school performers, and this season's roster adds North Carolina blue-chipper Chris Wilcox.

Prior to joining the Terps' staff, Mahn was the head coach at Ohio University for three years. He compiled a 42-45 record and posted two winning regular seasons. He led Ohio to the Mid-American Conference Tournament championship game in 1988. He recruited and coached

Paul Graham, the MAC Player-of-the-Year in 1989. During his head coaching tenure, 100 percent of his senior players earned their degrees.

His coaching expertise was also on display in 1995 when he filled in for Gary Williams, who missed four games with pneumonia. It was during this time that Mahn drew nationwide praise as he guided the Terps to a 2-2 record. He coached the Terps to a 94-92 victory at Duke, a 71-64 victory over Florida State in the first round of the ACC Tournament, and into overtime against No. 2 ranked North Carolina in the ACC tournament semifinals and against Virginia during the regular season. Maryland's victory over Duke clinched a tie for the ACC regular season championship.

Mahn began his college coaching career immediately following his playing days at Maryland. His first stop came at Morris Harvey College in West Virginia (1975-76). He moved on to Davidson College (1976-77) and the University of Rhode Island (1977-80) and served six years as an assistant at Ohio. He became the head coach at Ohio in 1986. At each of his first three coaching stops, he successfully recruited and coached future NBA draft choices.

Prior to his appointment as head coach at Ohio in 1986, he was an assistant coach at Ohio under Danny



THE HAHN FILE

COACHING EXPERIENCE

1976	Morris Harvey College, Assistant Coach
1977	Davidson College, Assistant Coach
1978-80	University of Rhode Island, Assistant Coach
1981-86	Ohio University, Assistant Coach
1986-89	Ohio University, Head Coach
1990-97	University of Maryland, Assistant Coach
1998-present	University of Maryland, Associate Head Coach

YEAR-BY-YEAR HEAD COACHING RECORD

Year	School	Overall Record/Conf. Finish	Postseason Play
1986-87	Ohio University	14-14/6-10 (T7th)	
1987-88	Ohio University	16-14/9-7 (3rd)	
1988-89	Ohio University	12-17/7-9 (T7th)	
3 Years	Overall	42-46/22-26	

ASSISTANT COACHING POSITIONS

Year	School	Team Accomplishments
1975-76	Morris Harvey	
1976-77	Davidson	
1977-78	Rhode Island	NCAA Tournament, East Regional • ECAC New England Champions
1978-79	Rhode Island	NIT, 1st Round, Mator City Classic Champions
1979-80	Rhode Island	Marquette City Classic Champions
1980-81	Ohio University	Consecutive 20-Win Seasons, 1983, 1984, 1985, 1986
1981-82	Ohio University	
1982-83	Ohio University	NCAA Tournament, Midwest Regional • MAC Championship
1983-84	Ohio University	
1984-85	Ohio University	NCAA Tournament, Southeast Regional • MAC Championship
1985-86	Ohio University	NIT, 1st Round
1989-90	Maryland	NIT 2nd Round
1990-91	Maryland	
1991-92	Maryland	
1992-93	Maryland	
1993-94	Maryland	NCAA Tournament, Midwest Regional Semifinals • NCAA "Sweet 16"
1994-95	Maryland	NCAA Tournament, West Regional Semifinals • NCAA "Sweet 16"
1995-96	Maryland	NCAA Tournament, West Regional
1996-97	Maryland	NCAA Tournament, Southeast Regional
1997-98	Maryland	NCAA Tournament, West Regional • NCAA "Sweet 16"
1998-99	Maryland	NCAA Tournament, South Regional Semifinals • NCAA "Sweet 16"
1999-00	Maryland	NCAA Tournament, Midwest Regional

INTERNATIONAL EXPERIENCE

- Six-game, nine-day tour of France with Maryland basketball team in August of 1994
- Six-game, nine-day tour of Germany with ACC All-Star Team in July of 1990
- Six-game, 12-day tour of Germany, France and Belgium with Ohio University basketball team in August of 1986
- World Cup Games in Buenos Aires, Argentina with Rhode Island basketball team in July of 1979
- Played in World Cup Games as member of Maryland basketball team in 1972 (tournament champions)

PLAYING EXPERIENCE

- 1972-1975, University of Maryland, basketball letterwinner
- 1968-1972, Penn High School (Indiana), lettered four years in basketball, baseball and cross country

PLAYING HONORS

- Maryland Team Captain, 1975
- Alvin Aubinoe Greatest Career Achievement Award, University of Maryland, 1975
- Member 1972, 1973, 1975 Maryland Invitational Tournament Championship Teams
- Member 1973 Cable Car Classic Championship Team
- Member 1975 Atlantic Coast Conference Regular Season Championship Team
- Member 1975 NCAA Tournament Team

PERSONAL

Education: University of Maryland, 1975, B.S. in distributive education; Penn High School (Indiana), 1971
 Date of Birth: June 22, 1953
 Family: Wife Kathi (married, June 25, 1976); son Matthew (22) and daughter Ashley (17)

Nee. He served as the Bobcats' primary recruiter during that span and landed the school's all-time leading rebounder and all-time assist leader. Hahn recruited and coached two future NBA draft choices and the 1985 MAC Player-of-the-Year. While Hahn was an assistant, Ohio posted a school-record four 20-win seasons, won two conference tournament championships, earned two trips to the NCAA Tournament and played in one NIT.

Hahn is a 1975 graduate of the University of Maryland. While an undergraduate, he was a three-year varsity letterwinner on three of the best basketball teams Maryland has fielded. He was a freshman in 1971-72 when the Terps won the National Invitation Tournament; he was a key reserve on the team that lost what is considered to be the greatest game in ACC history (Maryland's 103-100 overtime setback against NC State in 1974), and he was captain of the team his senior year when the Terps won the ACC regular season championship and advanced to the Midwest Regional finals of the NCAA Tournament.

He earned the Alvin Aubinoe Award for "Greatest Career Contribution" following his senior season. Maryland fashioned a 70-19 overall record during his playing career. The Terps finished with a 24-5 record and won the ACC regular season championship his senior season.

Hahn has become a very accomplished seminar and banquet speaker. He has delivered numerous motivational speeches to area businesses and at many graduations.

Hahn and his wife Kathi were married on June 25, 1976; they have two children, a son, Matthew (22) and daughter, Ashley (17).

Hahn received his bachelor's degree in distributive education from Maryland in 1975.



DAVE Dickerson

ASSISTANT COACH

(MARYLAND '90)

5TH YEAR AT MARYLAND

Dave Dickerson's four-year tenure as an assistant coach at Maryland has coincided with four of the most successful years in the history of the program. The Terps have made four NCAA Tournament appearances, finished in the top half of the ACC four times and been ranked among the nation's top 10 each season. During Dickerson's first four years, Maryland posted a 95-38 record (.714 winning percentage).

Overall, Dickerson's ten-year coaching career has resulted in 10 straight winning seasons and five postseason appearances.

Dickerson joined head coach Gary Williams' staff prior to the 1996-97 season and immediately began putting his stamp onto the program. During his first season, Maryland defeated three ranked teams and was ranked as high as No. 2 during the season. In 1997-98, the Terps advanced to the "Sweet 16" of the NCAA Tournament, and recorded 21 victories with wins over No. 1 North Carolina and No. 2 Kansas.

In 1998-99, Maryland won a school-record 28 games, a school-record 13 ACC games and once again advanced to the "Sweet 16" of the NCAA Tournament. During the season, the Terps captured championships of the Puerto Rico Shootout and the BB&T Classic and advanced to the semifinals of the ACC Tournament for the third consecutive season.

Dickerson's success as one of the nation's top recruiters has been a major part of Maryland's accomplishments on the court. Each of his first three recruiting classes were ranked among the nation's best. He was instrumental in attracting the Terps' 1997 and 1998 recruiting classes, both of which ranked in the top 10 nationally. Maryland's 1998 recruiting class was ranked third in the nation by Clark Francis of *HoopScoop* Magazine. The Terps' 1999 recruiting class contains three of the nation's top players at three different positions. In 2000, Dickerson helped land Raleigh, N.C., sensation Chris Wilcox.

Dickerson's scouting and recruiting abilities allowed Williams to gain an early evaluation of All-America guard Steve Francis. Francis was the No. 2 overall selection in the 1999 NBA Draft and finished fourth in ACC Player-of-the-Year voting last season.

It has been Dickerson's nationwide emergence on the recruiting trails that has allowed him to rise so quickly up the coaching ladder.

Prior to coming to Maryland, he was an assistant



coach at Radford University. The recruiting classes he helped assemble at Radford were ranked among the nation's best. The 1994 season saw the Highlanders compile a 20-8 record and a school-record winning percentage of 71.4. The 20 wins are tied for the second-highest total in school history. Radford, which enjoyed winning seasons during each of his four years there, enjoyed the best four-year period in its history while Dickerson was an assistant.

It was also at Radford that Dickerson began to make his mark as a bench coach. Radford gained national acclaim and became one of the most successful

programs in the Big South Conference during Dickerson's tenure. Radford defeated Louisiana State, 73-72, on Dec. 30, 1993 to gain the biggest victory in school history. The Highlanders scored the game-winning basket with 2.8 seconds remaining in the game just after LSU had taken its first lead of the second half. Dickerson was the assistant coach in charge of scouting LSU.

Dickerson played forward at Maryland from 1986-89 and earned four varsity letters. He was co-captain as a senior in 1989. Dickerson saw action in the 1986 and 1989 NCAA Tournaments and was a



THE DICKERSON FILE

COACHING EXPERIENCE

1990-91	Gardner Webb College, Assistant Coach
1991-92	James Madison University, Assistant Coach
1993-96	Radford University, Assistant Coach
1997-present	University of Maryland, Assistant Coach

ASSISTANT COACHING POSITIONS

Year	School	Team Accomplishments
1990-91	Gardner Webb	South Atlantic Conf. Tourn. Finals
1991-92	James Madison	Colonial Athletic Assoc. Tourn. Finals • NIT First Round
1992-93	Radford	Big South Tournament, Semifinals
1993-94	Radford	Big South Tournament, Semifinals
1994-95	Radford	Big South Tournament, Semifinals
1995-96	Radford	Big South Tournament, Semifinals
1996-97	Maryland	NCAA Tournament, Southeast Regional
1997-98	Maryland	NCAA Tournament, West Regional • NCAA "Sweet 16"
1998-99	Maryland	NCAA Tournament, South Regional Semifinals • NCAA "Sweet 16"
1999-00	Maryland	NCAA Tournament, Midwest Regional

PLAYING EXPERIENCE

- 1985-89, University of Maryland, basketball letterwinner

PLAYING HONORS

- Maryland Team Captain, 1989
- Career Contribution Award, 1989
- Most Improved Player Award, 1987

PERSONAL

Education: University of Maryland, 1989, B.S. in government and politics
 Date of Birth: March 29, 1967
 Family: Wife Laurette (married, May 8, 1999), son David III (born Oct. 19, 2000)

member of three teams that advanced to the ACC Tournament semifinals. The Terps won 19 games his freshman year and 18 during his junior season. Dickerson was a starter on the 1989 team that became the first No. 8 seed to defeat a No. 1 seed in the ACC Tournament when the Terps knocked off NC State.

In 1989, Dickerson earned his bachelor's degree in government and politics from Maryland. Soon after graduation he began his coaching career on the staff of Gardner Webb University in North Carolina. After a year at Gardner Webb he joined former Maryland head coach Lefty Driesell at James Madison for a 1992 season which culminated in a bid to the NIT.

From 1993-96, Dickerson was an assistant coach at Radford, where he began constructing his sparkling reputation under former Maryland assistant coach Ron Bradley.

A native of Olar, S.C., he earned the team award for Greatest Career Contribution in 1989 and for Most Improved Player in 1987. Dave is married to the former Ms. Laurette Newsom. Laurette is a 1991 graduate of Maryland. The couple gave birth to their first child, David III on Oct. 19, 2000.





JIMMY Patsos

ASSISTANT COACH

(CATHOLIC '89)

10TH YEAR AT MARYLAND

Jimmy Patsos is in his 10th season as an assistant coach on the University of Maryland basketball staff. During his tenure under head coach Gary Williams, the Terps have played in seven NCAA Tournaments, advanced to the "Sweet 16" four times, finished in the top half of the Atlantic Coast Conference seven times, won one ACC regular season championship and averaged nearly 20 wins per season. In addition, three players (Walt Williams in 1992, Joe Smith in 1995 and Steve Francis in 1999) have been lottery selections in the NBA Draft.

During his career at Maryland, he has coached seven NBA Draft choices including first round selections Williams, Smith, Francis and Keith Bath (Chicago Bulls, 1997).

His role as an academic mentor has proven prosperous, as the teams' overall academic performance has improved under his guidance. He works closely with the academic support unit of the athletic department and many of the professors on campus.

Patsos joined the staff as a volunteer assistant during the 1991-92 season and immediately became an integral part of Williams' staff. His numerous responsibilities center on opponent scouting, on-court coaching and the academic development of Maryland's players. Patsos has been a key component of Maryland's success and its current legacy of continuity.

Prior to his appointment to Williams' staff at Maryland, Patsos was the assistant coach at Archbishop Carroll High School in Washington, D.C. He helped Carroll to a 21-8 record and a national ranking of No. 6 during his first season. The team lost to the famed DeMatha Catholic High School in the city playoffs to end their stellar season. Patsos was involved in the maturation of Charles Harrison (Wake Forest) and Lawrence Moten (Syracuse), both of whom became stars on the collegiate level.

Patsos also coordinates the public speaking engagements of the Terps' players. Each summer, Patsos serves as the director of the Gary Williams basketball camp at the University of Maryland. The camp annually draws participants from around the world and is the showcase camp on the eastern seaboard. In his role as camp director, Patsos coordinates counselor



management, facility and participant scheduling, housing, meals and guest speakers. The five sessions during the summer of 2000 ranked as the largest in camp history. In addition to his work with the Gary Williams camp, he is a frequent speaker at camps throughout Maryland, Delaware and Pennsylvania during the summer months.

Patsos was a three-year varsity letterwinner at Catholic University in Washington, D.C. During his career, the Cardinals posted a record of 51-26. Patsos

played for the late Jack Bruen, who later led Colgate University to a pair of NCAA Division I Tournament appearances.

Catholic won four regular-season tournament championships during Patsos' career, including the 1989 Manhattanville Tournament. Patsos scored a career-high 17 points and grabbed a career-high 14 rebounds in the championship game to lead the Cardinals to a 106-99 victory over Manhattanville. Other top games during his senior season included 12 points



THE PATSOS FILE

COACHING EXPERIENCE

1989-1991 Archbishop Corroll (D.C.) High School, Assistant Coach
 1992-present University of Maryland, Assistant Coach

ASSISTANT COACHING POSITIONS

Year	School	Team Accomplishments
1991-92	Maryland	
1992-93	Maryland	
1993-94	Maryland	NCAA Tournament, Midwest Regional Semifinals • NCAA "Sweet 16"
1994-95	Maryland	NCAA Tournament, West Regional Semifinals • NCAA "Sweet 16"
1995-96	Maryland	NCAA Tournament, West Regional
1996-97	Maryland	NCAA Tournament, Southeast Regional
1997-98	Maryland	NCAA Tournament, West Regional • NCAA "Sweet 16"
1998-99	Maryland	NCAA Tournament, South Regional Semifinals • NCAA "Sweet 16"
1999-00	Maryland	NCAA Tournament, Midwest Regional

INTERNATIONAL EXPERIENCE

- Six-game, nine-day tour of France with Maryland basketball team in August of 1994
- One-month tour of Australia with junior (15-17) team in August of 1991

PLAYING EXPERIENCE

- 1986-89, Catholic University, basketball letterwinner

PLAYING HONORS

- Catholic team captain, 1989

PERSONAL

Education: Catholic University, 1989, B.S. in history
 Date of Birth: October 1, 1966

and five rebounds against Frostburg State, 10 rebounds at Scranton and 12 points and nine rebounds against St. Mary's (Md.).

As a junior, Patsos recorded season highs of 14 points against Upsala and 11 rebounds against Washington College. He scored 12 points and grabbed five rebounds to lead Catholic to the championship of the Alfred University Charity Cage Classic with a 90-88 victory over the host Sexons. The Cardinals were 18-8 during both his junior and senior years, then a school record for victories in a single season.

Patsos' teammate for two years (1987-88) was current Catholic head coach Mike Lonergan, who has led the Cardinals to the "Sweet 16" of the past two NCAA Division III tournaments.

A native of Boston, Mass., Patsos earned his bachelor's degree in history from Catholic in 1989. A brother, Chris, captained the Florida Southern baseball team to the 1981 NCAA Division II World Series championship.





TROY

Wainwright

**DIRECTOR OF BASKETBALL OPERATIONS
(MARYLAND '90)
5TH YEAR AT MARYLAND**

Troy Wainwright, the director of basketball operations, is in his fifth year as a member of head coach Gary Williams' staff. He is an essential part of the success of the team, both on and off the court, and is responsible for the administration of the basketball office.



Wainwright is responsible for all internal operations of the basketball program and serves as a liaison to the athletic department including Deborah Yow, Maryland's director of athletics. He is involved in the day-to-day operations of the team, including budgetary matters, team travel, on-campus housing and dining contracts. In addition, Wainwright is responsible for non-conference scheduling and works with the conference office to coordinate the Terps' ACC schedule.

A native of Berlin, Md., Wainwright has played an integral role in the Terps' success since his arrival. The Terps have appeared in the NCAA Tournament four times, advanced to the semifinals of the ACC Tournament four times, and have averaged more than 23 wins a season during his four seasons with the Terps. In both 1998 and 1999 the Terps advanced to the "Sweet 16" of the NCAA Tournament. In 1999, Maryland won a school-record 28 games and was ranked No. 5 in the nation. In 1998, the Terps played the nation's toughest schedule according to the Sagarin ratings and were ranked 15th in the final national polls.

Among Wainwright's chief responsibilities is the coordination of team travel plans. Wainwright coordinates all transportation (air and ground) as well as hotel accommodations. During his tenure, Wainwright has successfully coordinated travel to four NCAA Tournaments, four ACC Tournaments, Hawaii and Puerto Rico as well as every regular season game.

Wainwright is the tournament director for the annual Gary Williams golf tournament that raises money to endow scholarships for the basketball program. The tournament has raised more than \$100,000 during the four years since Wainwright's arrival. As tournament director, Wainwright helps solicit sponsorships and players, and helps with course management on the day of the event. In addition, he coordinates team and individual player scoring and the silent auction.

He also serves as the co-director of the Gary Williams basketball camp each summer. He helps coordinate virtually every aspect of the camp including housing, meals and camp speakers. The 2000 Gary Williams camp was the largest in its history as it attracted more than 1,000 overnight campers in a three-week period.

Wainwright received his bachelor of science degree in sociology from the University of Maryland in 1990. After graduating from Maryland he worked as an account manager with the Washington Bullets from 1992-1994 and as an advertising account executive at the *Washington Times* from 1994-96.

Wainwright served as head manager for the basketball team during Williams' first season at Maryland, 1990. He accompanied the Terps as they advanced to the second round of the 1990 National Invitation Tournament. He served as the team's assistant manager for the three years preceding Williams' arrival in College Park.

THE WAINWRIGHT FILE

EXPERIENCE

1996-present University of Maryland, Director of Basketball Operations

OPERATIONS POSITIONS


Year	School	Team Accomplishments
1996-97	Maryland	NCAA Tournament, Southeast Regional
1997-98	Maryland	NCAA Tournament, West Regional • NCAA "Sweet 16"
1998-99	Maryland	NCAA Tournament, South Regional Semifinals • NCAA "Sweet 16"
1999-00	Maryland	NCAA Tournament, Midwest Regional

PREVIOUS EXPERIENCE

• 1986-90, University of Maryland, Team Manager

PERSONAL

Education: University of Maryland, 1990, B.S., sociology
Date Of Birth: June 7, 1967



J.J.

Bush

ASSISTANT ATHLETIC TRAINER
(FLORIDA STATE '69)
29TH YEAR AT MARYLAND

J.J. Bush returns as the athletic trainer for Gary Williams and the Terps men's basketball program. Bush is in his eighth season working with the men's basketball program. This is his second stint working with the program, as he was the team's trainer from 1972-1976.

As the trainer for the basketball team, Bush coordinates the daily medical treatments for all the players and supervises all rehabilitative efforts in case of injury.

Bush came to the university in 1972 as an assistant trainer and has been honored with a 25-Year Service Award from the university. He began working immediately with the men's basketball team. The team won the regular season championship of the Atlantic Coast Conference in 1975 and averaged 23 wins a season during his tenure.

Beginning with the 1976 football season, Bush worked with the Terp football team until 1992, when he returned to Cole Field House and the basketball team as an assistant to the athletic director. Bush was the head trainer for the football team as it claimed four ACC championships and played in nine bowl games.

In addition to his training duties, Bush also teaches a basic and advanced kinesiology course on care and prevention of athletic injuries for the University, and is a frequent lecturer throughout the Mid-Atlantic region of the United States on the latest training methods.

Bush is active in the National Athletic Trainers Association, and has worked extensively within the organization on improving athletic training methods. He has served on the governmental affairs committee at the national level and is a past president of the Maryland Athletic Trainers Association.

A native of Ft. Lauderdale, Fla., Bush, 53, graduated from Florida State University in 1969. He and his wife Gina have two children, Brandan and Jordan.



JOHN

Bowie

EQUIPMENT MANAGER
12TH YEAR AT MARYLAND

John Bowie, who has accompanied the Terps to eight postseason tournaments, is in his 12th season as the equipment manager for the men's basketball team. Bowie has worked with head coach Gary Williams since his arrival prior to the 1989-90 season.

Bowie manages the Cole Field House equipment room and handles the equipment operations for the men's basketball team. In addition to his duties with the men's basketball team, he works with the women's basketball, volleyball, softball, wrestling and men's and women's swimming teams.

Bowie is responsible for maintaining the NCAA-mandated equipment records for the sports under his supervision.

The North Brentwood, Md., native is a graduate of DuVal High School. He and his wife of 12 years, Marsha, have two children: Darrin, 12, and Adrian, 11.



THE 2000-01 MANAGERS: STEVE WHEELER, CHRIS UNDERWOOD, GARY WILLIAMS, JOSH HOLLANDER, BRIAN CAVANAUGH AND NIKHIL VERMA.



KURTIS Shultz

STRENGTH & CONDITIONING COACH
(MARYLAND '95)
2ND YEAR AT MARYLAND

Former University of Maryland men's basketball team captain Kurtis Shultz is in his second season as the strength and conditioning coach for the men's basketball team. Shultz came to Maryland from Loyola College (Md.) where he had worked the last four years. At Loyola he instituted a strenuous off-season kick-boxing program as a supplement to the school's overall strength and conditioning program.

Shultz played in 67 games from 1992-95 for the Terps and was a member of two NCAA Tournament teams. He was a member of Maryland's 1994 and 1995 teams which advanced to the "Sweet 16" of the NCAA Tournament. He was a forward on the Terps' basketball team after playing two years at DeMatha

High School under the legendary Morgan Wootten. He also played tight end and defensive back for the Stags' football team.

He has established a thriving personal training, body-building and self-defense business in the Baltimore area. Shultz has been an avid weightlifter and body builder since his pre-college days.

Shultz also worked with the Baltimore Thunder of the National Lacrosse League and currently works with the Baltimore Ravens of the NFL. He has been a private trainer to Ravens' linebacker Ray Lewis.

In addition to his duties at Maryland, Shultz is responsible for strength and conditioning for four sports at Johns Hopkins University.



Men's Basketball Support Staff

Cleo Long-Thomas

ADMINISTRATIVE ASSISTANT TO THE HEAD COACH
11TH YEAR AT MARYLAND



Cleo Long-Thomas is in her 11th season as the administrative assistant to head coach Gary Williams. She coordinates the professional schedules of coach Williams and the assistant coaching staff. In addition, she is responsible for the overall administration and the day-to-day managerial duties of the basketball office.

Long-Thomas coordinates Williams' schedule for departmental meetings, out-of-town speaking engagements and appearances. She also coordinates all travel arrangements for the entire coaching staff. During the season, she produces the daily practice plans for the coaching staff. Long-Thomas plans and coordinates the Terps' annual honors banquet including all invitations,

decorations, seating and banquet room setup. She also arranges the senior day activities at the final home game of the season each year.

Long-Thomas and her husband, Jocquin, are the proud parents of three children: Tyrone, 32, Jabari, 26, and Raven, 17. She also has two grandchildren, T.J., 4 and Jovan (born July 4, 2000).

Carole Bucco

ADMINISTRATIVE ASSISTANT TO THE ASSISTANT COACHES
2ND YEAR AT MARYLAND



Carole Bucco is in her second year working with the University of Maryland men's basketball program serving as the administrative assistant to the assistant coaches for recruiting.

Bucco coordinates all recruiting correspondence and mail-outs to prospective members of the team. In addition, she assists the coaches in prepa-

ration of scouting reports throughout the season. She is also responsible for assisting the coordination, planning and registration of the annual Gary Williams summer basketball comp.

Bucco graduated from the University of Maryland in 1993. After she graduated, she worked for the University of Maryland University College for two years, then for two small companies before coming back to Maryland.

Carole and her husband, Bill, currently reside in Highland, Md.

Jennifer Taylor

OFFICE ASSISTANT
3RD YEAR AT MARYLAND




Jennifer Taylor serves as an office aide to the basketball staff.

She is in her third year working with the men's basketball team.

Taylor recently completed her master's degree in school counseling at Maryland.



The Terps return 10 letterwinners from 1999-2000 including LaRon Cephas (left) and Danny Miller.



TERRAPIN PROFILES

IN THIS SECTION

Terence Morris	46
LoRon Cephas	50
Mike Mardesich	52
Lonny Boxter	55
Juan Dixon	58
Danny Miller	61
Byron Mouton	64
Steve Bloke	66
Tahj Holden	68
Drew Nicholas	70
Colvin McCall	72
Eorl Badu	74
Matt Sloninka	75
Chris Wilcox	76



TERENCE 44 Morris

ALL-AMERICA
CANDIDATE

'99-00 PPG: 15.8, RPG: 8.6

FORWARD

FREDERICK, Md.

(THOMAS JOHNSON)

6-9 • 221 • SENIOR

ON MORRIS

An All-America candidate as one of the most versatile players in college basketball ... one of America's most complete players ... one of 12 top collegians selected to a USA Select Team to compete against the U.S. Olympic Team in an NBC-televized exhibition on Sept. 2 ... scored 11 points as one of three college stars in double figures ... shot 4 of 8 against the Dream Team, including 3 of 5 beyond the arc ... heralded by several preseason magazines including *Dick Vitale's College Basketball Preview* as the top swing forward in the nation ... joins teammates Juan Dixon and Lonny Baxter as preseason candidates for the Naismith and Wooden Player of the Year Awards ... unanimous first or second team preseason All-American ... member of the Playboy All-America Team entering his senior season ... honorable mention All-America pick after each of his freshman, sophomore and junior seasons ... All-ACC second team following his junior season, All-ACC first team after his sophomore campaign ... enters his final college season among Maryland career charts in blocks (5th), steals (10th), 3FGs (10th), rebounds (16th) and points (19th) ... surpassed 1,000 career points against Duke on Jan. 9, 2000 and ended his junior campaign with 1,288 career points in 100 career games (12.9 per game) ... just the 15th player in Maryland history to reach 1,000 points before or during his junior season ... multiple blocked shots in 41 of 68 games over the last two seasons ... three or more blocks in 29 of those games ... finished second in ACC blocked shots as a junior and third as a sophomore ... "Do-Everything" talent whose greatest contributions might not be viewed in the boxscore ... unselfish player whose efforts last season helped develop the talents of teammates Lonny Baxter and Juan Dixon ... presents matchup problems at the forward position because of his speed and quick footwork ... uses his quickness to take players outside where he is comfortable on defense and uses his foot speed to beat a post-up defender to his favorite spot on the floor ... drew comparison by an opposing ACC coach last season to NBA all-star Scottie Pippen.

WILLIAMS ON MORRIS

"Every once in a while you have a player where you don't see any ceiling to his game. Terence has a chance to be great, and I don't say that about a lot of players. Terence was the guy last year who started the season and allowed us to get off to a good start. He probably had as much pressure on him as any other college basketball player in the country because he was picked player of the year in the ACC and first team All-America in the preseason. Really,

when you looked at our team at the beginning of last year, there was nobody else that teams really focused on besides Terence. Terence took all that attention early in the year, and yet he had great games against some really good teams. And that allowed Lonny Baxter and Juan Dixon to develop their game kind of off to the side where people really weren't focused on them. To Terence's credit he's completely unselfish. He passed up shots for the other guys' benefit last year

and did a lot of things team-wise. I think Terence is one of those people who is genuinely happy when the team wins. There are a lot of guys that say they are, but might not be. I think Terence is very happy regardless of what his stats reveal. He is a great passer, too, especially for his size. He's one of the best passers for a player that size that I've ever coached. His decision to come back this year was just a very mature decision on his behalf. In other words, he could



have gone out and made a lot of money this year, but he will be here as a better player at the end of next season, than he was at the end of this past season."

1999-00

34-game starter who averaged 15.8 points, 8.6 rebounds, 2.4 assists, 2.1 blocks and 1.6 steals per contest ... finished in the ACC top ten statistical leaders in rebounds (3rd), blocks (4th), field goal percentage (6th), free throw percentage (6th), scoring (7th) and steals (10th) ... honorable mention All-America ... second-team All-ACC ... ACC All-Tournament second team ... one of 15 national finalists for the Naismith Award ... preseason ACC Player of the Year and first team preseason All-America by numerous publications ... career-high 12 double-doubles ... first Terrapin player since Joe Smith in 1995 to post four consecutive double-doubles ... had 18 points, 11 rebounds vs. Virginia on Feb. 2 ... 16 points, 10 rebounds vs. NC State on Feb. 6 ... 20 points and 12 boards in landmark victory at No. 3 Duke on Feb. 9 ... 17 points, 12 rebounds at No. 19 Temple ... season-high 25 points vs. Kentucky at Madison Square Garden fell one point shy of his career-high 26 the previous season against Kentucky ... career-high with six assists twice, vs. Notre Dame and vs. Iowa ... career-high with seven blocks twice, vs. Tulane and vs. Wake Forest ... career-high five steals at Duke ... scored in double figures in 30 of 34 games ... 10 games of 20 points or better ... 12 games with at least three blocked shots ... 71 blocks was second-most by a Maryland junior ... 293 rebounds was third-best by a Terp junior ... streak of 51 consecutive starts and 83 straight games was snopped while missing the game at Clemson with an ankle injury.

1998-99

Honorable mention All-America selection and All-ACC first-team selection as he averaged 15.3 points and a team-leading 7.1 rebounds per game ... joined former Terp All-Americans John Lucas, Tom McMillen and Joe Smith as the only Maryland sophomores to earn All-ACC honors ... finished fifth in the voting for ACC Player of the Year in 1999 ... led Terps in rebounds and blocks (2.3) while finishing second in scoring, field goal percentage (.551) and free throw percentage (.825) ... his 77 blocked shots marked the second best single-season effort by a Maryland sophomore behind only Joe Smith's 97 blocked shots during the 1994-95 season ... finished third in the ACC with a 2.3 blocked shots per game average ... he blocked more shots (77) than Wake Forest did as a team (64) during the 1998-99 season ... season-high six blocked shots come at Virginia on Jan. 7, 1999 ... had three or more blocks in 17 games and multiple blocks in 23 of Maryland's 34 games (67.6 percent) ... the only player in school history to record back-to-back double-doubles in points and rebounds in the NCAA Tournament ... totaled 18 points and 10 rebounds against Valparaiso and 20 points and 12 rebounds against Creighton ... all-tournament team selection at the Puerto Rico Shootout as he averaged 14.3 points, 8.7 rebounds and shot 70.8 percent from the field (17-of-24) ... the Terps defeated AU Puerto Rico, NCAA Tournament participant UCLA and Pittsburgh to win the tournament championship ... scored in double figures in 28 of Maryland's 34 games (82.4 percent) and scored 20 or more points a career-best eight times ... led the Terps in scoring a team and career-high 11 times ... scored 20 or more points against three different ranked teams ... season-high .909 on 10-of-11 shooting from the field against



ATHLETICS DIRECTOR DEBORAH A. YOW WITH TERENCE MORRIS

DePaul on Dec. 7 ... scored 10 field goals in back-to-back games against DePaul (22 points) and then No. 5 Kentucky (26 points) ... 21 consecutive free throws in a seven-game stretch from Dec. 7 through Jan. 7 ... also hit 20 straight (from Jan. 10 through Feb. 6) and 15 consecutive (from Nov. 17 through Nov. 23) ... grabbed a career-high 16 rebounds as Maryland won at NC State on Feb. 10 ... more than doubled his assists (56-25) and blocked shots (77-29) while nearly doubling his steals totals (50-27) from his freshman season to his sophomore season ... improved on his statistical output and became more of a defensive stopper in the final 10 games of the 1998-99 season following the season-ending injury to starting center Obinna Ekezie on Feb. 9 ... at North Carolina (Jan. 13), scored 20 points on eight-of-12 shooting from the field with five rebounds and two blocks as the Terps won in Chapel Hill for the third time in four tries ... career high of 26 points at Kentucky on Dec. 5 and at Clemson on Jan. 24.

1997-98

Honorable mention All-ACC Freshman Team selection ... averaged 7.4 points and 3.5 rebounds ... averaged 8.4 points, 3.8 rebounds, and 16.9 minutes per game while shooting .564 from the field (53-94) and .407 from 3-point range (11-27) in the final 16 games of the season ... averaged 10.5 points and was one of five Terps to average in double figure scoring in the ACC Tournament ... an fire in the ACC Tournament with 21 total points when he shot 64.3 percent (nine-of-14) from the field ... was outstanding in his first career game against the nation's No. 1

team, North Carolina ... scored 10 points, including three in overtime, and blocked two shots to help lead the Terps to the victory ... scored on a "raise the roof" alley-oop dunk off an assist from Sorunus Josikevicius which tied the game at 80 with 3:40 remaining in the extra session ... blocked at least one shot in the first 10 games of the season and had five blocked shots in three games against North Carolina.

HIGH SCHOOL

Graduated in 1997 from Governor Thomas Johnson High School in nearby Frederick ... All-America second-team selection and the eighth-best collegiate prospect in the nation by Bob Gibbons following his senior season ... a fourth team All-American by *Parade Magazine* following his senior season ... also named as the 31st best prep player in the nation by *Parade* ... rated as the 25th best high school player in the nation by *The Sporting News* ... averaged 19.5 points, 12.9 rebounds, 5 blocked shots and 3.9 assists in leading Thomas Johnson to a 22-5 record his senior season ... scored 1,509 points during his 79-game career for a 19.1 career points per-game average ... grabbed 1,028 career rebounds for a 13.0 rebounds per game average during his prep career ... shot 62.7 percent (592-944) from the field during his career ... played for the Capital All-Star team in the Capital Classic at USAirways Arena following his senior season and scored a team-high 20 points, grabbed a team-high 10 rebounds and blocked a team-high three shots ... shot eight of 10 from the field including three-of-three from 3-point range ... played in the Magic Johnson Roundball Classic at the



LARON

21

Cephas

'99-00 PPG: 1.5, RPG: 1.4

FORWARD
WILMINGTON, DEL.
(THE SANFORD SCHOOL)
6-7 • 217 • SENIOR

ON CEPHAS

Fifth-year senior who begins his final campaign at Maryland as a utility forward ... a strong rebounder whose game is mostly suited to playing an interior role ... began to see more consistent minutes in his junior season and time should increase as a senior ... has appeared in 50 career games with an average of 4.3 minutes per contest ... has fully recovered from a pair of surgeries during and after his redshirt freshman season ... his junior campaign was his first full season at Maryland not impeded by medical issues.

WILLIAMS ON CEPHAS

"Ceph finally got to help us last year [after recovering from knee surgery]. He really came on and gave us some valuable minutes in some games at the end the year. LaRon has really good leadership qualities and the other players seem to really enjoy having him on the court. They seem to respond to him very well. Cephas is an intelligent guy and is a leader on campus in addition to being one on the basketball court."

1999-00

Played in 14 games and averaged 5.3 minutes ... averaged 1.5 points and 1.4 rebounds ... 21 points for the season exactly matched his season output in 1999 ... season-high six points in ACC Tournament quarterfinal vs. Florida State ... scored five in home win over Georgia Tech ... season-best five rebounds in early-season win over Fairleigh Dickinson ... most extensive playing time was against FDU when he added three points and a steal in 14 minutes ... 11 minutes in FSU tournament game, and the Georgia Tech game at Cole marked the most extensive time against ACC opponents during his career ... lauded by Coach Williams for six quality minutes against FSU on Jan. 29 in what was then his most lengthy court action in an ACC game ... appeared in both NCAA Tournament games, logging 11 minutes combined against Iowa and UCLA ... had two rebounds against the Goels and three against the Bruins.

1998-99

Averaged 1.4 points in 15 games played ... did not regain full mobility on his knee until midway through the season ... scored his career high of seven points as Maryland defeated NC State in Cole Field House on Jan. 10

... made a career-high three field goals, on three attempts, against the Wolfpack ... was the Terps' leading scorer off the bench as he played only six minutes in the victory ... played his season high of nine minutes against AU Puerto Rico in the first round of the Puerto Rico Shootout ... helped Maryland to the victory with three points, one assist and one steal ... played in two NCAA Tournament games, getting action against Valparaiso and St. John's ... hit 3-point shots against Hofstra, AU Puerto Rico and NC State.

1997-98

Appeared in 21 games and averaged 4.5 minutes ... was slowed early in the season after he underwent surgery for a hernia on Nov. 19 ... he returned to practice on Dec. 2 after missing two full games ... four points and nine rebounds during a career-high of 22 minutes against UMBC on Dec. 13 ... nine rebounds represents his career high ... in an overtime win over top-ranked North Carolina on Jan. 14, played four crucial minutes at the end of the first half in place of All-ACC performer Rodney Elliott with 3:43 remaining in the half and the score tied at 32 ... he finished the half on the court and Maryland went into the locker room with a four-point (41-37) lead ... scored two points and grabbed three rebounds against Arizona in the NCAA Tournament on March 19 ... grabbed three or more rebounds six times during the season ... displaying his rebounding prowess, he was the only player on the team with more rebounds (30) than points scored (7) during the season.

1996-97

Redshirt season ... signed with the Terps during the spring semester of 1996 and entered the university for the spring semester in 1997.

HIGH SCHOOL

Graduated in 1996 from The Sanford School in Hockessin, Del. ... an all-state first-team selection as a senior ... averaged 23 points, 16 rebounds, five blocked shots and shot 69 percent from the floor his senior year ... scored 19 points in the Delaware State All-Star game following his senior season and was considered to be the top collegiate prospect in the state ... senior season was highlighted by a 31-point, 24-rebound performance in an overtime victory over Dover High School ... scored 1,614 career points, grabbed 1,199 career rebounds and blocked 365 career shots ... led Sanford to four consecutive Independent Conference titles and four consecutive state championship tournaments ... was the Independent Athletic Conference Player of the Year in 1995 ... averaged 17 points, 15 rebounds and five blocks and earned all-state second-team honors as a junior ...

coached by Stanley Waterman ... played at Tatnot School as a freshman and transferred to Sanford at the beginning of his sophomore season.

PERSONAL

LaRon Arnel Cephas (pronounced luh-RON • SEE-fuss) ... born Sept. 23, 1977 ... son of Sharon and Ronald T. Ford ... he has two sisters, Brittany and Brielle ... was voted to have the best smile as a high school senior ... major is communications ... won election in spring 2000 to Maryland's Student Government Association, as a representative to the school of arts & humanities.





MIKE

33

Mardesich

'99-00 PPG: 2.7, RPG: 2.9

CENTER

BOSTON, MASS.

(CONROE (TEXAS)/

WORCESTER ACADEMY)

7-0 • 244 • SENIOR

ON MARDESICH

Fifth-year senior who is expected to be a major contributor to Maryland's rotation for the fourth consecutive season ... athletic seven-footer who gives the Terps a very physical presence off the bench ... has appeared in 101 college games entering his senior campaign ... has played in every game of his career at Maryland and is within 31 games of breaking the Terps' career mark for games (131 by Len Bias, 1982-86) ... also is in line to break the mark for consecutive career games played (126 by Keith Boath, 1994-97) ... has played in eight NCAA Tournament games, averaging 3.4 points and 2.4 rebounds ... 63 career blocked shots are 15th in Maryland history.

WILLIAMS ON MARDESICH

"Mike has had during his career some really big games. In particular, the Kansas game at the MCI Center where he did a great job against the No. 2 team in the country, and several times against North Carolina he has stepped up big. When you have Mike at seven feet and weighing 250 pounds or so, not many teams have a player that size that they can use. Mike's another one of those guys that the other players seem to enjoy playing with. He makes us a much stronger team, physically."

1999-00

Played in all 35 games as a fourth-year junior, averaging 2.7 points and 2.9 rebounds in over 13 minutes per contest ... top game of the season was a 10-point, five-rebound effort against North Carolina (Feb. 26) ... shot 5 of 6 from the floor in 19 minutes ... blocked a career-best 22 shots for the season ... also scored in double figures with 10 points in an early season game vs. Fairleigh Dickinson ... posted a season-high of seven rebounds twice, both at home in games against Winthrop and UMBC ... had six boards in a regular season finale at Virginia (March 4) ... shot 42.6 percent for the season ... matched a career-high with three free throws against Winthrop ... recorded career-highs with four blocks against Tulane and three steals vs. George Mason ... logged time in both NCAA Tournament bouts with Iowa and UCLA ... saw 18 minutes of time against the Gaels, scoring four points with four rebounds.

1998-99

Played in all 34 games as a third-year sophomore, averaging 3.4 points and 3.4 rebounds ... credited with 21 assists

(0.6 apg) and a career-high 21 blocked shots (0.6 bpg) ... tied his career high with 12 points against both Western Carolina on Nov. 14 in the season opener and on Dec. 23 against North Texas ... 12 points against Western Carolina came in only 17 minutes played ... was five-of-eight (.625) and a perfect two-of-two (1.000) from the free throw line as the Terps defeated the Catamounts, 113-46, in Cole Field House ... also recorded seven rebounds, one assist and one steal in one of the top games of his career ... nearly perfect from the field (five-of-six, .833) in scoring 12 points in 15 minutes of playing time as Maryland defeated North Texas, 132-57, on Dec. 23 ... was again perfect from the free-throw line (two-of-two, 1.000) and tied his season high with two blocked shots against the Mean Green ... double figure scoring with 10 points against Florida State on Jan. 27 ... marked the fourth time during his career that he has scored in double figures during an ACC game ... averaged 5.5 rebounds, 1.0 blocked shots and 18 minutes per game in the ACC Tournament ... averaged 3.0 points and 2.0 rebounds in the NCAA Tournament ... career NCAA Tournament high of 22 minutes against Valparaiso in the first round of the tournament ... had two blocks against the Crusaders ... the 22 minutes played also tied his season high which came against North Carolina on Feb. 13 ... played 46 total minutes (15.3 average) in the NCAA Tournament.

1997-98

Averaged 5.4 points and 4.3 rebounds (fourth on the team) while playing in all 32 games as a redshirt freshman ... averaged 18.2 minutes per game and played in double-figure minutes in 29 of Maryland's 32 games ... was at his season best as he helped lead the Terps past No. 1 North Carolina in overtime in Cole Field House on Jan. 14 ... scored his career high tying and ACC career high of 12 points while grabbing a team-high nine rebounds in front of a supercharged home crowd ... played a season-high 34 minutes, was five-of-nine from the field, had three assists, no turnovers and committed only one personal foul ... started and played all five minutes of the overtime period and scored two points as Maryland outscored North Carolina, 13-7, to gain the victory ... it was a Mardesich put-back off a Rodney Elliott miss that tied the game with 46.2 seconds remaining and sent the game into the extra session ... he played the final 2:27 of regulation and the entire five minutes of the overtime period during which the Terps outscored the Tar Heels, 17-11 ... against No. 13 Florida State on Jan. 7, he scored six points and grabbed a career-high 10 rebounds in his best outing of the season ... scored what proved to be the game-winning basket (after the Terps had trailed by as many 12 points in the second half) as he scored on a dunk from Laron Profit ... scored nine points and grabbed a career-high tying 10 rebounds as the Terps closed the regular season with a victory over Temple in Baltimore on Feb. 28 ... first double-digit scoring game included 10 points with five rebounds in his third collegiate game against Mt. St. Mary's (Nov. 22).

1996-97

Redshirt season ... signed to play at Maryland in the fall 1995 signing period.

WORCESTER ACADEMY

Team captain and Most Valuable Player as he led Worcester to the New England Prep School Class A Tournament during his only season there (1995-96) ... averaged just over 19 points, 13 rebounds, six assists and five blocks per game during his prep season at Worcester ... over the final five games of the season (including the postseason), he averaged 33 points and 18 rebounds ... also earned varsity letters in volleyball and water polo while at Worcester Academy ... played for coach Tom Blackburn ... also played as a starter for the nationally renowned Boston Amateur Basketball Club for head coach Lea Papile ... first played at Cole Field House when the BABC won the Charlie Weber Tournament in September of 1995 ... named a high school basketball senior All-America by Bill Buchalter of *College Sports Magazine* ... was a starter and helped lead the Boston entry to the championship of the 1996 Boston





Shootout ... played in the Beantown Collegiate Pro-Am league with Rick Fox and David Wesley, formerly of the Boston Celtics.

HIGH SCHOOL

Graduated in 1995 from Conroe High School in Texas ... underwent dramatic growth spurts during his prep career, growing from 6-3 at the end of his junior season to 6-11 at the beginning of his senior season ... was nominated as a member of the McDonald's All-American team following his senior season at Conroe ... averaged 17.6 points, 13.4 rebounds, 3.7 blocks, 2.3 steals and 1.9 assists while shooting .640 from the field and .790 from the free-throw line his senior season ... led the Greater Houston area in rebounding while at Conroe ... a unanimous all-star selection as he earned All-Greater Houston, all-county and all-district honors while being named team MVP ... was coached by Tommy Johnson at Conroe.

PERSONAL

Mike Mardesich (pronounced MARR-duh-sich) ... born on July 29, 1977 ... son of Renee and Mitch Mardesich who live in Bethesda, Md. ... a brother, Curt, was a 6-6 swingman and graduate of Archbishop Carroll Catholic High School in Washington, D.C. ... born in Lang Beach, Calif., lived briefly in Croatia (first grade) where cousins still reside, grew up in Boston and lived there until moving to Texas to begin his sophomore year at Conroe High ... was accepted at Harvard University when he was making his collegiate choices ... a French Honor Society student who speaks three languages fluently and has studied two more ... scored 1,300 on his SAT and carried an impressive 3.4 grade point average throughout his high school career ... enrolled in Maryland's honors college and was admitted to the college of business as a freshman ... will graduate with a double degree and four majors: international business, finance, logistics and marketing.




MIKE MARDESICH WITH SR. ASSOCIATE ATHLETIC DIRECTOR DENNIS HESSEL

MARDESICH GAME-BY-GAME 1999-2000 (JUNIOR)

Table with columns: Date, Opponent, G-GS, Min., FGA, Pct., 3FGA, Pct., FT-A, Pct., O-D, Tot, PF, A, TO, B, S, Pts. Lists game-by-game performance for the 1999-2000 season.

MARDESICH GAME-BY-GAME 1998-99 (SOPHOMORE)

Table with columns: Date, Opponent, G-GS, Min., FGA, Pct., 3FGA, Pct., FT-A, Pct., O-D, Tot, PF, A, TO, B, S, Pts. Lists game-by-game performance for the 1998-99 season.



LONNY Baxter

35

ALL-AMERICA CANDIDATE

'99-00 PPG: 15.6, RPG: 8.8
FORWARD/CENTER
SILVER SPRING, Md.
(ANACOSTIA/HARGRAVE MILITARY)
6-8 • 260 • JUNIOR, 2V

ON BAXTER
Returning first team All-ACC selection who earned tremendous credit for the Terps' dominance in 1999-2000 ... also named to the ACC All-Tournament team ... All-America candidate alongside teammates Terence Morris and Juan Dixan ... preseason candidate for the Naismith and Wooden Ployer of the Year Awards, and ranked as one of the top centers in the country ... third-best center in the nation as projected by *The Sporting News* ... a powerful bruiser who exhibits offensive touch with the ball and who is difficult to move from under the bucket ... noted particularly for his muscle on the offensive boards ... started 45 of Terps' last 46 games dating to Feb. 10, 1999 ... 54.9 percent career shooter through two seasons.

WILLIAMS ON BAXTER
"Lonny has a great work ethic. He improved after his freshman year. He really did in the off-season what he had to do to get ready to play this past season. He's a very strong, physical player. He's a very tough player who hates to lose, but I think the key thing for Lanny is he never really feels that he's reached a certain level. Even though he made first team all-league, he still wants to work on his game and improve some things. I agree with Lanny. Even though he had a great sophomore year, he has a tremendous upside to his game. There are a lot more things on the court I expect him to do. He will continue to expand his role before we get into his senior year."

1999-00
One of just two players to start all 35 games ... first team All-ACC as a sophomore ... ACC All-Tournament honoree with 16.3 points and 8.0 rebounds per game ... ACC season leader in offensive rebounds (3.6) ... second in ACC in field goal percentage (.533) and rebounds, and third with 2.3 blocks per game ... Terps' leading rebounder with 8.8 boards per game ... second on team with 15.6 points per game ... most blocks (79) by a Maryland sophomore behind Joe Smith's 97 in 1995 ... third in Terrapin rebounds (308) by a sophomore behind Smith (362 in '95) and Len Elmore (351 in '72) ... 12 double-doubles as a sophomore including a career-high 31 points with 10 boards vs. NC State on Nov. 6 in College Park ... had 14 points and a career-high 16 rebounds in a home loss to Duke ... had double-doubles in three of his last five games including a 24-point, 10-rebound effort vs. Florida State in the ACC Tournament opener ... joined teammate Terence Morris as the only Terps ever to record back-to-back double-doubles in NCAA Tournament games ... 12 points and 11 boards

vs. Iowa ... 22 points, 10 boards vs. UCLA ... also led the Terps in field goal percentage, blocks and free throws attempted ... second on the team in field goals and attempts ... averaged 25.3 points in a four-game ACC stretch from Jan. 29 to Feb. 9 including four games of 20 points or

more and his career scoring high vs. NC State ... registered 10 20-point games ... reached double figures in 32 of 35 games ... reached double figures in the first half in 14 games.



33) against the eight ranked teams on Maryland's schedule ... shot 50 percent or better from the field in 20 of his 32 games for the season ... scored 18 points against Florida State in his first ACC Tournament game in 24 minutes of play ... scored 16 against Creighton as the Terps defeated the Blue Jays to advance to the "Sweet 16" of the NCAA



Tournament for the fourth time in the last six years ... recorded 28 points and 15 rebounds in three games during the NCAA Tournament ... averaged double figures, 10.4 points per game, in five postseason games.

HARGRAVE MILITARY ACADEMY

Spent one post-graduate season at Hargrave ... averaged 21 points and 11 rebounds and two blocked shots while shooting 85 percent from the foul line and 48 percent from the field ... helped lead Hargrave to a 23-1 record ... played alongside Korleone Young who bypassed college and was a 1998 NBA draft choice of the Detroit Pistons ... ranked among the top-12 post player prospects in the nation by recruiting expert Bob Gibbons ... scored his season high of 28 points and grabbed 15 rebounds against Fork Union Military Academy on Dec. 12 ... selected to the all-star team at the prestigious Adidas/ABCD camp prior to his 1997-98 season at Hargrave ... averaged 14.9 points and 7.2 rebounds to place among the top three players in the camp in both categories ... played in the Big-Time Tournament in Las Vegas, Nev., prior to his post-graduate season at Hargrave ... led Washington Team Assault to the championship game of the 1997 BET Pro-Am D.C. Summer Classic Tournament ... coach was Scott Shepherd.

ANACOSTIA

Graduated in 1997 from Anacostia High in Washington, D.C. ... averaged 18.2 points and eight rebounds during his only season at the school ... second-team All-Metro by the *Washington Post* ... led Anacostia to the D.C. city championship in a game played in his future home at Cole Field House ... was selected MVP of the city championship game as he scored a career-high 35 points, grabbed 12 rebounds and blocked two shots ... Baxter made 13-of-20 shots during the game ... Anacostia, which finished with a 26-8 record, was the No. 1-ranked team in the area at the end of the season as selected by the *Washington Post* ... scored 30 points, grabbed eight rebounds and blocked four shots as Anacostia defeated Cardozo for the DCIAA championship ... helped the Indians to the championship of the Bullis School Holiday Classic ... Baxter scored 20 points in the championship final to help lead Anacostia past the host school, Bullis ... played as a member of the Capital All-Star team in the Capital Classic at MCI Center at the conclusion of his senior season ... coach was Thomas Horgrove ... At Richard Montgomery: Played his junior season at Richard Montgomery High School in Rockville, Md. ... first team All-Montgomery County selection by the *Washington Post*.



PERSONAL

Lonny Leroy Baxter ... born Jan. 27, 1979 ... he is the son of Edno Hughes and Lonny Baxter, Sr. ... majoring in letters and sciences.

BAXTER'S CAREER HIGHS

Category	#	Opponent/Date
Points	31	vs. NC State, 2-6-00
FG	14	vs. NC State, 2-6-00
FGA	23	vs. Duke, 1-9-00
3FG	1	vs. Florida State, 1-27-99
	1	vs. Clemson, 2-24-99
3FGA	1	vs. Florida State, 1-27-99
	1	vs. Clemson, 2-24-99
FT	9	at Clemson, 2-22-00
FTA	13	vs. NC State, 3-11-00
Rebounds	16	vs. Duke, 1-9-00
Assists	6	at Duke, 2-9-00
Blocks	7	vs. NC State, 2-6-00
Steals	4	at Florida State, 2-27-99
Minutes	38	vs. Winthrop, 12-7-99

BAXTER'S CAREER OVERALL STATISTICS

Year	GP-GS	Min.-Avg.	FGA	Pct.	3PA	Pct.	FT-A	Pct.	OR-DR	Reb-Avg.	PF-D	Ast	To	Blk	St	Pts.-Avg.
1998-99	32-10	463-14.7	82-137	.599	2-2	1.000	51-89	.573	40-76	116-3.6	75-0	18	29	24	22	217-6.8
1999-00	35-35	970-27.7	218-409	.533	0-0	.000	111-187	.594	126-182	308-8.8	118-4	31	64	79	34	547-15.6
CAREER	67-45	1433-21.4	300-546	.549	2-2	1.000	162-276	.587	166-258	424-6.3	193-4	49	93	103	56	764-11.4

BAXTER'S CAREER ACC STATISTICS

Year	GP-GS	Min.-Avg.	FGA	Pct.	3PA	Pct.	FT-A	Pct.	OR-DR	Reb-Avg.	PF-D	Ast	To	Blk	St	Pts.-Avg.
1998-99	15-5	278-18.5	41-70	.586	2-2	1.000	12-27	.445	22-33	55-3.7	43-0	10	24	14	7	96-6.4
1999-00	16-16	433-27.1	111-206	.539	0-0	.000	42-75	.560	62-73	135-8.4	60-3	14	27	40	16	264-16.5
CAREER	31-21	711-22.9	152-276	.562	2-2	1.000	54-102	.529	84-106	190-6.1	103-3	24	51	54	23	333-10.7

BAXTER'S CAREER NCAA TOURNAMENT STATISTICS

Year	GP-GS	Min.-Avg.	FGA	Pct.	3PA	Pct.	FT-A	Pct.	OR-DR	Reb-Avg.	PF-D	Ast	To	Blk	St	Pts.-Avg.
1998-99	3-3	42-14.0	9-19	.474	0-0	.000	10-15	.667	6-9	15-5.0	11-0	2	2	0	0	28-9.3
1999-00	2-2	52-26.0	13-26	.500	0-0	.000	8-13	.615	8-13	21-10.5	7-0	0	3	5	1	34-17.0
CAREER	5-5	94-18.8	22-45	.489	0-0	.000	18-28	.643	14-22	36-7.2	18-0	2	5	5	1	62-12.4



JUAN Dixon

3

ALL-AMERICA CANDIDATE

'99-00 PPG: 18.0, RPG: 5.5

GUARD

BALTIMORE, Md.

(CALVERT HALL)

6-3 • 164 • R-JUNIOR

ON DIXON

All-America candidate whose dynamic breakout season as a sophomore resulted in 18 points and nearly three steals per game ... rated the nation's top 1 or 2 shooting guard by multiple preseason publications ... Naismith and Wooden Player of the Year Award candidate alongside teammates Terence Morris and Lonny Baxter ... slashing scorer who creates well off the dribble and makes opportunities both for himself and for teammates ... described by teammates as "fearless" ... ACC leader in steals and second in scoring in just his first season as a college starter ... enters his junior season listed seventh on the Terps' career chart for steals (146).

WILLIAMS ON DIXON

"Juan has exceeded most people's expectations for what he was going to do. Now, the big thing for Juan is to come back and become a better player as a junior as he gets stronger. I think getting stronger will really help his game. Juan has established himself as one of the best guards in the ACC. He's very determined on the basketball court. He's one of the most positive players I've coached in terms of staying with his shot and not letting slumps or setbacks get in his way. He's very resilient."

1999-00

Honorable mention All-America guard ... first-team All-ACC ... ACC All-Defense first team ... first team ACC All-Tournament ... twice named ACC Player of the Week ... started all 35 games as a sophomore, leading the ACC in steals (2.7) and finishing second in the league with 18.0 points per game ... also was second in the league with a 19.8-point clip in ACC games only ... 630 points were the ninth-highest figure in Maryland history ... averaged a team-high 34.0 minutes per game ... also led Maryland with 49 3-point field goals ... was fourth in the ACC in free throw percentage (.790) and sixth in assists (3.6) ... his 96 steals rank as the second-best season total in Maryland history and established a new sophomore class record ... shot 46.2 percent overall and 36.3 percent from 3-point range ... 44.8 percent shooting from trey range in conference games ... scored in double figures in 32 of 35 games ... 20 points or more on 13 occasions, and at least 30 points three times ... career-high 33 points vs. Georgia Tech came on 12 of 17 shooting from the floor and 4 of 5 3-pointers on Feb. 16 ... also had 31 points in a road loss to the Yellow Jackets on Jan. 16 ... matched his 31-point effort in the Terps' 98-87 win at Duke on Feb. 9 ... shot 14 of 19 against Duke at Cameron Indoor Stadium ... opened the season with three

straight 20-plus career scoring performances — 20 vs. San Francisco, 25 vs. Tulane and 26 against Fairleigh Dickinson ... career rebounding high of 11 vs. Kentucky at Madison Square Garden ... notched first double-double with 18-point, 10-rebound effort against Coastal Carolina ... team leader in free throws (113) and percentage, shot 8 of 10 in NCAA first round game vs. Iowa ... was 10 of 12 at the stripe at Georgia Tech ... was perfect from the line in seven straight games from Nov. 22 to Dec. 7 ... buried career-best five field goals on three different occasions ... was 5 of 7 be-

hind the arc vs. Tulane, 5 of 10 at Temple, and 5 of 9 against North Carolina at Cole on Feb. 26 ... recorded three or more steals on 21 different occasions ... had six straight games of three or more steals from Jan. 27 at North Carolina to Feb. 13 at Temple.

1998-99

Earned honorable mention ACC All-Freshman honors as he averaged 7.4 points and 2.6 rebounds ... led all ACC freshmen in steals (50) and steals per game (1.5) ... his 50



steals ranks as the second-best single-season effort by a Maryland freshman behind only Johnny Rhodes' 71 during the 1993 season ... become the first freshman in school history to lead the Terps in free-throw percentage (.830) ... his 36 3-point shots made ranks tied as the second-best effort by a Maryland freshman ... his 97 attempts from beyond the arc also ranks second among all freshmen in school history ... Johnny Rhodes (59-173) is the freshmen leader in both categories during the 1993 season ... among the freshmen leaders in the ACC in 3-point shooting ... his 36 3-point shots made ranked fourth while his .371 shooting percentage ranked second only to Chris Dawson of Wake Forest among ACC freshmen ... began the season in strong fashion with 14 points, aided by four 3-pointers, against Western Carolina in his first college game ... enjoyed double-figure scoring in seven of his first 10 career games ... season-high of 18 points at Wake Forest on Jan. 31 ... was the second time during his freshman season that he led the Terps in scoring (also against AU Puerto Rico on Nov. 26) ... scored 14 points as Maryland defeated AU Puerto Rico in the first round of the Puerto Rico Shootout ... scored in double figures in all three games of the Shootout as the Terps won the championship ... averaged 12.3 points, 2.0 rebounds and 3.7 steals and shot 60.0 percent (12-20) from the field in the Terps' three-game sweep ... in his ACC debut, added 14 points in 16 minutes against Wake Forest in Cole Field House on Dec. 3 ... 12 points against DePaul in the championship game of the BB&T Classic on Dec. 8 ... hit two game-clinching free throws to lead Maryland past Virginia on Jan. 7 in Charlottesville ... his two free throws came with 3.4 seconds remaining and put the Terps up 71-66 ... scored seven points against Creighton in the second round of the NCAA Tournament ... played 17 minutes, scored five points and added one assist against St. John's in an NCAA Sweet 16 game.

DIXON GAME-BY-GAME 1999-2000 (SOPHOMORE)

Date	Opponent	G-GS	Min.	FGA	Pct.	3FGA	Pct.	FTA	Pct.	OD	Tot	PF	A	TO	B	S	Pts
N17	USF	1-1	34	9-17	.529	0-3	.000	2-3	.667	2-5	7	2	3	3	0	3	20
N19	Tulane	1-1	36	8-12	.667	5-7	.714	4-6	.667	0-3	3	2	5	4	0	3	25
N22	F. Dickinson	1-1	26	8-14	.571	1-3	.333	4-4	1.000	3-4	7	2	2	1	2	4	26
N24	Kentucky	1-1	35	3-17	.176	0-6	.000	2-2	1.000	6-5	11	2	2	6	0	2	8
N26	Natre Dame	1-1	31	3-11	.272	3-7	.428	2-2	1.000	2-3	5	2	5	3	0	6	11
N30	Iowa	1-1	35	7-12	.583	1-4	.250	3-3	1.000	1-4	5	0	4	4	1	3	18
D4	Illinois	1-1	38	8-16	.500	1-2	.500	2-2	1.000	2-6	8	0	2	9	0	5	19
D5	Geo. Washington	1-1	37	4-9	.444	1-4	.250	6-6	1.000	4-3	7	2	6	7	0	2	15
D7	Winthrop	1-1	33	5-15	.333	0-7	.000	6-6	1.000	1-2	3	4	3	2	0	1	16
D11	Kentucky	1-1	34	5-17	.294	0-2	.000	5-9	.556	2-5	7	3	3	3	0	3	15
D27	Georgie Mason	1-1	35	6-15	.400	0-1	.000	1-2	.500	1-1	2	3	4	2	0	2	13
D30	UMBC	1-1	25	3-8	.375	0-2	.000	0-0	.000	3-2	5	2	5	4	0	3	6
J2	Coastal Carolina	1-1	27	8-14	.571	0-2	.000	2-4	.500	8-2	10	2	5	3	1	0	18
J7	NC State	1-1	31	7-11	.636	0-1	.000	0-1	.000	1-6	7	2	1	4	0	3	14
J9	Duke	1-1	30	6-18	.333	0-3	.000	1-2	.500	0-4	4	0	1	4	1	1	13
J16	Georgia Tech	1-1	34	10-18	.556	1-2	.500	10-12	.833	3-3	6	2	1	3	0	3	31
J19	Wake Forest	1-1	37	9-18	.500	0-1	.000	0-0	.000	2-6	8	2	6	3	1	5	18
J22	Clemson	1-1	36	5-11	.455	4-7	.571	4-4	1.000	1-8	9	3	2	2	1	1	18
J27	North Carolina	1-1	37	8-20	.400	4-7	.571	2-2	1.000	3-0	3	2	2	5	0	3	22
J29	Florida State	1-1	32	7-14	.500	2-4	.500	7-8	.875	2-2	4	3	4	1	0	4	23
F2	Virginia	1-1	38	6-13	.462	0-1	.000	7-10	.700	1-2	3	3	6	6	1	4	19
F6	NC State	1-1	36	5-15	.333	0-2	.000	7-8	.875	3-1	4	1	6	3	0	5	17
F9	Duke	1-1	35	14-19	.737	0-1	.000	3-5	.600	2-3	5	2	2	4	0	3	31
F13	Temple	1-1	39	8-22	.364	5-10	.500	0-0	.000	4-3	7	3	4	6	0	4	21
F16	Georgia Tech	1-1	34	12-17	.706	4-5	.800	5-5	1.000	1-2	3	1	7	2	0	2	33
F19	Wake Forest	1-1	32	7-14	.500	3-6	.500	3-4	.750	0-0	0	4	3	3	0	4	20
F22	Clemson	1-1	37	4-9	.444	1-4	.250	2-2	1.000	0-4	4	1	1	3	0	1	11
F26	North Carolina	1-1	38	8-17	.471	5-9	.556	2-2	.000	1-3	4	4	4	1	2	2	23
M1	Florida State	1-1	32	5-14	.357	1-2	.500	3-4	.750	1-3	4	1	4	3	0	1	14
M4	Virginia	1-1	38	3-12	.250	1-3	.333	2-2	1.000	1-5	6	4	2	4	0	3	9
M10	Florida State-ACC	1-1	26	5-8	.625	0-1	.000	2-2	1.000	3-4	7	2	8	3	0	3	12
M11	NC State-ACC	1-1	34	9-14	.643	1-2	.500	2-5	.400	2-5	7	4	1	6	0	1	21
M12	Duke-ACC	1-1	37	8-15	.533	1-2	.500	2-2	1.000	4-1	5	3	2	2	0	3	19
M16	Iona-NCAA	1-1	32	5-12	.417	2-5	.400	8-10	.800	4-5	9	3	7	4	0	2	20
M18	UCLA-NCAA	1-1	39	6-18	.333	2-7	.286	2-4	.500	2-1	3	2	4	7	0	1	16

1997-98

Redshirt season ... originally signed with Maryland during the fall 1996 recruiting period ... began practice with the team in December 1997.

HIGH SCHOOL

Graduated in 1997 from Calvert Hall High School in Baltimore ... two-time All-Metro first-team selection by the *Baltimore Sun* ... All-Baltimore City/County first-team selection by the *Baltimore Sun* following his stellar junior and senior seasons ... All-Catholic League first-team and All-Catholic League Tournament selection ... scored 1,590 total career points ... scored 790 points and averaged 23.4 points and 4.5 rebounds during his senior season ... shot nearly 90 percent from the free-throw line as a senior ... averaged 21.9 points while shooting 47 percent from the field as a junior ... led Calvert Hall to the Catholic League Tournament finals during his sophomore, junior and senior seasons ... Calvert Hall won consecutive MIAA A conference championships with Dixon in the lineup ... named the Most Valuable Player at the Eastern States Christmas Tournament his senior season ... played in the Capital Classic at USAirways Arena ... scored a career-high 46 points against Washington, D.C., city champion and top-ranked Anacostia in December of his senior season in the Gonzaga/D.C. Boy's Basketball Classic ... his 46 points was a tournament record ... scored a game-high 26 points to lead Calvert Hall past Gaod Counsel, 56-49, in the opening round of the early season Towson Catholic Tip-Off Tournament ... named tournament Most Valuable Player as he rallied



JUAN DIXON WITH PAYROLL COORDINATOR KAREN WHITE



DANNY 15 Miller

'99-00 PPG: 8.5, RPG: 2.9**GUARD/FORWARD****MT. HOLLY, N.J.****(RANCOCAS VALLEY)****6-8 • 220 • JUNIOR****ON MILLER**

Third-year perimeter player who was one of four Terps to log over 1,000 minutes last season ... oft-unheralded player who has played key minutes and scored key baskets in each of his two college seasons ... tall and lanky at 6-8, possesses outstanding jumper ... classified as a guard, can also play a swing forward in smaller lineups.

WILLIAMS ON MILLER

"Danny did a lot of things for us last year that normally didn't show up on the scoreboard. He's very versatile. He's almost like a utility infielder in baseball where he plays a lot of positions for you and doesn't get a lot of recognition. He had some big games for us. He was able to step up his offense when we needed him. This is a big year for Danny as a junior in the program, having played a lot last year as a starter and really contributing the year before as a freshman. Now we expect him to take it to the next level this year."

1999-00

Started in all 34 games he played, averaging 8.5 points, 2.9 rebounds and 2.7 assists ... winner of Maryland's "Unsung Hero" postseason award ... shot 44.9 percent from the floor and 35.8 percent from 3-point range ... was one of five Terps with 30 or more 3-pointers, hitting 34 in 95 attempts ... fifth-most 3-pointers ever made by a Maryland sophomore ... career-high 20 points in regular season finale at Virginia ... shot 9 of 12 from the floor before fouling out in overtime ... 11 games in double figures ... scored then-career-high 16 points including all four 3-point attempts in upset win at No. 3 Duke ... added two blocks and five rebounds in win at Durham ... also had 16 points in non-conference tilt vs. UMBC ... career highs of seven rebounds and eight assists vs. Fairleigh Dickinson ... registered four steals apiece against both San Francisco and Winthrop ... played 40 of 45 minutes in Virginia overtime game ... played 38 minutes at Duke ... missed the NCAA Tournament game vs. Iowa with a sprained left ankle.

1998-99

One of only two Terp freshmen to play in all 34 games during his true freshman season ... averaged 4.2 points and 2.1 rebounds ... his 13 3-point field goals were the 13th-best single season total by a freshman in school history while his 39 3-point shot attempts ranked as the fifth-highest total by a Maryland freshman ... Miller's 34 steals ranked as the eighth-highest total by a Terp freshman ...

averaged 14.3 minutes per game ... averaged 13.4 minutes in the first 22 games of the season; 16.9 in the final 10 games of the season; 20.2 over the last five; and 21.0 in the Terps' three-game NCAA Tournament run ... one of only five ACC freshmen to play in 34 or more games during the 1998-99 season ... ranked fifth among league freshmen

with a .482 field goal shooting percentage ... shot .513 percent (20-39) from the field in the last 10 games of the season after shooting .423 (22-52) in the first 22 games ... averaged 7.6 points and 2.6 rebounds in five postseason games ... season-high of 14 points in the Terps' victory over AU Puerto Rico in the opening round of the Puerto Rico





... but double-figure scoring came in back-to-back games of the ACC Tournament against Florida State, 10 points and No. 15 North Carolina, 11 ... nine of his 11 points against UNC came during the Terps' frantic second-half comeback attempt against the Tar Heels ... also had three steals and a pair of assists within the run that will be remembered as one of the greatest in ACC Tournament history ... scored 11 points against Virginia (Feb. 6) ... career high of seven rebounds come against Hofstra on Nov. 20 ... season high of four assists come in home games against North Texas and Florida State ... had three steals three times including his first college game vs. Western Carolina, the ACC Tournament bout with UNC and an NCAA Tourney tussle with Creighton.

HIGH SCHOOL

Graduated in 1998 from Rancocas Valley High ... averaged 20.5 points, 7.9 rebounds and 3.4 assists per game while shooting 45.1 percent from the floor as a senior ... a consensus All-America selection his senior season who appeared on all of the national lists of the top prep players ... selected as a member of the McDonald's All-America team, the USA Today Super 25 squad and the Parade Magazine and Street and Smith's Magazine All-America teams ... was selected as one of only 24 players from among 1,500 nominees from across the nation to participate in the McDonald's Game ... also named the South New Jersey Player of the Year ... the top high school guard in the state of New Jersey ... was ranked among the nation's top 15 high school players by nationally renowned Bob Gibbons' recruiting services throughout his senior season and was ranked as the 11th-best player by the end of the year by the Gibbons service ... led Rancocas Valley to state championships during his sophomore and senior seasons ... RV won the Burlington County Scholastic League Liberty Division title, the South Jersey and state Group IV Championships and advanced to the semifinals of the state Tournament of Champions ... averaged 28.0 points and 12 rebounds in the playoffs during his senior season ... established the single-season school record for points in a single season (609) and points in a career (1,508) ... played in 12 state tournament games and led RV to a perfect 12-0 record ... led RV to a 69-14 overall record during his three-year varsity career ... his 18.4 points per game career scoring average is also a school record ... scored six double/doubles as a senior ... in establishing the school career record with 1,508 points, he broke the previous record which had stood for 34 years ... scored 16 points, grabbed 12 rebounds and added six assists as RV defeated JFK of Paterson in the state championship game ... Miller was named the tournament MVP ... averaged 28.3 points, 8.3 rebounds and 4.7 assists as a junior at RV ... played with the New Jersey All-Stars AAU team.

PERSONAL

Daniel Brian Miller ... born March 18, 1980 ... son of Rose and Mick Miller ... father is an accountant and mother is a nurse ... his older brother, Greg, is a senior guard at the University of Delaware ... father, Mick, and a brother, Mike, both played at Muhlenberg College in Allentown, Pa ... majoring in letters and sciences.

MILLER GAME-BY-GAME 1999-2000 (SOPHOMORE)

Date	Opponent	G-GS	Min.	FG-A	Pct.	3FG-A	Pct.	FT-A	Pct.	O-D	Tot	PF	A	TO	8	S	Pts
N17	USF	1-1	27	3-5	.600	0-2	.000	0-1	.000	1-1	2	2	2	1	0	4	6
N19	Tulane	1-1	29	1-1	1.000	0-0	.000	2-2	1.000	0-1	1	1	2	0	0	0	4
N22	F Dickinson	1-1	25	5-10	.500	0-2	.000	0-2	.000	0-7	7	4	8	5	0	1	10
N24	Kentucky	1-1	24	2-6	.333	2-2	1.000	0-0	.000	1-0	1	4	0	0	0	1	6
N26	Natre Dame	1-1	32	4-10	.400	2-6	.333	2-5	.400	1-3	4	2	0	3	0	1	12
N30	Iowa	1-1	35	5-8	.625	3-6	.500	1-2	.500	1-4	5	3	7	4	1	2	14
D4	Illinois	1-1	31	3-8	.375	2-3	.667	1-2	.500	0-4	4	4	1	3	1	1	9
D5	Geo. Washington	1-1	30	4-6	.667	0-1	.000	1-2	.500	2-2	4	5	3	1	0	2	9
D7	Winthrop	1-1	36	3-8	.375	2-4	.500	0-0	.000	1-1	2	3	1	3	0	4	8
D11	Kentucky	1-1	33	1-8	.125	0-2	.000	0-0	.000	2-0	2	4	6	0	1	3	2
D27	George Mason	1-1	35	2-3	.667	1-1	1.000	1-2	.500	0-3	3	1	1	1	1	2	6
D30	UMBC	1-1	29	5-9	.556	2-4	.500	4-4	1.000	0-2	2	2	3	1	1	2	16
J2	Coastal Carolina	1-1	25	4-7	.571	2-4	.500	3-3	1.000	1-1	2	2	2	1	0	0	13
J7	NC State	1-1	31	5-9	.556	1-3	.333	1-1	.500	0-3	3	4	2	3	0	2	12
J9	Duke	1-1	33	2-8	.250	1-2	.500	1-2	.500	1-2	3	4	4	2	1	2	6
J16	Georgia Tech	1-1	33	3-6	.500	2-3	.667	0-0	.000	0-2	2	3	1	1	0	0	8
J19	Wake Forest	1-1	34	4-8	.500	0-0	.000	0-0	.000	1-3	4	2	4	0	1	2	8
J22	Clemson	1-1	33	6-17	.353	3-13	.231	0-2	.000	1-1	2	2	4	2	0	0	15
J27	North Carolina	1-1	27	1-5	.200	0-2	.000	2-2	1.000	1-1	2	3	2	2	0	0	4
J29	Florida State	1-1	30	4-5	.800	0-0	.000	2-3	.667	0-1	2	2	2	1	0	2	10
F2	Virginia	1-1	35	5-6	.833	1-1	1.000	3-4	.750	1-2	3	3	5	5	1	0	14
F6	NC State	1-1	35	4-6	.667	1-2	.500	0-0	.000	0-4	4	2	3	3	0	2	9
F9	Duke	1-1	38	6-9	.667	4-4	1.000	0-0	.000	3-2	5	1	3	0	2	1	16
F13	Temple	1-1	34	2-8	.250	0-5	.000	0-0	.000	1-2	3	1	3	6	0	1	4
F16	Georgia Tech	1-1	33	2-8	.250	1-3	.333	1-1	1.000	2-1	3	1	6	2	0	1	6
F19	Wake Forest	1-1	34	3-9	.333	1-4	.250	0-0	.000	2-1	3	3	1	2	1	0	7
F22	Clemson	1-1	32	1-3	.333	1-2	.500	2-4	.500	1-2	3	4	3	0	0	1	5
F26	North Carolina	1-1	33	3-9	.333	0-1	.000	3-4	.750	0-1	1	2	2	0	0	1	9
M1	Florida State	1-1	26	2-5	.400	0-1	.000	2-2	1.000	0-1	1	5	1	0	0	1	6
M4	Virginia	1-1	40	9-12	.750	1-3	.333	1-1	1.000	0-3	3	5	2	4	0	2	20
M10	Florida State-ACC	1-1	29	3-11	.273	1-4	.250	0-0	.000	2-0	2	1	3	0	1	1	7
M11	NC State-ACC	1-1	32	1-3	.333	0-0	.000	0-0	.000	1-5	6	3	1	3	0	0	2
M12	Duke-ACC	1-1	9	1-5	.200	0-3	.000	0-0	.000	1-1	2	0	0	0	0	1	2
M18	UCLA-NCAA	1-1	26	2-6	.333	0-2	.000	1-1	1.000	2-2	4	0	4	2	0	2	5



DANNY MILLER WITH ASSOCIATE ATHLETIC DIRECTOR KATHLEEN WORTHINGTON



MILLER GAME-BY-GAME 1998-99 (FRESHMAN)

Date	Opponent	G-GS	Min.	FG-A	Pct.	3FG-A	Pct.	FT-A	Pct.	O-D	Tot	PF	A	TO	B	S	Pts
N14	Western Carolina	1-0	17	3-6	.500	0-3	.000	2-3	.667	1-1	2	2	0	6	1	3	8
N17	UMBC	1-0	13	3-4	.750	1-2	.500	1-3	.333	1-4	5	3	1	1	0	1	8
N20	Hofstra	1-0	20	1-3	.333	0-1	.000	3-5	.600	1-6	7	1	0	0	0	1	5
N23	Duquesne	1-0	14	1-3	.333	0-0	.000	3-4	.750	0-3	3	1	1	0	0	0	5
N26	AU Puerto Rico	1-0	18	6-9	.667	2-3	.667	0-2	.000	3-2	5	0	1	1	0	0	14
N27	UCLA	1-0	10	0-0	.000	0-0	.000	0-0	.000	0-0	0	2	1	1	0	1	0
N28	Pittsburgh	1-0	11	1-2	.500	0-1	.000	0-1	.000	0-2	1	1	0	2	0	1	2
D3	Wake Forest	1-0	15	1-3	.333	1-2	.500	0-0	.000	0-0	0	3	2	0	0	1	3
D6	Stanford	1-0	16	2-4	.500	2-2	1.000	0-0	.000	1-0	1	2	1	0	1	0	6
D7	DePaul	1-0	15	0-0	.000	0-0	.000	0-1	.000	3-2	5	0	3	0	0	0	0
D12	Kentucky	1-0	12	0-2	.000	0-1	.000	0-0	.000	0-1	1	5	0	1	0	0	0
D19	Princeton	1-0	13	3-4	.750	0-0	.000	0-0	.000	0-0	0	2	1	1	0	2	6
D23	North Texas	1-0	15	3-7	.429	0-3	.000	0-0	.000	1-2	3	0	4	2	1	2	6
D27	South Carolina St.	1-0	12	1-2	.500	0-1	.000	1-2	.500	1-1	2	0	0	1	1	1	3
J3	Duke	1-0	5	0-0	.000	0-0	.000	0-0	.000	0-0	0	3	1	1	0	0	0
J7	Virginia	1-0	11	0-3	.000	0-1	.000	0-0	.000	1-1	2	3	0	3	0	1	0
J10	NC State	1-0	16	2-2	1.000	0-0	.000	2-4	.500	2-1	3	3	0	2	1	1	6
J13	North Carolina	1-0	5	0-1	.000	0-0	.000	2-2	1.000	0-1	1	0	0	0	0	0	2
J19	Georgia Tech	1-0	7	0-1	.000	0-0	.000	1-2	.500	0-1	1	0	1	0	0	0	1
J24	Clemson	1-0	8	0-0	.000	0-0	.000	0-0	.000	0-1	1	0	0	0	0	2	0
J27	Florida State	1-0	16	1-4	.250	1-2	.500	0-0	.000	0-5	5	1	4	1	0	1	3
J31	Wake Forest	1-0	18	1-3	.333	1-3	.333	0-0	.000	0-0	0	1	1	0	0	0	3
F3	Duke	1-0	12	0-1	.000	0-1	.000	1-2	.500	0-0	0	2	2	0	0	1	1
F6	Virginia	1-0	19	4-7	.571	3-4	.750	0-0	.000	1-0	1	1	2	0	0	1	11
F10	NC State	1-0	19	1-1	1.000	0-0	.000	0-0	.000	0-1	1	3	3	0	0	0	2
F13	North Carolina	1-0	11	2-3	.667	0-1	.000	0-0	.000	0-3	3	2	2	2	1	0	4
F21	Georgia Tech	1-0	15	2-2	1.000	0-0	.000	0-2	.000	1-2	3	1	3	2	0	2	4
F24	Clemson	1-0	13	0-3	.000	0-2	.000	0-0	.000	0-0	0	2	1	0	1	1	0
F27	Florida State	1-0	10	1-1	1.000	0-0	.000	1-2	.500	1-2	3	1	1	1	0	0	3
M5	Florida State-ACC	1-0	20	4-7	.571	0-1	.000	2-5	.400	2-1	3	1	3	1	0	2	10
M6	North Carolina-ACC	1-0	18	4-7	.571	1-2	.500	2-2	1.000	2-2	4	3	2	1	0	3	11
M11	Valparaiso-NCAA	1-0	20	3-6	.500	0-0	.000	1-2	.500	0-2	2	0	0	2	0	2	7
M13	Creighton-NCAA	1-0	24	1-6	.167	0-2	.000	2-2	1.000	2-2	4	3	1	4	0	3	4
M18	St. John's-NCAA	1-0	19	2-3	.667	1-1	1.000	1-1	1.000	0-0	0	4	1	2	1	1	6

MILLER'S CAREER HIGHS

Category	#	Opponent/Date	Rebounds	7	vs. F. Dickinson, 11-22-99
Points	20	vs. Virginia, 3-4-00	7	vs. Hofstra, 11-20-98	
FG	9	vs. Virginia, 3-4-00	Assists	8	vs. F. Dickinson, 11-22-99
FGA	17	vs. Clemson, 1-22-00	Blocks	2	at Duke, 2-9-00
3FG	4	at Duke, 2-9-00	Steals	4	vs. USF, 11-17-99
3FGA	13	vs. Clemson, 1-22-00	Minutes	40	vs. Virginia, 3-4-00
FT	4	vs. UMBC, 12-30-99			
FTA	5	several times			

MILLER'S CAREER OVERALL STATISTICS

Year	GP-GS	Min.-Avg.	FG-A	Pct.	3PA	Pct.	FT-A	Pct.	OR-DR	Reb-Avg.	PF-D	Ast	To	Blk	St	Pts.-Avg.
1998-99	34-0	487-14.3	53-110	.482	13-39	.333	25-47	.532	24-48	72-2.1	57-1	44	38	8	34	144-4.2
1999-00	34-34	1048-30.8	111-247	.449	34-95	.358	34-52	.654	30-69	99-2.9	88-3	92	61	12	45	290-8.5
CAREER	68-34	1614-23.7	164-357	.459	47-134	.351	59-99	.596	54-117	171-2.5	145-4	136	235	20	79	434-6.4

MILLER'S CAREER ACC STATISTICS

Year	GP-GS	Min.-Avg.	FG-A	Pct.	3PA	Pct.	FT-A	Pct.	OR-DR	Reb-Avg.	PF-D	Ast	To	Blk	St	Pts.-Avg.
1998-99	16-0	200-12.5	15-35	.429	6-16	.375	7-14	.500	6-18	24-1.5	26-0	24	12	3	11	43-2.7
1999-00	16-16	527-32.9	60-125	.480	17-44	.386	18-26	.692	13-30	43-2.7	46-2	45	27	6	17	155-9.7
CAREER	32-16	727-22.7	75-160	.469	23-60	.383	25-40	.625	19-48	67-2.1	72-2	69	39	9	28	198-6.2

MILLER'S CAREER NCAA TOURNAMENT STATISTICS

Year	GP-GS	Min.-Avg.	FG-A	Pct.	3PA	Pct.	FT-A	Pct.	OR-DR	Reb-Avg.	PF-D	Ast	To	Blk	St	Pts.-Avg.
1998-99	3-0	63-21.0	6-15	.400	1-3	.333	4-5	.800	2-4	6-2.0	7-0	2	8	1	6	18-6.0
1999-00	1-0	26-26.0	2-6	.333	0-2	.000	1-1	1.000	2-2	4-4.0	0-0	4	2	0	2	5-5.0
CAREER	4-0	89-22.3	8-21	.381	1-5	.200	5-6	.833	4-6	10-2.5	7-0	6	10	1	8	23-5.8



BYRON Mouton

'98-99 PPG: 11.4, RPG: 3.5

GUARD/FORWARD

RAYNE, LA.

(RAYNE/TULANE)

6-6 • 215 • R-JUNIOR

ON MOUTON

Second-year player at Maryland who begins his first eligible season on the court ... a transfer student-athlete from Tulane who sat out the 1999-2000 season under NCAA rules ... averaged 13.5 points and 3.7 rebounds in 54 career games for the Green Wave ... was considered to be the prize catch of Tulane's 1997-98 recruiting class ... an inside scoring threat with great skills and athletic ability.

WILLIAMS ON MOUTON

"Byron had a very good year last season in terms of contributing to the team. What I learned about Byron is how much he loves to play basketball. He really enjoys the competition, even in practice situations. I think Byron gives us the depth in the back court that we might not have had last year and he gives us a physical presence. He's our biggest guard and he's a tough guy and potentially a very good defensive player. In practice he's shown he really can score, so hopefully he'll transfer that into the game."

1999-00

Redshirt season.

1998-99

Was Tulane's leading scorer with an 11.4 points per-game average in 25 games played ... tied for the team lead with 15 double-figure scoring games ... two 20-point scoring games ... equaled his career high of eight rebounds against DePaul on Jan. 20 ... led the Green Wave against DePaul with 11 points in the C-USA Tournament on March 5 ... scored 15 points in a double-overtime victory over South Florida on Feb. 27 ... was five-of-10 from the field including three-of-four from 3-point range against the Bulls ... scored seven points and grabbed four rebounds at NC State on Feb. 21 as the Green Wave played in the final game at historic Reynolds Coliseum ... recorded a career-long consecutive-games streak with at least one 3-point shot made which included the final four games of his freshman season and the first five games of his sophomore season.


1997-98

Named to the Conference USA All-Freshman team as he led Tulane in scoring (15.3 ppg) ... invited to the USA men's national team trials ... was the runner-up to former Saint Louis star Larry Hughes for C-USA Freshman of the Year honors ... called one of the Top 15 first-year basketball phenoms by *Sports Illustrated* ... averaged a team-leading 31.3 minutes played in 29 games ... his 444 points ranked as the second-highest scoring total by a Tulane freshman ...

led or co-led the team in scoring 16 times and was the only double figure scorer on the team ... scored a career-high 31 points as Tulane defeated Southern Mississippi on Feb. 5 ... hit five consecutive 3-point shots in regulation and a buzzer-beating 3-pointer to send the game into a second overtime ... was a perfect 10-of-10 from the free-throw line to tie the school record for single-game perfection against UNC-Charlotte on Feb. 9 ... 24 points came twice: Nov. 17 at Tulsa and Dec. 20 vs. Alabama ... scored 23 points at Hawaii on Dec. 6 and 18 against Long Beach State on Dec. 7 in earning all-tournament team honors at the Hawaii PowerBar Invitational ... led the Green Wave with 16 points and a career-high eight rebounds against Rhode Island on Jan. 15 ... tied his career rebounding high against South Florida three games later on Jan. 24 ... scored 20 points on three-of-four shooting from the 3-point line at UAB on Feb. 14.

HIGH SCHOOL

Graduated from Rayne High School in 1997 ... averaged 31.7 points, 9.5 rebounds, 4.0 assists and 3.4 steals as a senior ... shot 57 percent from the floor and 88 percent from the free throw line during his senior season ... was ranked as one of the top 25 recruits as a high school senior in 1997 ... was the Class 3A Player of the Year as a junior and senior ... selected as the All-Acadonia Player of the Year by the *Lafayette Daily Advertiser* ... ranked as the 15th best player in the class of 1997 by *Prep Stars Recruiters' Handbook* ... rated No. 29 by Bob Gibbons' *All-Star Sports Report* ... averaged 32.0 points and 13.2 rebounds as a junior, 27.3 points and 11.0 rebounds as a sophomore and 19.3 points and 7.5 rebounds as a freshman on the varsity squad ... led Rayne to a cumulative record of 125-21 (.856) and the state championship since his sophomore season ...





STEVE 25 Blake

'99-00 PPG: 7.0, APG: 6.2

GUARD

MIAMI LAKES, FLA.

(OAK HILL (VA.) ACADEMY)

6-3 • 160 • SOPHOMORE

ON BLAKE

Sophomore guard who rose to national and ACC prominence in his first college season ... stepped into a starting role from the time he arrived on campus and never relinquished his position ... earned ACC postseason honors as a freshman ... earned a silver medal during summer 2000 as a member of the USA Basketball World Championships Qualifying Team.

WILLIAMS ON BLAKE

"Steve come in under a lot of pressure last year because he had to play. Losing Steve Francis and Terrell Stakes, that left Steve as the only pure point guard in the program. To come in and do what he did as a freshman in terms of being tough with the ball and playing good defense, it was a big plus for us last year. It was critical to our success. His offense really got stronger as the year went on. He's starting from a very good position this year in terms of what he can do as a point guard. He's going to be asked to do more things this year, but I think Steve's the type of player that likes that responsibility."

1999-00

ACC All-Freshman Team, honorable mention All-ACC and honorable mention ACC All-Defensive Team ... starting point guard for 33 of 35 games played during his first college season ... led Terps with 6.2 assists and was third among all NCAA freshmen ... the fifth freshman ever to lead the Terps in assists ... second on the team with 2.0 steals ... fourth in the ACC in both steals and assists ... finished third in the ACC with a 1.71 assist-to-turnover ratio ... set Terrapin freshman record with 217 assists while tying the class mark with 71 steals ... supplanted former Terp great John Lucas as the freshman assists leader ... become just the fourth Maryland player ever to surpass 200 assists in a season ... finished his freshman campaign with the second-best assist figure in Maryland history, just four shy of record-holder Keith Gotlin's 221 in 1985 ... his steals were sixth all-time, tied with current Horlem Globetrotters star Johnny "Ace" Rhodes ... was second on Terps with 37 3-point field goals, and fifth in scoring with 7.0 points per game ... was fourth on the club with 3.0 rebounds per contest ... 37 3FGs are second-best figure by a Maryland freshman ... increased his scoring as the season continued, scoring in double figures in four straight games entering the ACC Tournament (14.3 avg.) ... one of four Terrapin starters to average at least 30 minutes per game (31.9) ... scored his career-high 17 points in a March 1 home win over Florida State ... also added 10 assists for a double-double in points and assists against the

Seminole ... posted career-high 11 assists vs. Tulane and Illinois ... had 10 vs. Florida State, and three games with nine assists (at NC State, at UNC, at Wake Forest).

HIGH SCHOOL

Graduated from Oak Hill Academy in 1999 ... compiled an amazing 100-4 high school record between three different schools ... All-Americo honorable mention selection following his senior season by *USA Today* ... named the runner-up for the "Mr. Basketball" award in the state of Virginia following his senior season at Oak Hill ... ranked as the second-best prep point guard by recruiting analyst Bob Gibbons ... ranked as the sixth-best point guard entering the collegiate ranks in 1999-00 by recruiting expert Brick Oettinger ... named as the 44th-best overall player in the prep class of 1999 by *Recruiter's Handbook* and the *ACC Area Sports Journal* ... in the final game of his career, Blake led a team of ACC future stars past a team of future SEC stars, 145-115, in Reynolds Coliseum on the NC State campus in the Filo/USA Hoops Challenge ... helped lead the Capital team to victory in the D.C.-area Capital Classic.

OAK HILL ACADEMY

Started at point guard and averaged 8.8 points and 7.3 assists as Oak Hill was named the high school national cham-

pion by *USA Today*, *ESPN* and the *Associated Press* ... Oak Hill continued its outstanding tradition with a perfect 31-0 record, becoming the school's third undefeated team in the last nine seasons ... Oak Hill defeated seven of the top 25 nationally ranked teams during the season ... scored 16 points and added 10 assists as Oak Hill defeated Mt. Zion (N.C.) to win the championship of the Reebok Invitational/Los Vegas Holiday Tournament ... named to the all-tournament team at Los Vegas ... averaged 6.3 assists in three games as Oak Hill won the Gloxo-Wellcome Holiday Tournament in Raleigh, N.C. ... credited with six assists as Oak Hill defeated Christ the King (N.Y.) in the championship game ... season-high 13 assists came at Minnetonka (Minn.) High School on Jan. 30 ... coach at Oak Hill was Steve Smith.

MIAMI SENIOR

The starting point guard at Miami Senior High School as a junior ... led Miami Senior to a 36-1 record and the 6A Florida state championship ... team was ranked No. 4 in the final rankings by *USA Today* ... was an honorable mention All-Americo selection by *USA Today*, all-state second-team selection, all-county first-team choice and a member of the state championship series all-tournament team ... all-tournament team selection of the Iolani Tournament (Ha-





wait) ... was selected to the all-tournament team and named the most valuable player at the Chelsea Tournament (Boston) ... scored 14 points, 12 from 3-point range, as Miami won the 1998 state championship ... scored 17 points for Miami Senior while defeating Dillard in the Wilt Chamberlain Rising Star Shootout with the tournament's namesake in attendance ... played for coach Frank Martin ...

MIAMI KILLIAN

Played on the varsity as a freshman and sophomore at Miami Killian ... starting point guard who led Killian to a 33-3 record and to the semifinals of the 6A state tournament ... the first point guard to take Killian to the state semifinals in 19 years ... named to the state championship series all-tournament team and was an all-state honorable mention selection ... earned all-tournament team honors in the junior Orange Bowl Classic as a freshman and sophomore ... all-county first-team as a sophomore and second-team as a freshman ... coach at Killian was Gabe Corchiani.

INTERNATIONAL

Helped lead the United States to a silver medal in the 2000 World Championship qualifying tournament, and a gold medal in the 1998 Junior World Championship qualifying



SR. ASSOCIATE ATHLETIC DIRECTOR ROB MULLENS WITH STEVE BLAKE

tournament (prior to his senior season at Oak Hill) ... tied for the team lead in assists with 20, an average of 3.3 per game in 1998... credited with a team-high four assists in the gold medal game against Argentina ... had four assists in preliminary games against Canada and Cuba, and five vs. Brazil ... scored a personal-best eight points against Canada in the first game of the tournament ... scored an five-of-nine free throws against Canada ... selected as a member of the U.S. Junior World Championship Team which played in Portugal in July of 1999.

PERSONAL

Steven Hanson Blake ... born Feb. 26, 1980 in Hollywood, Fla. ... son of Richard and Cindy Blake ... the youngest of four children, with three older sisters ... majoring in psychology ... member of the National Honor Society and graduated fourth in his senior class at Oak Hill ... played in the Charlie Weber Invitational Tournament in Cole Field House prior to both his junior and senior years in high school.

BLAKE'S CAREER HIGHS

Category	#	Opponent/Date
Points	17	vs. Florida State, 3-1-00
FG	6	vs. Florida State, 3-1-00
FGA	13	vs. Duke, 1-9-00
3FG	4	at Clemson, 2-22-00
3FGA	7	vs. Duke, 1-9-00
FT	4	vs. Kentucky, 12-11-99
FTA	4	vs. North Carolina, 2-26-00
	6	vs. Virginia, 3-4-00
	6	vs. NC State, 2-6-00
Rebounds	7	vs. Virginia, 2-2-00
	7	vs. Temple, 2-13-00
Assists	11	vs. Tulane, 11-19-99
	11	vs. Illinois, 12-4-99
Blacks	2	vs. UCLA, 3-18-00
Steals	6	vs. Tulane, 11-19-99
	6	vs. Duke, 1-9-00
Minutes	43	vs. Virginia, 3-4-00

BLAKE GAME-BY-GAME 1999-2000 (FRESHMAN)

Date	Opponent	G-GS	Min.	FG-A	Pct.	3FG-A	Pct.	FT-A	Pct.	O-D	Tot	PF	A	TO	R	S	Pts
N17	USF	1-1	26	1-3	.333	1-2	.500	1-2	.500	0-1	1	3	6	6	0	1	4
N19	Tulane	1-1	34	3-6	.500	1-3	.333	1-2	.500	1-1	2	3	11	6	0	6	8
N22	F. Dickinson	1-1	25	3-5	.600	1-2	.500	0-0	.000	2-2	4	0	3	1	1	1	7
N24	Kentucky	1-1	34	2-4	.500	0-2	.000	0-0	.000	1-1	2	5	7	5	0	2	4
N26	Notre Dame	1-1	35	4-9	.444	3-4	.750	3-4	.750	2-2	4	3	4	6	0	1	14
N30	Iowa	1-1	27	1-7	.143	1-4	.250	2-2	1.000	1-2	3	4	7	1	0	0	5
D4	Illinois	1-1	32	1-3	.333	0-2	.000	0-0	.000	0-4	4	4	11	4	0	2	2
D5	Geo. Washington	1-1	34	1-6	.167	0-1	.000	1-2	.500	1-1	2	1	6	7	1	3	3
D7	Winthrop	1-1	33	2-7	.286	2-5	.400	0-0	.000	0-0	0	2	5	4	1	1	6
D11	Kentucky	1-1	34	5-9	.556	2-6	.333	4-5	.800	0-2	2	2	3	3	0	4	16
D26	George Mason	1-1	36	2-7	.286	0-4	.000	0-0	.000	1-4	5	0	4	8	0	3	4
D30	UMBC	1-1	19	2-3	.667	0-1	.000	2-2	1.000	0-1	1	4	1	5	1	3	6
J2	Coastal Carolina	1-1	24	4-10	.400	2-5	.400	0-0	.000	1-2	3	3	7	5	0	1	10
J6	NC State	1-1	37	2-6	.333	0-2	.000	2-2	1.000	0-4	4	2	9	5	1	0	6
J9	Duke	1-1	38	5-13	.385	2-7	.286	0-0	.000	0-6	6	2	8	3	0	6	12
J16	Georgia Tech	1-1	31	2-8	.250	0-1	.000	0-0	.000	2-3	5	4	8	3	0	3	4
J19	Wake Forest	1-1	29	1-6	.167	0-3	.000	0-0	.000	0-3	3	2	7	3	0	0	2
J22	Clemson	1-1	30	3-5	.600	2-4	.500	2-2	1.000	0-2	2	3	7	2	0	5	10
J27	North Carolina	1-1	35	1-7	.143	1-6	.167	0-0	.000	0-3	3	3	9	5	0	2	3
J29	Florida State	1-1	36	0-2	.000	0-1	.000	2-2	1.000	0-4	4	1	7	1	0	2	2
F2	Virginia	1-1	29	1-3	.333	0-0	.000	3-4	.750	1-6	7	3	6	2	0	1	5
F6	NC State	1-0	29	0-1	.000	0-0	.000	1-6	.167	1-0	1	4	8	0	0	0	1
F9	Duke	1-1	33	3-7	.429	1-3	.333	0-0	.000	0-0	0	3	2	2	0	2	7
F13	Temple	1-1	36	3-8	.375	3-5	.600	0-0	.000	1-6	7	2	7	7	0	2	9
F16	Georgia Tech	1-1	27	2-2	1.000	1-1	1.000	0-0	.000	0-2	2	4	4	2	0	1	4
F19	Wake Forest	1-1	38	4-7	.571	1-2	.500	0-0	.000	0-2	2	1	9	5	0	3	9
F22	Clemson	1-1	30	5-7	.714	4-5	.800	0-0	.000	0-5	5	4	6	2	0	1	14
F26	North Carolina	1-1	34	3-5	.600	0-2	.000	4-4	1.000	0-2	2	1	5	2	0	1	10
M1	Florida State	1-0	30	6-8	.750	3-4	.750	2-2	1.000	0-4	4	2	10	1	1	2	17
M4	Virginia	1-1	43	5-10	.500	3-6	.500	3-6	.500	0-4	4	2	6	3	0	2	16
M10	Florida State-ACC	1-1	22	1-4	.250	0-2	.000	0-0	.000	0-2	2	3	5	1	1	3	2
M11	NC State-ACC	1-1	31	1-4	.250	1-3	.333	1-2	.500	0-2	2	2	8	1	1	2	4
M12	Duke-ACC	1-1	39	3-8	.375	1-2	.500	0-0	.000	0-2	2	1	3	6	0	1	7
M16	Iona-NCAA	1-1	34	2-3	.667	0-0	.000	1-1	1.000	0-3	3	2	2	7	0	2	5
M18	UCLA-NCAA	1-1	31	2-8	.250	1-2	.500	0-0	.000	2-1	3	0	6	3	2	2	5

BLAKE'S CAREER OVERALL STATISTICS

Year	GP-GS	Min.-Avg.	FG-A	Pct.	3PA	Pct.	FT-A	Pct.	OR-DR	Reb-Avg.	PF-D	Ast	To	Blk	St	Pts.-Avg.
1999-00	35-33	1115-31.9	86-211	.408	37-102	.363	35-51	.686	17-89	106-3.0	81-0	217	127	10	71	244-7.0

BLAKE'S CAREER ACC STATISTICS

Year	GP-GS	Min.-Avg.	FG-A	Pct.	3PA	Pct.	FT-A	Pct.	OR-DR	Reb-Avg.	PF-D	Ast	To	Blk	St	Pts.-Avg.
1999-00	16-14	529-33.1	43-97	.443	18-47	.383	19-28	.679	4-50	54-3.4	41-0	111	41	2	31	123-7.7

BLAKE'S CAREER NCAA TOURNAMENT STATISTICS

Year	GP-GS	Min.-Avg.	FG-A	Pct.	3PA	Pct.	FT-A	Pct.	OR-DR	Reb-Avg.	PF-D	Ast	To	Blk	St	Pts.-Avg.
1999-00	2-2	65-32.5	4-11	.363	1-2	.500	1-1	1.000	2-4	6-3.0	2-0	8	10	2	4	10-5.0



TAHJ

45

Holden

'99-00 PPG: 3.3, RPG: 2.0

FORWARD

LITTLE SILVER, N.J.

(RED BANK REGIONAL)

6-10 • 247 • SOPHOMORE

ON HOLDEN

Second-year player who was impressive as a freshman and who established his role as a key player off the Terrapin bench ... earned three starts in his first college season and was instrumental in maintaining the Terps' nine-game ACC win streak in 2000 ... player with excellent size who can also step out and hit the 3-pointer.

WILLIAMS ON HOLDEN

"Tahj was great as a freshman. I can't say enough about him. I never saw as much criticism of a player before he even got a chance to practice by some people, and he just threw it all in their face. Tahj is a very tough, physical player who had a lot going against him in high school. He obviously can shoot the ball at 6-10 and 247 pounds. Plus, he's going to continue to get bigger and stronger. He certainly has a chance to be a very good player at University of Maryland. It was great to see him happy with the year he had as a freshman, and he'll build on that during his sophomore year. Tahj is very smart. He's one of those players who, as a coach, you don't have to say things twice to him."

1999-00

Played in all 35 games and drew three starts as a true freshman ... averaged 3.3 points and 2.0 rebounds in over 12 minutes per game ... one of three Terp freshmen to appear in all 35 contests ... played 23 minutes in his first career start, vs. Clemson (Jan. 22), while taking the place of injured All-American Terence Morris ... responded with 12 points on 4 of 6 shooting and 10 rebounds for his only double-double ... also had five blocked shots ... included in the 10 boards were five on the offensive end ... started and played just eight minutes in home win over NC State (Feb. 6) when he picked up three quick fouls ... started NCAA Tournament win over Iowa in place of Danny Miller ... contributed four points and four rebounds in a season-high 30 minutes ... season-high 17 points on 5 of 7 shooting, including 3 of 3 treys, against Wake Forest (Jan. 19) ... in back-to-back games against Wake and Clemson, scored 29 points with 16 rebounds ... shot 9 of 13 overall and was good on 3 of 4 3-pointers ... named ACC rookie of the week on Jan. 24 after performances vs. Wake Forest and Clemson ... averaged 5.3 points and 5.0 rebounds per game as a starter ... scored nine points in 20 minutes off the bench in the ACC Tournament title game vs. Duke (March 12) ... averaged a solid 14 minutes per game during conference action ... shot 47.4 percent from 3-point range (9 of 19) ... shot 47.8 percent from the floor, overall,

in ACC play ... 26 blocked shots ranked as the seventh highest total by a freshman in Maryland history.

HIGH SCHOOL

Selected all-state by the *Associated Press* ... an all-state second-team choice following his senior season by the *Gannett* newspaper chain ... all-state fourth team by *New Jersey Hoops* ... played in the New Jersey Scholastic Coaches Association All-Star game following his senior

season ... ranked as the 48th-best prep player entering the collegiate ranks for the 1999-2000 season by the *ACC Area Journal and Recruiter's Handbook* ... a three-year starter at Red Bank ... Red Bank was ranked as the top public high school team in the state of New Jersey during his senior season ... ranked 14th in the final poll of the 1999 season by *New Jersey Hoops* ... an All-State first-team selection as a senior by the *Asbury Park Press* ... named the area high school player of the year by the *Asbury Park*





Press following his senior season ... scored 1,025 career points to rank in the top 10 in school history ... averaged 14.6 points on .520 percent field goal shooting to go along with 8.0 rebounds and 3.0 assists per game ... scored a season-high 24 points in a Shore Conference Tournament victory over Lokewood ... scored 24 points, 11 rebounds, six assists and five blocked shots against Lokewood in the Shore Conference Tournament semifinals ... hit two pressure-packed free throws with 23 seconds remaining in the Shore Conference championship game to lead Red Bank to a 44-43 victory over Christian Brothers Academy ... blocked a career-high nine shots against Neptune in the tournament quarterfinals ... averaged 14.4 points, 6.8 rebounds, three assists and two blocked shots in leading Red Bank to a 20-9 record as a junior ... also made 36 3-point shots as a junior ... named All-Jersey Shore third-team as a junior ... led Red Bank Regional to the Central Jersey Group

III championship game as a junior ... coached by Steve Johnson ... shot 13-of-21 (.619) from the field, grabbed 12 rebounds, had seven assists, six steals and five blocked shots to lead his AAU team - the Central Jersey Hawks - to the championship game of the AAU national tournament and was named AAU All-America first-team ... ranked as the nation's 46th-best prep product entering his senior season by *Fastbreak Magazine*.

INTERNATIONAL

Helped lead the U.S. to a gold medal at the 1998 World Youth Games in Moscow during the summer prior to his senior season at Red Bank.

PERSONAL

Tahj Jarod Holden (first name rhymes with mirage) ... born Jan. 17, 1981 ... son of Debbie Holden ... was student council president as a senior at Red Bank High ... a semifinalist in the National Achievement Scholarship Program.

HOLDEN'S CAREER HIGHS

Category	#	Opponent/Date
Points	17	vs. Wake Forest, 1-19-00
FG	5	vs. Wake Forest, 1-19-00
FGA	7	vs. Wake Forest, 1-19-00
3FG	3	vs. Wake Forest, 1-19-00
3FGA	3	vs. Wake Forest, 1-19-00
FT	7	vs. Coastal Carolina, 1-2-00
FTA	8	vs. Coastal Carolina, 1-2-00
Rebounds	10	vs. Clemson, 1-22-00
Assists	5	vs. Georgia Tech, 2-16-00
Blacks	5	vs. Clemson, 1-22-00
Steals	3	vs. Coastal Carolina, 1-2-00
	3	vs. Iowa, 3-16-00
Minutes	30	vs. Iowa, 3-16-00



**ASSISTANT ATHLETIC DIRECTOR
CHRIS JANUSH AND TAHJ HOLDEN**

HOLDEN GAME-BY-GAME 1999-2000 (FRESHMAN)

Date	Opponent	G-GS	Min.	FG-A	Pct.	3FG-A	Pct.	FT-A	Pct.	O-D	Tot	PF	A	TO	B	S	Pts
N17	USF	1-0	11	0-0	.000	0-0	.000	2-2	1.000	0-0	0	1	0	0	0	0	2
N19	Tulane	1-0	1	0-0	.000	0-0	.000	0-0	.000	0-0	0	0	0	0	0	0	0
N22	F. Dickinson	1-0	22	2-3	.667	1-1	1.000	0-0	.000	0-4	4	3	2	1	3	1	5
N24	Kentucky	1-0	9	0-0	.000	0-0	.000	0-0	.000	0-1	1	1	1	1	0	2	0
N26	Notre Dame	1-0	17	0-1	.000	0-0	.000	1-2	.500	0-1	1	1	2	0	1	1	1
N30	Iowa	1-0	2	0-0	.000	0-0	.000	0-0	.000	0-0	0	0	0	0	0	0	0
D4	Illinois	1-0	5	0-0	.000	0-0	.000	0-1	.000	0-0	0	1	0	0	0	0	0
D5	Gea. Washington	1-0	1	0-0	.000	0-0	.000	1-2	.500	0-0	0	0	0	0	0	0	1
D7	Winthrop	1-0	4	0-1	.000	0-0	.000	0-0	.000	0-0	0	1	0	0	1	0	0
D11	Kentucky	1-0	5	0-1	.000	0-0	.000	0-0	.000	1-0	1	1	2	0	0	0	0
D27	George Mason	1-0	2	0-1	.000	0-0	.000	0-0	.000	0-1	1	0	0	0	0	0	0
D30	UMBC	1-0	12	0-2	.000	0-0	.000	1-4	.250	1-2	3	1	1	1	1	0	1
J2	Coastal Carolina	1-0	12	2-4	.500	1-2	.500	7-8	.875	1-2	3	3	0	0	1	3	12
J7	NC State	1-0	3	0-0	.000	0-0	.000	0-0	.000	0-0	0	1	1	0	1	0	0
J9	Duke	1-0	1	0-0	.000	0-0	.000	0-0	.000	0-0	0	1	0	0	0	0	0
J16	Georgia Tech	1-0	8	1-2	.500	0-0	.000	0-0	.000	1-1	2	5	0	0	0	1	2
J19	Wake Forest	1-0	18	5-7	.714	3-3	1.000	4-6	.667	2-4	6	3	1	0	0	0	17
J22	Clemson	1-1	23	4-6	.667	0-1	.000	4-7	.571	5-5	10	3	0	1	5	1	12
J27	North Carolina	1-0	15	0-4	.000	0-2	.000	0-0	.000	1-1	2	2	1	0	0	1	0
J29	Florida State	1-0	19	2-2	1.000	0-0	.000	0-2	.000	0-4	4	3	1	0	1	1	4
F2	Virginia	1-0	10	0-0	.000	0-0	.000	1-2	.500	0-0	0	1	1	0	1	1	1
F6	NC State	1-1	8	0-2	.000	0-0	.000	0-0	.000	0-1	1	3	0	0	0	0	0
F9	Duke	1-0	17	1-2	.500	0-1	.000	0-0	.000	0-1	1	2	1	0	0	0	2
F13	Temple	1-0	8	0-0	.000	0-0	.000	0-0	.000	0-0	0	1	1	1	0	0	0
F16	Georgia Tech	1-0	18	3-4	.750	0-0	.000	2-2	1.000	1-2	3	3	5	1	2	0	8
F19	Wake Forest	1-0	18	0-2	.000	0-1	.000	4-4	1.000	1-4	5	5	2	1	3	0	4
F22	Clemson	1-0	18	2-3	.667	2-2	1.000	2-3	.667	0-2	2	2	2	0	0	0	8
F26	North Carolina	1-0	17	1-3	.333	0-0	.000	1-2	.500	2-1	3	0	2	0	0	0	3
M1	Florida State	1-0	7	0-3	.000	0-0	.000	0-0	.000	0-0	0	1	1	0	2	0	0
M4	Virginia	1-0	28	3-6	.500	0-1	.000	4-6	.667	1-3	4	4	0	0	1	1	10
M10	Florida State-ACC	1-0	19	1-2	.500	0-1	.000	3-5	.600	1-1	2	3	1	0	0	1	5
M11	NC State-ACC	1-0	8	0-1	.000	0-0	.000	2-2	1.000	0-3	3	0	1	0	0	0	2
M12	Duke-ACC	1-0	20	3-3	1.000	1-1	1.000	2-2	1.000	2-0	2	2	0	1	0	1	9
M16	Iowa-NCAA	1-1	30	1-6	.167	0-2	.000	2-2	1.000	0-4	4	1	3	0	1	3	4
M18	UCLA-NCAA	1-0	15	1-3	.333	1-1	1.000	0-0	.000	0-1	1	2	2	0	0	2	3

HOLDEN'S CAREER OVERALL STATISTICS

Year	GP-GS	Min.-Avg.	FG-A	Pct.	3PA	Pct.	FT-A	Pct.	OR-DR	Reb-Avg.	PF-D	Ast	To	Blk	St	Pts.-Avg.
1999-00	35-3	431-12.3	32-74	.432	9-19	.474	43-64	.672	20-49	69-2.0	61-2	34	7	26	18	116-3.3

HOLDEN'S CAREER ACC STATISTICS

Year	GP-GS	Min.-Avg.	FG-A	Pct.	3PA	Pct.	FT-A	Pct.	OR-DR	Reb-Avg.	PF-D	Ast	To	Blk	St	Pts.-Avg.
1999-00	16-2	228-14.3	22-46	.478	5-11	.455	22-34	.647	14-29	43-2.7	39-2	18	3	16	6	71-4.4

HOLDEN'S CAREER NCAA TOURNAMENT STATISTICS

Year	GP-GS	Min.-Avg.	FG-A	Pct.	3PA	Pct.	FT-A	Pct.	OR-DR	Reb-Avg.	PF-D	Ast	To	Blk	St	Pts.-Avg.
1999-00	2-1	45-22.5	1-9	.111	1-3	.333	2-2	1.000	0-4	4-2.0	3-0	5	0	1	5	7-3.5



DREW 12 Nicholas

'99-00 PPG: 5.1, RPG: 1.1

GUARD

HEMPSTEAD, N.Y.

(LONG ISLAND LUTHERAN)

6-3 • 160 • SOPHOMORE

ON NICHOLAS

Sharp-shooting sophomore guard who was a valuable asset in his first season ... was a tremendous aid as the first guard off the bench ... a good scoring threat off the bench ... will only improve with experience and strength.

WILLIAMS ON NICHOLAS

"Drew came in with the reputation as a shooter and he certainly is a very good shooter. His game expanded during the year last season to where he also became an adequate defensive player. Drew is another player whose added strength will help him become a better defensive player and also help his shooting ability. As he gets stronger in the legs it will allow him to shoot the ball a little easier. Drew had a very good freshman year. A lot of people thought he wasn't going to play much last year, so I think he was a big surprise, now he's got to use that as motivation for his sophomore year."

1999-00

Played in all 35 games as a true freshman and averaged 5.1 points ... one of five Terps with 30 or more 3-point field goals ... made 31 of 92 3-point attempts while averaging 15.7 minutes per game to lead all of Maryland's bench contributors ... also contributed 50 assists (1.4) and 16 steals (0.5) ... earned double-figure minutes in 31 of 35 games ... erupted with a season-high 27 points in a non-conference win over Fairleigh Dickinson (Nov. 22) ... played a season-best 28 minutes while hitting nine of 11 shots, including four 3-pointers, against the Knights ... made five of seven 3-point attempts vs. FDU ... also scored in double figures with 12 points in 26 minutes vs. UMBC ... season-high five rebounds in home win over Winthrop ... dished a season-best six assists vs. Florida State in the ACC Tournament ... had four steals vs. Tulane ... totaled 18 points in three ACC Tournament games ... averaged 16 minutes and six points per game in two NCAA Tournament games ... shot 42.1 percent from the floor, overall.

HIGH SCHOOL

Graduated from Long Island Lutheran High School in 1999 ... three-year varsity letterwinner, and two-year starter ... played on three teams which advanced to the state federation Final Four ... averaged 24.2 points, 4.5 rebounds, 4.0 assists and 3.7 steals per game as a senior and shot a remarkable 57 percent from the floor, including 66 percent from two-point range and 47 percent from 3-point range ... hit 75 3-point shots during his senior season ... scored 1,011 career points ... earned the Richard Sondler

Award as the top player in Nassau County following his senior season ... the award is presented annually by *Newsday* and has previously been awarded to collegiate stars Zendon Hamilton of St. John's in 1994 and Wally Sczerbiok of Miami (Ohio) in 1995 ... Nassau County Player of the Year and All-Long Island first-team selection by *Newsday* ... named a tri-state legend by the *New York Daily News* following his senior season ... previous honorees on the legend team include Elton Brand, Tim Thomas

and Ron Artest ... was honored as a member of the legend team at Madison Square Garden on April 29, 1999 prior to a New York Knicks vs. Philadelphia 76ers game ... all-state Class A selection by the N.Y. state sportswriters association ... all-city first-team selection by the *New York Post* following his outstanding senior season ... named the MVP of the Sugar City Classic as he led Luthern to the tournament championship in Savannah, Ga., his senior season ... scored 39 points and was named the Nassau County team





MVP of the 10th annual Lupus All-Star Basketball Classic prior to the start of his senior season ... scored 31 second-half points as he attempted to pull Nassau back into the game in the closing minutes ... was a giant in the 1999 state federation Class A Tournament semifinals against Rice of Manhattan on March 26, 1999 with career-high 33 points on 12-of-23 shooting (.522) from the field to go along with six rebounds and two steals ... Rice, ranked No. 2 in the nation at the time of the game, outslugged Lutheran, 75-65 ... totaled 33 points, 14 rebounds and nine assists as Lutheran defeated Providence Day School of Raleigh, N.C., on Feb. 15 of his senior season ... scored 26 of Lutheran's 51 points against Marist of New Jersey in the Nike Super Six Tournament at Madison Square Garden on Jan. 17, 1999 ... scored 29 points on a senior night to lead Lutheran past Chaminade and help the Crusaders finish their regular season with a 21-3 record ... the victory capped an undefeated season at home and a perfect 9-0 record during the month of February ... Lutheran's 1997

team won the state championship as it defeated the Ran Artest-led LaSalle Academy team in the semifinals ... was an All-Long Island second team honoree as a junior when he averaged 18 points per game ... led the Crusaders to the state federation championship game with a 23-point performance in the semifinal round against Grady High School of Braaklyn ... added 26 points in the title game against Rice ... coached by Ronn Hall ... a crowd favorite at the annual Capital Classic All-Star game at MCI Center following his senior season ... played in Cale Field House for the first time during the 1998 Charlie Weber Tournament.

PERSONAL

Andrew Lawrence Nicholas ... born May 17, 1981 ... son of Yvonne and Darryl Nicholas ... a brother, Chris, starred collegiately at Colgate ... Drew was a ballboy for Long Island Lutheran as a youngster.

NICHOLAS' CAREER HIGHS

Category	#	Opponent/Date
Points	27	vs. F. Dickinson, 11-22-99
FG	9	vs. F. Dickinson, 11-22-99
FGA	11	vs. F. Dickinson, 11-22-99
3FG	4	vs. F. Dickinson, 11-22-99
3FGA	6	vs. F. Dickinson, 11-22-99
	6	vs. Clemson, 1-22-00
FT	5	vs. F. Dickinson, 11-22-99
FTA	7	vs. F. Dickinson, 11-22-99
Rebounds	5	vs. Winthrop, 12-7-99
Assists	6	vs. Florida State, 3-10-99
Blocks	1	vs. F. Dickinson, 11-22-99
	1	vs. Florida State, 1-29-00
	1	vs. Virginia, 3-4-00
Steals	4	vs. Tulane, 11-19-99
Minutes	28	vs. F. Dickinson, 11-22-99
	28	vs. Florida State, 3-10-00



BUSINESS MANAGER LISA PETERSON WITH DREW NICHOLAS

NICHOLAS GAME-BY-GAME 1999-2000 (FRESHMAN)

Date	Opponent	G-GS	Min.	FG-A	Pct.	3FG-A	Pct.	FT-A	Pct.	O-D	Tot	PF	A	TO	B	S	Pts
N17	USF	1-0	21	1-3	.333	0-1	.000	0-1	.000	0-1	1	0	2	0	0	1	2
N19	Tulane	1-0	18	2-7	.286	2-5	.400	0-0	.000	0-0	0	2	2	1	0	4	6
N22	F. Dickinson	1-0	28	9-11	.818	4-6	.667	5-7	.714	0-0	0	0	3	3	1	2	27
N24	Kentucky	1-0	21	2-7	.286	0-4	.000	0-0	.000	0-2	2	4	2	1	0	0	4
N26	Noire Dame	1-0	15	2-5	.400	1-4	.250	0-0	.000	0-0	0	3	3	2	0	0	5
N30	Iowa	1-0	20	1-3	.333	1-3	.333	1-2	.500	0-3	3	3	0	1	0	0	4
D4	Illinois	1-0	12	0-2	.000	0-2	.000	0-1	.000	1-0	1	2	1	0	0	0	0
D5	Geo. Washington	1-0	22	3-5	.600	2-4	.500	0-0	.000	0-2	2	2	2	2	0	0	8
D7	Winthrop	1-0	21	2-6	.333	0-3	.000	3-4	.750	1-4	5	0	3	1	0	1	7
D11	Kentucky	1-0	13	3-6	.500	1-4	.250	0-0	.000	0-0	0	2	2	0	0	0	7
D27	George Mason	1-0	12	0-1	.000	0-0	.000	2-4	.500	0-0	0	0	2	2	0	0	2
D30	UMBC	1-0	26	5-8	.625	2-5	.400	0-1	.000	0-3	3	1	2	2	0	1	12
J2	Coastal Carolina	1-0	22	3-6	.500	1-2	.500	0-0	.000	0-3	3	2	2	0	1	0	7
J7	NC State	1-0	11	0-1	.000	0-0	.000	0-0	.000	0-0	0	0	0	2	0	1	0
J9	Duke	1-0	8	1-1	1.000	1-1	1.000	0-0	.000	0-0	0	2	0	0	0	0	3
J16	Georgia Tech	1-0	15	0-2	.000	0-2	.000	0-0	.000	0-1	1	1	0	0	0	0	0
J19	Wake Forest	1-0	9	0-1	.000	0-1	.000	0-0	.000	0-0	0	1	1	0	0	0	0
J22	Clemson	1-0	15	1-7	.143	1-6	.167	0-0	.000	1-0	1	1	0	1	0	1	3
J27	North Carolina	1-0	10	2-5	.400	2-5	.400	0-0	.000	0-1	1	2	1	1	0	1	6
J29	Florida State	1-0	13	4-7	.571	1-4	.250	0-0	.000	1-1	2	0	2	0	1	0	9
F2	Virginia	1-0	14	0-1	.000	0-0	.000	2-2	1.000	0-1	1	1	2	1	0	0	2
F6	NC State	1-0	17	2-3	.667	0-0	.000	0-0	.000	0-1	1	2	2	1	0	0	4
F9	Duke	1-0	8	0-0	.000	0-0	.000	0-0	.000	0-0	0	1	0	1	0	0	0
F13	Temple	1-0	6	1-2	.500	1-1	1.000	0-0	.000	0-1	1	1	0	1	0	0	3
F16	Georgia Tech	1-0	15	2-7	.286	0-2	.000	0-0	.000	1-0	1	2	3	1	0	0	4
F19	Wake Forest	1-0	11	2-3	.667	2-2	1.000	0-0	.000	0-0	0	0	0	0	0	0	6
F22	Clemson	1-0	16	3-5	.600	1-2	.500	2-2	1.000	0-2	2	0	1	0	0	0	9
F26	North Carolina	1-0	8	1-3	.333	1-1	1.000	0-0	.000	0-0	0	1	1	0	0	0	3
M1	Florida State	1-0	15	0-3	.000	0-2	.000	2-2	1.000	0-1	1	2	3	0	0	0	2
M4	Virginia	1-0	13	1-1	1.000	0-0	.000	0-0	.000	0-1	1	2	0	1	1	0	2
M10	Florida State-ACC	1-0	28	2-8	.250	1-5	.200	1-2	.500	2-0	2	0	6	0	0	2	6
M11	NC State-ACC	1-0	17	3-4	.750	3-4	.750	0-1	.000	0-0	0	3	0	1	0	0	9
M12	Duke-ACC	1-0	16	1-6	.167	1-4	.250	0-0	.000	2-1	3	2	0	1	0	1	3
M16	Iona-NCAA	1-0	20	3-7	.429	1-3	.333	0-0	.000	0-0	0	1	2	3	0	1	7
M18	UCLA-NCAA	1-0	16	2-5	.400	1-4	.250	0-0	.000	0-0	0	3	0	1	0	0	5

NICHOLAS' CAREER OVERALL STATISTICS

Year	GP-GS	Min.-Avg.	FG-A	Pct.	3PA	Pct.	FT-A	Pct.	OR-DR	Reb-Avg.	PF-D	Ast	To	Blk	St	Pts.-Avg.
1999-00	35-0	551-15.7	64-152	.421	31-92	.337	18-29	.621	9-29	38-1.1	47-0	50	31	4	16	177-5.1

NICHOLAS' CAREER ACC STATISTICS

Year	GP-GS	Min.-Avg.	FG-A	Pct.	3PA	Pct.	FT-A	Pct.	OR-DR	Reb-Avg.	PF-D	Ast	To	Blk	St	Pts.-Avg.
1999-00	16-0	197-12.3	19-50	.380	9-28	.321	6-6	1.000	3-9	12-0.8	18-0	16	9	2	3	53-3.3

NICHOLAS' CAREER NCAA TOURNAMENT STATISTICS

Year	GP-GS	Min.-Avg.	FG-A	Pct.	3PA	Pct.	FT-A	Pct.	OR-DR	Reb-Avg.	PF-D	Ast	To	Blk	St	Pts.-Avg.
1999-00	2-0	16-8.0	5-12	.417	2-7	.286	0-0	.000	0-0	0-0.0	4-0	2	4	0	1	12-6.0



CALVIN
11 **McCall**

'99-00 PPG: 1.1, RPG: 0.8

GUARD

MIAMI, FLA.

(DR. PHILLIPS)

6-3 • 200 • SOPHOMORE

ON McCALL

Second-year walk-on guard who joined the Terps in late December 1999 following the Maryland football season ... was a valuable bench contributor, adding intensity and a defensive spark ... played in 13 basketball games ... first Maryland football player to score for the Terps' basketball team since Luba Zizakovic in 1992 ... started nine games as the football quarterback, as just a redshirt freshman ... set Maryland class records for pass attempts, completions, yards and total offense as a freshman ... guided consistent offensive improvements during the first half of 1999 football season before a late-season injury ... exhibited improving skills, a strong arm and growing confidence in his first season of play ... walked on to the Terrapin basketball team in winter and bolstered Maryland's defensive efforts from a guard/forward position ... played in 13 games, averaging 1.1 points in just over five minutes per game.

WILLIAMS ON McCALL

"Calvin was very important to the team because he gave us a good college basketball player to build on, and to go against in practice. When you look at the second team in practice with Byron, Calvin, Mike and Tahj, there were days when that team could beat our first team. He really gave us the depth that I think that all good teams have. He was great for the team, too, from a personality standpoint. He was one of those guys that didn't say a whole lot, but when he did it was either really funny or the right thing to say. I could see why he's a great quarterback. He has class, a real quiet leadership. I kind of like those guys rather than the guys that walk around clapping all the time doing all that stuff. Calvin's the guy that gets things done. He leads by example."

1999-00

Walked on to the Terrapin basketball team in December and bolstered Maryland's defensive efforts ... provided much-needed depth in the guard rotation ... played in 13 games, averaging 1.1 points in just over five minutes per game ... shot 5 of 22 from the floor, and four of seven from the line ... contributed 10 rebounds, 11 assists and five steals for the season ... in football, was a nine-game starter and established most Maryland freshman records for passing and total offense ... finished No. 2 among Division I-A freshman quarterbacks (behind Virginia Tech's Michael Vick) in passing efficiency and total offense ... runner-up for ACC Rookie of the Year honors ... completed 93 of 179 passes (.510) for 1,264 yards and five touchdowns ... threw just three interceptions and finished with the best interception





ratia (nearly 60:1) in the ACC ... season was cut short by two games (torn medial collateral ligament in his left knee Nov. 9 vs. NC State) ... a two-time ACC Rookie of the Week ... the triggerman in the Terps' rejuvenated offensive attack, he helped Maryland rise from 105th nationally in 1998 to 54th overall in 1999 in final NCAA total offense rankings.

1998-99

Redshirt season ... did not play basketball ... traveled all season as Maryland's third quarterback.

HIGH SCHOOL

Graduated from Dr. Phillips High School in Orlando, Fla., in 1998 ... averaged more than 17 ppg during an all-state basketball career and hit better than .320 during his baseball career ... selected to the Metro Conference Hall of Fame ... named the Central Florida Player of the Year and a third-team all-state selection in 1997 ... selected to SuperPrep's all-regional team ... was recruited by Florida and Syracuse for football, and Kansas, Central Florida and South Florida for basketball ... completed 72 of 125 passes for 1,312 yards, 21 touchdowns and just two interceptions as a senior ... led team to a 10-1 record and district and conference championships ... selected to play in the North-South all-star game ... as a junior, he played safety and starred for the top-rated defense in central Florida, earning second team all-state honors ... high school football coach was Chip Gierke.

PERSONAL

Calvin Demar McCall ... born March 7, 1980 ... son of Lala and Kevin McCall ... grew up in Miami, but attended his final three years of high school in Orlando ... nickname is "Cauntry" ... majoring in family studies.



McCALL'S CAREER HIGHS

Category	#	Opponent/Date
Points	8	vs. Coastal Carolina, 1-2-00
FG	3	vs. Coastal Carolina, 1-2-00
FGA	7	vs. Coastal Carolina, 1-2-00
3FG	0	
3FGA	2	vs. Duke, 1-9-00
	2	vs. Florida State, 3-10-00
	2	vs. UCLA, 3-18-00
FT	2	vs. UMBC, 12-30-99
	2	vs. Coastal Carolina, 1-2-00
FTA	2	vs. UMBC, 12-30-99
	2	vs. Coastal Carolina, 1-2-00
Rebounds	3	vs. Coastal Carolina, 1-2-00
Assists	6	vs. Coastal Carolina, 1-2-00
Blocks	0	
Steals	4	vs. Coastal Carolina, 1-2-00
Minutes	17	vs. Coastal Carolina, 1-2-00

McCALL GAME-BY-GAME 1999-2000 (REDSHIRT FRESHMAN)

Date	Opponent	G-GS	Min.	FGA	Pct.	3FGA	Pct.	FTA	Pct.	O-D	Tot	PF	A	TO	B	S	Pts
D30	UMBC	1-0	13	0-1	.000	0-1	.000	2-2	1.000	1-0	1	0	2	2	0	0	2
J2	Coastal Carolina	1-0	17	3-7	.429	0-1	.000	2-2	1.000	2-1	3	0	6	1	0	4	8
J7	NC State	1-0	6	0-0	.000	0-0	.000	0-0	.000	0-0	0	1	0	0	0	0	0
J9	Duke	1-0	9	1-4	.250	0-2	.000	0-0	.000	0-1	1	2	0	2	0	0	2
J16	Georgia Tech	1-0	2	0-0	.000	0-0	.000	0-0	.000	0-0	0	0	0	0	0	0	0
J19	Wake Forest	1-0	2	0-1	.000	0-0	.000	0-0	.000	0-0	0	0	0	0	0	0	0
J22	Clemson	1-0	8	0-2	.000	0-0	.000	0-0	.000	2-0	2	1	1	1	0	0	0
J29	Florida State	1-0	2	0-0	.000	0-0	.000	0-0	.000	0-1	1	1	0	0	0	0	0
F16	Georgia Tech	1-0	3	1-1	1.000	0-0	.000	0-0	.000	0-0	0	1	0	0	0	1	2
M1	Florida State	1-0	1	0-1	.000	0-0	.000	0-0	.000	0-0	0	0	0	0	0	0	0
M10	Florida State-ACC	1-0	6	0-3	.000	0-2	.000	0-1	.000	1-0	1	0	0	0	0	0	0
M16	Iona-NCAA	1-0	7	0-0	.000	0-0	.000	0-0	.000	0-0	0	0	0	0	0	0	0
M18	UCLA-NCAA	1-0	2	0-2	.000	0-2	.000	0-2	.000	0-1	1	0	0	0	0	0	0

McCALL'S CAREER OVERALL STATISTICS

Year	GP-GS	Min.-Avg.	FG-A	Pct.	3PA	Pct.	FTA	Pct.	OR-DR	Reb-Avg.	PF-D	Ast	To	Blk	St	Pts.-Avg.
1999-00	13-0	72-5.5	5-22	.227	0-8	.000	4-7	.571	6-4	10-0.8	5-0	11	6	0	5	14-1.1

McCALL'S CAREER ACC STATISTICS

Year	GP-GS	Min.-Avg.	FG-A	Pct.	3PA	Pct.	FTA	Pct.	OR-DR	Reb-Avg.	PF-D	Ast	To	Blk	St	Pts.-Avg.
1999-00	8-0	33-4.1	2-9	.222	0-2	.000	0-0	.000	2-2	4-0.5	5-0	3	3	0	1	4-0.5

McCALL'S CAREER NCAA TOURNAMENT STATISTICS

Year	GP-GS	Min.-Avg.	FG-A	Pct.	3PA	Pct.	FTA	Pct.	OR-DR	Reb-Avg.	PF-D	Ast	To	Blk	St	Pts.-Avg.
1999-00	2-0	3-1.5	0-2	.000	0-2	.000	0-2	.000	0-1	1-0.5	0-0	0	0	0	0	0-0.0



EARL 4 Badu

'99-00: 4 GAMES

GUARD

BALTIMORE, Md.

(ST. FRANCES ACADEMY)

6-0 • 162 • JUNIOR

ON BADU

A walk-on member of the team who adds depth at the guard position ... was added to the team following walk-on try-outs in fall 1998 ... enrolled at Maryland for the fall semester 1997 and was a student for the entire 1997-98 academic year but did not participate in intercollegiate athletics ... has two years of eligibility remaining at the start of the 2000-01 season.

1999-00

Played one minute of four different games as a sophomore, three during postseason play ... had a rebound vs. Florida State in the ACC Tournament quarterfinals ... also made brief appearances vs. Duke in the ACC title game, and against UCLA in the NCAA Tournament ... saw regular season floor time at home against Georgia Tech.

1998-99

Did not see game action.

HIGH SCHOOL

Graduated from St. Frances Academy in 1997 ... four-year varsity letterwinner at the point guard position ... averaged a career-high 18 points and four rebounds per game as a junior ... was an All-Baltimore County first-team selection and played in the Charm City Super 50 Tournament during the 1995-96 season ... helped lead St. Frances to the

Baltimore Catholic league championship with a 32-7 record during the 1996-97 season ... St. Frances compiled a 113-23 record during his four years on the varsity ... competed against current Terp Juan Dixon and was a teammate of Temple's Mark Karcher in high school ... played in the Baltimore area Catholic League which is regarded as one of the top high school conferences in the nation ... high school coach was William Wells.

PERSONAL

Earl Nana Badu (pronounced buh-DOO) ... born Feb. 22, 1979 ... son of Afia and Yaw Badu ... parents were both born in Ghana ... his father, Yaw, moved to the United States to continue higher education ... has a brother who graduated from Michigan State, and a sister who is a freshman at Penn State ... majoring in graphic arts ... member of the National Honor Society.



DIRECTOR OF COMPLIANCE CHAD CARLTON WITH EARL BADU

BADU'S CAREER HIGHS

Category	#	Opponent/Date
Rebounds	1	vs. Florida State, 3-10-00
Minutes	1	vs. UCLA, 3-18-00
	1	vs. Duke, 3-12-00
	1	vs. Florida State, 3-10-00
	1	vs. Georgia Tech, 2-16-00

BADU GAME-BY-GAME 1999-2000 (SOPHOMORE)

Date	Opponent	G-GS	Min.	FG-A	Pct.	3FG-A	Pct.	FT-A	Pct.	O-D	Tot	PF	A	TO	B	S	Pts
F16	Georgia Tech	1-0	1	0-0	.000	0-0	.000	0-0	.000	0-0	0	0	0	0	0	0	0
M10	Florida State-ACC	1-0	1	0-0	.000	0-0	.000	0-0	.000	0-1	1	0	0	0	0	0	0
M12	Duke-ACC	1-0	1	0-0	.000	0-0	.000	0-0	.000	0-0	0	0	0	0	0	0	0
M18	UCLA-NCAA	1-0	1	0-0	.000	0-0	.000	0-0	.000	0-0	0	0	0	0	0	0	0

BADU'S CAREER OVERALL STATISTICS


Year	GP-GS	Min.-Avg.	FG-A	Pct.	3PA	Pct.	FT-A	Pct.	OR-DR	Reb-Avg.	PF-D	Ast	To	Blk	St	Pts.-Avg.
1999-00	4-0	4-1.0	0-0	.000	0-0	.000	0-0	.000	0-1	1-0.3	0-0	0	0	0	0	0-0.0

BADU'S CAREER ACC STATISTICS

Year	GP-GS	Min.-Avg.	FG-A	Pct.	3PA	Pct.	FT-A	Pct.	OR-DR	Reb-Avg.	PF-D	Ast	To	Blk	St	Pts.-Avg.
1999-00	1-0	1-1.0	0-0	.000	0-0	.000	0-0	.000	0-0	0-0.0	0-0	0	0	0	0	0-0.0

BADU'S CAREER NCAA TOURNAMENT STATISTICS

Year	GP-GS	Min.-Avg.	FG-A	Pct.	3PA	Pct.	FT-A	Pct.	OR-DR	Reb-Avg.	PF-D	Ast	To	Blk	St	Pts.-Avg.
1999-00	1-0	1-1.0	0-0	.000	0-0	.000	0-0	.000	0-0	0-0.0	0-0	0	0	0	0	0-0.0



MATT 40 Slaninka

FRESHMAN NEWCOMER**CENTER****HYATTSVILLE, Md.****(DeMATHA)****7-4 • 257 • FRESHMAN****ON SLANINKA**

First-year seven-footer from local powerhouse DeMatha High School ... should develop gradually under the wing of Mike Mardesich and work his way slowly into the Maryland rotation ... exhibits good movement up and down the floor ... expectations will not be high as he is allowed to mature and learn the college game.

WILLIAMS ON SLANINKA

"Matt is one of those guys that if you have the chance to recruit, you do. At 7-4, there might only be two or three players in the country that size. Matt has not played a whole lot in high school, but I really like his attitude and I think he can develop. He obviously has size, but his skills need developing."

HIGH SCHOOL

Graduated from DeMatha High School in 2000 ... four-year letterwinner ... team co-captain who helped lead DeMatha to a consensus No. 9 national ranking while coming off the bench ... ranked No. 7 in the final *USA Today* poll ... DeMatha finished with a 28-5 record ... DeMatha won the championship of the Subway Shootout International in Quebec to begin the 1999-00 season ... advanced to the championship of the Gloxo Wellcome Holiday Invitational in Raleigh, N.C. ... also helped lead the Stags to the championship of the Alhambro Tournament in Cumberland, Md., with three consecutive victories ... a season-high 10 points against Bishop Neumann on Dec. 11 ... scored seven points against Broodneck on Dec. 14 ... helped DeMatha to a Washington Catholic Athletic Conference title as a sophomore, winning the city title game at Cole Field House ... "After three years of waiting, Matt earned his chance as a senior. He has greatly improved his coordination and now has a very solid post game. Matt can grab almost any rebound and alter any team's offensive scheme," said head coach Morgan Wootten ... Wootten was recently inducted into the National Basketball Hall of Fame ... played on the same high school team as North Carolina's Joseph Forte and Kentucky's Keith Bogans.

PERSONAL

Matthew R. Slaninka (pronounced SLAN-uh-kuh) ... born Oct. 26, 1981 ... son of Mary and Rick Slaninka ... mother is a teacher ... father, who played offensive tackle with the Maryland football team from 1968-70, works in advertising.

**ASSISTANT ATHLETIC DIRECTOR WENDY BROWN WITH MATT SLANINKA**



CHRIS 54 Wilcox

FRESHMAN NEWCOMER

FORWARD/CENTER

RALEIGH, N.C.

(ENLOE)

6-10 • 210 • FRESHMAN

ON WILCOX

Blue-chip freshman who was rated among the nation's top twenty prep prospects ... expected to make an immediate impact on the Terps' interior game, adding depth alongside Baxter, Morris, Mardesich and Halden.

WILLIAMS ON WILCOX

"Wilcox is that 6-10 size that, it seems nowadays in college basketball, is really needed on the inside. It is very important to have players like Chris. Not just for his size, but guys his size that can play. With Terence and Lanny, Chris gives us a fifth inside guy at 6-8 or better who we think can play. That really helps our depth. He's a very good rebounder. I think as he gets to college, he'll get challenged more and certainly his game will really develop. I really felt he was one of the best college recruits to come out of high school last year. He's a very important recruit for us."

HIGH SCHOOL

Graduated in 2000 from Enloe High School in Raleigh, N.C. ... ranked No. 20 among the top players in the nation by recruiting expert Bob Gibbons ... considered to be the top recruit from the state of North Carolina according to Gibbons ... transferred to Enloe High School in Raleigh after spending his sophomore and junior years of his high school career at Whiteville ... played his freshman season at West Columbus High.

ENLOE

As a senior, led Enloe to the state championship tournament Eastern Region semifinals ... scored 20 points against Fayetteville Seventy-First ... averaged 15 points and eight rebounds, hitting nearly 75 percent of his shots through most of the season ... selected among the top 50 candidates for the McDonald's All-America Game ... scored a team-high 15 points in the 35th annual Roundball Classic all-star game, played in Raleigh and televised on ESPN2 ... "Chris Wilcox is quick to the basket, and is quick getting down the court. And yes, he can rebound. Oh, brother, can he rebound," said Joel Chaney of the *Raleigh News and Observer*.

WHITEVILLE

Averaged 23 points and 13.1 rebounds and shot nearly 70 percent from the field as a junior in leading Whiteville to the state 2-A championship ... helped Whiteville to the state playoffs with a 32-2 record during his sophomore

season ... led the Raleigh Razorbacks to the state AAU championship prior to the beginning of his senior season ... began to attract national attention as a junior at Whiteville ... scored a career-high 39 points, grabbed 24 rebounds and blocked nine shots in a victory over West Columbus ... made 13 of 14 field goal attempts in only 17 minutes played against Jones High School ... earned regional MVP honors in the state tournament ... scored 21 points, grabbed eight rebounds and blocked five shots in the regional championship game against Wallace-Rose Hill

... scored 20 points, grabbed 12 rebounds, was credited with four assists and blocked four shots in the state championship victory over West Caldwell.

PERSONAL

Chris Ray Wilcox ... born August 3, 1982 ... son of Debra Brawn and Roymond Wilcox ... favorite player is Chris Webber.



TERRAPIN CLUB DIRECTOR ANDREW PLENN WITH CHRIS WILCOX



Maryland and Lonny Baxter will battle Brendan Haywood and North Carolina on Jan. 10 at Cole Field House.



2000-01 OPPONENTS

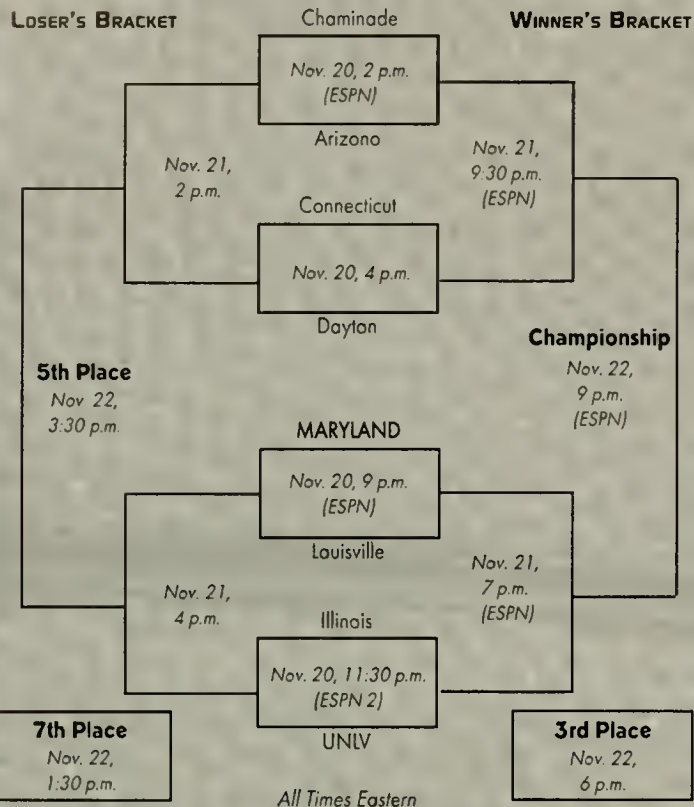
IN THIS SECTION

Mai Invitational Tournament	78
Arizona, Chaminade, Connecticut	78
Dayton, Illinois, Louisville, UNLV	79
BB&T Classic, G. Washington	80
Michigan, St. John's	81
Chicago State, Clemson	82
Duke, Florida State	83
Georgia Tech, UMBC	84
UMES, Norfolk State	85
North Carolina, NC State	86
Oklahoma, Pennsylvania	87
Stony Brook, Virginia	88
Wake Forest, Wisconsin	89
ACC Composite Schedule	90
2001 NCAA and ACC Brackets	92



2000 Maui Invitational

HOSTED BY CHAMINADE UNIVERSITY
LAHAINA CIVIC CENTER • MAUI • NOV. 20-22



Arizona Wildcats

GENERAL INFORMATION

Location: Tucson, Ariz
 Enrollment: 35,400
 Colors: Cardinal, Navy
 Conference: Pacific-10
 Nickname: Wildcats
 Founded: 1885
 Home Arena: Lute Olson Court at McKale Center (14,545)
 President: Dr. Peter Likins
 Athletic Director: Jim Livengood

COACHING STAFF

Head Coach: Lute Olson (Augsburg College, '56)
 Overall Record (Years): 614-219 (27)
 Record at Arizona (Years): 422-127 (17)
 Best Time to Reach: Contact SID
 Office Phone: 520-621-4813
 Assistant Coaches: Jim Rosborough (Iowa '66), Rodney Tenton (San Francisco '88), Jay John (Arizona '81)

2000-2001 SCHEDULE

N20-22 at Maui Invitational
 N25 at Wooden Tradition vs. Purdue
 N29 Gonzaga
 D2 St. Mary's
 D9 at Connecticut
 D16 at Illinois
 D20 Louisiana State
 D28 Bank One Fiesta Bowl
 La-Lafayette vs. Mississippi St.
 Butler vs. Arizona
 D30 Bank One Fiesta Bowl Classic
 Consolation/Championship Game
 California
 J6 Stanford
 J11 at Washington State

LAST YEAR

1999-2000 Overall Record: 27-7
 1999-2000 Conference Record: 15-3
 1999-2000 Conference Finish: T-1st
 1999-2000 Final Rankings: No. 4 AP, No. 8 ESPN/USA Today
 1999-2000 Postseason: 1-1, lost to Wisconsin, 66-59, in the West Region second round

MEDIA SERVICES

Basketball SID: Richard Paige
 Office Phone: 520-621-4163
 Home Phone: 520-882-6583
 E-Mail: rpaige@email.arizona.edu
 Office Fax: 520-621-2681
 Press Row: 520-621-4334

SERIES INFO

Series Record: Arizona leads, 2-0
 Last Meeting: March 19, 1998, Arizona 87, Maryland 79 (at Anaheim, Calif.)

J13	at Washington
J18	USC
J20	UCLA
J24	Arizona State
J27	Texas
F1	at Oregon
F3	at Oregon State
F8	Washington
F10	Washington State
F15	at UCLA
F17	at USC
F21	at Arizona State
M1	Oregon State
M3	Oregon
M8	at Stanford
M10	at California

Connecticut Huskies

GENERAL INFORMATION

Location: Storrs, Conn.
 Enrollment: 21,901
 Colors: National Flag Blue, Navy, White
 Conference: BIG EAST
 Nickname: Huskies, UConn
 Founded: 1881
 Home Arena: Harry A. Gampel Pavilion (10,027), Hartford Civic Center (16,294)
 President: Dr. Philip E. Austin
 Athletic Director: Lew Perkins

COACHING STAFF

Head Coach: Jim Calhoun (AIC '68)
 Overall Record (Years): 579-267 (28)
 Record at UConn (Years): 329-130 (14)
 Best Time to Reach: Contact SID
 Office Phone: 860-486-2720
 Assistant Coaches: Dave Leitao (Northeastern '83), Karl Habs (UConn '85), Tom Moore (Boston University '87)

2000-01 SCHEDULE

N17 Quinnipiac
 N20-22 at Maui Invitational
 N28 Brown
 N30 Houston
 D2 New Hampshire
 D9 Arizona
 D12 vs. Massachusetts (at Hartford)
 D22 Fairfield
 D26 Rhode Island
 D28 Stony Brook
 J3 at Boston College
 J6 St. John's
 J10 Pittsburgh
 J13 at Providence

LAST YEAR

1999-2000 Overall Record: 25-10
 1999-2000 Conference Record: 10-6
 1999-2000 Conference Finish: 4th
 1999-2000 Final Rankings: No. 20 AP
 1999-2000 Postseason: 1-1, lost to Tennessee, 65-51, in the South Region second round

MEDIA SERVICES

Basketball SID: Tim Talakan
 Office Phone: 860-486-3531
 Home Phone: 860-487-0426
 E-Mail: timt@athletics.ath.uconn.edu
 Office Fax: 860-486-5085
 Press Row: 860-486-1888

SERIES INFO

Series Record: Connecticut leads, 2-0
 Last Meeting: March 23, 1995, Connecticut 99, Maryland 89 (at Oakland, Calif.)

J15	at Texas
J20	at Miami
J24	Villanova
J30	at St. John's
F3	Virginia Tech
F6	Providence
F10	at Villanova
F13	Boston College
F17	at Virginia Tech
F19	at Syracuse
F24	Miami
F26	Notre Dame
M3	at Seton Hall
M7-10	at Big East Tournament (New York)

Chaminade Silverswords

GENERAL INFORMATION

Location: Honolulu, Hawaii
 Enrollment: 900
 Colors: Royal Blue, White
 Conference: Pacific West
 Nickname: Silverswords
 Founded: 1955
 Home Arena: McCabe Gym (2,800)
 President: Dr. Sue Wesselkamper
 Athletic Director: Aaron Griess

COACHING STAFF

Head Coach: Aaron Griess (Colorado College '93)
 Overall Record (Years): First year
 Record at Chaminade (Years): First year
 Best Time to Reach: Weekday mornings
 Office Phone: 808-735-4790
 Assistant Coaches: John Hemenway (South Dakota '96), Brian Sudis (Barrington '94)

2000-2001 SCHEDULE

N20-N22 Maui Invitational
 N27 Carleton College
 D1 at UH-Hilo
 D8 Northwest Nazarene
 D16 Northwest Nazarene
 D29 Chapman University
 D31 Lewis & Clark College
 J4 Western Washington
 J6 Seattle Pacific
 J12 at Alaska-Fairbanks
 J13 at Alaska-Fairbanks
 J15 at Alaska-Anchorage

LAST YEAR

1999-2000 Overall Record: 13-13
 1999-2000 Conference Record: 7-7
 1999-2000 Conference Finish: 4th (Pacific Division)
 1999-2000 Final Rankings: None
 1999-2000 Postseason: None

MEDIA SERVICES

Basketball SID: John Hemenway
 Office Phone: 808-735-4790
 Home Phone: N/A
 E-Mail: jhemenwa@chaminade.edu
 Office Fax: 808-739-4695
 Press Row: 808-739-8350

SERIES INFO

Series Record: Maryland leads, 1-0
 Last Meeting: Nov. 21, 1994, Maryland 95, Chaminade 67 (at Maui)

J19 at Hawaii Pacific
 J20 Hawaii Pacific
 J22 at BYU-Hawaii
 J26 Western New Mexico
 J27 Western New Mexico
 J29 Montana State-Billings
 F1 at Western Oregon
 F3 at Humboldt State
 F8 at UH-Hilo
 F16 BYU-Hawaii
 F17 at BYU-Hawaii
 F19 Hawaii Pacific



Dayton Flyers

GENERAL INFORMATION

Location: Dayton, Ohio
 Enrollment: 6,500
 Colors: Red, Blue
 Conference: Atlantic 10
 Nickname: Flyers
 Founded: 1850
 Home Arena: Dayton Arena (13,455)
 President: Bro. Raymond L. Fitz, S.M., Ph.D.
 Athletic Director: Ted Kissel

COACHING STAFF

Head Coach: Oliver Purnell (Old Dominion '75, '78)
 Overall Record (Years): 190-161 (12)
 Record at Dayton (Years): 89-86 (6)
 Best Time to Reach: Weekdays, 11 a.m.-2 p.m.
 Office Phone: 937-229-4421

Assistant Coaches: Ran Jirsa (Gettysburg '81, Tulsa '87), Frank Smith (Old Dominion '88), Wade O'Connor (Bridgewater State '94)

LAST YEAR

1999-2000 Overall Record: 22-9
 1999-2000 Conference Record: 11-5
 1999-2000 Conference Finish: 1st
 1999-2000 Final Rankings: None
 1999-2000 Postseason: 0-1; lost to Purdue, 62-61, in NCAA first round

MEDIA SERVICES

Basketball SID: Doug Hauschild
 Office Phone: 937-229-4460
 Home Phone: 937-426-1863
 E-Mail: sid@udayton.edu
 Office Fax: 937-229-4461
 Press Row: 937-449-2855

SERIES INFO

Series Record: Maryland leads, 2-1
 Last Meeting: Jan. 5, 1985; Dayton 67, Maryland 63 (at Dayton)

2000-01 SCHEDULE

- N20-22 at Maui Invitational
- N29 Cincinnati
- D2 Marshall
- D6 at Miami
- D9 Prairie View A&M
- D16 at Saint Louis
- D19 Old Dominion
- D21 Morehead State
- D23 at Louisville
- D30 Marquette
- J2 Siena
- J6 Duquesne
- J11 Temple
- J14 at St. Joseph's

- J18 at Massachusetts
- J21 La Salle
- J25 at St. Bonaventure
- J27 Fordham
- J30 at Xavier
- F3 at Duquesne
- F6 Massachusetts
- F10 at Rhode Island
- F17 George Washington
- F21 St. Joseph's
- F24 at Temple
- F28 at Fordham
- M4 Xavier
- M7-10 at Atlantic 10 Tourn. (Philadelphia)

Illinois Fighting Illini

GENERAL INFORMATION

Location: Urbana-Champaign, Ill.
 Enrollment: 36,000
 Colors: Orange, Blue
 Conference: Big Ten
 Nickname: Fighting Illini
 Founded: 1867
 Home Arena: Assembly Hall (16,450)
 President: James J. Stukel
 Athletic Director: Ron Guenther

COACHING STAFF

Head Coach: Bill Self (Oklahoma '85)
 Overall Record (Years): 130-80 (7)
 Record at Illinois (Years): First year
 Best Time to Reach: Contact SID
 Office Phone: 217-333-3400

Assistant Coaches: Rob Judson (Illinois '80), Norman Roberts (Queen's College '87), Billy Gillispie (SW Texas State '83)

LAST YEAR

1999-2000 Overall Record: 22-10
 1999-2000 Conference Record: 11-5
 1999-2000 Conference Finish: 4th
 1999-2000 Final Rankings: None
 1999-2000 Postseason: 1-1; lost to Florida, 93-76, in NCAA second round

MEDIA SERVICES

Basketball SID: Kent Brown
 Office Phone: 217-333-1391
 Home Phone: 217-469-0230
 E-Mail: kwbrown3@uiuc.edu
 Office Fax: 217-333-5540
 Press Row: 217-333-1227

SERIES INFO

Series Record: Maryland leads, 2-1
 Last Meeting: Dec. 4, 1999; Maryland 69, Illinois 67 (at Washington, D.C.)

2000-2001 SCHEDULE

- N17 Maine
- N20-22 Maui Invitational
- N26 Texas Southern
- N28 Duke (ACC/Big Ten Challenge, Greensboro)
- D2 at Kansas State
- D6 Wisconsin-Milwaukee
- D9 Seton Hall
- D16 Arizona (Chicago)
- D21 at Missouri (St. Louis)
- D23 at Texas
- D29 Illinois-Chicago (Rosemont, Ill.)
- J3 Minnesota
- J6 Ohio State

- J11 at Iowa
- J13 Michigan
- J17 at Northwestern
- J20 Penn State
- J25 at Michigan
- J31 at Penn State
- F3 Northwestern
- F6 Michigan State
- F10 at Purdue
- F13 Wisconsin
- F17 at Indiana
- F22 at Ohio State
- F24 Iowa
- M3 at Minnesota
- M8-11 at Big Ten Tournament (Chicago)

Louisville Cardinals

GENERAL INFORMATION

Location: Louisville, Ky.
 Enrollment: 22,000
 Colors: Red, Black
 Conference: Conference USA
 Nickname: Cardinals
 Founded: 1798
 Home Arena: Freedom Hall (18,865)
 President: Dr. John Shumaker
 Athletic Director: Tom Jurich

COACHING STAFF

Head Coach: Denny Crum (UCLA '58)
 Overall Record (Years): 663-276 (29)
 Record at Louisville (Years): 663-276 (29)
 Best Time to Reach: Weekday mornings
 Office Phone: 502-852-6581

Assistant Coaches: Vince Taylor (Duke '82), Pat Rafferty (Eastern Montana '78), Scott Davenport (Louisville '78)

LAST YEAR

1999-2000 Overall Record: 19-12
 1999-2000 Conference Record: 10-6
 1999-2000 Conference Finish: 2nd (American Division)
 1999-2000 Final Rankings: None
 1999-2000 Postseason: 0-1; lost to Gonzaga, 77-66, in NCAA first round

MEDIA SERVICES

Basketball SID: Kenny Klein
 Office Phone: 502-852-6581
 Home Phone: 502-636-3555
 E-Mail: kenny.klein@louisville.edu
 Office Fax: 502-852-7401
 Press Row: 502-852-5567

SERIES INFO

Series Record: Louisville leads, 5-1
 Last Meeting: Dec. 28, 1992; Louisville 72, Maryland 67 (at College Park, Md.)

2000-2001 SCHEDULE

- N17 at Hawaii
- N20-22 Maui Invitational
- N30 at Alabama
- D5 Georgetown
- D9 Western Kentucky
- D16 at South Alabama
- D18 Loyola-Chicago
- D21 Murray State
- D23 Dayton
- D30 Oregon
- J2 Kentucky
- J6 at Saint Louis
- J10 at Tulane
- J13 Cincinnati
- J17 Houston

- J21 at Southern Mississippi
- J24 at Cincinnati
- J27 DePaul
- J31 at South Florida
- F3 Saint Louis
- F8 Marquette
- F11 UNC Charlotte
- F14 at DePaul
- F17 at Utah
- F21 at UNC Charlotte
- F25 at Marquette
- F27 UA8
- M3 Memphis
- M7-10 C-USA Tournament (Louisville)

UNLV Runnin' Rebels

GENERAL INFORMATION

Location: Las Vegas, Nev.
 Enrollment: 23,000
 Colors: Scarlet, Gray
 Conference: Mountain West
 Nickname: Runnin' Rebels
 Founded: 1957
 Home Arena: Thomas and Mack Center (18,500)
 President: Dr. Carol C. Horter
 Athletic Director: Charles Cavagnaro

COACHING STAFF

Head Coach: Bill Bayno (Sacred Heart '85)
 Overall Record (Years): 91-60 (5)
 Record at UNLV (Years): 91-60 (5)
 Best Time to Reach: Contact SID
 Office Phone: 702-895-3295

Assistant Coaches: Dave Rice (UNLV '91), Max Good (Eastern Kentucky '69), Charles Cunningham (North Alabama '73)

LAST YEAR

1999-2000 Overall Record: 23-8
 1999-2000 Conference Record: 10-4
 1999-2000 Conference Finish: T-1st
 1999-2000 Final Rankings: None
 1999-2000 Postseason: 0-1; lost to Tulsa, 89-62, in NCAA first round

MEDIA SERVICES

Basketball SID: Andy Grassman
 Office Phone: 702-895-3207
 Home Phone: 702-260-7369
 E-Mail: agrassman@ccmail.nevada.edu
 Office Fax: 702-895-0989
 Press Row: 702-895-4600

Radio Play-by-Play: Ken Korach
 Flagship Radio Station: KBAD 920 AM
 Website: unlvrebels.com

SERIES INFO

Series Record: UNLV leads, 4-1
 Last Meeting: March 16, 1986; UNLV 70, Maryland 64 (at Long Beach, Calif.)

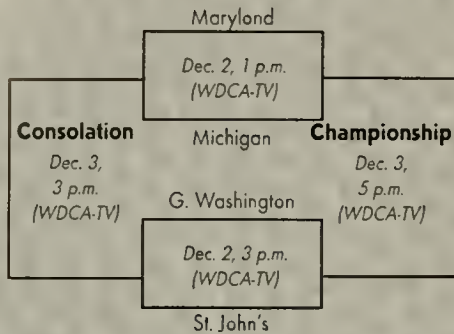
2000-2001 SCHEDULE

- N17 Northern Arizona
- N20-22 at Maui Invitational
- N25 Cal State Northridge vs. Oklahoma State
- D9 at Nevada
- D16 Cincinnati
- D18 Alaska-Anchorage
- D22 Pepperdine
- D28 Manmouth
- D31 at Old Dominion
- J3 Loyola Marymount
- J6 Chicago State
- J8 Air Force
- J13 at Utah

- J15 at BYU
- J22 New Mexico
- J25 at Georgetown
- J27 San Diego State
- F3 at Colorado State
- F5 at Wyoming
- F10 BYU
- F12 Utah
- F17 at Air Force
- F19 at New Mexico
- F24 at San Diego State
- M1 Colorado State
- M3 Wyoming
- M8-10 Mountain West Tourn. (Las Vegas)



2000 BB&T Classic



All-Time BB&T Records

1995 RESULTS

December 2 (Semifinals)

Florida 75, George Washington 66
 Massachusetts 50, Maryland 47

December 3

Consolation: Maryland 98, G. Washington 81
 Championship: Massachusetts 80, Florida 58

1995 All-Tournament Team

Marcus Comby, Mass. (MVP)
 Dametri Hill, Florida
 Alexander Koul, George Washington
 Johnny Rhodes, Maryland
 Greg Williams, Florida

1996 RESULTS

December 8 (Semifinals)

George Washington 57, Mississippi State 36
 Maryland 80, California 64

December 9

Consolation: California 78, Mississippi State 45
 Championship: Maryland 74, G. Washington 68

1996 All-Tournament Team

Keith Booth, Maryland (MVP)
 Ed Gray, California
 Alexander Koul, George Washington
 Yegor Mescheriakov, George Washington
 Laron Profit, Maryland

1997 RESULTS

December 7 (Semifinals)

#19 Maryland 86, #2 Kansas 83
 George Washington 66, Penn 62

December 8

Consolation: Kansas 89, Penn 71
 Championship: G. Washington 70, Maryland 66

1997 All-Tournament Team

Rodney Elliott, Maryland
 Raef LaFrentz, Kansas
 Paul Pierce, Kansas
 Laron Profit, Maryland
 Shawnto Rogers, George Washington (MVP)

1998 RESULTS

December 6 (Semifinals)

Depaul 87, GW 79
 #2 Maryland 62, #5 Stanford 60

December 7

Consolation: Stanford 70, GW 56
 Championship: Maryland 92, DePaul 75

1998 All-Tournament Team

Steve Francis, Maryland (MVP)
 Mark Madsen, Stanford
 Yegor Mescheriakov, George Washington
 Terence Morris, Maryland
 Quentin Richardson, DePaul

1999 RESULTS

December 4 (Semifinals)

George Washington 72, Seton Hall 63
 #20 Maryland 69, #16 Illinois 67

December 5

Consolation: Illinois 72, Seton Hall 61
 Championship: G. Washington 74, Maryland 69

1999 All-Tournament Team

SirValiant Brown, GW (MVP)
 Juan Dixon, Maryland
 Lonny Boxter, Maryland
 Cory Bradford, Illinois
 Darius Lane, Seton Hall

INDIVIDUAL RECORDS-ONE GAME

Field Goals
 12 Raef LaFrentz, Kansas vs. Penn, '97

Field Goal Attempts
 21 Raef LaFrentz, Kansas vs. Maryland, '97

FG Pct. (min 10 FGA)
 .800 Raef LaFrentz, Kansas vs. Penn, '97
 .800 Garrett Kreitz, Penn vs. GW, '97

3 Pt. Field Goals
 6 Gorrett Kreitz, Penn vs. GW, '97

3 Pt. FG Attempts
 11 Kwome Evans, GW vs. Florida, '95

Offensive Rebounds
 8 Alexander Koul, GW vs. Maryland, '96

Defensive Rebounds
 11 Dametri Hill, Florida vs. GW, '95

Total Rebounds
 16 Raef LaFrentz, Kansas vs. Maryland, '97

Free Throws Made and Attempted
 16-24 Keith Booth, Maryland vs. GW '96

Points
 30 Marcus Comby, Mass. vs. Florida, '95

Assists
 10 Edgar Podilla, Mass vs. Florida, '95

Turnovers
 9 Rodney Elliott, Maryland vs. Kansas, '97

Blocked Shots
 6 Terence Morris, Maryland vs. GW, '99

Steals
 6 Laron Profit, Maryland vs. Kansas, '97

G. Washington Colonials



TOM PENDERS



POSSIBLE GAME • DEC. 3
 AT WASHINGTON, D.C.



MIKE KING

GENERAL INFORMATION

Location: Washington, D.C.
 Enrollment: 20,346
 Colors: Buff, Blue
 Conference: Atlantic 10
 Nickname: Colonials
 Founded: 1821
 Home Arena: Charles E. Smith Center (5,000)
 President: Stephen Joel Trachtenberg
 Athletic Director: Jack Kvanacz

COACHING STAFF

Head Coach: Tom Penders (Connecticut '67)
 Overall Record (Years): 513-342 (29)
 Record at GW (Years): 35-23 (2)
 Best Time to Reach: 4:30-6 p.m. Mon-Thurs.
 Office Phone: 202-994-6651
 Assistant Coaches: Rob Wright (Paul Quinn '83),
 Bonzie Calson (Rhode Island '89), Tommy
 Penders (Texas '95)

LAST YEAR

1999-2000 Overall Record: 15-15
 1999-2000 Conference Record: 9-7
 1999-2000 Conference Finish: 2nd (West)
 1999-2000 Final Rankings: None
 1999-2000 Postseason: None

MEDIA SERVICES

Basketball SID: Brad Bower
 Office Phone: 202-994-0339
 Home Phone: 703-658-1497
 E-Mail: bbower@gwu.edu
 Office Fax: 202-994-2713
 Press Row: 202-994-1776

SERIES INFO

Series Record: Maryland leads, 33-25
 Last Meeting: Dec. 5, 1999, GWU 74, Maryland
 69 (at Washington, D.C.)

THIS YEAR

Starters Returning/Lost: 5/0
 Lettermen Returning/Lost: 10/4
 Returning Starters: SirValiant Brown (So., G), Chris Manroe (So., G), Mike King (Sr., G), Antxon Iturbe (Sr., F), Bernard Barrow (Sr., G)
 Other Key Returnees: Patrick Ngangba (Sr., F), Jason Smith (Jr., F), Albert Roma (Jr., C), Valery Khomeia (Sr., G/F)
 Key Losses: Francisco de Miranda (F)

2000-2001 SCHEDULE

N18	Texas A&M	J10	St. Joseph's
N20	Old Dominion	J13	La Salle
N24-25	Red Auerbach Colonial Classic	J16	Xavier
N24	Boston University vs. Quinnipiac	J20	vs. Fordham (at New York)
	GWU vs. Howard	J23	at Duquesne
N25	Consolation Game	J27	St. Bonaventure
	Championship Game	F3	at Xavier
N28	at South Florida	F8	at Temple
D2-3	at BB&T Classic	F11	Duquesne
D2	Maryland vs. Michigan	F14	at Rhode Island
	GWU vs. St. John's	F17	at Dayton
D3	Consolation/Championship Game	F21	Fordham
D9	Richmond	F24	Massachusetts
D11	Providence	F28	at St. Bonaventure
D27-30	at Outrigger Hotels Rainbow Classic	M3	Temple
J3	at UNC Charlotte	M7-10	at Atlantic 10 Tourn. (Philadelphia)
J6	at Massachusetts		

2000-2001 ROSTER

No.	Player	Pos.	Yr.	Ht.	Wt.	Hometown	PPG	RPG
3	Albert Roma	C	Jr.	7-0	228	Balena, Spain	1.5	1.4
4	Chris Manroe	G	So.	6-3	225	Hyattsville, Md.	16.3	6.8
5	Mike King	G	Sr.	6-4	179	Baltimore, Md.	12.1	5.5
10	Valery Khomeia	G/F	Sr.	6-8	232	Gradna, Belarus	3.5	0.4
12	Bernard Barrow	G	Sr.	5-8	142	Harlem, N.Y.	9.1	3.3
13	SirValiant Brown	G	So.	6-1	158	Springfield, Va.	24.6	3.3
14	Darnell Miller	G	Fr.	6-4	195	Bronx, N.Y.		
15	Antxon Iturbe	F	Sr.	6-8	235	Vitoria, Spain	4.1	5.4
22	Arthur Andrews	F	So.	6-7	181	Avon, Conn.		
30	Marquin Chandler	F	Fr.	6-7	210	Oakland, Calif.		
31	Joason Smith	F	Jr.	6-8	200	Boston, Mass.	6.1	3.1
34	Greg Callucci	G	Fr.	6-3	185	Palm Beach Gardens, Fla.		
35	Patrick Ngangba	F	Sr.	6-8	238	Bongui, Cent. African Repub.	3.4	3.9



Michigan Wolverines



BRIAN ELLERBE




DEC. 2
AT WASHINGTON, D.C.



JOSH ASSELIN


St. John's Red Storm



MIKE JARVIS



POSSIBLE GAME • DEC. 3
AT WASHINGTON, D.C.



REGGIE JESSIE

GENERAL INFORMATION

Location: Ann Arbor, Mich.
Enrollment: 37,846
Colors: Maize, Blue
Conference: Big Ten
Nickname: Wolverines
Founded: 1817
Home Arena: Crisler Arena (13,562)
President: Lee C. Ballinger
Athletic Director: William C. Martin

COACHING STAFF

Head Coach: Brian Ellerbe (Rutgers '85)
Overall Record (Years): 86-89 (6)
Record at Michigan (Years): 52-42 (3)
Best Time to Reach: Contact SID
Office Phone: 734-763-5504
Assistant Coaches: Scott Trust (Minnesota-Morris '85), Kutis Townsend (Western Kentucky '82), Terence Green (DePaul '94)

LAST YEAR

1999-2000 Overall Record: 15-14
1999-2000 Conference Record: 6-10
1999-2000 Conference Finish: T-7th
1999-2000 Final Rankings: None
1999-2000 Postseason: 0-1; lost to Notre Dame, 75-65, in NIT first round

MEDIA SERVICES

Basketball SID: Tom Wywrat
Office Phone: 734-647-1268
Home Phone: 734-528-0244
E-Mail: twywrat@umich.edu
Office Fax: 734-647-1188
Press Row: 734-998-7188
Radio Play-by-Play: TBA
Office Phone: 313-873-9830
Flagship Radio Station: WJR AM 760
Website: www.mgablue.com

SERIES INFO

Series Record: Michigan leads, 3-1
Last Meeting: March 25, 1994; Michigan 78, Maryland 71 (at Dallas, Texas)

THIS YEAR

Starters Returning/Last: 3/2
Lettermen Returning/Last: 7/7
Returning Starters: Gavin Graninger (So., G), LaVell Blanchard (So., F), Josh Asselin (Sr., C)
Other Key Returnees: Leon Jones (Jr., G), Chris Young (Jr., F/C), Herb Gibson (Jr., F), Ratalu Adebisi (Jr., F)
Key Losses: Kevin Gaines (So., G), Ramal Hunter (G), Brandon Smith (F)

2000-2001 SCHEDULE

N17	at Oakland	J13	at Illinois
N21	Western Michigan	J18	at Ohio State
N25	Wagner	J20	at Iowa
N28	Wake Forest (ACC/Big Ten Challenge)	J25	Illinois
D2-3	at BB&T Classic	J27	at Northwestern
D2	Michigan vs. Maryland	J30	Michigan State
D3	Consolation/Championship Game	F3	Wisconsin
D9	at Duke	F7	at Penn State
D13	Bowling Green	F11	at Indiana
D23	Morris Brown	F14	Iowa
D27	Towson	F17	Minnesota
D30	Eastern Michigan	F24	Purdue
J3	at Purdue	F28	Northwestern
J9	Indiana	M3/4	at Michigan State
		M8-11	at Big Ten Tournament (Chicago)

2000-2001 ROSTER

No.	Player	Pos.	Yr.	Ht.	Wt.	Hometown	PPG	RPG
0	Leon Jones	G	Jr.	6-4	195	Battle Creek, Mich.	8.7	2.7
1	Avery Queen	G	Fr.	5-7	150	Marena Valley, Calif.		
3	Maurice Seairight	G	Fr.	6-2	205	Orchard Lake, Mich.		
4	Colin Dill	F	Fr.	6-7	225	Saginaw, Mich.		
10	Herb Gibson	F	Jr.	6-5	205	Taylor, Mich.	0.0	0.3
12	Mike Goffredson	G	Sr.	5-11	175	Grasse Pointe, Mich.		
21	Bernard Robinson	F	Fr.	6-6	185	Washington, D.C.		
23	Gavin Graninger	G	So.	6-5	190	Plainfield, Ind.	7.1	1.5
25	Josh Asselin	F/C	Sr.	6-11	250	Caro, Mich.	8.6	5.3
30	LaVell Blanchard	F	So.	6-7	205	Ann Arbor, Mich.	14.4	7.9
34	Josh Moore	C	Fr.	7-2	305	Newark, N.J.		
45	Chris Young	F/C	So.	6-9	220	Plymouth, Mich.	4.7	3.7
52	Ratalu Adebisi	F	Jr.	6-5	210	Ann Arbor, Mich.	0.0	0.0

GENERAL INFORMATION

Location: Jamaica, N.Y.
Enrollment: 17,000
Colors: Red, White
Conference: Big East
Nickname: Red Storm
Founded: 1870
Home Arena: Alumni Hall (6,00B)
President: Fr. Donald Harrington, C.M.
Athletic Director: Ed Manetto, Jr.

COACHING STAFF

Head Coach: Mike Jarvis (Northeastern '68)
Overall Record (Years): 306-158 (15)
Record at St. John's (Years): 53-17 (2)
Best Time to Reach: Contact SID
Office Phone: 718-990-6225
Assistant Coaches: Kevin Clark (Clark '81), Mike Jarvis II (Boston University '92)

THIS YEAR

Starters Returning/Last: 2/3
Lettermen Returning/Last: 3/4
Returning Starters: Anthony Glover (Jr., F), Reggie Jessie (Sr., G/F)
Other Key Returnees: Donald Emanuel (Jr., C)
Key Losses: Erick Barkley (G), Bootsy Thornton (F), Lavar Postell (F), Chudney Gray (G)

2000-2001 SCHEDULE

N9-10	Coaches vs. Cancer	J6	at Connecticut
N9	St. John's vs. Kentucky	J10	Boston College
	UCLA vs. Kansas	J14	at Rutgers
N10	Consolation/Championship Game	J20	Villanova
N18	Stony Brook	J22	Miami
N25	Niagara	J27	at Virginia Tech
D2-3	at BB&T Classic	J0	Connecticut
D2	Maryland vs. Michigan	F3	at Providence
D3	St. John's vs. GWU	F5	at Notre Dame
D9	Consolation/Championship Game	F10	at Miami
D9	at Fordham	F14	Providence
D13	at Ohio State	F18	Duke
D16	Hofstra	F21	Georgetown
D21	Manhattan	F25	at Villanova
D30	USF	F28	at Boston College
J3	Virginia Tech	M4	Syracuse
		M7-10	Big East Tournament (New York)

2000-2001 ROSTER

No.	Player	Pos.	Yr.	Ht.	Wt.	Hometown	PPG	RPG
3	Sharif Fardham	G	Jr.	6-4	200	New York, N.Y.		
4	Abe Keita	C	So.	6-11	235	Winchendon, Mass.		
10	Omar Cook	G	Fr.	6-1	190	Queens, N.Y.		
11	John Scheiman	G	So.	6-1	185	New York, N.Y.	0.2	0.2
15	Alpha Banguro	F	So.	6-6	215	Londover, Md.		
22	Anthony Glover	F	Jr.	6-6	225	Bronx, N.Y.	10.2	5.3
23	Willie Shaw	F	Fr.	6-6	185	Bronx, N.Y.		
25	Kyle Cuffe	F	Fr.	6-8	210	New York, N.Y.		
32	Jack Wolfinger	F	So.	6-11	205	Portland, Ore.		
33	Donald Emanuel	C	Jr.	6-8	230	Houston, Texas	2.5	2.2
41	Reggie Jessie	G/F	Sr.	6-7	213	Queensbridge, N.Y.	8.7	5.6
44	Mahomed Diakite	C	Fr.	6-10	210	Rockville, Md.		
52	Curtis Johnson	C	Fr.	7-3	320	Norfolk, Va.		
55	John Parker	F	So.	6-6	210	Pasadena, Calif.	0.5	0.3



Chicago State Cougars



Bo Ellis



Dec. 27
AT COLLEGE PARK, MD.



Darrell Johns

GENERAL INFORMATION

Location: Chicago, Ill.
 Enrollment: 8,416
 Colors: Green, White
 Conference: Mid-Centennial
 Nickname: Cougars
 Founded: 1867
 Home Arena: Jacoby D. Dickens Center (2,500)
 President: Dr. Elnora D. Daniel
 Athletic Director: Al Avant

COACHING STAFF

Head Coach: Bo Ellis (Marquette '77)
 Overall Record (Years): 13-42 (2)
 Record at Chicago State (Years): 13-42 (2)
 Best Time to Reach: Weekdays, 10-noon
 Office Phone: 773-995-3657
 Assistant Coaches: Mike Rice (Fardham '91), James Farr (Creighton '89), Ty Maesler (Wisconsin-Oshkosh '96)

THIS YEAR

Starters Returning/Last: 2/3
 Lettermen Returning/Lost: 10/3
 Returning Starters: Darrell Johns (Sr., G), Tony Janes (Sr., F)
 Other Key Returnees: Terrence West (Jr., G)
 Key Losses: Tim Bryant (G), Squirt Hicks (G), Pierre Shuttlesworth (F)

2000-2001 SCHEDULE

N22	Detroit	J13	UMKC
N25	at Illinois State	J18	at Oakland
N29	Loyola-Chicago	J20	at Youngstown State
D2	Oakland	J25	Valparaisa
D4	Wisconsin-Milwaukee	J27	at Western Illinois
D9	at DePaul	F1	Youngstown State
D16	Lakeland	F3	Southern Utah
D20	at Eastern Michigan	F8	at IUPUI
D23	at Illinois-Chicago	F10	Western Illinois
D27	at Maryland	F15	at UMKC
D29	at Hampton	F17	at Oral Roberts
J4	at Southern Utah	F22	IUPUI
J6	at UNLV	F24	at Valparaisa
J11	Oral Roberts		

2000-2001 ROSTER

No.	Player	Pos.	Yr.	Ht.	Wt.	Hometown	PPG	RPG
10	Erick Cooley	G	Jr.	5-10	165	Anderson, Ind.	0.5	0.5
13	Basil Evelyn	G	Sr.	5-3	150	Bronx, N.Y.	0.0	0.2
14	Kin Yanders	G	Sr.	6-3	205	Decatur, Ill.	4.6	2.3
20	Terrence West	G	Jr.	6-0	190	Chicago, Ill.	3.4	1.3
22	Jason Wesenberg	G	Sr.	6-4	195	Bonduel, Wis.	3.7	0.2
33	Andre Wiggins	F	Jr.	6-4	170	Chicago, Ill.	3.0	2.3
44	Randy Nelson	F	Sr.	6-9	225	Taranta, Ont.	1.2	4.7
45	Tony Janes	F	Sr.	6-8	200	Mesa, Ariz.	8.2	4.2
50	Clark Bane	F	Sr.	6-8	245	Gary, Ind.	1.8	1.8
55	Darrell Johns	C	Sr.	7-1	285	Kokomo, Ind.	13.8	7.7
	Rafael Marris	F	Fr.	6-6	215	Chicago, Ill.		
	Raheem Oliver	G	Jr.	6-6	200	New York, N.Y.		

Clemson Tigers



Larry Shyatt



JAN. 2 AT CLEMSON, S.C.
FEB. 4 AT COLLEGE PARK, MD.



Will Solomon

GENERAL INFORMATION

Location: Clemson, S.C.
 Enrollment: 16,982
 Colors: Orange, Purple
 Conference: Atlantic Coast
 Nickname: Tigers
 Founded: 1889
 Home Arena: Littlejohn Coliseum (11,020)
 President: James F. Barker
 Athletic Director: Bobby Robinson

COACHING STAFF

Head Coach: Larry Shyatt (Waaser '73)
 Overall Record (Years): 49-44 (3)
 Record at Clemson: 30-35 (2)
 Best Time to Reach: Through SID
 Office Phone: 864-656-1954
 Assistant Coaches: Darren Tillis, Bobby Hussey, Matt Driscoll

THIS YEAR

Starters Returning/Last: 4/1
 Lettermen Returning/Lost: 9/1
 Returning Starters: Will Solomon (Jr., G), Edward Scott (So., G), Adam Allenspach (Sr., C), Chucky Gilmore (Jr., F/C)
 Other Key Returnees: Pasha Bains (So., G), Dustin Braddick (Jr., G/F), Roy Henderson (So., F/C)
 Key Losses: Andrius Jurkunas (F)

2000-2001 SCHEDULE

N17	Hartford	J21	at Wake Forest
N21	Seton Hall	J24	Georgia Tech
N25	Citadel	J27	Virginia
N28	Northwestern	J31	at Florida State
D2	Western Carolina	F4	at Maryland
D5	Winthrop	F7	Duke
D9	at South Carolina	F14	at NC State
D16	Wofford	F7	Duke
D20-22	at Puerto Rico Shootout	F14	at NC State
D28	Charleston Southern	F18	North Carolina
D30	at Coastal Carolina	F21	Wake Forest
J2	Maryland	F25	at Georgia Tech
J7	at Duke	F28	at Virginia
J13	NC State	M3	Florida State
J17	at North Carolina	M8-11	at ACC Tournament (Atlanta)

2000-2001 ROSTER

No.	Player	Pos.	Yr.	Ht.	Wt.	Hometown	PPG	RPG
0	Tony Stackman	G	Fr.	6-1	165	Medina, Ohio		
1	Will Solomon	G	Jr.	6-1	185	East Hartford, Conn.	20.9	4.1
10	Edward Scott	G	Sr.	6-0	180	Eastover, S.C.	6.5	3.3
15	Jamar McKnight	G/F	Jr.	6-5	195	Zachary, La.		
20	Walker Holt	G	Sr.	6-3	190	Greensboro, N.C.	1.3	1.0
21	Roy Henderson	F/C	Sr.	6-8	250	Charlotte, N.C.	3.9	3.8
24	Dustin Braddick	G/F	Jr.	6-5	215	Charleston, S.C.	4.9	4.3
31	Tomas Nagys	F	Sr.	6-9	235	Mazeikiai, Lithuania	2.6	2.4
33	Pasha Bains	G	Sr.	6-3	205	Richmond, Canada	5.7	1.7
35	Dwan Clifton	G/F	Fr.	6-5	190	High Point, N.C.		
42	Chucky Gilmore	F	Jr.	6-8	255	Fayetteville, N.C.	3.7	6.1
43	Chris Habbs	F	Fr.	6-7	265	Chapel Hill, N.C.		
55	Adam Allenspach	C	Sr.	7-1	265	Parkland, Fla.	11.4	7.1



Duke Blue Devils



JAN. 27 AT COLLEGE PARK, MD.
FEB. 27 AT DURHAM, N.C.



SHANE BATTIER



STEVE ROBINSON



JAN. 14 AT TALLAHASSEE, FLA.
FEB. 14 AT COLLEGE PARK, MD.



D. ARRINGTON

GENERAL INFORMATION

Location: Durham, N.C.
Enrollment: 6,264
Colors: Royal Blue, White
Conference: Atlantic Coast
Nickname: Blue Devils
Founded: 1838
Home Arena: Cameron Indoor Stadium
President: Dr. Nan O. Keohone
Athletic Director: Joe Alleva

COACHING STAFF

Head Coach: Mike Krzyzewski (Army '69)
Overall Record (Years): 571-219 (25)
Record at Duke (Years): 498-160 (20)
Best Time to Reach: Contact SID
Office Phone: 919-613-7500
Assistant Coaches: Johnny Dawkins (Duke '86),
Steve Wojciechowski (Duke '98), Chris Collins
(Duke '96)

THIS YEAR

Starters Returning/Lost: 4/1
Lettermen Returning/Lost: 12/1
Returning Starters: Shane Battier (Sr., G), Jason Williams (So., G), Carlos Boozer (So., F/C), Nate James (Sr., G/F)
Other Key Returnees: Mike Dunleavy (So., G/F), Nick Horvath (So., F), Matt Christensen (Jr., F), Casey Sanders (So., C), Andre Buckner (So., G), Ryan Coldbeck, (Sr., G), J.D. Simpson (Sr., G), Andy Borman (Sa., G)
Key Losses: Chris Carrawell (G)

2000-2001 SCHEDULE

N14	Princeton (Preseason NIT)	J13	Virginia
N17	Fairfield/Villanova (Preseason NIT)	J16	Boston College
N22	Preseason NIT Semifinals	J20	at Georgio Tech
N24	Preseason NIT Championship	J24	Wake Forest
N25	Army	J27	at Maryland
N28	Illinois (ACC/BigTen Challenge, Greensboro)	F1	North Carolina
D2	at Temple	F4	Florida State
D5	Davidson	F7	at Clemson
D9	Michigan	F11	NC State
D19	at Portland	F14	at Virginia
D21	at Stanford	F18	at St. John's
D30	North Carolina A&T	F21	Georgio Tech
J4	at Florida State	F24	at Wake Forest
J7	Clemson	F27	Maryland
J10	at NC State	M4	at North Carolina
		M8-11	at ACC Tournament (Atlanta)

2000-2001 ROSTER

No.	Player	Pos.	Yr.	Ht.	Wt.	Hometown	PPG	RPG
3	Nick Horvath	F	So.	6-10	215	Arden Hills, Minn.	3.4	1.9
4	Carlos Boozer	F/C	So.	6-9	260	Juneau, Alaska	13.0	6.3
5	Ryan Coldbeck	G	Sr.	6-3	190	Shelburne, Vt.	0.6	0.3
12	Andre Sweet	F	Fr.	6-6	200	Manhattan, N.Y.		
13	J.D. Simpson	G	Sr.	6-4	200	Woodside, Calif.	0.4	0.2
14	Nate James	G/F	Sr.	6-6	205	Washington, D.C.	11.0	4.5
15	Andre Buckner	G	Sa.	5-10	180	Hopkinsville, Ky.	1.0	0.5
20	Casey Sanders	C	So.	6-11	220	Tampa, Fla.	1.8	1.2
21	Chris Duhon	G	Fr.	6-2	180	Slidell, La.		
22	Jason Williams	G	So.	6-2	190	Plainfield, N.J.	14.5	4.2
30	Andy Borman	G	So.	6-0	175	Morrisville, N.C.	0.0	0.1
31	Shane Battier	F	Sr.	6-5	215	Birmingham, Mich.	17.4	5.6
34	Mike Dunleavy	G/F	Sa.	6-7	200	Lake Oswego, Ore.	9.1	4.3
41	Matt Christensen	F	Jr.	6-10	240	Belmont, Mass.	2.0	2.3

Florida State Seminoles

GENERAL INFORMATION

Location: Tallahassee, Fla.
Enrollment: 30,519
Colors: Garnet, Gold
Conference: Atlantic Coast
Nickname: Seminoles
Founded: 1857
Home Arena: Tallahassee Leon County Civic Center (12,200)
President: Talbot "Sandy" D'Alemberte
Athletic Director: Dove Hart, Jr.

COACHING STAFF

Head Coach: Steve Robinson (Radford '81)
Overall Record (Years): 89-66 (5)
Record at Florida State (Years) 43-48 (3)
Best Time to Reach: Contact SID
Office Phone: 850-644-1461
Assistant Coaches: Coleman Crawford (North Alabama '75), Rob Wilkes (Stetson '93), Stephen Giles (North Carolina '90)

THIS YEAR

Starters Returning/Lost: 2-3
Lettermen Returning/Lost: 6/6
Returning Starters: Delvon Arrington (Sr., G), Adrian Crawford (Sr., G)
Other Key Returnees: Antwan Dixon (Jr., F), Mike Mathews (So., F/C)
Key Losses: Ron Hale (F), Damos Anderson (F)

2000-2001 SCHEDULE

N22-25	at Great Alaska Shootout	J20	North Carolina
N29	Minnesota (ACC/Big Ten Challenge)	J25	North Carolina State
D4	Furman	J27	at Georgia Tech
D7	South Florida	J31	Clemson
D9	at Vanderbilt	F4	at Duke
D17	Jacksonville	F10	Wake Forest
D19	at Cleveland State	F14	at Maryland
D21	Binghamton	F17	Virginia
D30	Morgan State	F22	at North Carolina
J4	Duke	F25	at North Carolina State
J6	UNC-Asheville	F28	Georgia Tech
J9	at Wake Forest	M3	at Clemson
J14	Maryland	M8-11	at ACC Tournament (Atlanta)
J16	at Virginia		

2000-2001 ROSTER

No.	Player	Pos.	Yr.	Ht.	Wt.	Hometown	PPG	RPG
1	Michael Joiner	F	Fr.	6-7	215	Fayetteville, N.C.		
3	J.D. Bracy	G	Fr.	6-4	190	Kissimmee, Fla.		
4	Antwan Dixon	F	Jr.	6-5	200	Marietta, Ga.	4.7	3.3
5	Adrian Crawford	G	Sr.	6-5	205	Akron, Ohio	5.3	1.4
10	Delvon Arrington	G	Sr.	5-11	170	Jersey City, N.J.	8.9	4.2
11	Rodney Tucker	F	So.	6-7	230	Stane Mountain, Ga.	2.1	1.9
12	Ryan Lowery	G	Fr.	6-2	180	Gastonia, N.C.		
20	Andrew Wilson	G/F	Fr.	6-6	205	Kennesaw, Ga.		
30	Monte Cummings	G	Jr.	6-4	180	Quincy, Fla.		
33	Mike Mathews	F/C	So.	6-10	230	Tallahossee, Fla.		
34	Nigel Dixon	F/C	So.	6-10	350	Orlando, Fla.	1.8	2.1
50	David Anderson	C	Jr.	7-0	250	Lamar, Colo.	15.2	4.4



Ga. Tech Yellow Jackets

Md.-Balt. County Retrievers



PAUL HEWITT



JAN. 6 AT COLLEGE PARK, MD.
FEB. 6 AT ATLANTA, GA.



ALVIN JONES



TOM SULLIVAN



DEC. 13
AT COLLEGE PARK, MD.



TERENCE WARD

GENERAL INFORMATION

Location: Atlanta, Ga.
Enrollment: 13,000
Colors: Old Gold and White
Conference: Atlantic Coast
Nickname: Yellow Jackets/ Rambling Wreck
Founded: 1885
Home Arena: Alexander Memorial Coliseum at McDonald's Center
President: Dr. G. Wayne Clough
Athletic Director: Dave Braine

COACHING STAFF

Head Coach: Paul Hewitt (St. John's Fisher '85)
Overall Record (Years): 66-27 (3)
Record at Present School (Years): 1st year
Best Time to Reach: 11 a.m.-2 p.m. M-F
Office Phone: 404-894-5425
Assistant Coaches: Dean Keener (Davidson '88), Cliff Warren (Mount St. Mary's '90), Willie Reese (Georgia Tech '89)

THIS YEAR

Starters Returning/Lost: 3/2
Lettermen Returning/Lost: 10/3
Returning Starters: Alvin Jones (Sr., C), Tony Akins (Jr., G), Shaun Fein (Sr., G)
Other Key Returnees: Clarence Moore (So, F), Jan Babul (Sr., F), T.J. Vines (Sr., G), Darryl LaBarrie (Sr., G), Michael Isenhour (Jr., F)
Key Losses: Jason Collier (F), Jason Floyd (G)

2000-2001 SCHEDULE

N17	Wofford	J9	at Virginia
N21	Charleston Southern	J13	Wake Forest
N24	Davidson	J16	at NC State
N28	at Iowa (ACC/Big Ten Challenge)	J20	Duke
D2	vs. UCLA (Wooden Classic)	J24	at Clemson
D6	Georgia	J27	Florida State
D9	at Kentucky	F3	at North Carolina
D18-19	at Stanford Invitational	F6	Maryland
D18	Georgia Tech vs. Idaho State	F11	Virginia
	Stanford vs. Sacred Heart	F14	at Wake Forest
D19	Consolation/Championship Game	F17	NC State
D23	Morgan State	F21	at Duke
D28	Harvard	F25	Clemson
J2	North Carolina	F28	at Florida State
J6	at Maryland	M8-11	at ACC Tournament (Atlanta)

2000-2001 ROSTER

No.	Player	Pos.	Yr.	Ht.	Wt.	Hometown	PPG	RPG
2	Darryl LaBarrie	G	Sr.	6-3	196	Decatur, Ga.	1.3	0.3
3	Tony Akins	G	Jr.	5-11	182	Lilburn, Ga.	11.5	3.3
4	Alvin Jones	C	Sr.	6-11	265	Lakeland, Fla.	9.7	8.0
5	Clarence Moore	F	So.	6-4	225	Narco, La.	4.8	3.9
10	T.J. Vines	G	Sr.	5-10	200	Woodstock, Ga.	4.4	1.8
11	Shaun Fein	G	Sr.	6-3	205	Centerville, Mass.	10.6	3.3
14	Winstan Neal	G	Sr.	6-1	200	Greenville, Ga.	0.0	0.3
23	Jan Babul	F	Sr.	6-7	232	North Attleboro, Mass.	3.6	3.9
24	Marvin Lewis	G	Fr.	6-3	195	Germanatown, Md.		
33	Halston Lane	G-F	Fr.	6-6	200	Oak Ridge, Tenn.		
34	Robert Brooks	F	Fr.	6-9	220	Saginow, Mich.		
44	Michael Isenhour	F	Jr.	6-8	248	Lawrenceville, Ga.	1.2	1.0

LAST YEAR

1999-2000 Overall Record: 13-17
1999-2000 Conference Record: 5-11
1999-2000 Conference Finish: 8th
1999-2000 Final Rankings: None
1999-2000 Postseason: None

MEDIA SERVICES

Basketball SID: Allison George
Office Phone: 404-894-5445
Home Phone: 678-595-7728
E-Mail: ogeorge@at.gtao.gatech.edu
Office Fax: 404-894-1248
Press Row: 404-894-5458, 5459
Radio Play-by-Play: Wes Durham
Office Phone: 404-385-0954
Flagship Radio Station: Georgia Tech ISP Radio Network, Flagship WGST 640 AM
Website: www.ramblinwreck.com

SERIES INFO

Series Record: Georgia Tech leads, 29-24
Last Meeting: Feb. 16, 2000; Maryland 92, Georgia Tech 70 (at College Park, Md.)

GENERAL INFORMATION

Location: Baltimore, Md.
Enrollment: 10,400
Colors: Black, Gold, Red
Conference: Northeast
Nickname: Retrievers
Founded: 1966
Home Arena: Retriever Activities Center (4,024)
President: Dr. Freeman Hrabowski
Athletic Director: Dr. Charles Brown

COACHING STAFF

Head Coach: Tom Sullivan (Fordham '72)
Overall Record (Years): 208-210 (15)
Record at UMBC (Years): 54-85 (5)
Best Time to Reach: Weekday mornings, 10-12
Office Phone: 410-455-2864
Assistant Coaches: Randy Manrae (Cheyney '85), Daug Nicholas (Gettysburg '89), Bill Zatti (Seton Hall '95)

THIS YEAR

Starters Returning/Lost: 4/1
Lettermen Returning/Lost: 7/3
Returning Starters: Terence Ward (Sr., G), Kennedy Okafar (Sr., F), Justin Wilson (So., G), Brad Martin (Sr., F)
Other Key Returnees: Rich Giddens (Jr., G/F), Kareem Washington (So., G), Andre Williams (So., F)
Key Losses: Isaac Green (F)

2000-2001 SCHEDULE

N18-20	Battle of Baltimore Tournament	J16	at Sacred Heart
N18	UMBC vs. Towson	J20	Wagner
	Loyola vs. Morgan State	J22	Sacred Heart
N20	Consolation/Championship Game	J27	at St. Francis (Pa.)
D2	Robert Morris	J29	at Robert Morris
D4	St. Francis (Pa.)	F1	Quinnipiac
D7	at Quinnipiac	F3	Central Connecticut
D9	at Central Connecticut	F8	at Long Island
D13	at Maryland	F10	at St. Francis (N.Y.)
D19	Loyola	F15	Fairleigh Dickinson
D23	at Virginia	F17	at Mt. St. Mary's
D30	Bucknell	F19	Navy
J6	St. Francis (N.Y.)	F22	at Monmouth
J8	Long Island	F24	at Fairleigh Dickinson
J13	Mt. St. Mary's		

2000-2001 ROSTER

No.	Player	Pos.	Yr.	Ht.	Wt.	Hometown	PPG	RPG
5	Kareem Washington	G	So.	6-3	180	White Plains, N.Y.	3.4	1.1
10	Isaac Brooks	G	Fr.	5-10	160	Severn, Md.		
11	Justin Wilson	G	So.	6-0	175	Brooklyn, N.Y.	9.1	4.1
12	Terence Ward	G	Sr.	6-1	165	Egg Harbor Township, N.J.	15.9	2.4
14	Rich Giddens	G/F	Jr.	6-5	205	Huntington Station, N.Y.	6.2	2.0
24	Ronald Yates	G	Fr.	6-4	190	Jamaica, N.Y.		
32	Brad Martin	F	Sr.	6-5	205	Silver Spring, Md.	8.8	4.6
33	Will McClurkin	F/C	Fr.	6-9	220	Medford, N.Y.		
34	Kennedy Okafar	F	Sr.	6-7	257	Brooklyn, N.Y.	12.4	9.3
35	Andre Williams	F	So.	6-5	240	Queens, N.Y.	2.5	2.6
42	Sam Grannum	F	So.	6-7	195	Wyncote, Pa.	1.7	1.2
44	Peter Mulligan	F	Fr.	6-5	205	New York, N.Y.		
45	Eugene Young	F	Fr.	6-8	235	Wilmington, Del.		



Md.-Eastern Shore Hawks

Norfolk State Spartans



Dec. 30
AT COLLEGE PARK, MD.

Dec. 23
AT COLLEGE PARK, MD.

GENERAL INFORMATION

Location: Princess Anne, Md.
Enrollment: 3,250
Colors: Maroon, Gray
Conference: Mid-Eastern Athletic
Nickname: Fighting Hawks/Howks
Founded: 1886
Home Arena: William P. Hyltche Athletic Center
President: Dr. Dalares Spikes
Athletic Director: Dr. Vivian L. Fuller

COACHING STAFF

Head Coach: Thomas Trotter (Wisconsin-Parkside '85)
Overall Record (Years): First year
Record at UMES (Years): First year
Best Time to Reach: Contact SID
Office Phone: 410-651-6541
Assistant Coaches: James Wilhelm, Brad Bestor

LAST YEAR

1999-2000 Overall Record: 12-17
1999-2000 Conference Record: 8-10
1999-2000 Conference Finish: 7th
1999-2000 Final Rankings: None
1999-2000 Postseason: None

MEDIA SERVICES

Basketball SID: T8A
Office Phone: 410-651-6499
Home Phone: T8A
E-Mail: T8A
Office Fax: 410-651-7514
Press Row: 410-651-6709
Website: www.umes.edu/athletics

SERIES INFO

Series Record: Maryland leads, 13-0
Last Meeting: Dec. 28, 1995; Maryland 104, UMES 66 (at College Park, Md.)

GENERAL INFORMATION

Location: Norfolk, Va.
Enrollment: 8,115
Colors: Green, Gold
Conference: Mid-Eastern Athletic
Nickname: Spartans
Founded: 1935
Home Arena: Echols Hall
President: Dr. Marie V. McDemmond
Athletic Director: Orby Mass

COACHING STAFF

Head Coach: Wil Jones
Overall Record (Years): 246-161
Record at Norfolk State (Years): 12-16 (1)
Best Time to Reach: Weekdays, 11-3
Office Phone: 757-823-9192
Assistant Coaches: Jim Hammond, Fred Burroughs

LAST YEAR

1999-2000 Overall Record: 12-15
1999-2000 Conference Record: 11-7
1999-2000 Conference Finish: 5th
1999-2000 Final Rankings: None
1999-2000 Postseason: None

MEDIA SERVICES

Basketball SID: Christian Johnson
Office Phone: 757-823-2628
Home Phone: 757-270-5173
E-Mail: chriss.d25@hotmail.com
Office Fax: 757-823-8218
Website: www.nsu.edu/athletics.htm

SERIES INFO

Series Record: First Meeting

THIS YEAR

Starters Returning/Last: 1/4
Lettermen Returning/Last: 8/6
Returning Starters: Adrian Pryce (Sr., G), Sonyiko Street (Jr., F)
Other Key Returnees: Kofi Amooma (Jr., G), Joshua Hickman (So., G), Brett Hughes (So., C)
Key Losses: Demetrie Reese (G), Kevin Wallace (G)

THIS YEAR

Starters Returning/Last: 2/3
Lettermen Returning/Last: 5/3
Returning Starters: Darrell Neal (Sr., F), Cornelius Roberts (Sr., F)
Other Key Returnees: Dion Dove (Sr., G), Cordell Maxwell (So., G), Terrence Winston (Jr., G)
Key Losses: Will Brooks (F), Damion Woolfolk (G)

2000-2001 SCHEDULE

N22	at Northwestern	J22	Morgan State
N28	at Towson	J27	at North Carolina A&T
D4	at Norfolk State	J29	South Carolina State
D6	at Hampton	J31	at Howard
D9	at Washington State	F3	Hampton
D13	Stony Brook	F5	Norfolk State
D22	at Georgetown	F10	at Delaware State
D30	at Maryland	F12	at Stony Brook
J2	at Arkansas	F17	Bethune Cookman
J6	Delaware State	F19	Florida A&M
J9	at Albany	F24	at Coppin State
J13	at Bethune Cookman	F26	at Morgan State
J15	at Florida A&M	M1	Howard
J20	Coppin State	M5-10	at MEAC Tourn. (Richmond, Va.)

2000-2001 SCHEDULE

N21	at New Orleans	J22	at North Carolina A&T
N25	at Louisiana State	J25	Old Dominion
N29	Hampton	J27	Florida A&M
D4	at Seton Hall	J29	at Bethune Cookman
D6	Howard	F3	at Howard
D9	UNC Greensboro	F5	at Maryland-Eastern Shore
D17	at Maine	F10	Coppin State
D23	at Maryland	F12	Morgan State
D28	at San Diego State	F15	Maryland-Eastern Shore
D30	at Fresno State	F19	at Delaware State
J6	at Coppin State	F24	North Carolina A&T
J8	at Morgan State	F26	South Carolina State
J15	Delaware State	M3	at Hampton
J20	at South Carolina State	M5-10	at MEAC Tourn. (Richmond, Va.)

2000-2001 ROSTER

No.	Player	Pos.	Yr.	Ht.	Wt.	Hometown	PPG	RPG
10	Jashua Hickman	G	So.	5-9	156	Pocomoke, Md.	3.1	0.9
11	Ben Roberts	G	Fr.	6-1	180	Temple Hills, Md.	1.5	0.6
12	Kofi Amooma	G	Jr.	6-3	200	Bramton, Ont.	2.1	2.3
22	Chako Harris	G	Fr.	6-4	190	Toronto, Canada	1.1	0.5
24	Adrian Pryce	G	Jr.	6-0	185	Mississougo, Ont.	4.0	1.1
30	Jay Vaughn	F	So.	6-5	200	Brandywine, Md.	0.0	0.2
32	Sonyiko Street	F/C	Jr.	6-8	225	Rockville, Md.	5.9	3.9
42	Brett Hughes	C	So.	7-0	215	Owings Mills, Md.	2.7	2.9
44	Ali Trolman	F	Fr.	6-6	202	Takoma Park, Md.	0.4	0.6
	Note Brown	G/F	Jr.	6-4	205	Flint, Mich.		
	Kevin Dorby	F	Jr.	6-5	195	Racine, Wis.		
	Andre Newson	G/F	Jr.	6-6	205	Aurora, Ill.		
	Mahammad N'Diaye	C	Jr.	6-8	230	Singal, West Africa		
	Tim Smith	G	Jr.	6-3	185	Chicago, Ill.		
	Thomas Trotter	G	Fr.	6-0	175	Las Cruces, N.M.		

2000-2001 ROSTER

No.	Name	Pos.	Yr.	Ht.	Wt.	Hometown	PPG	RPG
4	Terrence Winston	G	Jr.	6-0	180	Portsmouth, Va.	11.7	2.5
10	Nicholas Byrd	G	Fr.	6-0	190	Hopewell, Va.		
11	Dion Dove	G	Sr.	6-2	190	Temple Hills, Md.	4.5	2.3
13	Jamal Mills	F	Fr.	6-9	200	Cincinnati, Ohio		
14	Derrick Smith	G	Fr.	6-4	190	Bowman, S.C.		
15	Ryan Grier	G	Fr.	6-4	185	Chesapeake, Va.		
21	Cornelius Roberts	F	Sr.	6-6	215	Virginia Beach, Va.		
23	Mohondo Whitfield	G	So.	6-4	200	Portsmouth, Va.	2.9	1.0
25	Keedar Whittle	F	Jr.	6-6	210	Jonesboro, Ga.		
30	Cordell Maxwell	G	So.	6-6	200	Detroit, Mich.	4.6	2.2
33	Edward Seward	C	Fr.	6-9	230	Chesapeake, Va.		
40	Michael Boyd	F	So.	6-7	225	Calumbus, Ohio		
42	Gregory Quick	F	So.	6-8	230	Buffalo, N.Y.		
43	Darrell Neal	F	Sr.	6-8	225	Royal Palm Beach, Fla.	10.1	13.1
50	Clyde Abney	C	Sr.	6-9	320	Pensacola, Fla.	2.2	2.4



00-01 Opponents

2000-01 MARYLAND BASKETBALL

North Carolina Tar Heels

NC State Wolfpack



MATT DOHERTY

JAN. 10 AT COLLEGE PARK, Md.
FEB. 10 AT CHAPEL HILL, Md.

JOE FORTE

HERB SENDEK

JAN. 21 AT RALEIGH, N.C.
FEB. 20 AT COLLEGE PARK, Md.

KENNY INGE

GENERAL INFORMATION

Location: Chapel Hill, N.C.
Enrollment 24,635
Colors: Carolina Blue, White
Conference: Atlantic Coast
Nickname: Tar Heels
Founded: 1789
Home Arena: Dean E. Smith Center (21,572)
Chancellor: James Moeser
Athletic Director: Dick Baddour

COACHING STAFF

Head Coach: Matt Doherty (North Carolina '84)
Overall Record (Years): 22-15 (1)
Record at UNC (Years): First year
Best Time to Reach: Contact SID
Office Phone: 919-962-1154
Assistant Coaches: Doug Wajcik (Navy '90), Fred Quartlebaum (Fardham '89), Bob MacKinnon (King's College '82)

THIS YEAR

Starters Returning/Lost: 4/1
Lettermen Returning/Lost: 8/2
Returning Starters: Jason Copel (Jr., F), Joseph Forte (So., G), Brendon Haywood (Sr., C), Kris Lang (Jr., F/C)
Other Key Returnees: Brian Bersticker (Jr., F/C), Ronald Curry (So., G), Max Owens (Sr., G/F), Julius Peppers (So., F)
Key Losses: Ed Cata (G)

2000-2001 SCHEDULE

N10-11	at NABC Classic	J6	Wake Forest
N10	North Carolina vs. Winthrop	J10	at Maryland
	Arizona State vs. Tulsa	J13	Marquette
N11	Consolation/Championship Game	J17	Clemson
N17	at Appalachian State	J20	at Florida State
N29	at Michigan St (ACC/Big Ten Challenge)	J24	Virginia
D2	Kentucky	J28	at NC State
D4	Miami (Fla.)	F1	at Duke
D9	at Texas A&M (Houston)	F3	Georgia Tech
D17	Buffalo	F6	at Wake Forest
D23	at UCLA	F10	Maryland
D29-30	Roycam Tournament of Champions (Charlotte)	F18	at Clemson
		F22	Florida State
D29	North Carolina vs. Massachusetts	F25	at Virginia
	Richmond vs. Charleston	F28	NC State
D30	Consolation/Championship Game	M4	Duke
J2	at Georgia Tech	M8-11	at ACC Tournament (Atlanta)

2000-2001 ROSTER

No.	Player	Pos.	Yr.	Ht.	Wt.	Hometown	PPG	RPG
00	Brendan Haywood	C	Sr.	7-0	264	Greensboro, N.C.	13.6	7.5
3	Brian Morrison	G	Fr.	6-2	175	Redmond, Wash.		
4	Jason Parker	F	Fr.	6-8	235	Charlotte, N.C.		
11	Michael Braaker	G/F	Sr.	6-6	219	Sandersville, Ga.	0.9	0.5
13	Neil Fingleton	C	Fr.	7-6	295	Durham, England		
14	Jonathan Holmes	G	So.	6-0	175	Bloomington, Ind.	0.3	0.2
15	Kenny White	G	Sr.	6-0	174	Chattanooga, Tenn.	0.0	0.2
22	Ronald Curry	G	So.	6-2	200	Hampton, Va.		
24	Max Owens	G/F	Sr.	6-5	198	Macan, Ga.	7.4	1.3
25	Jason Copel	F/G	Jr.	6-8	224	Chesapeake, Va.	12.3	6.8
31	Adam Boone	G	Fr.	6-2	182	Minnetanka, Minn.		
32	Orlando Melendez	F	Jr.	6-8	200	Juana Diaz, P.R.	1.5	1.2
35	Jim Everett	F	Sr.	6-8	220	Charlotte, N.C.	0.7	0.7
40	Joseph Forte	G	So.	6-4	185	Greenbelt, Md.	16.7	5.5
42	Kris Lang	F/C	Jr.	6-11	243	Gastonia, N.C.	8.4	4.3
44	Will Johnson	F	So.	6-8	211	Hickory, N.C.	0.4	0.8
45	Julius Peppers	F	So.	6-6	280	Bailey, N.C.	4.5	3.5
50	Brian Bersticker	F/C	Jr.	6-10	232	Virginia Beach, Va.	5.0	2.8

LAST YEAR

1999-2000 Overall Record: 22-14
1999-2000 Conference Record: 9-7
1999-2000 Conference Finish: T-3rd
1999-2000 Final Rankings: No. 11 ESPN/USA Today
1999-2000 Postseason: 4-1; lost to Florida, 71-59, in national semifinals

MEDIA SERVICES

Basketball SID: Steve Kirschner
Office Phone: 919-962-7258
Home Phone: 919-484-0664
E-Mail: skirschner@uncaa.und.edu
Office Fax: 919-962-0612
Press Row: 919-962-8815/8816
Radio Play-by-Play: Woody Durham
Office Phone: 919-968-4803
Flagship Radio Station: Tar Heel Sports Network
Website: www.TarHeel8.com

SERIES INFO

Series Record: North Carolina leads, 104-49
Lost Meeting: Feb. 26, 2000; Maryland 81, North Carolina 73 (at College Park, Md.)

GENERAL INFORMATION

Location: Raleigh, N.C.
Enrollment: 28,011
Colors: Red, White
Conference: Atlantic Coast
Nickname: Wolfpack
Founded: 1887
Home Arena: Entertainment and Sports Arena (19,722)

President: Dr. Marye Anne Fox
Athletic Director: Lee Fowler

COACHING STAFF

Head Coach: Herb Sendek (Carnegie Mellon '85)
Overall Record (Years): 136-84 (7)
Record at NC State (Years): 73-58 (4)
Best Time to Reach: Contact SID
Office Phone: 919-515-2104
Assistant Coaches: Sean Miller (Pittsburgh '92), Larry Harris (Pittsburgh '78), Mark Phelps (Old Dominion '96)

THIS YEAR

Starters Returning/Lost: 4/1
Lettermen Returning/Lost: 6/3
Returning Starters: Anthony Grundy (Jr., G), Kenny Inge (Sr., F), Damon Thornton (Sr., F), Damien Wilkins (So., F)
Other Key Returnees: Clifford Crawford (So., G), Ron Kelley (Sr., C), Archie Miller (Jr., G), Cornelius Williams (Sr., C)
Key Losses: Justin Gainey (G), Tim Wells (F)

2000-2001 SCHEDULE

N17-18	CoSIDA Classic	J16	Georgia Tech
N17	NC State vs. Penn	J21	Maryland
	UNC Charlotte vs. Fardham	J25	at Florida State
N18	Consolation/Championship Game	J28	North Carolina
N22	vs. Fresno State (Hall of Fame Tip-Off)	J31	at Wake Forest
N25	Charleston Southern	F3	Syracuse
N29	Penn State (ACC/Big Ten Challenge)	F7	Virginia
D2	at Old Dominion	F11	at Duke
D5	UNC Greensboro	F14	Clemson
D9	Delta Classic vs. Georgia (Atlanta)	F17	at Georgia Tech
D16	New Hampshire	F20	at Maryland
D22	UNC Asheville	F25	Florida State
D30	Cal Poly	F28	at North Carolina
J6	at Virginia	M4	Wake Forest
J10	Duke	M8-11	at ACC Tournament (Atlanta)
J13	at Clemson		

2000-2001 ROSTER

No.	Player	Pos.	Yr.	Ht.	Wt.	Hometown	PPG	RPG
1	Damien Wilkins	F	So.	6-6	225	Washington, N.C.	11.4	5.8
2	Anthony Grundy	G	Jr.	6-3	185	Louisville, Ky.	12.5	4.6
3	Damon Thornton	F	Sr.	6-8	240	Norfolk, Va.	9.5	7.6
4	Michael Bell	F	Fr.	6-9	195	Raleigh, N.C.		
5	Brian Keeter	G	Jr.	6-1	165	Cary, N.C.	2.0	0.0
11	Archie Miller	G	Jr.	5-10	160	Beaver Falls, Pa.	4.7	1.0
21	Kenny Inge	F	Sr.	6-8	235	Virginia Beach, Va.	10.3	6.4
22	Will Roach	F	Fr.	6-5	185	Raleigh, N.C.		
23	Scooter Sherrill	G	Fr.	6-3	185	Mt. Ulla, N.C.		
24	Trey Guidry	G	Fr.	6-2	175	Baton Rouge, La.		
30	Clifford Crawford	G	So.	6-3	190	Winston-Salem, N.C.	1.2	0.8
33	Cornelius Williams	C	Sr.	6-11	260	Ft. McClellan, Ala.	0.8	0.9
40	Ron Kelley	C	Sr.	6-9	245	Emory, Texas	8.1	4.0
50	Kristian Jensen	C	Jr.	7-1	215	Knoxville, Iowa		
54	Marcus Melvin	F	Fr.	6-8	225	Fayetteville, N.C.		



Oklahoma Sooners



KELVIN SAMPSON

FEB. 24
AT COLLEGE PARK, Md.

NOLAN JOHNSON

GENERAL INFORMATION

Location: Norman, Okla.
Enrollment: 25,000
Colors: Crimson, Cream
Conference: Big 12 (South)
Nickname: Sooners
Founded: 1890
Home Arena: Lloyd Noble Center (11,100)
President: David L. Boren
Athletic Director: Joe Castiglione

COACHING STAFF

Head Coach: Kelvin Sampson (Pembroke State '78)
Overall Record (Years): 306-210 (17)
Record at Oklahoma State (Years): 130-62 (6)
Best Time to Reach: Weekday mornings
Office Phone: 405-325-4732
Assistant Coaches: Ray Lopes (College of Idaho '87), Jim Shaw (Western Oregon '85), Bennie Seltzer (Washington State '97)

THIS YEAR

Starters Returning/Lost: 3/2
Lettermen Returning/Lost: 7/5
Returning Starters: J.R. Raymond (Jr., G), Nolan Johnson (Sr., G), Hallis Price, (So., G)
Other Key Returnees: Tim Heskett (Sr., G), Kelley Newton (Sr., G), Jameel Heywaaf (Sr., F)
Key Losses: Eduardo Najera (F), Renzi Stone (C)

2000-2001 SCHEDULE

N17-18	Sooner Holiday Classic	J16	at Texas Tech
N17	Oklahoma State vs. Alcorn State	J20	at Kansas State
	LaSalle vs. UNC Wilmington	J24	Texas
N18	Consolation/Championship Game	J27	Nebraska
N24-26	at Big Island Invitational	J31	at Baylor
D2	at Mississippi	F3	at Texas A&M
D9	North Texas	F7	Texas Tech
D16	Coppin State	F10	at Texas
D20	Southwest Texas	F14	at Oklahoma State
D23	Arkansas	F17	Baylor
D29-30	All-College Tournament	F19	at Missouri
D29	Oklahoma State vs. Oral Roberts	F24	at Maryland
	SMU vs. Pan American	F28	Colorado
D30	Consolation/Championship Game	M3	Oklahoma State
J6	at Iowa State	M8-11	at Big 12 Tournament (Kansas City)
J9	Texas A&M		
J13	Kansas		

2000-2001 ROSTER

No.	Player	Pos.	Yr.	Ht.	Wt.	Hometown	PPG	RPG
3	Michael Cano	G	Jr.	6-1	175	San Antonio, Texas	0.2	0.3
5	Nolan Johnson	G	Sr.	6-4	220	Braoklyn, N.Y.	10.0	5.1
10	Hallis Price	G	So.	6-1	170	New Orleans, La.	7.2	2.2
11	J.R. Raymond	G	Jr.	6-2	175	Gastonia, N.C.	13.4	3.3
12	Bloke Johnston	G	Fr.	6-1	175	Midland, Texas		
13	Aaran McGhee	F	Jr.	6-8	245	Aurora, Ill.		
14	Tim Heskett	G	Sr.	6-1	180	Lexington, S.C.	7.4	1.5
20	Kelley Newton	G	Sr.	6-2	190	Kansas City, Kan.	6.3	1.5
24	Daryan Selvy	F	Jr.	6-6	215	West Memphis, Ark.		
25	Rannie Griffin	F	Jr.	6-9	235	Louisville, Ky.		
32	Jahnnie Gilbert	F	Fr.	6-7	220	Minneapolis, Minn.		
34	Jameel Heywood	F	Sr.	6-6	230	Branx, N.Y.	3.2	2.9
42	Jazsef Szendrei	C	Jr.	6-9	240	Budapest, Hungary		

Pennsylvania Quakers



FRAN DUNPHY

DEC. 9
AT PHILADELPHIA

GEOFF OWENS

GENERAL INFORMATION

Location: Philadelphia, Pa.
Enrollment: 9,770
Colors: Red, Blue
Conference: Ivy League
Nickname: Quakers
Founded: 1740
Home Arena: The Palestra (8,700)
President: Dr. Judith Radin
Athletic Director: Steve Bilsky

COACHING STAFF

Head Coach: Fran Dunphy (La Salle '70)
Overall Record (Years): 194-105 (11)
Record at Penn (Years): 194-105 (11)
Best Time to Reach: Contact SID
Office Phone: 215-898-0208
Assistant Coaches: Gil Jackson (Elizabethtown '69), Steve Danahue (Ursinus '84), Dave Duke (Villanova '74)

THIS YEAR

Starters Returning/Lost: 2/3
Lettermen Returning/Lost: 6/3
Returning Starters: Uganna Onyekwe (So., F), Geoff Owens (Sr., C)
Other Key Returnees: Jash Sanger (Sr., F), Dave Klatsky (So., G)
Key Losses: Frank Brawn (F/G), Michael Jordan (G), Matt Langal (G)

2000-2001 SCHEDULE

N17-18	at CoSIDA Classic	J24	Lehigh
N17	Penn vs. NC State	J27	St. Joseph's
	UNC Charlotte vs. Fordham	F2	Yale
N18	Consolation/Championship Game	F3	Brown
N28	at Davidson	F9	at Harvard
D2	at Penn State	F10	at Dartmouth
D7	La Salle	F16	at Cornell
D9	Maryland	F17	at Columbia
D13	at Seian Hall	F23	Dartmouth
D29	Temple	F24	Harvard
J7	at Florida International	M2	at Brown
J12	Columbia	M3	at Yale
J13	Carnell	M6	at Princeton
J17	at Delaware		
J20	at Lafayette		

2000-2001 ROSTER

No.	Player	Pos.	Yr.	Ht.	Wt.	Hometown	PPG	RPG
1	Uganna Onyekwe	F	So.	6-8	225	London, England	11.7	8.0
2	Koko Archibong	F	So.	6-7	200	Pasadena, Calif.	3.2	2.4
3	David Klatsky	G	So.	5-11	170	Hamdel, N.J.	4.0	2.1
13	Dan Salamita	F	Jr.	6-6	215	Mantclair, N.J.	1.2	0.5
32	Duane King	G	So.	6-5	198	Louisville, Ky.	1.2	0.9
33	Harold Balley	G/F	So.	6-2	190	Westport, Conn.	0.7	0.3
44	Andrew Cates	F	So.	6-8	200	Seattle, Wash.	0.0	0.0
50	Jash Sanger	F	Sr.	6-8	235	Charlotte, N.C.	0.6	0.9
51	Geoff Owens	C	Sr.	6-11	240	Auduban, N.J.	9.0	7.3
52	Jan Trass	F	Sr.	6-7	190	Madison, Conn.	0.3	0.6
	Adam Chubb	F/C	Fr.	6-10	220	Harrisburg, Pa.		
	Charles Copp	G	Fr.	6-0	180	Tulpehacken, Pa.		
	Jeff Schiffner	G/F	Fr.	6-5	200	Chester, Pa.		



Stony Brook Seawolves



NICK MACARCHUK



DEC. 6
AT COLLEGE PARK, MD.



JOSH LITTLE



PETE GILLEN



CHRIS WILLIAMS

JAN. 31 AT CHARLOTTESVILLE, VA.
MAR. 3 AT COLLEGE PARK, MD.

GENERAL INFORMATION

Location: Stony Brook, N.Y.
Enrollment: 19,139
Colors: Scarlet, Gray
Conference: Independent
Nickname: Seawolves
Founded: 1957
Home Arena: USB Sports Complex (4, 103)
President: Dr. Shirley Strum Kenny
Athletic Director: Dr. Richard Laskowski

COACHING STAFF

Head Coach: Nick Macarchuk (Fairfield '63)
Overall Record (Years): 316-343 (23)
Record at Stony Brook (Years): 6-23 (1)
Best Time to Reach: Contact SID
Office Phone: 631-632-7201

Assistant Coaches: Nick Macarchuk III (Conisius '88), Edgar De La Rosa (St. Francis (NY) '83), Brian Blaney (Roonoke '94)

LAST YEAR

1999-2000 Overall Record: 6-23
1999-2000 Final Rankings: None
1999-2000 Postseason: None

MEDIA SERVICES

Basketball SID: Rob Emmerich, Jr.
Office Phone: 631-632-6312
Home Phone: 631-331-5405
E-Mail: remmerich@notes.cc.sunysb.edu
Office Fax: 631-632-8841
Press Row: 631-632-9260
Radio Play-by-Play: Curt Hylton, Jeff Bernstein
Office Phone: 631-632-6901
Flagship Radio Station: WUSB 90.1
Website: www.gaseawolves.org

SERIES INFO

Series Record: First Meeting

GENERAL INFORMATION

Location: Charlottesville, Va.
Enrollment: 18,463
Colors: Orange, Blue
Conference: Atlantic Coast
Nickname: Cavaliers, Wahaos, 'Haas
Founded: 1819
Home Arena: University Hall
President: John T. Costeen, III
Athletic Director: Terry Holland

COACHING STAFF

Head Coach: Pete Gillen (Fairfield '68)
Overall Record (Years): 307-156 (15)
Record at Virginia (Years): 33-28 (2)
Best Time to Reach: Contact SID
Office Phone: 804-982-5400

Assistant Coaches: Tom Herrion (Merrimack '89), Walt Fuller (Drexel '87), Scott Shepherd (Robert Morris '91)

LAST YEAR

1999-2000 Overall Record: 19-12
1999-2000 Conference Record: 9-7
1999-2000 Conference Finish: T-3rd
1999-2000 Final Rankings: N/A
1999-2000 Postseason: 0-1; lost to Georgetown, 115-111 (3ot), in NIT first round

MEDIA SERVICES

Basketball SID: Rich Murray
Office Phone: 804-982-5500
Home Phone: 804-978-2966
E-Mail: rjm4e@virginia.edu
Office Fax: 804-982-5525
Press Row: 804-296-5910
Radio Play-by-Play: Mac McDonald
Office Phone: 804-982-4937
Flagship Radio Station: WWWV-FM
Website: www.virginiaspports.com

SERIES INFO

Series Record: Maryland leads 93-58
Last Meeting: March 4, 2000; Virginia 89, Maryland 87 (at) (at Charlottesville, Va.)

THIS YEAR

Starters Returning/Lost: 3/2

Lettermen Returning/Lost: 8/5

Returning Starters: Josh Little (Sr., G), Joakim Eriksson (So., F/C), Rob Hartman (Sr., G)

Other Key Returnees: Chris Balliro (Sr., F)

Key Losses: Steve Pratta (G), Pablo Parros (F)

2000-2001 SCHEDULE

N18	at St. John's	J8	at Cleveland State
N21	New England College	J11	Medgar Evers
N25	Hofstra	J13	at Binghamton
N29	at New Hampshire	J17	at College of Charleston
D2	Army	J24	Brown
D6	at Maryland	J27	at Albany
D9	at Columbia	J29	Cornell
D13	at Maryland-Eastern Shore	F3	Maritime
D16	at Rutgers	F7	Albany
D23	Texas-Arlington	F13	Maryland-Eastern Shore
D30	Elon	F17	at Lehigh
J3	at Rider	F19	at Lafayette
J6	Navy	F27	at Army

2000-2001 ROSTER

No.	Player	Pos.	Yr.	Ht.	Wt.	Hometown	PPG	RPG
3	Josh Little	G	Sr.	6-3	175	Rocky Hill, Conn.	7.4	2.4
10	Larry Jennings	G	Jr.	6-1	175	New York, N.Y.		
11	Terrill Ware	G	Sr.	5-7	150	Buffalo, N.Y.	1.4	0.9
15	Dawud Munir	G	Fr.	6-3	175	Warwick, R.I.		
20	Lee Church	G	Fr.	6-0	175	Brooklyn, N.Y.		
22	Joakim Eriksson	F/C	So.	6-7	225	Ostersund, Sweden	5.1	3.2
23	Dante Blades	F	Sr.	6-5	185	New Rochelle, N.Y.	2.3	0.9
24	Rob Hartman	G	Sr.	6-0	185	Jackson Heights, N.Y.	6.6	3.1
25	Nelson Pena	F	Sr.	6-3	215	Brooklyn, N.Y.	1.4	1.8
30	Jairius McCollum	F	Fr.	6-8	210	Mt. Holly, N.J.		
31	David McQuaid	F	So.	6-7	190	Toronto, Canada		
33	Chris Balliro	F	Sr.	6-7	205	Swampscott, Mass.	6.3	3.6
34	Hosoun Hunter	F	Sr.	6-5	205	Brooklyn, N.Y.	0.0	0.5
35	J.B. Bennett	F	Fr.	6-8	205	Shirley, N.Y.		
42	Leon Brisport	C/F	Sr.	6-8	220	Brooklyn, N.Y.		
41	Mike Konopka	F	Fr.	6-8	210	Toms River, N.J.		

THIS YEAR

Starters Returning/Lost: 4/1

Lettermen Returning/Lost: 12/3

Returning Starters: Adam Hall (Jr., G/F), Donald Hand (Sr., G), Travis Watson (So., C/F), Chris Williams (Jr., F)

Other Key Returnees: Stephone Dondon (Sr., F), Jason Dawling (Jr., G), Keith Friel (Sr., G), Josh Hare (Sr., G), Roger Mason, Jr. (So., G), Jason Rogers (So., C/F)

Key Losses: Willie Dersch (F/G), Colin Ducharme (C/F)

2000-2001 SCHEDULE

N17	Long Island	J16	Florida State
N20	Coastal Carolina	J20	Missouri
N24	at Virginia Tech	J24	at North Carolina
N29	Purdue	J27	at Clemson
D4	at VMI	J31	Maryland
D6	Ohio	F3	Wake Forest
D19	vs. Tennessee (at Jimmy V Classic, Meadowlands)	F7	at NC State
D23	UMBC	F11	at Georgia Tech
D28	Bucknell	F14	Duke
D30	at Dartmouth	F17	at Florida State
J2	at Wake Forest	F25	North Carolina
J6	NC State	F28	Clemson
J9	Georgia Tech	M3	at Maryland
J13	at Duke	M8-11	at ACC Tournament (Atlanta)

2000-2001 ROSTER

No.	Player	Pos.	Yr.	Ht.	Wt.	Hometown	PPG	RPG
4	Stephone Dondon	F	Sr.	6-8	240	Toulouse, France	3.4	2.9
5	Jason Dawling	G	Jr.	6-2	198	Brooklyn, N.Y.	0.1	0.3
11	Majestic Mapp	G	So.	6-2	180	Branx, N.Y.	5.3	0.9
12	Keith Friel	G	Sr.	6-4	190	Durham, N.H.	5.8	0.9
13	Donald Hand	G	Sr.	5-11	182	Paterson, N.J.	15.0	2.6
15	Greg Lyons	G	Sr.	6-4	178	Mineola, N.Y.		
21	Roger Mason	G	So.	6-5	202	Silver Spring, Md.	7.6	2.2
22	Josh Hare	G	Sr.	6-2	200	Vernon, Conn.	1.1	0.8
23	Maurice Young	F/G	Fr.	6-5	195	Mitchellville, Md.		
30	Jason Rogers	C/F	So.	6-10	225	Staunton, Va.	1.7	0.8
31	Adam Hall	F/G	Jr.	6-5	195	Katy, Texas	10.1	4.8
32	J.C. Mathis	F	Fr.	6-9	230	Brooklyn, N.Y.		
33	Chris Williams	F	Jr.	6-7	205	Birmingham, Ala.	15.5	6.1
35	Travis Watson	F/C	So.	6-7	255	Brookneal, Va.	11.4	8.3



Wake Forest Demon Deacons Wisconsin Badgers



JAN. 17 AT COLLEGE PARK, MD.
FEB. 17 AT WINSTON-SALEM, N.C.

NOV. 29 AT MILWAUKEE
(IACC/BIG TEN CHALLENGE)

GENERAL INFORMATION

Location: Winston-Salem, N.C.
Enrollment: 3, 836
Colors: Old Gold, Black
Conference: Atlantic Coast
Nickname: Demon Deacons
Founded: 1834
Home Arena: Lawrence Joel Coliseum (14,407)
President: Dr. Thomas K. Hearn, Jr.
Athletic Director: Ron Wellman

COACHING STAFF

Head Coach: Dave Odom (Guilford '65)
Overall Record (Years): 259-163 (14)
Record at Wake Forest (Years): 221-121 (11)
Best Time to Reach: Contact SID
Office Phone: 336-758-5622
Assistant Coaches: Barry Sonderson (Alabama '90), Frank Hoith (Elon '88), Ernie Nestor (Alderson-Broadus College '68)

LAST YEAR

1999-2000 Overall Record: 22-14
1999-2000 Conference Record: 7-9
1999-2000 Conference Finish: 5th
1999-2000 Final Rankings: None
1999-2000 Postseason: NIT champion

MEDIA SERVICES

Basketball SID: Dean Buchon
Office Phone: 336-758-5640
Home Phone: 336-287-8954
E-Mail: buchandw@wfu.edu
Office Fax: 336-758-5140
Press Row: 336-727-2945
Radio Play-by-Play: Stan Cotten
Office Phone: 910-768-3400
Flagship Radio Station: WX11-830 AM
Website: www.wakeforestsports.com

SERIES INFO

Series Record: Tied, 50-50
Last Meeting: Feb. 19, 2000; Maryland 73, Wake Forest 67 (at Winston-Salem, N.C.)

THIS YEAR

Starters Returning/Last: 5/0
Lettermen Returning/Last: 9/4
Returning Starters: Robert O'Kelley (Sr., G), Ervin Murray (Jr., G), Rofael Vidaurreto (Sr., C), Josh Howard (So., F), Darius Songailo (Jr., F)
Other Key Returnees: Craig Dawson, (Jr., G/F), Josh Shoemaker (Sr., C)
Key Losses: none

2000-2001 SCHEDULE

N16-17	at BCA Classic	J13	at Georgia Tech
N16	Wake Forest vs. Mt. St. Mary's	J17	at Maryland
	Houston vs. Air Force	J21	Clemson
N17	Consolation/Championship Game	J24	at Duke
N20	at Richmond	J27	at Cincinnati
N25	Campbell	J31	NC State
N28	at Michigan (ACC/Big Ten Challenge)	F3	at Virginia
D2	South Carolina State	F6	North Carolina
D7	Kansas	F10	at Florida State
D16	Georgia	F14	Georgia Tech
D18	Rodford	F17	Maryland
D21	at Temple	F21	at Clemson
D29	Navy	F24	Duke
J2	Virginia	M4	at NC State
J6	at North Carolina	M8-11	at ACC Tournament (Atlanta)
J9	Florida State		

2000-2001 ROSTER

No.	Player	Pos.	Yr.	Ht.	Wt.	Hometown	PPG	RPG
3	Broderick Hicks	G	Jr.	6-1	177	Houston, Texas	3.8	1.4
4	Robert O'Kelley	G	Sr.	6-1	184	Memphis, Tenn.	13.0	2.0
5	Josh Howard	F	So.	6-6	207	Winston-Salem, N.C.	9.2	4.7
23	Steve Lepore	G	Jr.	6-5	204	North Olmsted, Ohio		
25	Darius Songailo	F	Jr.	6-9	243	Marijampole, Lithuania	13.7	5.5
31	Ervin Murray	G	Jr.	6-5	197	Teachey, N.C.	3.3	2.1
34	Antwan Scott	F	Jr.	6-8	208	New Bern, N.C.	4.7	2.5
41	Rofael Vidaurreto	C	Sr.	6-9	225	Zaragoza, Spain	4.9	6.9
42	Craig Dawson	G	Jr.	6-5	206	Kinston, N.C.	9.1	2.5
44	Josh Shoemaker	C	Sr.	6-9	237	Gate City, Va.	4.8	5.2
	A.W. Hamilton	G	Fr.	6-3	175	Georgetown, Ky.		
	Dshomal Schoetz	C	Fr.	7-0	225	Cottbus, Germany		

GENERAL INFORMATION

Location: Madison, Wis.
Enrollment: 40,610
Colors: Cardinal, White
Conference: Big Ten
Nickname: Badgers
Founded: 1848
Home Arena: Kohl Center (17,142)
Chancellor: David Ward
Athletic Director: Pat Richter

COACHING STAFF

Head Coach: Dick Bennett (Ripon '65)
Overall Record (Years): 451-257 (24)
Record at Wisconsin (Years): 91-68 (5)
Best Time to Reach: Mornings
Office Phone: 608-262-4597
Assistant Coaches: Brad Soderberg (Wisconsin-Stevens Point '85), Shawn Hood (Cleveland State '88), Tony Bennett (UW-Green Bay '92)

THIS YEAR

Starters Returning/Last: 4/1
Lettermen Returning/Last: 8/5
Returning Starters: Mike Kelley (Sr., G), Andy Kowske (Sr., F), Maurice Linton (Sr., F), Mark Vershaw (Sr., F)
Other Key Returnees: Roy Boone (Sr., G), Kirk Penney (So., G), Charlie Wills (Jr., F)
Key Losses: Jan Bryant (G), Duany Duany (G)

2000-2001 SCHEDULE

N21	at Tennessee	J16	Iowa
N25	Northern Illinois	J24	Ohio State
N29	vs. Maryland (ACC/Big Ten Challenge, Milwaukee)	J27	Penn State
D2	Xavier	J30	Butler
D6	at UW-Green Bay	F3	at Michigan
D9	Ohio	F7	Purdue
D11	UW-Milwaukee	F10	at Ohio State
D14	at Temple	F13	at Illinois
D23	at Marquette	F18	Northwestern
D30	South Florida	F21	Minnesota
J4	Indiana	F24	at Indiana
J6	at Minnesota	F27/M1	Michigan State
J10	at Purdue	M3/M4	at Iowa
J13	at Michigan State	M8-11	at Big Ten Tournament (Chicago)

2000-2001 ROSTER

No.	Player	Pos.	Yr.	Ht.	Wt.	Hometown	PPG	RPG
2	Trovan Davis	G	Jr.	5-10	180	Summit, Ill.	2.1	1.5
3	Pete Schmitt	G	Fr.	6-0	160	St. Charles, Ill.	4.5	2.7
5	Maurice Linton	F	Sr.	6-8	210	Columet City, Ill.		
13	Ike Ukowuba	G	Fr.	6-3	175	Chicago, Ill.		
14	Ricky Bower	G	So.	6-3	185	Meridian, Idaho		
15	Andy Kowske	F	Sr.	6-8	230	Brookfield, Wis.	9.2	6.2
20	Kirk Penney	G	So.	6-5	205	Auckland, New Zealand	3.8	1.4
21	Kyle Gruszczynski	F	Fr.	6-7	200	Seymour, Wis.		
22	Mike Kelley	G	Sr.	6-3	190	Menomonee Falls, Wis.	5.0	2.3
24	Freddie Owens	G	Fr.	6-2	180	Milwaukee, Wis.		
30	Dove Mader	F/C	Fr.	6-11	240	Appleton, Wis.		
32	Roy Boone	G	Sr.	6-3	195	Madison, Wis.	6.1	3.1
40	Charlie Wills	F	Jr.	6-8	230	Angola, Ind.	3.7	2.6
50	Mark Vershaw	F	Sr.	6-9	235	East Peoria, Ill.	11.7	4.3
54	Michael Wilkinson	F	Fr.	6-8	205	Blue Mound, Wis.		



2000-01 ACC Composite Schedule

All Times Eastern - TV Legend: FSNS denotes Fox Sports Net South, HTS denotes Home Team Sports; RJ denotes Raycom/Jefferson-Pilot; SUN denotes Sunshine Network; ESPN-R denotes ESPN Regional; RSN denotes regional sports networks consisting of HTS, FSNS and Sunshine. Maryland games on Raycom/Jefferson-Pilot are aired locally on WNUV-TV (ch. 54, Baltimore), WDCA-TV (ch. 20, Washington, D.C.) and WHAG-TV (ch. 25, Hagerstown)

NOVEMBER

Friday, November 10
Winthrop at North Carolina, NABC Classic TBA

Saturday, November 11
North Carolina in NABC Classic TBA

Tuesday, November 14
Princeton at Duke in NIT (ESPN) 9:00

Thursday, November 16
Mt. St. Mary's at Wake Forest, BCA Classic TBA

Friday, November 17
Duke in NIT (ESPN) 7:00
Penn at NC State, CoSIDA Classic 7:00
North Carolina at Appalachian State (FSNS) 7:30
Hartford at Clemson 7:30
Florida at Florida State (SUN) 7:30
Wofford at Georgia Tech 7:30
Long Island at Virginia 7:30
Wake Forest in BCA Classic TBA

Saturday, November 18
NC State in CoSIDA Classic TBA

Monday, November 20
Wake Forest at Richmond (RSN) 7:30
Coastal Carolina at Virginia 7:30
Maryland vs. Louisville, Maui Invitational (ESPN) 9:00

Tuesday, November 21
Maryland in Maui Invitational (ESPN) TBA
Seton Hall at Clemson (FSNS) 7:30
Charleston Southern at Georgia Tech 7:30

Wednesday, November 22
Duke in NIT, New York, N.Y. (ESPN) TBA
NC State vs. Fresno State, Hall of Fame Tip-Off 7:00
Maryland in Maui Invitational (ESPN) TBA

Thursday, November 23
Florida State vs. Ohio State,
Great Alaska Shootout (ESPN-R) TBA

Friday, November 24
Florida St. in Great Alaska Shootout (ESPN) TBA
Duke in NIT, New York, N.Y. (ESPN) TBA
Davidson at Georgia Tech 7:00
Virginia at Virginia Tech (ESPN-R) 7:30

Saturday, November 25
Florida State in Great Alaska Shootout (ESPN) TBA
The Citadel at Clemson (FSNS/SUN) 1:00
Charleston Southern at NC State 7:30

Campbell at Wake Forest 7:30
Army at Duke (HTS) 9:00

Tuesday, November 28
Wake Forest at Michigan,
ACC-Big Ten Challenge (ESPN) 7:00
Northwestern at Clemson,
ACC-Big Ten Challenge (ESPN2) 7:30
Illinois vs. Duke,
ACC-Big Ten Challenge, Greensboro (ESPN) 9:00
Georgia Tech at Iowa,
ACC-Big Ten Challenge (ESPN2) 9:30

Wednesday, November 29
Purdue at Virginia,
ACC-Big Ten Challenge (ESPN) 7:00
North Carolina at Michigan State,
ACC-Big Ten Challenge (ESPN2) 7:30
Minnesota at Florida State,
ACC-Big Ten Challenge (ESPN-R) 8:00
Maryland vs. Wisconsin,
ACC-Big Ten Challenge, Milwaukee (ESPN) 9:00
Penn State at NC State,
ACC-Big Ten Challenge (ESPN2) 9:30

DECEMBER

Saturday, December 2
Western Carolina at Clemson (FSNS/SUN) 1:00
Maryland vs. Michigan,
BB&T Classic, Washington, D.C. (Raycom) 1:00
Kentucky at North Carolina (CBS) 3:30
Georgia Tech vs. UCLA, Anaheim, Calif. 5:00
Duke at Temple, First Union Center (ESPN) 7:00
South Carolina State at Wake Forest 7:30
NC State at Old Dominion 7:35

Sunday, December 3
Maryland in BB&T Classic (Raycom) 3:00

Monday, December 4
Miami (Flo.) at North Carolina (ESPN2) 7:00
Virginia at VMI (FSNS-HTS) 7:30
Furman at Florida State (SUN) 8:00

Tuesday, December 5
Davidson at Duke (FSNS-HTS) 7:00
Winthrop at Clemson 7:30
UNC-Greensboro at NC State 7:30

Wednesday, December 6
Georgia at Georgia Tech (RJ) 8:00
Stony Brook at Maryland 8:00

Thursday, December 7
South Florida at Florida State 7:00
Kansas at Wake Forest (ESPN) 7:00

Saturday, December 9
Kentucky vs. Georgia Tech,
Delta Classic, Philips Arena (ESPN) Noon
Georgia vs. NC State,
Delta Classic, Atlanta, Ga. (FSNS-HTS) 2:30
Florida State at Vanderbilt (FSNS-SUN) 5:00
Clemson at South Carolina (FSNS-SUN) 7:00

Maryland at Penn (HTS/Comcast) 7:30
North Carolina at Texas A&M,
Houston, Texas (FSNS) 9:00
Michigan at Duke (ESPN) 9:00

Wednesday, December 13
UMBC at Maryland 8:00

Saturday, December 16
New Hampshire at NC State 2:00
Wofford at Clemson 4:00
Georgia at Wake Forest (RJ) 8:00

Sunday, December 17
Jacksonville at Florida State (SUN) 1:00
Buffalo at North Carolina (RJ) 1:30

Monday, December 18
Radford at Wake Forest (FSNS) 7:30
Georgia Tech vs. Idaho State, Stanford Invitational 11:30

Tuesday, December 19
Georgia Tech in Stanford Invitational TBA
Tennessee vs. Virginia, Jimmy V Classic,
The Meadowlands (ESPN) 7:00
Florida State at Cleveland State (SUN) 8:00
Duke at Portland 10:00

Wednesday, December 20
Clemson vs. Florida Atlantic,
Puerto Rico Holiday Classic TBA

Thursday, December 21
Binghamton at Florida State 7:00
Wake Forest at Temple (ESPN) 7:00
Duke vs. Stanford, Oakland, Calif. (FSN-HTS) 9:00
Clemson in Puerto Rico Holiday Classic TBA

Friday, December 22
UNC-Asheville at NC State (HTS) 7:30
Clemson in Puerto Rico Holiday Classic TBA

Saturday, December 23
Norfolk State at Maryland (HTS) 1:30
North Carolina at UCLA (CBS) 4:00
UMBC at Virginia (HTS) 4:00
Morgan State at Georgia Tech 7:00

Wednesday, December 27
Chicago State at Maryland 8:00

Thursday, December 28
Charleston Southern at Clemson 7:30
Harvard at Georgia Tech 7:30
Bucknell at Virginia 7:30

Friday, December 29
Novy at Wake Forest (FSNS) 7:00
North Carolina vs. Massachusetts,
Raycom Tournament, Charlotte, N.C. (Raycom) 9:00



2000-01 ACC Composite Schedule

Saturday, December 30
 North Carolina A&T at Duke (RJ) 1:30
 UMES at Maryland (HTS) 1:30
 Morgan State at Florida State (SUN) 2:00
 Cal-Poly at NC State 2:00
 Clemson at Coastal Carolina, Myrtle Beach 3:00
 Virginia at Dartmouth 7:00
 North Carolina in Raycom Tournament (Raycom) TBA

JANUARY

Tuesday, January 2
 Virginia at Wake Forest (RSN) 7:00
 Maryland at Clemson (RJ Split) 8:00
 North Carolina at Georgia Tech (RJ Split) 8:00

Thursday, January 4
 Duke at Florida State (ESPN2) 7:00

Saturday, January 6
 Georgia Tech at Maryland (RJ) 1:30
 UNCA at Florida State (SUN) 2:00
 NC State at Virginia (RJ) 8:00
 Wake Forest at North Carolina (ESPN) 9:00

Sunday, January 7
 Clemson at Duke (RJ) 1:30

Tuesday, January 9
 Georgia Tech at Virginia (RJ Split) 8:00
 Florida State at Wake Forest (RJ Split) 8:00

Wednesday, January 10
 North Carolina at Maryland (ESPN) 7:00
 Duke at NC State (ESPN) 9:00

Saturday, January 13
 Marquette at North Carolina (ABC) 1:00
 Virginia at Duke (ABC) 3:30
 NC State at Clemson (RJ) 4:00
 Wake Forest at Georgia Tech (RJ) 8:00

Sunday, January 14
 Maryland at Florida State (RJ) 1:30

Tuesday, January 16
 Boston College at Duke (ESPN2) 7:30
 Georgia Tech at NC State (RJ Split) 8:00
 Florida State at Virginia (RJ Split) 8:00

Wednesday, January 17
 Clemson at North Carolina (ESPN) 7:00
 Wake Forest at Maryland (ESPN) 9:00

Saturday, January 20
 Duke at Georgia Tech (ESPN) Noon
 Missouri at Virginia (ABC) 2:00
 North Carolina at Florida State (RJ) 4:00

Sunday, January 21
 Clemson at Wake Forest (RJ) 1:30
 Maryland at NC State (ABC) 3:30

Wednesday, January 24
 Georgia Tech at Clemson 7:00
 Virginia at North Carolina (ESPN) 7:00
 Wake Forest at Duke (RJ) 9:00

Thursday, January 25
 NC State at Florida State (ESPN2) 7:00

Saturday, January 27
 Florida State at Georgia Tech (RSN) Noon
 Wake Forest at Cincinnati (ABC) 1:00
 Virginia at Clemson (RJ) 4:00
 Duke at Maryland (ESPN) 8:00

Sunday, January 28
 North Carolina at NC State (RJ/ESPN2) 1:30

Wednesday, January 31
 Clemson at Florida State 7:00
 NC State at Wake Forest (ESPN) 7:00
 Maryland at Virginia (ESPN) 9:00

FEBRUARY

Thursday, February 1
 North Carolina at Duke (RJ/ESPN2) 9:00

Saturday, February 3
 Syracuse at NC State (CBS) 1:00
 Georgia Tech at North Carolina (RJ) 4:00
 Wake Forest at Virginia (RJ) 8:00

Sunday, February 4
 Florida State at Duke (RJ Split) 1:00
 Clemson at Maryland (RJ Split) 1:00

Tuesday, February 6
 Maryland at Georgia Tech (RSN) 7:00
 North Carolina at Wake Forest (RJ) 9:00

Wednesday, February 7
 Virginia at NC State (ESPN) 7:00
 Duke at Clemson (ESPN) 9:00

Saturday, February 10
 Wake Forest at Florida State (RSN) Noon
 Maryland at North Carolina (CBS) 1:00
 NC State at Duke (ABC) 3:30

Sunday, February 11
 Virginia at Georgia Tech (RJ) 1:30

Wednesday, February 14
 Duke at Virginia (ESPN) 7:00
 Georgia Tech at Wake Forest 7:30
 Clemson at NC State (RJ Split) 9:00
 Florida State at Maryland (RJ Split) 9:00

Saturday, February 17
 Maryland at Wake Forest (RJ/ESPN2) 1:30
 Virginia at Florida State (RJ Split) 4:00
 NC State at Georgia Tech (RJ Split) 4:00

Sunday, February 18
 Duke at St. Johns, Madison Square Garden (CBS) Noon
 North Carolina at Clemson (RJ) 4:00

Tuesday, February 20
 NC State at Maryland (RJ) 8:00

Wednesday, February 21
 Wake Forest at Clemson 7:00
 Georgia Tech at Duke (ESPN) 7:00

Thursday, February 22
 Florida State at North Carolina (RJ) 8:00

Saturday, February 24
 Duke at Wake Forest (CBS) 1:00
 Oklahoma at Maryland (ABC) 3:30

Sunday, February 25
 North Carolina at Virginia (RJ) 1:30
 Clemson at Georgia Tech (RJ Split) 4:00
 Florida State at NC State (RJ Split) 4:00

Tuesday, February 27
 Maryland at Duke (RJ) 8:00

Wednesday, February 28
 Georgia Tech at Florida State 7:00
 Clemson at Virginia (RSN) 7:00
 NC State at North Carolina (ESPN) 9:00

MARCH

Saturday, March 3
 Florida State at Clemson (RSN) Noon
 Virginia at Maryland (CBS) 2:00

Sunday, March 4
 Wake Forest at NC State (RJ) 1:30
 Duke at North Carolina (ABC) 3:30

2001 ACC TOURNAMENT

48TH ANNUAL

THE GEORGIA DOME, ATLANTA, GA

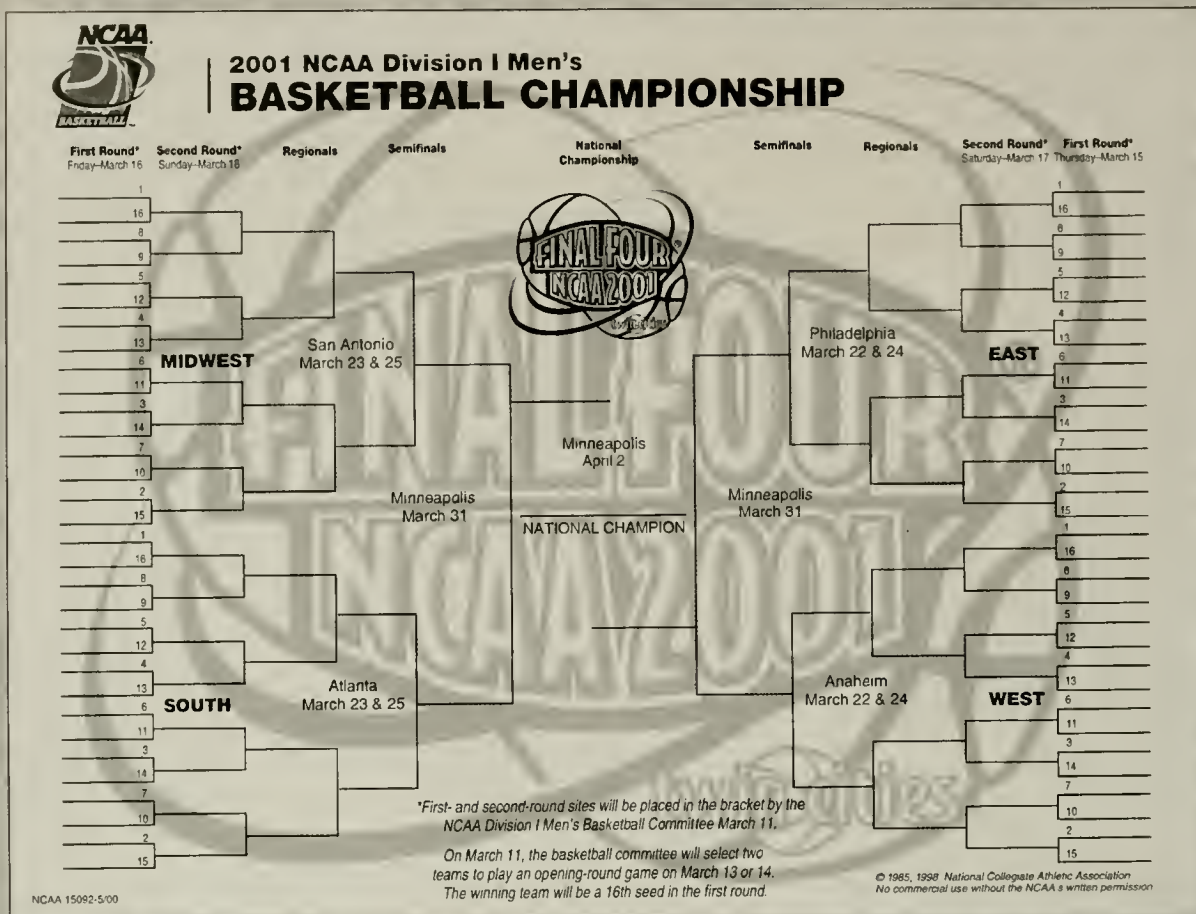
Thursday, March 8
 Seed #8 vs. Seed #9 (ESPN) 7:00

Friday, March 9
 Seed #1 vs. 8/9 winner (RJ-ESPN) Noon
 Seed #4 vs. Seed #5 (RJ-ESPN) 2:30
 Seed #2 vs. Seed #7 (RJ-ESPN2) 7:00
 Seed #3 vs. Seed #6 (RJ) 9:30

Saturday, March 10
 1/8&9 winner vs. 4/5 winner (RJ-ESPN) 1:30
 2/7 winner vs. 3/6 winner (RJ-ESPN) 4:00

Sunday, March 11
 Championship Game (RJ-ESPN) 1:00

2001 NCAA Tournament Bracket



2001 ACC Tournament Bracket



2001 ACC TOURNAMENT
48TH ANNUAL • MARCH 8-11, 2000
THE GEORGIA DOME, ATLANTA, GA





1999-2000

REVIEW

IN THIS SECTION

1999-00 Pastseason Notebook	94
1999-00 Results	96
1999-00 Overall Statistics	97
1999-00 ACC Statistics	97
Game-By-Game Team Statistics	98
Individual Points-Rebounds-Assists	99
Superlatives	100
Box Scores	101
ACC Standings	108
ACC Individual Statistics	108
ACC Team Statistics	109
ACC Honors	110

Postseason Maryland Basketball Notebook

TERPS PLAY IN SEVENTH CONSECUTIVE NCAA TOURNAMENT

The Maryland men's basketball team finished with a 25-10 overall record, played in its seventh consecutive NCAA Tournament, finished in second place in the ACC with an 11-5 record, advanced to the ACC Tournament championship game and finished the season ranked 17th and 25th in the final AP and ESPN/USA Today polls of the season, respectively. It marked the third consecutive season that Maryland has been ranked in the final AP poll of the season.

Maryland's 25 victories marked the fourth consecutive season that the team had won at least 20 games. It marked the first time since the 1973, 1974, 1975 and 1976 seasons (and only the third time in school history) that the Terps had won at least 20 games in four consecutive years. Gary Williams, the runner-up for ACC Coach of the Year honors, has led the Terps to an average of 23.8 victories in the last four seasons.

The Terps' 25 victories and second place finish in the ACC standings earned Maryland its school-record seventh consecutive NCAA Tournament appearance. The Terps were the No. 3 seed in the Midwest Region of the tournament. It marked the third consecutive season that the Terps have earned a No. 5 seed or higher. Maryland defeated Iowa, 74-59, and advanced at least as far as the second round for the fifth time in the last seven seasons.

The Terps were ranked in both of the final polls for the third consecutive season. That is the Terps' longest streak since a five-year run from 1972 through 1976.

Maryland was also well represented individually following the season. Sophomore Juan Dixon (Baltimore, Md.) earned honorable mention All-America and All-ACC first-team honors; sophomore Lonny Baxter (Silver Spring, Md.) earned All-ACC first-team honors; junior Terence Morris (Frederick, Md.) was an honorable mention All-America and All-ACC second-team selection, and Steve Blake (Miami Lakes, Fla.) was an ACC All-Freshman and honorable mention All-ACC selection.



LONNY BAXTER

FINAL RANKING NOTE

Maryland finished the season ranked No. 17 in the final Associated Press poll and No. 25 in the final ESPN/USA Today poll of the season. The Terps were ranked among the nation's top 25 teams in the AP poll during the final 17 weeks of the regular season. Maryland has been ranked in 36 of the last 37 regular season polls dating to March 2, 1997.

25 VICTORIES AMONG SCHOOL BEST

Maryland's 25 victories during the 1999-00 season are tied for the fourth highest victory total in school history. The Terps, under head coach Gary Williams, established the school record for victories in a season with 28 during the 1998-99 season and are averaging 26.5 victories in the last two seasons.

Single-Season Victory Leaders

Rk.	Season	Record
1.	1998-99	28-6
2.	1971-72	27-5
3.	1994-95	26-8
T4.	1999-00	25-10
	1984-85	25-12

CONSECUTIVE DOUBLE-FIGURE WINS

Maryland averaged 11.3 ACC victories per season the last three years. The Terps won 11 games this past season, 13 games in 1998-99 and 10 games during the 1997-98 season. It marks the most combined ACC victories in a three-year span in school history. It also marks the first time a Maryland team has won double-digit ACC games in three consecutive seasons.

Season	ACC Record	Overall Record
1999-00	11-5	25-10
1998-99	13-3	28-6
1997-98	10-6	22-11

ACC TOURNAMENT FINALS

Maryland advanced to the championship finals of the 2000 ACC Tournament. It marked the first time during head coach Gary Williams' 11-year tenure at Maryland that the Terps had advanced to the championship game of the tournament.

BEST SEVEN-YEAR SPAN

Maryland has recorded a cumulative record of 71-41 (63.4 winning percentage) in the ACC in the last seven regular seasons. The Terps' 71 victories is their best-ever in any seven-year span.

Terps' ACC Record In Last Seven Years

Season	ACC Record
2000	11-5
1999	13-3
1998	10-6
1997	9-7
1996	8-8
1995	12-4
1994	8-8
Total	71-41



DREW NICHOLAS

TERPS' ACC FINISH

Maryland finished in second place in the ACC standings during the 1999-00 season. It marked the first time since the 1974-75 (1st) and 1975-76 (2nd) seasons that the Terps have finished in second place or higher in the league standings in consecutive seasons. It marks only the third time in school history that Maryland has finished second or higher in back-to-back years.

Tap Consecutive ACC Finishes

Years	Places
1973-74/74-75	12/1
1974-75/75-76	1/2
1998-99/99-00	2/2

TERPS IN THE ACC'S TOP HALF

Maryland finished in second place in the ACC standings during the 1999-00 season, and has finished in the upper half of the conference standings for a school-record seven consecutive seasons. The Terps have finished fourth or higher in the league standings each year since 1994. The 1999-00 Terps surpassed the previous best consecutive-year record of six, established from 1972 through 1977.

TERPS' ACC STREAK

Maryland won a single-season school record nine consecutive conference games from Jan. 9 through March 1 in 2000. The Terps won a school-record 11 consecutive ACC games during the 1973-74 and 1974-75 seasons.

WILLIAMS' TOTALS INCREASING

Head coach Gary Williams won his 89th career ACC regular season game as Maryland defeated Florida State on March 1. Williams has directed the Terps to victories in 34 of their last 48 conference games (70.8 winning percentage). In addition, Williams has led the Terps to more than twice as many conference wins in the last five years as the team won during the first five years of his tenure in College Park.

Gary Williams' ACC Record

Years	Games	W	L	Pct.
1990-94	76	26	50	34.2
1995-00	96	63	33	65.6
Totals	172	89	83	51.7

WILLIAMS 10TH IN ACC HISTORY

Head coach Gary Williams ranks 10th in ACC history with 217 victories at a conference institution. He is one of only three active conference coaches ranked in the top 10.

Top ACC Coaches

Rk.	Coach, School	Victories
1.	Dean Smith, North Carolina	879
2.	Mike Krzyzewski, Duke	494
3.	Bobby Cremins, Ga. Tech	354
4.	Lefty Driesell, Maryland	348
5.	Terry Holland, NC State	326
6.	Narm Sloan, NC State	266
7.	Frank McGuire, Na. Carolina & So. Carolina	264
8.	Carl Tacy, Wake Forest	222
9.	Dave Odom, Wake Forest	221
10.	Gary Williams, Maryland	217

TERPS ESTABLISH BLOCKS RECORD

Maryland blocked a single-season school record 235 shots last season. The Terps' 235 blocked shots is tied for the second-highest total in ACC history.

ASSISTS TOTAL IS SECOND HIGHEST

Maryland was credited with 667 assists (19.1 assists per game). The Terps' total ranks as the second-highest total in school history and came within eight assists of breaking the school record set during the 1998-99 season (674).

IN THE ACC STATISTICS

Maryland led the ACC in field goal percentage defense with a 40.2 mark. The Terps have ranked among the ACC's top four teams during each of the last five seasons.

Maryland led the ACC in blocked shots with 235 for a 6.7 blocked shots per game average. The Terps have ranked among the ACC's top two teams in each of the last three seasons.

Maryland led the ACC in steals with 355 for a 10.1 steals per game average. The Terps have led the league in each of the last three seasons and have been among the top two in six of the last seven seasons.

MARYLAND'S STARTING FIVE

Terp starters accumulated 299 steals which was more than the entire team totals of NC State (279), Virginia (272), Wake Forest (203), Georgia Tech (196), North Carolina (193), Florida State (153) and Clemson (146).

They accumulated 182 blocked shots which was more than the entire team totals of North Carolina (160), Georgia Tech (147), NC State (135), Wake Forest (125), Florida State (120), Virginia (95) and Clemson (90).

The Terps' starting five returns completely intact for the 2000-01 season.

THE LINEUP STORY

As has been Gary Williams' tendency throughout his tenure at Maryland, the Terps utilized only four different starting lineups during the 1999-00 season. Williams' rotation changed only because of injury (three times) or senior night on March 1, when Matt Hahn gained his first

career start. Freshman Tohj Holden was inserted into the starting lineup each time Williams made a change because of injury. Maryland's starting five of Danny Miller and Terence Morris at forward, Lonny Boxter at center and Juan Dixon and Steve Blake at the guard spots started 31 of Maryland's 35 games.

TERPS PLAY 35 GAMES

Maryland played a near school-record 35 games during the 1999-00 season. The school record for games played is 37 during the 1985 season. The Terps fashioned a 25-12 record and advanced to the "Sweet 16" of the NCAA Tournament that season. Maryland has played 69 games in the last two seasons and has a record of 53-16 for a winning percentage of 76.8 percent.

TERPS FROM THE 3-POINT ARC

Maryland has hit at least one 3-point shot in each of the last 164 games dating to March 18, 1995. The Terps have made at least one 3-point shot in every game during the last five complete seasons.

THREE PLAYERS ABOVE 15.0 PPG

Sophomore Juan Dixon (18.0 ppg) led a trio of Terps with scoring averages above 15.0 points per game. Dixon was followed by junior Terence Morris (15.8 ppg) and sophomore Lonny Boxter (15.6 ppg). It marked only the second time in school history that three or more players had averaged 15.0 points per game or more for a single season.

Three Or More Players Above 15.0 PPG

Year	Player (PPG)
1999-00	Juan Dixon (18.0), Terence Morris (15.8), Lanny Boxter (15.0)
1979-80	Albert King (21.7), Greg Manning (15.7), Ernie Graham (15.6), Buck Williams (15.5)



DANNY MILLER

LONGEST STREAK CONTINUES INTO 2000

It has been more than a decade since Maryland lost a non-conference home game. Maryland has won a nation's-best 71 consecutive non-conference home games in Cole Field House entering the 2000-01 season. The Terps' current streak began on Dec. 30, 1989 with a victory over Alcorn State. The last time the Terps were not successful vs. a non-conference team in Cole Field House was Dec. 12, 1989 against Coppin State.

MORRIS IN THE ACC RANKINGS

All-America forward Terence Morris led the ACC in two different statistical categories against league opposition. Morris recorded an ACC-leading seven double-doubles and a 9.0 rebounds per game average in 15 conference games last season.

Morris In The ACC Statistics

Category	Total	ACC Rank
Double-Double (ACC Games)	7	1
Double-Double (All Games)	12	2
Rebounds (ACC Games)	9.0	1
Rebounds (All Games)	8.6	3
Scoring (ACC Games)	15.0	13
Scoring (All Games)	15.8	7
Blocked Shots (ACC Games)	1.8	5
Blocked Shots (All Games)	2.1	4
Steals (ACC Games)	1.9	5
Steals (All Games)	1.6	9

MORRIS ON THE CAREER CHARTS

Terence Morris is ranked in the top 20 in six of Maryland's career statistical categories.

Morris on The Terps' Career Lists

Category	Total	Rank
Blocks	177	5
Steals	130	10
3 Point FGM	75	10
3 Point FGA	209	10
Rebounds	648	16
Scoring	1,294	19

DIXON IN THE ACC STATISTICS

All-ACC first-team selection Juan Dixon ranked among the top six in four different ACC statistical categories during the 1999-2000 season. He averaged career-best numbers in scoring (18.0 ppg), assists (3.6 apg) and steals (2.7 spg) while shooting nearly 80.0 percent from the free throw line for the second consecutive season.

MARYLAND'S CHIEF THIEF

Juan Dixon was credited with a career-high 96 steals during the 1999-2000 season. His 96 steals rank as the second-highest single-season total in school history, and the most by a Terp sophomore. His 146 career thefts rank seventh on the Terps' career chart.



1999-2000 Men's Basketball Results

OVERALL: 25-10		ACC: 11-5		HOME: 15-1		AWAY: 4-5		NEUTRAL: 6-4	
Date	Rankings	Opponent	Result	Alt.	Overall	ACC	Points	Rebounds	Assists
N17	1 [rv/rv]	San Francisco	W	71-61	14,317	1-0	--	Dixon 20	Baxter, Morris 9 Blake 6
N19	1 [rv/rv]	Tulane	W	78-70	14,500	2-0	--	Dixon 25	Baxter 8 Blake 11
N22	[22/24]	Fairleigh Dickinson	W	104-45	13,724	3-0	--	Nicholas 27	Baxter 8 Miller 8
N24	2 [22/24] [10/11]	vs. Kentucky	L	58-61	10,762	3-1	--	Marris 25	Dixon 11 Blake 7
N26	2 [22/24] [rv/rv]	vs. Notre Dame	W	72-67	12,000	4-1	--	Baxter 17	Baxter 14 Marris 6
N30	3 [23/24] [-/rv]	vs. Iowa	W	83-65	12,310	5-1	--	Morris 20	Baxter 10 Blake, Miller 7
D4	4 [23/24] [16/16]	vs. Illinois	W	69-67	13,536	6-1	--	Marris 21	Baxter 12 Blake 11
D5	4 [23/24]	vs. Gea Washington	L	69-74	13,703	6-2	--	Baxter 21	Baxter 9 Blake, Dixon 6
D7	[19/21]	Winthrop	W	76-65	10,107	7-2	--	Marris 19	Marris 14 Blake 5
D11	[19/21] [22/23]	Kentucky	W	72-66	14,500	8-2	--	Marris 22	Marris 9 Miller 6
D27	[16/14]	George Mason	W	69-66	14,500	9-2	--	Baxter, Morris 20	Baxter 13 Marris 5
D30	[16/14]	UMBC	W	82-52	14,500	10-2	--	Marris 17	Baxter, Marris 9 Dixon 5
J2	[16/14]	Coastal Carolina	W	100-48	14,402	11-2	--	Dixon 18	Marris 13 Blake 7
J6	• [15/12] [-/rv]	at NC State	L	66-68	19,525	11-3	0-1	Marris 20	Marris 12 Blake 9
J9	• [15/12] [7/9]	Duke	L	70-80	14,500	11-4	0-2	Marris 18	Baxter 16 Blake 8
J15	• [16/18]	at Georgia Tech	L	68-69	7,892	11-5	0-3	Dixon 31	Marris 9 Blake 8
J19	• [16/18] [rv/rv]	Wake Forest	W	71-53	14,319	12-5	1-3	Baxter, Dixon 18	Dixon 8 Blake 7
J22	• [rv/24]	Clemson	W	74-62	14,500	13-5	2-3	Dixon 18	Holden 10 Blake 7
J27	• [21/22] [rv/rv]	at North Carolina	L	63-75	15,455	13-6	2-4	Dixon 22	Morris 10 Blake 9
J29	• [21/22]	at Florida State	W	82-63	5,534	14-6	3-4	Baxter 24	Morris 8 Blake 7
F2	• [21/25] [rv/rv]	Virginia	W	91-79	14,500	15-6	4-4	Baxter 24	Morris 11 Blake, Dixon 6
F6	• [21/25] [22/rv]	NC State	W	78-73	14,500	16-6	5-4	Baxter 31	Baxter, Marris 10 Blake 8
F9	• [22/23] [3/3]	at Duke	W	98-87	9,314	17-6	6-4	Dixon 31	Morris 12 Baxter 6
F13	[22/23] [19/19]	at Temple	L	65-73	10,206	17-7	6-4	Dixon 21	Morris 12 Blake 7
F16	• [22/22]	Georgia Tech	W	92-70	14,500	18-7	7-4	Dixon 33	Baxter 12 Dixon 7
F19	• [22/22]	at Wake Forest	W	73-67	12,415	19-7	8-4	Dixon 20	Baxter 8 Blake 9
F22	• [19/19]	at Clemson	W	76-63	8,000	20-7	9-4	Baxter 25	Baxter 9 Blake 6
F26	• [19/19] [rv/rv]	North Carolina	W	81-73	14,500	21-7	10-4	Dixon 23	Baxter, Marris 9 Blake 5
M1	• [19/17]	Florida State	W	85-70	14,500	22-7	11-4	Baxter, Morris 21	Morris 11 Blake 10
M4	• [19/17] [-/rv]	at Virginia	L	87-89	8,457	22-8	11-5	Miller 20	Three tied with 6 Blake 6
M10	5 [19/20]	vs. Florida State	W	82-61	23,895	23-8	--	Baxter 24	Baxter 10 Dixon 8
M11	5 [19/20]	vs. NC State	W	64-61	23,895	24-8	--	Dixon 21	Morris 11 Blake 8
M12	5 [19/20] [2/3]	vs. Duke	L	68-81	23,895	24-9	--	Dixon 19	Morris 11 Blake 3
M16	6 [16/17]	vs. Iowa	W	74-59	20,127	25-9	--	Morris 22	Morris 12 Dixon 7
M18	6 [16/17] [rv/rv]	vs. UCLA	L	70-105	26,358	25-10	--	Baxter 22	Baxter 10 Blake 6

Maryland and opponent rankings in brackets [ESPN-USA Today/AP]

• - Atlantic Coast Conference games

- 1 - Preseason NIT at College Park, Md. (Cole Field House)
- 2 - Preseason NIT at New York, N.Y. (Madison Square Garden)
- 3 - ACC/Big Ten Challenge at Baltimore, Md. (Baltimore Arena)
- 4 - BB&T Classic at Washington, D.C. (MCI Center)
- 5 - ACC Tournament at Charlotte, N.C. (Charlotte Coliseum)
- 6 - NCAA Tournament at Minneapolis, Minn. (Metrodome)

1999-2000 ATTENDANCE FIGURES

Overall	503,648	Overall Average	14,390 [35]
ACC	197,142	ACC	12,321 [16]
Home	226,369	Home Average	14,148 [16]
ACC	110,550	ACC	13,819 [8]
Away	96,798	Away Average	10,755 [9]
ACC	86,592	ACC	10,824 [8]
Neutral	180,481	Neutral Average	18,048 [10]

RECORDS WITH VARIOUS STARTING LINEUPS

F Miller F Morris C Baxter G Dixon G Blake21-10
WINS: San Francisco (11-17), Tulane (11-19), Fairleigh Dickinson (11-22), Notre Dame (11-26), Iowa (11-30), Illinois (12-4), Winthrop (12-7), Kentucky (12-11), George Mason (12-27), UMBC (12-30), Coastal Carolina (1-2), Wake Forest (1-19), Florida St. (1-29), Virginia, (2-2), Duke (2-9), Georgia Tech (2-16), Wake Forest (2-19), Clemson (2/22), North Carolina (2-26), Florida St. (3-10), NC State (3-11) **LOSSES:** Kentucky (11-24), George Washington (12-5), NC State (1-6), Duke (1-9), Georgia Tech (1-15), North Carolina (1-26), Temple (2-13), Virginia (3-4), Duke (3-12), UCLA (3-18)

F Miller F Holden C Baxter G Dixon G Blake1-0
WINS: Clemson (1-22)

F Marris F Holden C Baxter G Dixon G Miller1-0
WINS: NC State (2-6)

F Miller F Morris C Baxter G Dixon G Hahn1-0
WINS: Florida State (3-1)

F Morris F Holden C Baxter G Dixon G Blake1-0
WINS: Iowa (3-16)


1999-2000 Individual Points-Rebounds-Assists

OPPONENT	4	35*	25	21	3	20	45*	33*	11	15	44*	12
N17 San Francisco	dnp	18-9-5	4-1-6	dnp	20-7-3	0-0-0	2-0-0	3-3-1		6-2-2	16-9-3	2-1-2
N19 Tulane	dnp	11-8-3	8-2-11	dnp	25-3-5	dnp	0-0-0	4-3-4		4-1-2	20-5-7	6-0-2
N22 Fairleigh Dickinson	dnp	14-8-2	7-4-3	3-5-0	21-7-2	0-0-1	5-4-3	10-4-0		10-7-8	7-6-0	27-0-3
N24 Kentucky	dnp	11-9-0	4-2-7	dnp	8-11-2	dnp	0-1-2	0-3-0		6-1-0	25-8-1	4-2-2
N26 Notre Dame	dnp	17-14-2	14-4-4	dnp	11-5-5	dnp	1-1-1	0-1-0		12-4-0	12-6-6	5-0-3
N30 Iowa	dnp	16-10-3	5-3-7	0-0-0	18-5-4	0-1-0	0-0-0	6-1-0		14-5-7	20-5-3	4-3-0
D4 Illinois	dnp	16-12-1	2-4-11	dnp	19-8-2	dnp	0-0-0	2-3-1		9-4-1	21-5-3	0-1-1
D5 Geo. Washington	dnp	21-9-2	3-2-6	0-0-0	15-7-6	dnp	1-0-0	0-1-1		9-4-3	12-5-6	8-2-2
D7 Winthrop	dnp	13-10-4	6-0-5	dnp	16-3-3	dnp	0-0-1	7-7-1		8-2-1	19-14-0	7-5-3
D11 Kentucky	dnp	6-5-0	16-2-3	dnp	15-7-3	dnp	0-1-0	4-3-2		2-2-6	22-9-1	7-0-0
D27 George Mason	dnp	20-13-2	4-5-4	dnp	13-2-4	dnp	0-1-0	4-2-1	dnp	6-3-1	20-9-4	2-0-2
D30 UMBC	dnp	12-9-2	6-1-1	2-2-0	6-5-5	2-1-2	1-3-1	6-7-1	2-1-2	16-2-3	17-9-2	12-3-2
J2 Coastal Carolina	dnp	14-5-1	10-3-7	4-2-0	18-10-5	2-0-2	12-3-1	5-4-2	8-3-6	13-2-2	7-13-1	7-3-2
J6 at NC State	dnp	12-6-2	6-4-9	dnp	14-7-1	dnp	0-0-1	2-4-2	0-0-0	12-3-2	20-12-3	0-0-0
J9 Duke	dnp	14-16-4	12-6-8	dnp	13-4-1	dnp	0-0-0	2-4-1	2-1-0	6-3-4	18-13-2	3-0-0
J15 at Georgia Tech	dnp	12-4-1	4-5-8	dnp	31-6-1	dnp	2-2-0	0-3-0	0-0-0	8-2-1	11-9-0	0-1-0
J19 Wake Forest	dnp	18-3-2	2-3-7	1-0-0	18-8-6	2-0-0	17-6-0	0-2-1	0-0-0	8-4-4	7-7-7	0-0-1
J22 Clemson	dnp	10-9-4	10-2-7	0-0-0	18-9-2	dnp	12-10-5	6-5-1	0-2-1	15-2-4	inj	3-1-0
J27 at North Carolina	dnp	12-9-2	3-3-9	dnp	22-3-2	dnp	0-2-0	0-0-1	dnp	4-2-2	16-10-1	6-1-1
J29 at Florida State	dnp	24-7-1	2-4-7	0-1-0	23-4-4	dnp	4-4-1	0-2-0	0-1-1	10-1-2	10-8-4	9-2-2
F2 Virginia	dnp	24-8-2	5-7-6	0-0-0	19-3-6	0-0-0	1-0-1	8-5-0	dnp	14-3-5	18-11-0	2-1-2
F6 NC State	dnp	31-10-7	1-1-8	0-0-0	17-4-6	dnp	0-1-0	0-1-0	dnp	9-4-3	16-10-2	4-1-2
F9 at Duke	dnp	22-10-1	7-0-2	dnp	31-5-2	dnp	2-1-0	0-0-0	dnp	16-5-3	20-12-2	0-0-0
F13 at Temple	dnp	11-7-0	9-7-7	dnp	21-7-4	dnp	0-0-0	0-3-0	dnp	4-3-3	17-12-0	3-1-0
F16 Georgia Tech	0-0-0	13-12-2	4-2-4	5-2-0	33-3-7	0-0-0	8-3-2	0-0-0	2-0-0	6-3-6	16-5-0	4-1-3
F19 at Wake Forest	dnp	8-8-0	9-2-9	dnp	20-0-3	dnp	4-5-3	2-3-1	dnp	7-3-1	17-7-0	6-0-0
F22 at Clemson	dnp	25-9-6	14-5-6	dnp	11-4-1	dnp	8-2-0	0-1-0	dnp	5-3-3	4-6-0	9-2-1
F26 North Carolina	dnp	7-9-0	10-2-5	dnp	23-4-4	dnp	3-3-0	10-5-0	dnp	9-1-2	16-9-4	3-0-1
M1 Florida State	dnp	21-9-4	17-4-10	dnp	14-4-4	2-0-0	0-0-2	2-2-0	0-0-0	6-1-1	21-11-2	2-1-3
M4 at Virginia	dnp	22-6-2	16-4-6	dnp	9-6-2	0-0-0	10-4-1	4-6-1	dnp	20-3-2	15-5-0	2-1-0
M10 Florida State	0-0-1	24-10-1	2-2-5	6-2-0	12-7-8	3-0-0	5-2-0	0-1-0	0-1-0	7-2-3	17-6-1	6-2-6
M11 NC State	dnp	15-6-4	4-2-8	dnp	21-7-1	dnp	2-3-0	0-3-0	dnp	2-6-1	11-11-3	9-0-0
M12 Duke	0-0-0	10-8-2	7-2-3	dnp	19-5-2	dnp	9-2-0	4-4-0	dnp	2-2-0	14-11-0	3-3-0
M16 Iona	dnp	12-11-4	5-3-2	0-2-0	20-9-7	dnp	4-4-1	4-4-0	0-0-0	inj	22-12-2	7-0-2
M18 UCLA	0-0-0	22-10-1	5-3-6	0-3-0	16-3-4	1-1-0	3-1-2	0-0-0	0-1-0	5-4-4	13-3-1	5-0-0

bold indicates games started dnp = did not play/coach's decision dnt = did not travel inj = injured * blocks indicated in place of assists



STEVE BLAKE



JUAN DIXON



TERENCE MORRIS



Maryland/Opponent Team Superlatives

	MARYLAND HIGH	MARYLAND LOW	OPPONENT HIGH	OPPONENT LOW
Points, Game	104 vs. Farleigh Dickinson, 11-22-99	58 vs. Kentucky, 11-24-99	105 UCLA, 3-18-00	45 Farleigh Dickinson, 11-22-99
Points, 1st Half	59 vs. Farleigh Dickinson, 11-22-99	26 vs. NC State, 3-11-00	49 UCLA, 3-18-00	19 UMBC, 12-30-99
Points, 2nd Half	56 vs. Coastal Carolina, 1-2-00	22 at UNC, 1-27-00	56 UCLA, 3-18-00	21 Farleigh Dickinson, 11-22-99
Field Goals Made	41 at Duke, 2-9-00	23 at UNC, 1-27-00	40 UCLA, 3-18-00	16 Farleigh Dickinson, 11-22-99
Field Goals Att.	85 vs. Duke, 1-9-00	48 at Clemson, 2-22-00	69 UMBC, 12-30-99	50 Georgia Tech, 1-15-00
Field Goal Pct.	.571 vs. F. Dickinson (40-70), 11-22-99	341 vs. Duke (29-85), 1-9-00	.625 UCLA (40-64), 3-18-00	290 UMBC (20-69), 12-30-99
3-pt FG Made	10 vs. Clemson, 1-22-00 10 at UNC, 1-27-00 10 vs. Temple, 2-13-00	1 vs. San Francisco, 11-17-00 1 vs. George Mason, 12-27-00	14 UCLA, 3-18-00	2 San Francisco, 11-17-00 2 Wake Forest, 1-19-00
3-pt FG Att.	31 vs. Clemson, 1-22-00	6 vs. Virginia, 2-2-00	31 Notre Dame, 11-26-99	9 George Washington, 12-5-00
3-pt FG Pct.	.538 vs. Georgia Tech (7-13), 2-16-00	.111 vs. San Francisco (1-9), 11-17-00	.560 UCLA (14-25), 3-18-00	160 UMBC (4-25), 12-30-99
FT Mode	30 vs. Virginia, 2-2-00	5 vs. Kentucky, 11-24-99	32 Virginia, 3-4-00	6 Tulane, 11-19-00
FT Att.	38 vs. Virginia, 2-2-00	5 vs. Kentucky, 11-24-99	43 Virginia, 3-4-00	10 Tulane, 11-19-00
FT Pct.	1.000 vs. Temple (7-7), 2-13-00	.435 vs. NC State (10-23), 3-11-00	.909 UNC (10-11), 2-26-00	.429 C. Carolina (9-21), 1-2-00
Off. Rebounds	25 vs. Duke, 1-9-00	5 at Clemson, 2-22-00	23 UMBC, 12-30-99	8 Georgia Tech, 1-15-00
Def. Rebounds	35 vs. Iowa, 3-16-00	16 at UNC, 2-27-00	36 Duke, 1-9-00	15 Virginia, 2-2-00
Total Rebounds	51 vs. Duke, 1-9-00 51 vs. Coastal Carolina, 1-2-00	27 vs. Tulane, 11-19-00	49 Duke, 1-9-00	25 Virginia, 2-2-00
Assists	30 vs. Coastal Carolina, 1-2-00	9 vs. Duke, 3-12-00	28 UCLA, 3-18-00	9 UMBC, 12-30-99
Block Shots	14 vs. Tulane, 11-19-00	0 vs. Temple, 2-13-00	12 Duke, 1-9-00	0 Coastal Carolina, 1-2-00
Steals	17 vs. Tulane, 11-19-00 17 vs. UMBC, 12-30-99	4 at Clemson, 2-22-00	20 Temple, 2-13-00	2 Florida State, 1-29-00
Turnovers	28 vs. George Washington, 12-5-99	7 at Florida State, 1-29-00	30 Farleigh Dickinson, 11-22-99	5 Clemson, 2-22-00
Personal Fouls	31 at Virginia, 3-4-00	11 vs. George Mason, 12-27-99	27 San Francisco, 11-17-99	12 Temple, 2-13-00

Maryland/Opponent Individual Superlatives

	MARYLAND HIGH	OPPONENT HIGH
Points, Game	33 Juan Dixon vs. Georgia Tech, 2-16-00	28 Shane Battier, Duke, 2-9-00
Field Goals Made	14 Lanny Baxter vs. NC State, 2-6-00 14 Juan Dixon vs. Duke, 2-9-00	11 Tariq Kirksay, Iowa, 3-16-00
Field Goal Attempts	23 Lanny Baxter vs. Duke, 1-9-00	20 Tariq Kirksay, Iowa, 3-16-00
Field Goal Pct. (8 att.)	1.000 Terence Morris (8-8) vs. Iowa, 11-3-99	.778 Brendan Haywood (7-9), North Carolina, 1-27-00
3PT Mode	5 Juan Dixon vs. Tulane, 11-19-99 5 Juan Dixon vs. Temple, 2-13-00 5 Juan Dixon vs. North Carolina, 2-26-00	6 Shane Battier, Duke, 2-9-00
3PT Attempted	13 Danny Miller vs. Clemson, 1-22-00	11 Terence Ward, UMBC, 12-30-99 11 Mark Karcher, Temple, 2-13-00
3PT Pct. (3 att.)	1.000 Tahj Halden (3-3) vs. Wake Forest, 1-19-00	.833 Earl Watson (5-6), UCLA, 3-18-00
Free Throws Made	10 Juan Dixon vs. Georgia Tech, 1-15-00	13 SirValiant Brawn, George Washington, 12-5-99
Free Throw Attempted	12 Juan Dixon vs. Georgia Tech, 1-15-00 12 Lanny Baxter vs. Clemson, 2-22-00	17 Travis Watson, Virginia, 3-4-00
Free Throw Pct. (5 att.)	1.000 Terence Morris (7-7) vs. Illinois, 12-4-99	1.000 Carlos Baazer (5-5), Duke, 3-12-00
Total Rebounds	16 Lanny Baxter vs. Duke, 1-9-00	17 Brendan Haywood, North Carolina, 2-26-00
Offensive Rebounds	10 Lanny Baxter vs. Notre Dame, 11-26-00 10 Lanny Baxter vs. Duke, 1-9-00	8 Jamaal Magloire, Kentucky, 12-11-99
Defensive Rebounds	11 Terence Morris vs. Coastal Carolina, 1-2-00	12 Brendan Haywood, North Carolina, 2-26-00
Rebounds in a Half	9 Terence Morris vs. NC State, 1-6-00	11 Jamaal Magloire, Kentucky, 12-11-99 11 Brendan Haywood, North Carolina, 2-26-00
Assists	11 Steve Blake vs. Tulane 11-19-99 11 Steve Blake vs. Illinois 12-4-99	16 Earl Watson, UCLA, 3-18-00
Blocks	7 Terence Morris vs. Tulane, 11-19-99 7 Terence Morris vs. Wake Forest, 1-19-00 7 Lanny Baxter vs. NC State, 2-6-00	7 Shane Battier, Duke, 1-9-00
Steals	6 Steve Blake vs. Tulane, 11-19-99 6 Juan Dixon vs. Notre Dame, 11-26-99 6 Steve Blake vs. Duke, 2-9-00	9 Pepe Sanchez, Temple, 2-13-00
Minutes	43 Terence Morris vs. Winthrop, 12-7-99 43 Steve Blake vs. Virginia, 3-4-00	40 Justin Wilson, UMBC, 12-30-99 40 Shane Battier, Duke, 2-9-00 40 Lamont Barnes, Temple, 2-13-00 40 Chris Williams, Virginia, 3-4-00



Morris. Maryland was credited with assists on 25 of its 33 field goals.

MARYLAND 82, FLORIDA STATE 61

Charlotte Coliseum - March 10, 2000. Florida State vs Maryland. Team and individual player statistics including FG, 3FG, FT, Reb, A, T, B, S, Pts.

FG% - NC State .357, Maryland .500 3FG% - NC State .421, Maryland .462 FT% - NC State .520, Maryland .435. Technical Fouls: None. Officials: Larry Rose, Rick Hartzell, Steve Gordon. Attendance: 23,895

NC State [17-12] 25 36 . 61 Maryland [24-8] 26 38 . 64

ACC TOURNAMENT CHAMPIONSHIP Gm 33 • DUKE 81, MARYLAND 68

CHARLOTTE, N.C. - Duke secured a No. 1 seed in the NCAA tournament and probably the nation's top ranking with its convincing win over Maryland in the ACC Tournament championship game.

Williams scored 15 of his points in the second half and got Duke's outside game going with a 3-pointer to open the half.

DUKE 81, MARYLAND 68

Charlotte Coliseum - March 12, 2000. Duke vs Maryland. Team and individual player statistics.

Maryland vs Duke. Team and individual player statistics.

Maryland vs Duke. Team and individual player statistics.

FG% - Florida State .404, Maryland .493 3FG% - Florida State .346, Maryland .176. FT% - Florida State .500, Maryland .591. Technical Fouls: None. Officials: Rick Hartzell, Steve Gordon, Leslie Jones. Attendance: 23,895.

Florida State [11-16] 24 37 . 61 Maryland [23-8] 43 39 . 82

ACC TOURNAMENT SEMIFINALS

Gm 32 • MARYLAND 64, NC STATE 61

CHARLOTTE, N.C. - Juan Dixon had 21 points and Lonny Baxter 15, including Maryland's final five, as No. 20 Maryland defeated NC State 64-61 to advance to the ACC championship game for the first time since 1984.

Maryland overcame 21 turnovers and a first-half drought that enabled NC State to rally from a 13-point deficit. The sixth-seeded Wolfpack converted the Terrapins' miscues into 20 points, but came up short in their bid for their second berth in the ACC championship game in four seasons under coach Herb Sendek.

Ron Kelley added 11 points for the Wolfpack, held to 38-percent shooting. Terence Morris had 11 points and 11 rebounds for Maryland.

There were five lead changes and three ties in the second half before Dixon scored on a fastbreak layup to put Maryland ahead to stay at 59-58 with 2:21 left. After NC State's Tim Wells missed a 17-footer from the right wing, Baxter scored on a spinning layup to make it 61-58.

In the final minute, Baxter banked in a short jumper, then added a foul shot on the Terrapins' next possession to stretch their lead to 64-59 with 22 seconds left. A tip-in by Kelley closed the scoring with 22 seconds left. NC State had a shot to tie it, but Wells missed from the left wing with four seconds remaining, and Maryland got the rebound and ran out the clock.

MARYLAND 64, NC STATE 61

Charlotte Coliseum - March 11, 2000. Maryland vs NC State. Team and individual player statistics.

FG% - Maryland .394, Duke .483 3FG% - Maryland .316, Duke .350. FT% - Maryland .750, Duke .857. Technical Fouls: None. Officials: Larry Rose, Mike Wood, Karl Hess. Attendance: 23,895.

Maryland [24-9] 36 32 . 68 Duke [27-4] 37 44 . 81

NCAA TOURNAMENT FIRST ROUND

Gm 34 • MARYLAND 74, IONA 59

MINNEAPOLIS, Minn. - Junior All-American Terence Morris had 22 points and 12 rebounds as third-seeded Maryland ran all over 14th-seeded Iona, 74-59, in the first round of the NCAA Tournament.

Morris had 14 points and 10 rebounds by halftime when the Terps led 38-25. Maryland raced to a 23-4 lead after the opening tip.

The Terps' lead was 60-32 midway through the second half when the Goels made it respectable behind Tariq Kirksoy, the player of the year in the Metro Atlantic Athletic Conference, who scared 20 of his 24 points after halftime. The Goels pulled within 12 points on Kirksoy's 3-pointer just inside the two-minute mark but that was as close as they got.

Maryland forward Danny Miller set out with a sprained left ankle. Hurt in the final of the Atlantic Coast Conference tournament, Miller's injury forced the Terps to rely heavily on freshmen Tahj Holden in big lineups and Drew Nicholas in three-guard sets.

MARYLAND 74, IONA 59

Hubert H. Humphrey Metrodome - March 16, 2000. Maryland vs Iona. Team and individual player statistics.

Maryland vs Iona. Team and individual player statistics.

FG% - Iona .333, Maryland .456 3FG% - Iona .211, Maryland .308 FT% - Iona .786, Maryland .783. Technical Fouls: None. Officials: Mike Sanzere, Bill Kennedy, Don McAllister. Attendance: 20,127.

Iona [20-11] 25 34 . 59 Maryland [25-9] 38 36 . 74

NCAA TOURNAMENT SECOND ROUND

Gm 35 • UCLA 105, MARYLAND 70

MINNEAPOLIS, Minn. - UCLA put on a stunning offensive display in a 105-70 victory over Maryland in the second round of the NCAA Tournament. Earl Watson had 17 points and a school-record 16 assists as the sixth-seeded Bruins connected on six fearsome alley-oops, a school-record 14 3-pointers and absolutely everything in between.

The key to everything was Watson, who was heavily criticized earlier this season for his point guard play. He answered all of his detractors with a dominant performance that awed the Metrodome crowd and his teammates alike. His assists also set a Midwest Regional record and tied the NCAA Tournament record for assists in a first- or second-round game. As if that wasn't enough, he was 5-of-6 on 3-pointers.

The Bruins closed the first half with a 22-7 run and made a 16-2 run to start the second half, going up 76-41 just seven minutes after halftime.

UCLA shot 74 percent before the final minutes and also played impressive defense, limiting Juan Dixon, who made seven turnovers, to 16 points on 6-of-18 shooting. Lonny Baxter had 22 points and 10 rebounds for the Terrapins. Maryland failed to reach the round of 16 for just the third time in the last seven seasons.

UCLA 105, MARYLAND 70

Hubert H. Humphrey Metrodome - March 18, 2000. UCLA vs Maryland. Team and individual player statistics.

Maryland vs UCLA. Team and individual player statistics.

FG% - UCLA .625, Maryland .371. 3FG% - UCLA .560, Maryland .273. FT% - UCLA .611, Maryland .571. Technical Fouls: None. Officials: Tim Higgins, Ted Hillary, Reggie Greenwood. Attendance: 26,358.

UCLA [21-11] 49 56 . 105 Maryland [25-10] 33 37 . 70



1999-2000 ACC Standings

Team	ACC Games			Home		Road		Pct.	All Games		
	W	L	Pct.	Home	Road	W	L		Home	Road	Neutral
Duke	15	1	.938	7-1	8-0	29	5	.852	13-2	9-0	7-3
MARYLAND	11	5	.688	7-1	4-4	25	10	.714	15-1	4-5	6-4
Virginia	9	7	.563	6-2	3-5	19	12	.613	11-3	5-7	3-2
North Carolina	9	7	.563	5-3	4-4	22	14	.611	7-5	5-5	10-4
Wake Forest	7	9	.438	4-4	3-5	22	14	.611	11-4	6-6	5-4
NC State	6	10	.375	5-3	1-7	20	14	.588	17-3	2-8	1-3
Florida State	6	10	.375	4-4	2-6	12	17	.414	8-6	3-9	1-2
Georgia Tech	5	11	.313	5-3	0-8	13	17	.433	11-3	0-9	2-5
Clemson	4	12	.250	3-5	1-7	10	20	.333	7-9	1-8	2-3

1999-2000 ACC Individual Leaders

INDIVIDUAL SCORING

Player, School	G	FG	3P	FT	Pts	Avg
Will Solomon, CU	16	116	48	60	340	21.3
Juan Dixon, Md.	16	116	26	58	316	19.8
Chris Corrowell, Duke	16	109	15	75	308	19.3
Shane Bottier, Duke	16	100	43	64	307	19.2
Damous Anderson, FSU	16	101	38	37	277	17.3
Joseph Forte, NC	16	104	24	40	272	17.0
Darius Songaila, WF	16	89	0	87	265	16.6
Lonny Baxter, Md.	16	111	0	42	264	16.5
Chris Williams, UVa	16	93	22	52	260	16.3
Jason Collier, GoT	16	82	16	72	252	15.8
Donald Hand, UVa	16	75	28	70	248	15.5
Ron Hole, FSU	16	77	25	66	245	15.3
Terence Morris, Md.	15	82	19	42	225	15.0
Anthony Grundy, NCS	16	85	29	31	230	14.4
Brendan Haywood, NC	16	88	0	48	224	14.0

FIELD GOAL PCT.

Player, Team	GP	FGM	FGA	PCT
Brendan Haywood, NC	16	88	120	.733
Carlos Boozer, Duke	16	82	131	.626
Damous Anderson, FSU	16	101	186	.543
Shane Bottier, Duke	16	100	185	.541
Lonny Baxter, Md.	16	111	206	.539
Darius Sangaila, WF	16	89	166	.536
Chris Corrowell, Duke	16	109	213	.512
Chris Williams, UVa	16	93	192	.484
Juan Dixon, Md.	16	116	240	.483
Joseph Forte, NC	16	104	218	.477

3-POINT FG PCT.

Player, Team	GP	3PM	3PA	PCT
Shane Bottier, Duke	16	43	84	.512
Damous Anderson, FSU	16	38	78	.487
Juan Dixon, Md.	16	26	58	.448
Jason Copel, NC	16	24	58	.414
Will Solomon, CU	16	48	120	.400
Andrius Jurkunas, CU	16	29	76	.382
Shoun Fein, GoT	16	31	86	.360
Joseph Forte, NC	16	24	67	.358
Tony Akins, GoT	16	34	98	.347
Anthony Grundy, NCS	16	29	87	.333

FREE THROW PCT.

Player, Team	GP	FTM	FTA	PCT
Darius Songaila, WF	16	87	99	.879
Rager Mason, UVa	16	43	49	.878
Jason Copel, NC	16	46	53	.868
Juan Dixon, Md.	16	58	71	.817
Shane Bottier, Duke	16	64	79	.810
Ron Hole, FSU	16	66	83	.795
Chris Corrowell, Duke	16	75	95	.789
Joseph Forte, NC	16	40	51	.784
Jason Collier, GoT	16	72	94	.766
Damien Wilkins, NCS	16	49	65	.754

3-POINT FG PER GAME

Player, Team	GP	3GM	3GA	AVG
Will Solomon, CU	16	48	120	3.0
Shane Bottier, Duke	16	43	84	2.7
Damous Anderson, FSU	16	38	78	2.4
Tony Akins, GoT	16	34	98	2.1
Shaun Fein, GoT	16	31	86	1.9
Robert O'Kelley, WF	16	29	101	1.8
Anthony Grundy, NCS	16	29	87	1.8
Andrius Jurkunas, CU	16	29	76	1.8
Donald Hand, UVa	16	28	91	1.8
Juan Dixon, Md.	16	26	58	1.6

REBOUNDS

Player, Team	GP	NO	AVG
Terence Morris, Md.	15	135	9.0
Jason Collier, GoT	16	142	8.9
Lonny Baxter, Md.	16	135	8.4
Brendan Hoywood, NC	16	134	8.4
Alvin Jones, GoT	16	125	7.8
Travis Watson, UVa	16	123	7.7
Damon Thornton, NCS	16	114	7.1
Chris Williams, UVa	16	109	6.8
Carlos Boozer, Duke	16	107	6.7
Adom Allenspach, CU	15	99	6.6

ASSISTS

Player, Team	GP	NO	AVG
Ed Coto, NC	15	117	7.8
Steven Bloke, Md.	16	111	6.9
Jason Williams, Duke	16	100	6.3
Delvon Arrington, FSU	16	98	6.1
Donald Hand, UVa	16	61	3.8
Will Solomon, CU	16	54	3.4
Juan Dixon, Md.	16	52	3.3
Jason Copel, NC	16	48	3.0
Shaun Fein, GoT	16	48	3.0
Tony Akins, GoT	16	47	2.9

BLOCKED SHOTS

Player, Team	GP	NO	AVG
Lonny Baxter, Md.	16	40	2.5
Alvin Jones, GoT	16	38	2.4
Brendan Hoywood, NC	16	35	2.2
Shane Bottier, Duke	16	31	1.9
Terence Morris, Md.	15	27	1.8
Damon Thornton, NCS	16	27	1.7
Chris Corrowell, Duke	16	21	1.3
Tahij Holden, Md.	16	16	1.0
David Anderson, FSU	16	16	1.0
Carlos Boozer, Duke	16	15	0.9

STEALS

Player, Team	GP	NO	AVG
Juan Dixon, Md.	16	45	2.8
Jason Williams, Duke	16	36	2.3
Steven Bloke, Md.	16	31	1.9
Adom Hall, UVa	15	29	1.9
Terence Morris, Md.	15	29	1.9
Anthony Grundy, NCS	16	29	1.8
Shane Bottier, Duke	16	29	1.8
Justin Goiney, NCS	16	26	1.6
Chris Williams, UVa	16	25	1.6
Note James, Duke	16	25	1.6



JUAN DIXON



1999-2000 ACC Team Statistics

SCORING

School	GP	PTS	AVG
Duke	16	1433	89.6
Virginia	16	1286	80.4
Maryland	16	1257	78.6
North Carolina	16	1191	74.4
NC State	16	1080	67.5
Wake Forest	16	1068	66.8
Clemson	16	1041	65.1
Florida State	16	1035	64.7
Georgia Tech	16	1015	63.4

FIELD GOAL PCT.

School	FGM	FGA	PCT
Duke	509	1003	.507
North Carolina	443	889	.498
Maryland	475	1017	.467
Virginia	441	1021	.432
NC State	387	929	.417
Wake Forest	378	928	.407
Florida State	361	889	.406
Clemson	376	928	.405
Georgia Tech	342	890	.384

FREE THROW PCT.

School	FTM	FTA	PCT
Duke	289	400	.723
Florida State	214	297	.721
North Carolina	229	321	.713
Wake Forest	247	352	.702
Virginia	287	413	.695
Maryland	213	307	.694
Clemson	182	268	.679
NC State	215	320	.672
Georgia Tech	212	321	.660

TURNOVER MARGIN

School	FOR	OPP	MAR
Duke	18.0	12.5	5.5
Virginia	18.9	13.9	4.9
Maryland	17.3	13.8	3.6
NC State	17.1	15.3	1.9
Wake Forest	14.2	13.5	0.7
Clemson	11.6	14.8	-3.2
Georgia Tech	13.3	17.4	-4.1
Florida State	10.9	15.1	-4.2
North Carolina	10.3	15.3	-5.0

SCORING DEFENSE

School	GP	PTS	AVG
NC State	16	1095	68.4
Wake Forest	16	1099	68.7
Georgia Tech	16	1130	70.6
Maryland	16	1139	71.2
North Carolina	16	1141	71.3
Clemson	16	1159	72.4
Florida State	16	1167	72.9
Duke	16	1190	74.4
Virginia	16	1286	80.4

FIELD GOAL PCT. DEFENSE

School	FGM	FGA	PCT
Maryland	392	957	.410
North Carolina	424	1031	.411
Clemson	373	885	.421
Georgia Tech	407	945	.431
Duke	467	1081	.432
Wake Forest	379	869	.436
NC State	390	867	.450
Florida State	431	942	.458
Virginia	449	917	.490

BLOCKED SHOTS

School	GP	NO	AVG
Maryland	16	108	6.8
Duke	16	94	5.9
Georgia Tech	16	73	4.6
North Carolina	16	66	4.1
NC State	16	65	4.1
Florida State	16	52	3.3
Wake Forest	16	50	3.1
Clemson	16	40	2.5
Virginia	16	35	2.2

REBOUND MARGIN

School	GP	FOR	OPP	MAR
North Carolina	16	38.1	33.3	4.8
Wake Forest	16	37.1	34.1	3.0
Clemson	16	37.8	35.8	2.0
Florida State	16	35.7	34.3	1.4
Georgia Tech	16	37.1	36.6	0.4
NC State	16	34.9	35.4	-0.5
Maryland	16	37.1	39.1	-1.9
Duke	16	35.6	39.5	-3.9
Virginia	16	34.2	39.5	-5.3

SCORING MARGIN

School	AVG
Duke	15.2
Maryland	7.4
North Carolina	3.1
Virginia	0.0
NC State	-0.9
Wake Forest	-1.9
Georgia Tech	-7.2
Clemson	-7.4
Florida State	-8.3

3-POINT FG PCT.

School	3PM	3PA	PCT
Duke	126	323	.390
Maryland	94	243	.387
Clemson	107	294	.364
Florida State	99	276	.359
NC State	91	262	.347
Georgia Tech	119	344	.346
North Carolina	76	223	.341
Virginia	117	344	.340
Wake Forest	65	212	.307

STEALS

School	GP	NO	AVG
Maryland	16	150	9.4
Duke	16	147	9.2
NC State	16	132	8.3
Virginia	16	128	8.0
Wake Forest	16	100	6.3
Georgia Tech	16	98	6.1
North Carolina	16	88	5.5
Clemson	16	80	5.0
Florida State	16	79	4.9

3-POINT FG PER GAME

School	GPTPGM	TPGA	AVG	
Duke	16	126	323	7.9
Georgia Tech	16	119	344	7.4
Virginia	16	117	344	7.3
Clemson	16	107	294	6.7
Florida State	16	99	276	6.2
Maryland	16	94	243	5.9
NC State	16	91	262	5.7
North Carolina	16	76	223	4.8
Wake Forest	16	65	212	4.1

1999-2000 ACC Postseason Results

ACC TOURNAMENT RESULTS

Thursday, March 9
 #7 Florida St. 63, #8 Georgia Tech 62
 #1 Duke 94, #9 Clemson 63

Friday, March 10
 #4 N. Carolina 52, #5 Wake Forest 58
 #2 Maryland 82, #7 Florida State 61
 #3 Virginia 65, #6 NC State 76

Saturday, March 11
 Duke 82, Wake Forest 73
 Maryland 64, NC State 61

Sunday, March 12
 Duke 81, Maryland 68

NCAA TOURNAMENT RESULTS

East Regional
 #1 Duke 82, #16 Lamar 55
 #1 Duke 69, #8 Kansas 64
 #1 Duke 78, #5 Florida 87

Midwest Regional
 #3 Maryland 74, #14 Iowa 59
 #3 Maryland 70, #6 UCLA 105

South Regional
 #8 North Carolina 84, #9 Missouri 70
 #8 North Carolina 60, #1 Stanford 53
 #8 North Carolina 74, #4 Tennessee 69
 #8 North Carolina 59, #7 Tulsa 55

Final Four - Indianapolis, Indiana
 Semifinals
 Florida 71, North Carolina 59
 Michigan State 53, Wisconsin 41
 Finals
 Michigan State 89, Florida 76

NIT RESULTS

First, Second and Quarterfinal Rounds
 Virginia 111, Georgetown 115 (3ot)
 NC State 64, Tulane 60
 NC State 60, Arizona State 57
 NC State 77, Mississippi 54
 Wake Forest 83, Vanderbilt 68
 Wake Forest 72, New Mexico 65
 Wake Forest 76, California 59
 Wake Forest 62, NC State 59 (ot)

Semifinals
 Wake Forest 62, NC State 59 (ot)
 Penn State 52, Notre Dame 73

Consolation Final
 Penn State 74, NC State 72

Championship Final
 Wake Forest 71, Notre Dame 61





1999-2000 ACC Honors

2000 ACC PLAYER OF THE YEAR

Chris Carrawell, Sr., Duke	81.5
Shane Battier, Jr., Duke	15.5
Will Solomon, So., Clemson	3
Juan Dixon, So., Maryland	2
Lanny Baxter, So., Maryland	1

2000 ACC ROOKIE OF THE YEAR

Joseph Forte, North Carolina	48
Jason Williams, Duke	43
Steve Blake, Maryland	7
Mike Dunleavy, Duke	2
Carlos Boozer, Duke	1
Travis Watson, Virginia	1
Damien Wilkins, NC State	1

2000 ACC COACH OF THE YEAR

Mike Krzyzewski, Duke	56.5
Gary Williams, Maryland	29.5
Pete Gillen, Virginia	15
Bobby Cremins, Georgia Tech	1
Lorry Shyatt, Clemson	1

ALL-ACC TEAMS

FIRST TEAM (first-team votes)

Chris Carrawell, Sr., Duke (103)	309
Shane Battier, Jr., Duke (101)	307
Juan Dixon, So., Maryland (92)	290
Will Solomon, So., Clemson (56)	258
Lanny Baxter, So., Maryland (58)	247

SECOND TEAM

Terence Morris, Jr., Maryland (27)	216
Ed Coto, Sr., North Carolina (34)	211
Donald Hand, Jr., Virginia (12)	167
Jason Collier, Sr., Georgia Tech (7)	156
Joseph Forte, Fr., North Carolina (8)	137
Chris Williams, So., Virginia (3)	137

THIRD TEAM

Jason Williams, Fr., Duke (3)	113
Darius Songailo, So., Wake Forest (2)	91
Brendan Haywood, Jr., North Carolina	90
Ron Hole, Sr., Florida State (2)	88
Damous Anderson, Sr., Florida State (2)	83

HONORABLE MENTION

Anthony Grundy, So., NC State	37
Carlos Boozer, Fr., Duke	25
Robert O'Kelley, Jr., Wake Forest	16
Steve Blake, Fr., Maryland	12
Jason Copel, So., North Carolina	11
Travis Watson, Fr., Virginia	8

2000 ALL-ACC FRESHMEN TEAM

Joseph Forte, North Carolina	96
Jason Williams, Duke	96
Carlos Boozer, Duke	88
Travis Watson, Virginia	83
Steve Blake, Maryland	66

HONORABLE MENTION

Damien Wilkins, NC State	35
Mike Dunleavy, Duke	18

ALL-ACC TOURNAMENT

FIRST TEAM

Jason Williams, Duke (MVP)	61
Juan Dixon, Maryland	59
Shane Battier, Duke	55
Lanny Baxter, Maryland	53
Chris Carrawell, Duke	43

SECOND TEAM

Terence Morris, Maryland	39
Carlos Boozer, Duke	34
Mike Dunleavy, Duke	31
Damien Wilkins, NC State	24
Nate James, Duke	13



LANNY BAXTER

PLAYERS OF THE WEEK

N29	Jason Collier, GoT
D6	Will Solomon, Clem.
D13	Terence Morris, Md.
D20	Jason Copel, UNC
J3	Chris Williams, UVa
J10	Chris Carrawell, Duke
J17	Will Solomon, Clem.
J24	Damous Anderson
J31	Brendan Haywood, UNC
	Donald Hand, UVa
F7	Lanny Baxter, Md.
F14	Will Solomon, Clem.
	Juan Dixon, Md
F21	Juan Dixon, Md.
F28	Darius Songailo, WF
M5	Shane Battier, Duke
M12	Jason Williams, Duke

ROOKIES OF THE WEEK

N29	Joseph Forte, UNC
D6	Damien Wilkins, NCS
D13	Carlos Boozer, Duke
D20	Marshall Williams, NCS
J3	Carlos Boozer, Duke
J10	Roger Mason, UVa
J17	Jason Williams, Duke
J24	Roger Mason, UVa
J31	Travis Watson, UVa
F7	Jason Williams, Duke
F14	Joseph Forte, UNC
F21	Travis Watson, UVa
F28	Joseph Forte, UNC
M5	Joseph Forte, UNC



TERENCE MORRIS



Len Elmore is Maryland's all-time leading rebounder and holds marks for most rebounds in a season and game.

ALL-TIME RECORD BOOK

IN THIS SECTION

Year-By-Year Results	112
All-Time Coaching History	113
Overall Individual Records	114
Individual Leaders	115
Freshman Class Records	120
Sophomore Class Records	121
Junior Class Records	122
Senior Class Records	123
Yearly Leaders	124
Team Records	126
Margins of Victory	127
100-Point Games	127
Year-By-Year Statistics	128
Game-By-Game Results	130
Series Vs. Opponents	136
Series Records	142
ACC Series Anatomies	143
In-Season Tournaments	144
Postseason Tournaments	145
NCAA Tournament Records	146
Final National Rankings	148



Year-By-Year Results

Year	Overall			AP Rank	PPG	PPG	Conference				Conference Tournament				Coach	Postseason
	Win	Loss	Pct.				Win	Loss	Pct.	Finish	Win	Loss	Pct.	Finish		
1904-05	0	2	.000													
1910-11	3	9	.250		21.8	36.3										
1913-14																
1918-19	1	5	.167		14.3	29.3										
1923-24	5	7	.417		23.3	23.7	1	2	.333	11th	1	1	.500	Quarterfinals	H. Burton Shipley	
1924-25	12	5	.706		23.6	21.0	3	1	.750	4th	0	1	.000	First Round	H. Burton Shipley	
1925-26	14	3	.824		29.1	20.6	7	1	.875	4th	0	1	.000	First Round	H. Burton Shipley	
1926-27	10	10	.500		27.3	31.1	6	4	.600	9th	0	1	.000	First Round	H. Burton Shipley	
1927-28	14	4	.778		27.8	22.0	8	1	.889	4th			DNP		H. Burton Shipley	
1928-29	7	9	.438		24.8	28.8	2	5	.286	21st	0	1	.000	First Round	H. Burton Shipley	
1929-30	16	6	.727		34.2	26.2	9	5	.643	10th	0	1	.000	First Round	H. Burton Shipley	
1930-31	18	4	.818		32.6	24.9	8	1	.889	2nd	2	0	1.000	Champions	H. Burton Shipley	
1931-32	16	4	.800		34.5	20.1	8	2	.800	1st	0	1	.000	First Round	H. Burton Shipley	
1932-33	11	9	.550		32.9	32.8	7	3	.700	3rd	0	1	.000	First Round	H. Burton Shipley	
1933-34	11	8	.579		32.6	31.0	6	1	.857	3rd	0	1	.000	First Round	H. Burton Shipley	
1934-35	8	10	.444		33.7	33.9	4	5	.444	5th			DNP		H. Burton Shipley	
1935-36	14	6	.700		39.6	35.5	3	3	.500	4th	1	1	.500	Semifinals	H. Burton Shipley	
1936-37	8	12	.400		37.3	34.7	4	8	.333	10th	0	1	.000	First Round	H. Burton Shipley	
1937-38	15	9	.625		37.8	34.9	7	4	.636	7th	1	1	.500	Semifinals	H. Burton Shipley	
1938-39	15	9	.625		40.1	36.4	8	3	.727	3rd	2	1	.667	Finals	H. Burton Shipley	
1939-40	14	9	.609		39.0	35.7	7	4	.636	5th	1	1	.500	Semifinals	H. Burton Shipley	
1940-41	1	21	.045		30.0	47.2	0	13	.000	15th			DNP		H. Burton Shipley	
1941-42	7	15	.318		36.4	43.5	3	8	.273	13th			DNP		H. Burton Shipley	
1942-43	8	8	.500		44.8	41.9	5	5	.500	9th			DNP		H. Burton Shipley	
1943-44	4	14	.222		31.2	51.0	2	1	.667	4th	0	1	.000	First Round	H. Burton Shipley	
1944-45	2	14	.125		35.6	44.2	2	5	.286	9th	0	1	.000	First Round	H. Burton Shipley	
1945-46	9	12	.429		37.8	43.2	5	5	.500	5th	0	1	.000	First Round	H. Burton Shipley	
1946-47	14	10	.583		50.0	53.2	9	4	.692	5th	0	1	.000	First Round	H. Burton Shipley	
1947-48	11	14	.444		53.6	56.0	9	7	.563	4th	0	1	.000	First Round	H. Burton Shipley	
1948-49	9	18	.333		52.6	59.4	8	7	.533	8th	0	1	.000	First Round	Flucie Stewart	
1949-50	7	18	.280		58.2	60.1	5	13	.278	13th			DNP		Flucie Stewart	
1950-51	16	11	.593		52.3	52.6	11	8	.579	8th	1	1	.500	Semifinals	Flucie Stewart	
1951-52	13	9	.542		51.9	50.7	9	5	.643	7th	0	1	.000	First Round	Bud Millikan	
1952-53	15	8	.652		61.1	54.3	12	3	.800	3rd	1	1	.500	Semifinals	Bud Millikan	
1953-54	23	7	.767	20	65.3	55.7	7	2	.778	2nd	1	1	.500	Semifinals	Bud Millikan	
1954-55	17	7	.708		65.5	61.9	10	4	.714	3rd	0	1	.000	Quarterfinals	Bud Millikan	
1955-56	14	10	.583		66.7	64.8	7	7	.500	5th	0	1	.000	Quarterfinals	Bud Millikan	
1956-57	16	10	.615		64.6	61.5	9	5	.643	2nd	1	1	.500	Semifinals	Bud Millikan	
1957-58	22	7	.759	6	69.1	57.6	9	5	.643	4th	3	0	1.000	Champions	Bud Millikan	NCAA Elite Eight (2-1)
1958-59	10	13	.435		59.3	57.6	7	7	.500	T3rd	0	1	.000	Quarterfinals	Bud Millikan	
1959-60	15	8	.652		65.0	56.3	9	5	.643	3rd	0	1	.000	Quarterfinals	Bud Millikan	
1960-61	14	12	.538		67.2	61.2	6	8	.750	4th	1	1	.500	Semifinals	Bud Millikan	
1961-62	8	17	.320		69.9	67.6	3	11	.214	7th	0	1	.000	Quarterfinals	Bud Millikan	
1962-63	8	13	.381		64.2	71.6	4	10	.286	T6th	0	1	.000	Quarterfinals	Bud Millikan	
1963-64	9	17	.346		70.2	75.5	5	9	.357	6th	0	1	.000	Quarterfinals	Bud Millikan	
1964-65	18	8	.692		73.4	68.8	10	4	.714	T2nd	1	1	.500	Semifinals	Bud Millikan	
1965-66	14	11	.560		71.6	68.4	7	7	.500	5th	0	1	.000	Quarterfinals	Bud Millikan	
1966-67	11	14	.440		64.9	65.1	5	9	.357	T5th	0	1	.000	Quarterfinals	Bud Millikan	
1967-68	8	16	.333		68.8	73.9	4	10	.286	6th	0	1	.000	Quarterfinals	Frank Fellows	
1968-69	8	18	.308		78.8	84.1	2	12	.143	T7th	0	1	.000	Quarterfinals	Frank Fellows	
1969-70	13	13	.500		76.1	74.7	5	9	.357	6th	0	1	.000	Quarterfinals	Lefty Driesell	
1970-71	14	12	.538		75.0	73.4	5	9	.357	T6th	0	1	.000	Quarterfinals	Lefty Driesell	
1971-72	27	5	.844	14	76.4	65.8	8	4	.667	T2nd	2	1	.667	Finals	Lefty Driesell	NIT Champions (4-0)
1972-73	23	7	.767	8	87.1	74.2	7	5	.583	3rd	2	1	.667	Finals	Lefty Driesell	NCAA Elite Eight (1-1)
1973-74	23	5	.821	4	85.7	69.0	9	3	.750	T2nd	2	1	.667	Finals	Lefty Driesell	
1974-75	24	5	.828	5	89.9	74.6	10	2	.833	1st	0	1	.000	Quarterfinals	Lefty Driesell	NCAA Elite Eight (2-1)
1975-76	22	6	.786		88.2	74.3	7	5	.583	T2nd	1	1	.500	Semifinals	Lefty Driesell	



Year-By-Year Results

Year	Overall			AP Rank	PPG	PPG	Conference				Conference Tournament				Coach	Postseason
	Win	Loss	Pct.				Win	Loss	Pct.	Finish	Win	Loss	Pct.	Finish		
1976-77	19	8	.704		78.3	74.1	7	5	.583	4th	0	1	.000	Quarterfinals	Lefty Driesell	
1977-78	15	13	.536		82.1	79.5	3	9	.250	6th	1	1	.500	Semifinals	Lefty Driesell	
1978-79	19	11	.633		77.9	74.7	6	6	.500	4th	1	1	.500	Semifinals	Lefty Driesell	NIT Second Round (2-1)
1979-80	24	7	.774	8	80.0	71.8	11	3	.786	1st	2	1	.667	Finals	Lefty Driesell	NCAA Sweet 16 (1-1)
1980-81	21	10	.677	18	75.9	69.8	8	6	.571	4th	2	1	.667	Finals	Lefty Driesell	NCAA Second Round (1-1)
1981-82	16	13	.551		61.3	58.8	5	9	.357	5th	0	1	.000	Quarterfinals	Lefty Driesell	NIT Second Round (2-1)
1982-83	20	10	.667		74.1	71.4	8	6	.571	T3rd	0	1	.000	Quarterfinals	Lefty Driesell	NCAA Second Round (1-1)
1983-84	24	8	.750	11	74.7	67.2	9	5	.643	2nd	3	0	1.000	Champions	Lefty Driesell	NCAA Sweet 16 (1-1)
1984-85	25	12	.676		70.3	65.0	8	6	.571	T4th	0	1	.000	Quarterfinals	Lefty Driesell	NCAA Sweet 16 (2-1)
1985-86	19	14	.576		70.4	65.6	6	8	.429	6th	1	1	.500	Semifinals	Lefty Driesell	NCAA Second Round (1-1)
1986-87	9	17	.346		71.7	73.3	0	14	.000	8th	0	1	.000	Quarterfinals	Bob Wade	
1987-88	18	13	.581		75.8	71.8	6	8	.429	5th	1	1	.500	Semifinals	Bob Wade	NCAA Second Round (1-1)
1988-89	9	20	.310		69.2	74.2	1	13	.071	8th	1	1	.500	Semifinals	Bob Wade	
1989-90	19	14	.576		83.2	77.7	6	8	.429	T5th	0	1	.000	Quarterfinals	Gary Williams	NIT Second Round (1-1)
1990-91	16	12	.571		80.2	79.4	5	9	.357	7th			DNP		Gary Williams	
1991-92	14	15	.483		81.0	78.9	5	11	.313	8th	1	1	.500	Semifinals	Gary Williams	
1992-93	12	16	.429		79.8	79.5	2	14	.125	T4th	1	1	.500	Semifinals	Gary Williams	
1993-94	18	12	.600		80.0	73.2	8	8	.500	T4th	0	1	.000	Quarterfinals	Gary Williams	NCAA Sweet 16 (2-1)
1994-95	26	8	.765	10	86.7	73.9	12	4	.750	T1st	0	1	.000	Semifinals	Gary Williams	NCAA Sweet 16 (2-1)
1995-96	17	13	.567		81.3	76.3	8	8	.500	T4th	1	1	.500	Semifinals	Gary Williams	NCAA First Round (0-1)
1996-97	21	11	.656	22	75.2	66.8	9	7	.562	T4th	1	1	.500	Semifinals	Gary Williams	NCAA First Round (0-1)
1997-98	21	11	.656	20	78.8	72.1	10	6	.625	3rd	1	1	.500	Semifinals	Gary Williams	NCAA Sweet 16 (2-1)
1998-99	28	6	.824	5	84.5	66.4	13	3	.813	2nd	1	1	.500	Semifinals	Gary Williams	NCAA Sweet 16 (2-1)
1999-00	25	10	.714	17	76.7	68.2	11	5	.688	2nd	2	1	.667	Finals	Gary Williams	NCAA Second Round (1-1)

All-Time Coaching History



H. Burton Shipley

1923-24 TO 1946-47

24 SEASONS

OVERALL: 243-199 (.550)

SOUTHERN CONF.: 124-91 (.577)



Flucie Stewart

1947-48 TO 1949-50

3 SEASONS

OVERALL: 27-48 (.360)

SOUTHERN CONF.: 22-27 (.468)




Bud Millikan

1950-51 TO 1966-67

17 SEASONS

OVERALL: 243-182 (.572)

SC/ACC: 130-109 (.544)



Frank Fellows

1967-68 TO 1968-69

2 SEASONS

OVERALL: 16-34 (.320)

ACC: 6-22 (.214)



Charles 'Lefty' Driesell

1969-70 TO 1985-86

17 SEASONS

OVERALL: 348-159 (.686)

ACC: 122-100 (.550)




Bob Wade

1986-87 TO 1988-89

3 SEASONS

OVERALL: 36-50 (.419)

ACC: 7-35 (.167)



Gary Williams

1989-90 TO PRESENT

11 SEASONS

OVERALL: 217-128 (.629)

ACC: 89-83 (.517)



Overall Individual Records

SCORING

Game: 44 Ernest Graham vs. NC State (12-20-78)
 Season: 776 Walt Williams (1991-92)
 Fr.: 582 Joe Smith (1993-94)
 So.: 708 Joe Smith (1994-95)
 Jr.: 701 Len Bios (1984-85)
 Sr.: 776 Walt Williams (1991-92)
 Career: 2,149 Len Bios (1982-86)

SCORING AVERAGE

Season: 26.8 Walt Williams (1991-92)
 Fr.: 19.7 Joe Smith (1993-94)
 So.: 21.2 Tom McMillen (1971-72)
 Jr.: 23.3 Will Hetzel (1968-69)
 Sr.: 26.8 Walt Williams (1991-92)
 Career: 20.5 Tom McMillen (1971-74)

REBOUNDS

Game: 26 Len Elmore vs. Wake Forest (2-27-74)
 Season: 412 Len Elmore (1973-74)
 Fr.: 323 Buck Williams (1978-79)
 So.: 362 Joe Smith (1994-95)
 Jr.: 363 Buck Williams (1980-81)
 Sr.: 412 Len Elmore (1973-74)
 Career: 1,053 Len Elmore (1971-74)

REBOUNDING AVERAGE

Season: 14.7 Len Elmore (1973-74)
 Fr.: 10.7 Joe Smith (1993-94)
 So.: 11.0 Len Elmore (1971-72)
 Jr.: 12.2 Will Hetzel (1968-69)
 Sr.: 14.7 Len Elmore (1973-74)
 Career: 12.2 Len Elmore (1971-74)

ASSISTS

Game: 15 Terrell Stokes vs. Western Carolina (11-14-98)
 Season: 221 Keith Gatlin (1984-85)
 Fr.: 217 Steve Bloke (1999-00)
 So.: 221 Keith Gatlin (1984-85)
 Jr.: 204 Keith Gatlin (1985-86)
 Sr.: 213 Terrell Stokes (1998-99)
 Career: 649 Keith Gatlin (1983-88)

STEALS

Game: 9 Johnny Rhodes at North Carolina (2-7-96)
 9 Johnny Rhodes vs. American (12-23-95)
 Season: 110 Johnny Rhodes (1995-96)
 Fr.: 71 Steve Bloke (1999-00)
 71 Johnny Rhodes (1992-93)
 So.: 78 Johnny Rhodes (1993-94)
 Jr.: 96 Juan Dixon (1999-00)
 Sr.: 110 Johnny Rhodes (1995-96)
 Career: 344 Johnny Rhodes (1993-96)

BLOCKED SHOTS

Game: 12 Cedric Lewis at South Florida (1-20-91)
 12 Derrick Lewis at James Modisan (1-28-87)
 Season: 143 Cedric Lewis (1990-91)
 Fr.: 99 Derrick Lewis (1984-85)
 So.: 97 Joe Smith (1994-95)
 Jr.: 114 Derrick Lewis (1986-87)
 Sr.: 143 Cedric Lewis (1990-91)
 Career: 339 Derrick Lewis (1984-88)

FIELD GOAL PERCENTAGE

Game: 10-10 Lonny Boxter vs. North Texas (12-23-98)
 Season: .647 Buck Williams (1980-81) (183-283)
 So.: .606 Buck Williams (1979-80) (143-236)
 Jr.: .643 Greg Monning (1979-80) (196-305)
 Sr.: .647 Buck Williams (1980-81) (183-283)
 Career: .615 Buck Williams (1978-81) (446-725)

FIELD GOALS MADE

Game: 18 Ernest Graham vs. NC State (12-20-78)
 Consecutive in Game:
 10 Lonny Boxter vs. North Texas (12-23-98)
 10 Barry Yates vs. Miami (Fla.) (12-29-70)
 10 Keith Gatlin vs. Clemson (2-17-85)
 Consecutive in Multiple Games:
 15 Greg Manning (over two games during the 1980-81 season; also an ACC record)
 Season: 275 Albert King (1979-80)
 Fr.: 190 John Lucas (1972-73)
 So.: 253 John Lucas (1973-74)
 Jr.: 275 Albert King (1979-80)
 Sr.: 270 Adrian Branch (1984-85)
 Career: 862 Albert King (1977-81)
 862 John Lucas (1972-76)

FIELD GOALS ATTEMPTED

Game: 34 Gene Shue vs. Washington & Lee (2-12-53)
 Season: 542 Walt Williams (1991-92)
 Fr.: 395 Joe Smith (1993-94)
 So.: 506 Juan Dixon (1999-00)
 Jr.: 527 Will Hetzel (1968-69)
 Sr.: 542 Walt Williams (1991-92)
 Career: 1,673 Albert King (1977-81)

3-POINT FIELD GOALS MADE

Game: 7 Walt Williams vs. Florida State (2-5-92)
 Season: 89 Walt Williams (1991-92)
 Fr.: 59 Johnny Rhodes (1992-93)
 So.: 49 Juan Dixon (1999-00)
 Jr.: 64 Teyon McCoy (1989-90)
 Sr.: 89 Walt Williams (1991-92)
 Career: 186 Johnny Rhodes (1993-96)

3-POINT FIELD GOALS ATTEMPTED

Game: 13 Danny Miller vs. Clemson (1-22-00)
 Season: 240 Walt Williams (1991-92)
 Fr.: 175 Johnny Rhodes (1992-93)
 So.: 135 Juan Dixon (1999-00)
 Jr.: 164 Teyon McCoy (1989-90)
 Sr.: 240 Walt Williams (1991-92)
 Career: 557 Johnny Rhodes (1993-96)

FREE THROWS MADE

Game: 17 Tom McMillen vs. Conisius (12-17-71)
 Consecutive in Game:
 15 Albert King vs. Boston University (2-11-80)
 Consecutive in Multiple Games:
 32 Duane Simpkins (1993-94)
 32 Len Bios (1985-86)
 32 Bob O'Brien (1954-57)
 Season: 213 Keith Booth (1996-97)
 Fr.: 168 Joe Smith (1993-94)
 So.: 209 Joe Smith (1994-95)
 Jr.: 162 Keith Booth (1995-96)
 Sr.: 213 Keith Booth (1996-97)
 Career: 576 Keith Booth (1994-97)

FREE THROWS ATTEMPTED

Game: 24 Keith Booth vs. George Washington (12-9-96)
 Season: 297 Keith Booth (1996-97)
 Fr.: 229 Joe Smith (1993-94)
 So.: 282 Joe Smith (1994-95)
 Jr.: 214 Keith Booth (1995-96)
 Sr.: 297 Keith Booth (1996-97)
 Career: 824 Keith Booth (1994-97)

GAMES PLAYED

Season: 37 Len Bios (1984-85)
 37 Adrian Branch (1984-85)
 Career: 131 Len Bios (1982-86)
 Consecutive in a Career:
 126 Keith Booth (1994-97)

GAMES STARTED

Season: 37 Len Bios (1984-85)
 37 Adrian Branch (1984-85)
 Career: 126 Keith Booth (1994-97)
 Consecutive in a Career:
 126 Keith Booth (1994-97)



LEN BIOS




KEITH BOOTH



LEN ELMORE



KEITH GATLIN



JOHNNY RHODES



JOE SMITH



WALT WILLIAMS



Individual Leaders

Scoring



ERNEST GRAHAM



TOM McMILLEN



ALBERT KING



WALT WILLIAMS



LEN BIAS



GARY WARD

GAME

1. 44 Ernest Graham vs. NC State (12-20-78)
2. 43 Al Bunge vs. Yale (1-4-60)
- T3. 41 Len Bias at Duke (1-25-86)
Gene Shue vs. Washington & Lee (2-12-53)
- T5. 40 Joe Smith vs. Duke (3-1-95)
Gene Shue vs. Wake Forest (SC Tournament; 3-6-53)
7. 39 Walt Williams vs. Wake Forest (1-22-92)*
- T8. 38 Walt Williams vs. Clemson (ACC Tournament; 3-12-92)
Walt Williams at Florida State (2-5-92)*
Albert King vs. Clemson (ACC Tournament; 2-29-80)
Jim O'Brien vs. North Carolina (1-27-73)
Howard White vs. South Carolina (12-16-70)
13. 36 Evers Burns vs. Georgia Tech (2-6-93)
- T14. 35 Exree Hipp vs. Towson State (12-23-93)
Jerrold Mustaf vs. Duke (2-10-90)
Len Bias at North Carolina (2-20-86)
Tom McMillen at George Washington (12-4-71)
- T18. 34 Walt Williams at Clemson (2-22-92)
Tony Massenburg vs. Georgia Tech (2-3-90)
John Lucas vs. NC State (1-28-76)
John Lucas vs. Wake Forest (1-10-76)
Gary Ward vs. Wake Forest (2-7-66)
- T23. 33 Juan Dixon vs. Georgia Tech (2-16-00)
Keith Booth vs. Georgia Tech (ACC Tournament; 3-9-96)
Joe Smith vs. Clemson (2-25-95)
Joe Smith vs. Utah (11-22-94)
Joe Smith vs. Rider (11-30-93)
Walt Williams at Virginia (1-29-92)*
Mott Roe vs. Georgia Tech (2-13-91)
Walt Williams vs. North Carolina (1-10-90)
Len Bias at George Mason (11-26-85)
Tom McMillen vs. Navy (1-20-73)
Tom McMillen vs. Conisus (12-17-71)
Howard White vs. Georgetown (12-14-70)
Will Hetzel vs. South Carolina (3-6-69)
Bob O'Brien vs. Clemson (1-7-56)
- T38. 32 Laron Profit at Florida State (2-27-99)
Steve Francis vs. Clemson (2-24-99)
Kevin McLinton vs. Florida State (2-13-93)
Walt Williams at North Carolina (1-13-92)*
Rudy Archer vs. Mt. St. Mary's (12-8-87)
Derrick Lewis vs. Md. Baltimore County (2-18-87)
Albert King vs. Wake Forest (1-20-80)
Tom McMillen vs. Georgetown (12-13-71)
Barry Yates vs. Miami (Fla.) (12-29-70)
- T47. 31 Juan Dixon vs. Duke (2-9-00)
Lonny Baxter vs. NC State (2-6-00)
Juan Dixon vs. Georgia Tech (1-15-00)
Joe Smith vs. Texas (3-18-95)
Walt Williams vs. Virginia (3-7-92)
Walt Williams vs. Clemson (1-25-92)*
Walt Williams vs. West Virginia (12-7-91)
Len Bias vs. UNLV (12-7-85)
Ernest Graham vs. Bucknell (12-22-79)
John Lucas at North Carolina (2-15-75)
John Lucas vs. Duke (2-2-74)
- T58. 30 Johnny Rhodes vs. Kentucky (11-24-95)
Joe Smith vs. Massachusetts (12-10-94)
Joe Smith at Oklahoma (12-7-93)
Walt Williams vs. Florida State (1-18-92)*
Walt Williams vs. NC State (1-11-92)*
Walt Williams vs. Rutgers (12-27-90)
Walt Williams vs. Boston College (12-3-90)
Jerrold Mustaf vs. Delaware State (11-25-89)
Tony Massenburg vs. Georgia Tech (2-14-89)
Len Bias vs. Georgia Tech (2-22-86)
Len Bias vs. Villanova (1-27-85)
Adrian Branch vs. Virginia (1-30-85)
Albert King at Virginia (2-21-79)
John Lucas vs. NC State (1-16-75)
Barry Yates vs. Richmond (1-2-71)

* Denotes consecutive games during the 1991-92 season.

SEASON

1. 776 Walt Williams (1991-92)
2. 743 Len Bias (1985-86)
3. 708 Joe Smith (1994-95)
4. 701 Len Bias (1984-85)
5. 674 Albert King (1979-80)
6. 671 Adrian Branch (1984-85)
7. 667 Tom McMillen (1972-73)
8. 654 Gene Shue (1953-54)
9. 630 Juan Dixon (1999-00)
10. 624 Keith Booth (1996-97)
11. 616 Tom McMillen (1972-73)
12. 609 Jerrod Mustaf (1989-90)
13. 605 Will Hetzel (1968-69)
14. 582 Joe Smith (1993-94)
15. 579 Steve Francis (1998-99)
16. 564 John Lucas (1973-74)
17. 559 Albert King (1980-81)
- T18. 557 Tony Massenburg (1989-90)
John Lucas (1975-76)
20. 547 Lonny Baxter (1999-00)
21. 541 Adrian Branch (1982-83)
22. 537 Terence Morris (1999-00)
23. 524 Tom McMillen (1973-74)
24. 521 Terence Morris (1998-99)
25. 518 Evers Burns (1992-93)
26. 512 Jay McMillen (1964-65)
27. 510 Derrick Lewis (1986-87)
28. 506 Laron Profit (1997-98)

CAREER

1. 2,149 Len Bias (1982-86)
2. 2,058 Albert King (1977-81)
3. 2,017 Adrian Branch (1981-85)
4. 2,015 John Lucas (1972-76)
5. 1,807 Tom McMillen (1971-74)
6. 1,776 Keith Booth (1994-97)
7. 1,743 Johnny Rhodes (1993-96)
8. 1,704 Walt Williams (1988-92)
9. 1,607 Ernest Graham (1977-81)
10. 1,566 Laron Profit (1996-99)
11. 1,561 Greg Manning (1977-81)
12. 1,457 Derrick Lewis (1984-88)
13. 1,386 Gene Shue (1951-54)
14. 1,372 Exree Hipp (1993-96)
15. 1,370 Will Hetzel (1697-70)
16. 1,354 Tony Massenburg (1985-90)
17. 1,315 Evers Burns (1989-93)
18. 1,300 Jay McMillen (1964-67)
19. 1,294 Terence Morris (1997-present)
20. 1,290 Joe Smith (1994-1995)
21. 1,266 Bob Kessler (1953-56)
22. 1,244 Lee Browley (1949-52)
23. 1,235 Jim O'Brien (1970-73)
24. 1,219 Steve Sheppard (1974-76)
25. 1,198 Lorry Gibson (1975-79)
26. 1,172 Obinna Ekezie (1996-99)
27. 1,161 Maurice Howard (1972-76)
28. 1,153 Buck Williams (1978-81)
29. 1,123 Duane Simpkins (1993-96)
30. 1,094 Gary Ward (1963-67)
31. 1,087 Keith Gatlin (1984-88)
32. 1,064 Kevin McLinton (1989-93)
33. 1,026 Brad Davis (1974-76)
34. 1,017 Len Elmore (1971-74)
35. 1,007 Lawrence Boston (1975-78)



Scoring Average



GENE SHUE

SEASON

- 26.8 Wolt Williams (1991-92)
- 23.3 Will Hetzel (1968-69)
- 23.2 Len Bios (1985-86)
- 22.1 Gene Shue (1952-53)
- 21.8 Gene Shue (1953-54)
- 21.7 Albert King (1979-80)
- 21.2 Tom McMillen (1972-73)
- 20.8 Joe Smith (1994-95)
Tom McMillen (1971-72)
- 20.4 Bob Kessler (1954-55)
- 20.3 Bob Kessler (1955-56)
- 20.1 John Lucas (1975-76)

CAREER

- 20.5 Tom McMillen (1971-74)
- 20.2 Joe Smith (1993-95)
- 18.7 Gene Shue (1951-54)
- 18.3 John Lucas (1972-76)
- 18.0 Will Hetzel (1967-70)
- 17.4 Albert King (1977-81)
- 16.6 Jerrad Mustaf (1988-90)
- 16.2 Wolt Williams (1988-92)

Rebounds



LEN ELMORE

GAME

- 26 Len Elmore at Wake Forest (2-27-74)
- 24 Len Elmore vs. Kent State (1-2-73)
Will Hetzel vs. W. Virginia (12-4-68)
- 23 Demick Lewis at J. Madison (1-28-87)
- 22 Buck Williams vs. Louisville (12-13-80)
Buck Williams at UNLV (12-4-78)
Al Bunge vs. Georgetown (2-26-58)
Bob Kessler vs. Georgetown (2-25-56)
- 21 Joe Smith vs. Texas (3-18-95)
Joe Smith vs. Virginia (2-1-95)
Mike Davis vs. Pittsburgh (2-15-77)
Len Elmore vs. No. Carolina (2-13-74)
Len Elmore vs. E. Kentucky (12-5-73)
- 20 Joe Smith vs. Florida St. (1-11-94)
Tony Massenburg at Ga. Tech (2-13-90)
Len Elmore vs. Duke (2-2-74)
Len Elmore vs. Richmond (1-2-74)

SEASON

- 412 Len Elmore (1973-74)
- 363 Buck Williams (1980-81)
- 362 Joe Smith (1994-95)
- 351 Len Elmore (1971-72)
- 336 Bob Kessler (1955-56)
- 323 Buck Williams (1978-79)
- 321 Joe Smith (1993-94)
Tom Roy (1974-75)
- 318 Will Hetzel (1968-69)
- 314 Tony Massenburg (1989-90)
- 308 Lonny Baxter (1999-00)
- 306 Tom McMillen (1971-72)

CAREER

- 1,053 Len Elmore (1971-74)
- 948 Derrick Lewis (1984-88)
- 928 Buck Williams (1978-81)
- 916 Keith Booth (1994-97)
- 895 Larry Gibson (1975-80)
- 859 Tom McMillen (1971-74)
- 849 Bob Kessler (1953-56)
- 795 Al Bunge (1957-60)
- 745 Len Bios (1982-86)
- 722 Tony Massenburg (1985-90)



BUCK WILLIAMS



HERMAN VEAL

- 715 Albert King (1977-81)
- 704 Johnny Rhodes (1993-1996)
- 689 Will Hetzel (1968-70)
- 671 Obinna Ekezie (1996-99)
- 651 Rod Harst (1968-70)
- 648 Terence Morris (1997-present)
- 636 Hermon Veal (1981-84)
- 634 Evers Burns (1990-93)
- 629 Lawrence Boston (1976-78)
- 615 Gory Ward (1964-66)
- 586 Tom Roy (1973-75)
- 582 Steve Sheppard (1975-77)
- 572 Loron Profit (1996-99)
Ernest Graham (1978-81)
- 570 Rodney Elliott (1995-1998)
- 546 Adrien Branch (1982-85)

Rebounding Average



AL BUNGE

SEASON

- 14.7 Len Elmore (1973-74)
- 14.0 Bob Kessler (1955-56)
- 12.6 Al Bunge (1959-60)
- 12.2 Will Hetzel (1968-69)
- 11.7 Buck Williams (1980-81)
- 11.2 Len Elmore (1972-73)
- 11.1 Tom Roy (1974-75)
- 11.0 Len Elmore (1971-72)
- 10.8 Buck Williams (1978-79)
- 10.7 Joe Smith (1994-95)
Joe Smith (1993-94)
Bob McDonald (1960-61)

CAREER

- 12.2 Len Elmore (1971-74)
- 10.9 Buck Williams (1978-81)
Bob Kessler (1953-54)
- 10.7 Joe Smith (1994-95)
- 10.6 Al Bunge (1957-60)

Assists




TERRELL STOKES

GAME

- 15 Terrell Stokes vs. W. Carolina (11-14-98)
- 14 Terrell Stokes vs. Towson St. (11-30-96)
- 13 Steve Francis vs. Virginia (2-6-99)
Keith Gatlin vs. Virginia (1-30-84)
- 12 Terrell Stokes vs. S.C. St. (12-27-98)
Terrell Stokes vs. Missouri (2-18-96)
Kevin McLinton vs. NC State (1-26-91)
Keith Gatlin vs. Navy (3-17-85)
Keith Gatlin at No. Carolina (1-9-85)
Dutch Marley of Clemson (2-13-82)
Dutch Marley vs. Marshall (12-29-80)
John Lucas vs. Buffalo (2-11-73)
Rich Parac vs. Conisius (12-17-71)

SEASON

- 221 Keith Gatlin (6.0 opg; 1984-85)
- 217 Steve Blake (6.2 opg; 1999-00)
- 213 Terrell Stokes (6.3 opg; 1998-99)
- 204 Keith Gatlin (6.4 opg; 1985-86)
- 178 John Lucas (5.9 opg; 1972-73)
- 175 Kevin McLinton (6.3 opg; 1992-93)
- 172 Rudy Archer (5.5 opg; 1987-88)
- 165 Brad Davis (5.9 opg; 1975-76)
- 162 Duane Simpkins (4.8 opg; 1994-95)
- 159 John Lucas (5.6 opg; 1973-74)
- 154 Kevin McLinton (5.3 opg; 1991-92)
- 152 Steve Francis (4.5 opg; 1998-99)
- 149 Terrell Stokes (4.7 opg; 1997-98)
Walt Williams (4.5 opg; 1989-90)
- 148 Keith Gatlin (4.6 opg; 1983-84)
- 143 Terrell Stokes (4.5 opg; 1996-97)



KEITH GATLIN

CAREER

1. 649 Keith Gatlin (5.3 apg; 1983-88)
2. 590 Terrell Stakes (4.6 apg; 1996-99)
3. 514 John Lucas (4.7 apg; 1972-76)
4. 483 Duane Simpkins (4.1 apg; 1993-96)
5. 469 Kevin McLinton (5.2 apg; 1989-93)
6. 460 Dutch Marley (3.8 apg; 1978-82)
7. 437 Johnny Rhodes (3.6 apg; 1993-96)
8. 431 Brad Davis (5.1 apg; 1974-77)
9. 410 Walt Williams (3.9 apg; 1988-92)
10. 360 Jeff Adkins (2.8 apg; 1981-85)
11. 346 Ernest Graham (2.9 apg; 1977-81)
12. 304 Albert King (2.6 apg; 1977-81)
13. 296 Keith Booth (2.3 apg; 1996-97)
14. 294 Teyon McCoy (3.3 apg; 1987-90)

Steals



JOHNNY RHODES

GAME

- T1. 9 Johnny Rhodes at North Carolina (2-7-96)
Johnny Rhodes vs. American (12-23-95)
3. 8 Terrell Stakes vs. S.C. State (12-27-98)
- T4. 7 Laron Profit vs. Clemson (1-15-97)
Johnny Rhodes at Virginia (2-1-96)
Johnny Rhodes vs. Howard (12-6-95)
Walt Williams vs. North Carolina (3-11-89)
Walt Williams vs. Mt. St. Mary's (11-23-91)
- T9. 6 Steve Blake vs. Duke (2-9-00)
Juan Dixon vs. Notre Dame (11-26-99)
Steve Blake vs. Tulane (11-19-99)
Steve Francis vs. Clemson (2-24-99)
Steve Francis vs. North Texas (12-23-98)
Laron Profit vs. Georgia Tech (1-21-98)
S. Joskevicius vs. UNC-Asheville (12-22-97)
Laron Profit vs. Kansas (12-7-97)
Terrell Stakes vs. UMBC (12-4-96)
Terrell Stakes vs. Towson St. (11-30-96)
Laron Profit vs. Wake Forest (2-15-96)
Johnny Rhodes vs. Colgate (12-8-94)
Johnny Rhodes vs. Clemson (2-26-94)
Johnny Rhodes vs. Duke (1-29-94)
Johnny Rhodes vs. Hofstra (12-29-93)
Johnny Rhodes vs. Rider (11-30-94)
Johnny Rhodes vs. Clemson (2-27-93)
Vince Broadnox at Clemson (2-6-91)
Albert King at Clemson (1-17-81)
Albert King vs. Temple (12-29-79)
Ernest Graham vs. Catholic (12-15-79)
Dutch Marley vs. Penn State (12-3-79)
John Lucas vs. Clemson (1-21-76)

SEASON

1. 110 Johnny Rhodes (3.7 spg; 1995-96)
2. 96 Juan Dixon (2.7 spg; 1999-00)
3. 95 Steve Francis (2.8 spg; 1998-99)
4. 87 Laron Profit (2.7 spg; 1997-98)
5. 85 Johnny Rhodes (2.5 spg; 1994-95)
6. 78 Johnny Rhodes (2.6 spg; 1993-94)
- T7. 71 Steve Blake (2.0 spg; 1999-00)
Johnny Rhodes (2.5 spg; 1992-93)
9. 68 Laron Profit (2.0 spg; 1998-99)
10. 67 Terrell Stakes (2.0 spg; 1998-99)
- T11. 64 Keith Booth (2.0 spg; 1996-97)
Dutch Marley (2.1 spg; 1979-80)
13. 60 Walt Williams (2.1 spg; 1991-92)
- T14. 57 Laron Profit (1.8 spg; 1996-97)
Walt Williams (1.7 spg; 1989-90)
16. 53 Terence Marris (1.6 spg; 1999-00)
17. 51 Joe Smith (1.5 spg; 1994-95)
- T18. 50 Terence Marris (1.5 spg; 1998-99)
Juan Dixon (1.5 spg; 1998-99)
- T20. 47 Evers Burns (1.7 spg; 1992-93)
Kevin McLinton (1.6 spg; 1991-92)



LARON PROFIT



KEITH BOOTH

CAREER

1. 344 Johnny Rhodes (2.8 spg; 1993-96)
2. 252 Laron Profit (2.1 spg; 1996-99)
3. 193 Keith Booth (1.53 spg; 1994-97)
4. 190 Terrell Stakes (1.49 spg; 1996-99)
5. 175 Walt Williams (1.7 spg; 1988-92)
6. 170 Dutch Marley (1.4 spg; 1978-82)
7. 146 Juan Dixon (2.1 spg; 1999-00)
8. 137 Derrick Lewis (1.1 spg; 1984-88)
9. 136 Kevin McLinton (1.5 spg; 1989-93)
10. 130 Terence Marris (1.3 spg; 1999-00)
11. 123 Ernest Graham (1.0 spg; 1977-81)
12. 120 Duane Simpkins (1.1 spg; 1993-96)
13. 119 Albert King (1.0 spg; 1977-81)
14. 114 Evers Burns (1.0 spg; 1989-93)
- T15. 110 Jeff Adkins (0.9 spg; 1981-85)
Adrian Branch (0.9 spg; 1981-85)

Blocked Shots



CEDRIC LEWIS

GAME


- T1. 12 Cedric Lewis at South Florida (1-20-91)
Derrick Lewis at James Madison (1-28-87)
- T3. 10 Derrick Lewis vs. Md.-E. Shore (2-27-87)
Derrick Lewis vs. Md.-Balt. County (2-18-87)
Derrick Lewis vs. Towson State (2-21-85)
Derrick Lewis vs. Tennessee (11-24-84)
- T7. 8 Cedric Lewis vs. Georgia Tech (2-13-91)
Cedric Lewis vs. Md.-Balt. County (1-7-91)
Cedric Lewis vs. Calif.-Irvine (12-11-90)
Larry Gibson vs. St. Joseph's (12-29-78)
- T11. 7 Lonny Baxter vs. NC State (2-6-00)
Terence Marris vs. Wake Forest (11-19-00)
Terence Marris vs. Tulane (11-19-99)
Joe Smith vs. Loyola (11-29-94)
Joe Smith vs. Virginia (2-1-95)
Joe Smith vs. Texas (3-18-95)
Cedric Lewis vs. Georgia Tech (2-1-91)
Cedric Lewis vs. Towson State (11-26-90)
Derrick Lewis vs. Virginia (3-1-86)
Derrick Lewis vs. Stanford (12-28-84)
Derrick Lewis vs. Md.-E. Shore (12-13-84)
Derrick Lewis vs. Cleveland State (12-5-84)
Tony Massenbourg vs. Md.-E. Shore (12-1-88)
Larry Gibson vs. Syracuse (12-24-76)
Len Elmore vs. North Carolina (1-27-73)

SEASON

1. 143 Cedric Lewis (5.1 bpg; 1990-91)
2. 114 Derrick Lewis (4.4 bpg; 1986-87)
3. 99 Derrick Lewis (2.7 bpg; 1984-85)
4. 97 Joe Smith (2.9 bpg; 1994-95)
5. 93 Joe Smith (3.1 bpg; 1993-94)
6. 79 Lonny Baxter (2.3 bpg; 1999-00)
7. 77 Terence Marris (2.3 bpg; 1998-99)
- T8. 71 Terence Marris (2.1 bpg; 1999-00)
71 Derrick Lewis (2.2 bpg; 1985-86)
10. 67 Larry Gibson (2.5 bpg; 1976-77)
11. 58 Larry Gibson (1.9 bpg; 1978-79)
12. 57 Larry Gibson (2.0 bpg; 1977-78)

CAREER

1. 339 Derrick Lewis (2.7 bpg; 1984-88)
2. 239 Cedric Lewis (2.5 bpg; 1987-90)
3. 190 Joe Smith (3.0 bpg; 1994-1995)
4. 182 Larry Gibson (1.8 bpg; 1975-79)
5. 177 Terence Marris (1.7 bpg; 1998-00)
6. 125 Obinno Ekezie (1.1 bpg; 1996-99)
7. 103 Lonny Baxter (1.5 bpg; 1999-00)
8. 97 Tony Massenbourg (0.9 bpg; 1985-90)
9. 87 Len Bias (0.7 bpg; 1982-86)
10. 86 Buck Williams (1.0 bpg; 1978-81)
11. 81 Walt Williams (0.8 bpg; 1988-92)
12. 75 Ben Coleman (1.2 bpg; 1982-84)
- T13. 72 Laron Profit (0.6 bpg; 1996-99)
Keith Booth (0.5 bpg; 1994-97)
15. 64 Evers Burns (0.6 bpg; 1990-93)



DERRICK LEWIS



Field Goal Percentage



GREG MANNING

GAME (min. 8 att.)


- T1. 1.000 (10-10) Lonny Boxter vs. No. Texas (12-23-98)
- (9-9) Steve Francis vs. NC State (1-10-99)
- (8-8) Obinna Ekezie vs. American (12-21-96)
- (8-8) Joe Smith vs. Clemson (1-25-95)
- (8-8) Buck Williams vs. Conisus (12-23-78)
- (8-8) Gary Williams vs. S. Carolina (12-10-66)
- (8-8) Greg Manning vs. F. Dickinson (12-10-80)
- (8-8) Ben Coleman vs. Duquesne (12-10-83)
- (8-8) Ben Coleman vs. Wake Forest (2-26-84)

SEASON (min. 100 att.)

- 1. .647 (183-283) Buck Williams (1980-81)
- 2. .643 (196-305) Greg Monning (1979-80)
- 3. .611 (102-167) Charles Pittman (1981-82)
- 4. .608 (194-319) Ben Coleman (1983-84)
- 5. .606 (143-236) Buck Williams (1979-80)


CAREER

- 1. .615 (446-725) Buck Williams (1978-81)
- 2. .589 (376-638) Ben Coleman (1983-84)
- 3. .583 (623-1068) Greg Manning (1977-81)
- 4. .576 (438-760) Lawrence Boston (1976-78)
- 5. .555 (699-1,259) Tom McMillen (1971-74)
- 6. .551 (484-878) Larry Gibson (1975-79)
- 7. .550 (451-819) Joe Smith (1994-95)
- 8. .549 (300-546) Lonny Boxter (1998-present)
- 9. .547 (485-886) Maurice Howard (1973-76)
- 10. .540 (564-1,044) Derrick Lewis (1985-88)
- 11. .536 (838-1,562) Len Bias (1983-86)
- 12. .535 (386-721) Brad Davis (1975-77)
- 13. .530 (491-927) Steve Sheppard (1975-77)
- T14. .525 (393-748) Jerrod Mustof (1989-90)
- (862-1,643) John Lucas (1973-76)
- 16. .523 (524-1,001) T. Massenburg (1986, 88-90)
- 18. .520 (486-934) Terence Morris (1997-Pr.)
- 19. .515 (862-1,673) Albert King (1978-81)



BUCK WILLIAMS

Field Goals Made



ALBERT KING

SEASON

- 1 275 Albert King (1979-80)
- 2 274 Len Bias (1984-85)
- 3 270 Adrian Branch (1984-85)
- 4 267 Len Bias (1985-86)
- 5 256 Walt Williams (1991-92)
- 6 253 John Lucas (1973-74)
- 7 250 Tom McMillen (1972-73)
- 8 245 Joe Smith (1994-95)
- 9 236 Jerrod Mustof (1989-90)
- 10 235 Tom McMillen (1971-72)
- 11 234 Juan Dixon (1999-00)
- T12. 233 John Lucas (1975-76)
- Will Hetzel (1968-69)
- 14 232 Albert King (1980-81)

CAREER

- T1. 862 Albert King (1977-81)
- John Lucas (1972-76)
- 3. 838 Len Bias (1982-86)
- 4 767 Adrian Branch (1981-85)
- 5 699 Tom McMillen (1971-74)
- 6 686 Ernest Grahom (1977-81)
- 7 684 Johnny Rhodes (1993-96)
- 8 623 Greg Monning (1977-81)
- 9 589 Keith Booth (1994-97)
- T10. 583 Laron Profit (1996-98)
- Walt Williams (1988-92)
- 12 564 Derrick Lewis (1984-88)
- 13 547 Will Hetzel (1967-70)
- 14 545 Evers Burns (1989-93)
- T15. 524 Exree Hipp (1993-96)
- 524 Tony Massenburg (1985-90)

Field Goals Attempted



ADRIAN BRANCH

SEASON

- 1. 542 Walt Williams (1991-92)
- 2. 529 Adrian Branch (1984-85)
- 3 527 Will Hetzel (1968-69)
- 4 519 Len Bias (1984-85)
- 5 506 Juan Dixon (1999-00)
- 6 497 Albert King (1979-80)
- 7 495 John Lucas (1973-74)
- 8 491 Len Bias (1985-86)
- 9 469 Gene Shue (1953-54)
- 10 468 Bob Kessler (1954-55)
- 11 462 Albert King (1980-81)
- 12 456 John Lucas (1975-76)
- 13 454 Ernest Grahom (1978-79)
- 14 446 Jerrod Mustof (1989-90)
- 15 437 Keith Booth (1996-97)
- 16 428 Tom McMillen (1971-72)

CAREER

- 1. 1,673 Albert King (1977-81)
- 2. 1,643 John Lucas (1972-76)
- 3. 1,579 Adrian Branch (1981-85)
- 4 1,562 Len Bias (1982-86)
- 5 1,482 Johnny Rhodes (1993-96)
- 6 1,363 Ernest Grahom (1977-81)
- 7 1,291 Keith Booth (1996-97)
- 8 1,259 Tom McMillen (1971-74)
- 9 1,251 Walt Williams (1988-92)
- 10 1,242 Will Hetzel (1967-70)
- 11 1,229 Laron Profit (1996-99)
- 12 1,125 Jay McMillen (1964-67)
- 13 1,092 Evers Burns (1989-93)
- 14 1,070 Johnny Rhodes (1993-96)
- 15 1,068 Greg Monning (1977-81)
- 16 1,044 Derrick Lewis (1984-88)



JOHN LUCAS

3-Point Field Goals Made




MATT ROE

SEASON

- 1. 89 Walt Williams (1991-92)
- 2 64 Teyon McCoy (1989-90)
- 3 60 Sorunos Josikevicius (1997-98)
- 4 59 Johnny Rhodes (1992-93)
- 5 56 Keith Gotlin (1987-88)
- 6 49 Juan Dixon (1999-00)
- T7. 48 Matt Roe (1990-91)
- Rudy Archer (1987-88)
- T9 45 Steve Francis (1998-99)
- Duone Simpkins (1995-96)
- Johnny Rhodes (1994-95)
- T12. 42 Sorunos Josikevicius (1996-97)
- Johnny Rhodes (1995-96)
- T14. 40 Duone Simpkins (1994-95)
- Johnny Rhodes (1993-94)

CAREER

- 1. 186 Johnny Rhodes (1993-96)
- 2. 154 Walt Williams (1988-92)
- 3. 136 Sorunos Josikevicius (1995-98)
- 4 132 Teyon McCoy (1986-88, 1989-90)
- 5 130 Duone Simpkins (1993-96)
- 6 105 Laron Profit (1996-99)
- 7 89 Terrell Stokes (1996-99)
- 8 85 Juan Dixon (1998-present)
- 9 84 Exree Hipp (1993-1996)
- 10 75 Terence Morris (1997-present)
- 11 62 Moño Lucas (1993-96)
- 12 61 Steve Hood (1986-88)
- 13 59 John Johnson (1985-89)
- 14 56 Keith Gotlin (1984-86, 1987-88)
- T15. 48 Rudy Archer (1987-88)
- 48 Mott Roe (1990-91)



SARUNAS JOSIKEVICIUS



3-Point Field Goals Attempted



JOHNNY RHODES

SEASON

1. 240 Walt Williams (1991-92)
2. 173 Johnny Rhoades (1992-93)
3. 164 Teyon McCoy (1989-90)
4. 156 Matt Roe (1990-91)
5. 151 Laron Profit (1997-98)
- T6. 135 Juan Dixon (1999-00)
- Johnny Rhoades (1995-96)
8. 131 Sarunas Jasikevicius (1996-97)
9. 129 Johnny Rhoades (1993-94)
10. 122 Rudy Archer (1987-88)
11. 120 Johnny Rhoades (1994-95)
12. 117 Laron Profit (1997-98)
13. 116 Steve Francis (1998-99)
14. 113 Keith Gatlin (1987-88)
15. 105 Duane Simpkins (1994-95)

CAREER

1. 557 Johnny Rhoades (1993-96)
2. 429 Walt Williams (1988-92)
3. 363 Sarunas Jasikevicius (1995-98)
4. 326 Laron Profit (1996-99)
5. 320 Duane Simpkins (1993-96)
6. 316 Teyon McCoy (1986-88, 1989-90)
7. 286 Exree Hipp (1993-96)
8. 235 Terrell Stakes (1996-99)
9. 232 Juan Dixon (1998-present)
10. 209 Terence Morris (1997-present)
11. 171 Mario Lucas (1993-96)
12. 156 Matt Roe (1990-91)
13. 148 Steve Hood (1986-87)
14. 134 Danny Miller (1998-present)
15. 128 Rodney Elliott (1995-98)

Free Throws Made



KEITH BOOTH

SEASON

1. 213 Keith Booth (1996-97)
- T2. 209 Joe Smith (1994-95)
- Len Bias (1985-86)
4. 197 Tom McMillen (1971-72)
5. 175 Walt Williams (1991-92)
6. 174 Bob Kessler (1955-56)
7. 168 Joe Smith (1993-94)
8. 162 Keith Booth (1995-96)
9. 153 Len Bias (1984-85)
10. 145 Tony Massenburg (1989-90)
11. 143 Jerry Greenspan (1962-63)
12. 139 Will Hetzel (1968-69)
- T13. 134 Obinna Ekezie (1997-98)
- Jim O'Brien (1970-71)
15. 133 Jim Halleck (1956-57)

CAREER

1. 576 Keith Booth (1994-97)
2. 470 Len Bias (1982-86)
3. 454 Adrian Branch (1981-85)
4. 409 Tom McMillen (1971-74)
5. 386 Bob Kessler (1953-56)
6. 384 Walt Williams (1988-92)
7. 377 Joe Smith (1994-95)
8. 356 Obinna Ekezie (1996-99)
9. 334 Albert King (1977-81)
10. 317 Jerry Greenspan (1960-63)
11. 315 Greg Manning (1977-81)
12. 314 Derrick Lewis (1984-85)
13. 311 Duane Simpkins (1995-96)
14. 309 Rodney Elliott (1995-1998)
15. 306 Tony Massenburg (1985-90)

Free Throw Percentage



JERRY GREENSPAN

GAME (min. 10 att.)

- T1. 1.000 (14-14) Jerry Greenspan vs. Minn. (12-10-60)
- (13-13) Len Bias vs. N. Carolina (2-20-86)
- (13-13) Lee Brawley vs. N. Carolina (1-2-51)
- (12-12) Duane Simpkins vs. Ky. (11-24-95)
- (12-12) Matt Roe vs. Wake Forest (2-23-91)
- (12-12) T. Massenburg at Penn St. (3-19-90)
- (12-12) Bill Stasiulatis vs. W. Forest (3-3-61)
- (12-12) Lee Brawley vs. N. Carolina (1-2-51)
- (12-12) Bob Kessler vs. G. Washington (1-5-56)
- (11-11) Duane Simpkins vs. Virginia (3-5-94)
- (10-10) Tom Milroy vs. Penn St. (11-30-68)
- (10-10) Jerry Bechtle vs. N. Carolina (2-23-60)
13. .929 (13-14) Walt Williams vs. N. Carolina (1-10-90)


SEASON (min. 50 att.)

1. .908 (79-87) Greg Manning (1979-80)
- T2. .864 (209-242) Len Bias (1985-86)
- (57-66) Ja Ja Hunter (1977-78)
4. .862 (50-58) Keith Gatlin (1984-85)
5. .857 (66-77) Greg Manning (1978-79)

CAREER

1. .858 (315-367) Greg Manning (1977-81)
2. .836 (122-146) Dutch Marley (1979-82)
3. .830 (44-53) Juan Dixon (1999-Pr.)
4. .813 (100-123) Ja Ja Hunter (1977-78)
5. .812 (311-383) Duane Simpkins (1993-95)
6. .803 (301-375) Jim O'Brien (1971-73)
7. .802 (85-106) Bob McDonald (1959-61)
8. .801 (157-196) Juan Dixon (1998-present)
9. .799 (409-512) Tom McMillen (1971-74)
10. .7953 (470-591) Len Bias (1983-86)
11. .7951 (163-205) Keith Gatlin (1983-88)
12. .799 (254-318) Brad Davis (1975-77)

Free Throws Attempted



JOE SMITH

SEASON

1. 297 Keith Booth (1996-97)
2. 282 Joe Smith (1994-95)
3. 263 Bob Kessler (1955-56)
4. 242 Len Bias (1985-86)
5. 241 Tom McMillen (1971-72)
6. 231 Walt Williams (1991-92)
7. 229 Joe Smith (1993-94)
8. 214 Keith Booth (1995-96)
9. 201 Tony Massenburg (1989-90)
10. 200 Obinna Ekezie (1997-98)
11. 197 Len Bias (1984-85)
12. 191 Jerry Greenspan (1962-63)
13. 187 Lanny Baxter (1999-00)
- T14. 182 Buck Williams (1980-81)
- Bob Everett (1954-55)
16. 177 Derrick Lewis (1986-87)

CAREER

1. 824 Keith Booth (1994-97)
2. 607 Adrian Branch (1981-85)
3. 591 Len Bias (1982-86)
4. 587 Bob Kessler (1953-56)
5. 544 Obinna Ekezie (1996-99)
6. 512 Tom McMillen (1971-74)
7. 511 Joe Smith (1994-95)
8. 504 Walt Williams (1988-92)
9. 487 Derrick Lewis (1984-88)
10. 476 Tony Massenburg (1985-90)
- T11. 431 Laron Profit (1996-99)
- Albert King (1977-81)
13. 420 Jerry Greenspan (1960-63)
14. 419 Buck Williams (1978-81)
15. 389 Al Bunge (1957-60)



Maryland Year-By-Year Statistics

Table with 16 columns: YEAR, GP, /-TOTAL-/ (FGM-FGA, .PCT), /-3PT-/ (FGM-FGA, .PCT), FTM-FTA, .PCT, AST, BLK, STL, PF-DQ, OFF REBS, DEF REBS, TOTAL REBS-AVG, TOTAL PTS-AVG. Rows represent years from 1950-51 to 1999-00.



1938-39

15-9 (9-2H; 4-6R; 2-1N) 8-3 SC

Table with columns: Opponent, Score, Result. Includes entries like D13 at Richmond, D15 Clemson, D16 Davidson, etc.

1942-43

8-8 (5-3H; 3-5R) 5-5 SC

Table with columns: Opponent, Score, Result. Includes entries like D10 Richmond, D11 North Carolina, D12 West Virginia, etc.

1939-40

14-9 (9-2H; 4-6R; 1-1N) 7-4 SC

Table with columns: Opponent, Score, Result. Includes entries like D12 Western Maryland, D14 Randolph Macon, D11 Clemson, etc.

1943-44

4-14 (3-6H; 1-7R; 0-1N) 2-1 SC

Table with columns: Opponent, Score, Result. Includes entries like D11 Quantico Marines, D17 Marshall, D21 Bainbridge Navy, etc.

1940-41

1-21 (1-10H; 0-11R) 0-13 SC

Table with columns: Opponent, Score, Result. Includes entries like D14 Richmond, D17 at Johns Hopkins, D19 Clemson, etc.

1944-45

2-14 (1-5H; 1-8R; 0-1N) 2-5 SC

Table with columns: Opponent, Score, Result. Includes entries like D21 Gallaudet, J5 at North Carolina, J6 at Duke, etc.

1941-42

7-15 (4-5H; 3-10R) 3-8 SC

Table with columns: Opponent, Score, Result. Includes entries like D13 at Richmond, D16 at William & Mary, D19 at West Virginia, etc.

Table with columns: Opponent, Score, Result. Includes entries like J26 Hampden-Sydney, W28-25 F2 Geo. Washington, W51-42 F8 North Carolina, etc.

1946-47

14-10 (9-3H; 5-6R; 0-1N) 9-4 SC

Table with columns: Opponent, Score, Result. Includes entries like D14 at West Virginia, D17 Western Maryland, D18 Johns Hopkins, etc.

Table with columns: Opponent, Score, Result. Includes entries like J10 at Georgetown, L51-53, J12 at Pennsylvania, L67-81, J22 at Navy, L46-52, etc.

1951-52

13-9 (8-1H; 5-7R; 0-1N) 9-5 SC

Table with columns: Opponent, Score, Result. Includes entries like D2 at Virginia, W59-42, D5 Washington & Lee, W71-51, D8 at Pennsylvania, L52-53, etc.

1949-50

8-17 (6-6H; 2-11R, 0-0N) 5-13 SC

Table with columns: Opponent, Score, Result. Includes entries like D3 at Virginia Tech, L57-63, D5 at Tennessee, L40-61, D6 at Virginia, L56-66, etc.

1952-53

15-8 (8-2H; 6-5R; 1-1N) 12-3 SC

Table with columns: Opponent, Score, Result. Includes entries like D2 Virginia, W71-61, D4 William & Mary, W64-61, D6 at Pennsylvania, L53-70, etc.

FLUCIE STEWART 3 SEASONS 1947-48 TO 1949-50 Rec.: 27-48 Conf.: 22-27

BUD MILLIKAN 17 SEASONS 1950-51 TO 1966-67 Rec.: 243-182 Conf.: 130-109

1947-48

11-14 (6-4H; 5-9R; 0-1N) 9-7 SC

Table with columns: Opponent, Score, Result. Includes entries like D11 at Western Maryland, W63-58, D12 layala, L52-63, D16 Davidsons, W59-58, etc.

1950-51

16-11 (10-3H; 5-7R; 1-1N) 11-8 SC

Table with columns: Opponent, Score, Result. Includes entries like D1 Virginia, W59-57, D6 at Pennsylvania, L65-74, D11 William & Mary, W48-41, etc.

1948-49

9-18 (4-5H; 5-12R; 0-1N) 8-7 SC

Table with columns: Opponent, Score, Result. Includes entries like D4 at Temple, L49-67, D9 Virginia Tech, W60-51, D11 at Loyala (Md.), L75-77, etc.

1953-54

23-7 (9-2H; 13-4R; 1-1N) 7-2 ACC (2nd)

Table with columns: Opponent, Score, Result. Includes entries like D3 at South Carolina, W53-49, D4 at Clemson, W81-41, D5 at Wake Forest, L54-71, etc.



Time Record Book

2000-01 MARYLAND BASKETBALL

MARYLAND Maryland leads, 3-1 1923-24 20-33 L H 1937-38 43-27 W H 1983-84 58-52 W H-mdiv 1985-86 74-50 W H	MARYLAND Maryland leads, 2-0 1954-55 83-66 W N-aacity 1978-79 67-65 (3OT) W H-nit	MARYLAND Maryland leads, 25-14 1923-24 24-22 W A 1925-26 30-14 W H 1933-34 33-44 L H 1934-35 26-56 L H 1935-36 28-24 W H 1936-37 40-51 L A 1937-38 26-31 L H 1938-39 34-41 L A 47-32 W N-act 1939-40 35-19 W H 1940-41 36-48 L H 17-38 L A 1941-42 41-23 W A 1942-43 32-28 W H 1943-44 34-65 L A 1945-46 37-31 W H 1946-47 39-41 L H 49-68 L A 1947-48 60-53 W H 1948-49 45-54 L H 66-51 W A 1949-50 49-59 L A 67-48 W H 1950-51 48-42 W A 42-33 W H 1951-52 55-45 W H 54-50 W A 1952-53 63-60 (OT) W A 46-49 L H 1953-54 72-64 W A 71-73 L H 1970-71 99-67 W H 1971-72 76-61 W H 1972-73 82-50 W A 1973-74 96-60 W A 1974-75 106-81 W H 1975-76 98-71 W A 1976-77 90-87 W H 1981-82 66-50 W A-nit	MARYLAND Maryland leads, 3-0 1991-92 83-69 W H 1993-94 93-79 W H 1995-96 83-67 W H	MARYLAND The series is tied, 3-3 1939-40 51-39 W A 1940-41 45-50 L H 1950-51 51-45 W H 1951-52 55-61 L A 1990-91 86-81 W N-ecac 1991-92 79-95 L N-fiesta	MARYLAND Maryland leads, 1-0 1989-90 98-68 W N-cham	ST. FRANCIS (PA.) Maryland leads, 1-0 1955-56 75-66 W H-mwf	ST. JOHN'S Maryland leads, 8-6 1913-14 NA L A NA L A 1927-28 25-22 W H 1928-29 20-18 W H	MASSACHUSETTS 1929-30 41-25 W H 1931-32 24-20 W H 1932-33 34-22 W H 1933-34 32-37 L H 1934-35 17-24 L H 1935-36 40-28 W H 1936-37 37-39 L A 1937-38 38-29 W H 1971-72 90-69 W H-mdiv 1998-99 62076 L N-ncaa22	ST. JOSEPH'S Maryland leads, 3-1 1971-72 67-55 W N-nit1 1978-79 62-56 (OT) W H-mdiv 1980-81 74-57 W H-mdiv 1982-83 56-64 L H	ST. LOUIS Maryland leads, 1-0 1993-94 74-66 W N-ncaa5	ST. PETER'S Maryland leads, 1-0 1981-82 49-42 W H	SAN FRANCISCO Maryland leads, 2-0 1973-74 78-60 W A-ccc 1999-00 71-61 W H-pnit1	SANTA CLARA The series is tied, 1-1 1973-74 53-32 W A-ccc 1995-96 79-91 L N-ncaa17	SETON HALL Maryland leads, 2-1 1941-42 15-59 L A 1970-71 56-55 W A 1975-76 104-69 W H-mdiv	SOUTH CAROLINA Maryland leads, 31-26 1924-25 38-22 W H 1932-33 28-65 L N-act 1934-35 35-21 W H 1939-40 30-33 L A 1947-48 68-54 W H 54-53 W A 1948-49 79-49 W H 57-56 W A 1949-50 56-61 L H 44-59 L A 1950-51 43-70 L A 47-37 W H 1953-54 53-49 W A 79-48 W H 1954-55 68-51 W H 68-52 W A 76-57 W H 59-53 W A 1956-57 60-68 L A 66-59 W H 64-74 L N-acc3 1957-58 72-59 W A 99-59 W H 59-41 W A 75-45 W H 1959-60 85-52 W H 72-55 W A 1960-61 72-58 W H 61-64 L A 1961-62 77-86 L H 68-85 L A 1962-63 68-63 W H 51-44 W A 1963-64 69-73 (OT) L H 64-74 L A 1964-65 75-70 W A 73-59 W H 1965-66 78-63 W A 56-42 W H	SOUTH CAROLINA STATE Maryland leads, 1-0 1998-99 104-70 W H	SOUTH FLORIDA Maryland leads, 2-0 1989-90 84-66 W H 1990-91 87-81 W A	SO. CALIFORNIA (USC) Maryland leads, 3-0 1978-79 83-79 W H-mdiv 1989-90 64-62 W A 1990-91 72-59 W H	SOUTHERN ILLINOIS Southern Illinois leads, 1-0 1967-68 72-73 L N-sun	STANFORD Maryland leads, 2-0 1985-86 67-65 W N-hpac 1998-99 62-60 W N-bbt	STAUNTON MIL. ACAD. Staunton Military Academy leads, 1-0 1910-11 24-58 L A	STEVENS INSTITUTE Maryland leads, 4-1 1924-25 21-17 W A 21-17 W H 1925-26 24-27 L H 1926-27 27-18 W H 1927-28 31-24 W H	SYRACUSE Maryland leads, 5-0 1971-72 71-65 W N-nit1 1972-73 90-76 W H-mdiv 91-75 W N-ncaa6 1976-77 96-85 W H-mdiv 1980-81 83-73 W A-cc	TAMPA Maryland leads, 2-0 1953-54 61-51 W A 1970-71 80-72 W H	TEMPLE Temple leads, 3-2 1948-49 49-67 L A 1957-58 67-71 L N-ncaa6 1979-80 85-63 W H-mdiv 1997-98 83-66 W N-balt 1999-00 65-73 L A	TENNESSEE Maryland leads, 2-1 1963-64 59-70 L N-vpi 1979-80 86-75 W N-ncaa9 1984-85 72-49 W N-shaat	TENN. CHATTANOOGA Maryland leads, 2-0 1980-81 81-69 W N-ncaa7 1982-83 52-51 W N-ncaa10	TEXAS-EL PASO Texas-El Paso leads, 2-0 1967-68 53-70 L A-sun 1988-89 51-69 L A-sbt	TEXAS Maryland leads, 1-0 1994-95 82-68 W N-ncaa15	TEXAS CHRISTIAN Maryland leads, 1-0 1988-89 74-67 W N-free	TEXAS TECH Maryland leads, 1-0 1954-55 58-54 W N-aacity	TOWSON Maryland leads, 12-0 1981-82 75-59 W H 1982-83 66-56 W H 1984-85 91-38 W H 1985-86 91-58 W H 1986-87 79-71 W H 1990-91 93-69 W H 1991-92 83-76 W H 1992-93 78-68 W H 1993-94 109-71 W N-balt 1994-95 120-73 W H 1995-96 70-67 W N-balt 1996-97 93-76 W H	TULANE Maryland leads, 1-0 1999-00 78-70 W H-pnit1	TULSA Tulsa leads, 1-0 1964-65 66-59 W N-hc	UCLA UCLA leads, 5-2 1973-74 64-65 L A 1974-75 75-81 L H-mdiv 1981-82 57-90 L A 1982-83 80-79 (2 OT) W H 1995-96 63-73 L N-wood 1998-99 70-54 W N-prs 1999-00 70-105 L N-ncaa23	UTAH Maryland leads, 1-0 1994-95 90-78 W N-mau1	UTAH STATE Maryland leads, 1-0 1997-98 82-68 W N-ncaa19	VALPARAISO Maryland leads, 1-0 1998-99 82-60 W N-ncaa21	VANDERBILT Maryland leads, 1-0 1957-58 71-56 W N-sb	VILLANOVA Villanova leads, 2-1 1984-85 77-74 W H 1984-85 43-46 L N-ncaa11 1985-86 62-64 L A	VIRGINIA Maryland leads, 93-58 1923-24 13-26 L A 1924-25 24-18 W H 36-25 W A 1925-26 28-34 L A 30-21 W H 1926-27 17-22 L A	MARYLAND 1928-29 29-28 W H 30-22 W A 22-25 L H 54-20 W H 51-29 W H 31-34 L A 34-21 W H 1931-32 36-31 W A 46-18 W H 1932-33 19-26 L A 37-28 W H 43-20 W A 28-25 W H 44-24 W H 33-32 W A 40-34 W H 1936-37 37-23 W H 1937-38 39-23 W A 31-21 W H 1938-39 31-21 W H 1940-41 18-47 L A 1941-42 35-34 W A 36-26 W H 53-49 W H 56-42 W A 20-52 L A 26-49 L H 1944-45 26-57 L A 33-61 L H 45-48 L A 37-36 W H 1947-48 44-64 L A 56-68 L H 1948-49 47-53 L A 43-79 L A 1949-50 56-66 L A 70-52 W H 59-57 W H 46-43 W A 59-42 W A 63-53 W H 1952-53 71-61 W H 59-56 W A 70-64 W H 70-56 W A 72-69 W A 78-65 W H 67-68 (OT) L N-acc3 1955-56 67-55 W H 60-73 L A 67-63 W A 43-39 W N-aacity 85-64 W H 71-68 W N-acc3 1957-58 87-66 W A 69-56 W H 70-66 W N-acc3 63-56 W H 50-62 L A 65-66 L N-acc3 70-62 W H 44-43 W A 57-52 W A 77-62 W H 1961-62 91-70 W A 68-72 L H 1962-63 67-61 W A 69-71 L H 1963-64 68-58 W H 73-79 L A 59-61 L A 52-47 W H 62-65 L H 71-64 W A 85-65 W A 87-76 W H 1967-68 85-76 W H 68-70 L A 77-78 L H 78-84 L A 69-71 L A 79-71 W H 63-78 L A
---	---	---	---	--	--	--	--	--	--	--	--	---	--	---	---	--	---	--	---	---	---	--	---	---	---	--	--	--	---	---	--	---	---	--	--	--	--	--	--	--	--	--



GENERAL SITE KEY

oac1	All-America City Tournament, Owensboro, Kentucky
acc1	ACC Tournament, Charlotte, N.C. (Charlotte Coliseum)
acc2	ACC Tournament, Greensboro, N.C. (Greensboro Coliseum)
acc3	ACC Tournament, Raleigh, N.C. (Reynolds Coliseum)
acc4	ACC Tournament, Atlanta, Ga. (Omni)
acc5	ACC Tournament, Landover, Md. (Capital Centre)
accbe1	ACC/Big East Challenge, Richmond, Va. (Richmond Coliseum)
accbe2	ACC/Big East Challenge, Hartford, Conn. (Hartford Civic Center)
accbe3	ACC/Big East Challenge, E. Rutherford, N.J. (Brendan Byrne Arena)
armary	Washington D.C., Municipal Armory
balt	Baltimore Arena, Baltimore, Md.
bbt	BB&T Classic, Washington, D.C. (MCI Center)
bca	Black Coaches Assoc. Classic, Minneapolis, Minn. (Target Center)
bg	Boston Garden, Boston, Mass.
blgr	Blue Grass Tournament, Louisville, Ky. (Kentucky State Fairgrounds Pavilion)
cap	Capital Centre, Landover, Md.
cc	Carrier Classic, Syracuse, N.Y. (Carrier Dome)
ccc	Cable Car Classic, San Francisco, Calif. (Oakland Coliseum)
cfc	Central Fidelity Classic, Richmond, Va. (Robbins Center)
cham	Chaminade Christmas Classic, Honolulu, Hawaii (Blaisdell Arena)
ci	Charlotte Invitational, Charlotte, N.C. (Charlotte Coliseum)
ecac	ECAC Holiday Festival, New York, N.Y. (Madison Square Garden)
evans	Evansville Holiday Tournament (Roberts Stadium)
dc	Dixie Classic, Raleigh, N.C. (Reynolds Coliseum)
fiesta	Fiesta Bowl Classic, Tucson, Ariz. (McKale Center)
fnb1	Franklin National Bank Classic, Landover, Md. (USAir Arena)
fnb2	Franklin National Bank Classic, Washington, D.C. (MCI Center)
free	Freedom Bowl Classic, Irvine, Calif. (Bren Events Center)
hc	Hurricane Classic, Miami, Fla. (Miami Beach Convention Center)
her	Hershey Park, Hershey, Pa. (Hershey Park Arena)
hf	Hall of Fame Classic, Springfield, Mass. (Springfield Civic Center)
hp	Hawaii Pacific Tournament, Honolulu, Hawaii (War Memorial Gymnasium)
maui	Maui Invitational, Lahaina, Hawaii (Lahaina Civic Center)
mci	MCI Heritage Classic, Baltimore, Md. (Baltimore Arena)
mdinv	Maryland Invitational, College Park, Maryland (Cole Field House)
meadow	Meadowlands (Brendan Byrne Arena), East Rutherford, N.J.
mit	Marshall Invitational Tournament, Huntington, W. Va. (Memorial Field House)
msi	Memphis State Invitational, Memphis, Tenn. (Mid-South Coliseum)
mwf	Mid-Winter Festival, College Park, Md. (Cole Field House)
ncaa1	NCAA Tournament, New York City, N.Y. (Madison Square Garden)
ncaa2	NCAA Tournament, Philadelphia, Pa. (The Spectrum)
ncaa3	NCAA Tournament, Cincinnati, Ohio (Riverfront Coliseum)
ncaa4	NCAA Tournament, Lubbock, Texas (Memorial Coliseum)
ncaa5	NCAA Tournament, Wichita, Kan. (Kansas Coliseum)
ncaa6	NCAA Tournament, Charlotte, N.C. (Charlotte Coliseum)
ncaa7	NCAA Tournament, Dayton, Ohio (Dayton Arena)
ncaa8	NCAA Tournament, Long Beach, Calif. (Long Beach Arena)
ncaa9	NCAA Tournament, Greensboro, N.C. (Greensboro Coliseum)
ncaa10	NCAA Tournament, Houston, Texas (The Summit)
ncaa11	NCAA Tournament, Birmingham, Ala. (Birmingham Coliseum)
ncaa12	NCAA Tournament, Lexington, Ky. (Rupp Arena)
ncaa13	NCAA Tournament, Las Cruces, N.M. (Memorial Arena)
ncaa14	NCAA Tournament, Dallas, Texas (Reunion Arena)
ncaa15	NCAA Tournament, Salt Lake City, Utah (Jon Huntsman Center)
ncaa16	NCAA Tournament, Oakland, Calif. (Oakland Coliseum)
ncaa17	NCAA Tournament, Tempe, Ariz. (Special Events Center)
ncaa18	NCAA Tournament, Memphis, Tenn. (The Pyramid)
ncaa19	NCAA Tournament, Sacramento, Calif. (Arco Arena)
ncaa20	NCAA Tournament, Anaheim, Calif. (The Pond of Anaheim)
ncaa21	NCAA Tournament, Orlando, Fla. (Orlando Arena)
ncaa22	NCAA Tournament, Knoxville, Tenn. (Thompson-Baling Arena)
ncaa23	NCAA Tournament, Minneapolis, Minn. (Metradome)
nit1	National Invitational Tournament, New York, N.Y. (Madison Square Garden)
pnit1	Preseason NIT, College Park, Md. (Cole Field House)
pnit2	Preseason NIT, New York, N.Y. (Madison Square Garden)
prs	Puerto Rico Shootout, Bayamon, P.R. (Eugenio Guerra Sports Complex)
rain	Rainbow Classic, Honolulu, Hawaii (Neil S. Blaisdell Center)
sb	Sugar Bowl Tournament, New Orleans, La. (Loyola Field House)
sbt	Sun Bowl Tournament, El Paso, Texas (Special Events Center)
scf	Southern Conference Tournament
shoot	Great Alaskan Shootout, Anchorage, Alaska (Sullivan Arena)
sun	Sun Carnival Tournament, El Paso, Texas (Memorial Gymnasium)
to	Hall of Fame Tip-Off Classic, Springfield, Mass. (Springfield Civic Center)
vpi	Virginia Polytechnic Institute, Blacksburg, Va. (Virginia Tech Coliseum)
wood	John R. Wooden Classic, Anaheim, Calif. (The Pond of Anaheim)
war	Worcester Centrum, Worcester, Mass.

Series Records

Opponent (Games Played)	Record	Gonzaga (1)	1-0	Oklahoma State (1)	1-0
Air Force (2)	2-0	Hawaii (2)	2-0	Penn State (16)	8-8
Alabama (3)	3-0	Hawaii-Pacific (1)	1-0	Pennsylvania (14)	2-12
Alaska (1)	1-0	Hofstra (3)	3-0	Penn Military Academy (1)	0-1
Alcorn State (1)	1-0	Holy Cross (4)	4-0	Pepperdine (1)	1-0
American (10)	9-1	Houston (2)	1-1	Pittsburgh (6)	5-1
AU-Puerto Rico (1)	1-0	Howard (3)	3-0	Princeton (6)	4-2
Appalachian State (2)	2-0	Illinois (3)	2-1	Providence (2)	1-1
Arizona (2)	0-2	Indiana (3)	0-3	Randolph Macan (4)	3-1
Arizona State (2)	1-1	Iowa (1)	1-0	Rhode Island (2)	2-0
Arkansas (2)	1-1	Iowa (2)	2-0	Richmond (39)	25-14
Army (4)	3-1	Jacksonville (3)	2-1	Rider (3)	3-0
Augusta College (1)	1-0	James Madison (1)	1-0	Rutgers (6)	3-3
Ball State (1)	1-0	Johns Hopkins (19)	15-4	Sacramento State (1)	1-0
Baltimore City (3)	2-1	Kansas (4)	1-3	St. Francis (Pa.) (1)	1-0
Biscayne College (1)	1-0	Kansas State (1)	1-0	St. John's (14)	8-6
Boston College (4)	3-1	Kentucky (12)	4-8	St. Joseph's (3)	3-1
Boston University (3)	2-1	Kentucky Wesleyan (1)	1-0	St. Louis (1)	1-0
Brown (3)	3-0	Kent State (1)	1-0	St. Peter's (1)	1-0
Bucknell (6)	6-0	Lafayette (4)	4-0	San Francisco (2)	2-0
Buffalo (4)	4-0	Lamar (1)	1-0	Santa Clara (2)	1-1
California (1)	1-0	La Salle (3)	3-0	Seton Hall (3)	2-1
California-Irvine (1)	1-0	Lehigh (1)	1-0	South Carolina (57)	31-26
California-Santa Barbara (1)	1-0	Lang Island (7)	7-0	South Carolina State (1)	1-0
Canisius (7)	7-0	Louisiana State (4)	2-2	South Florida (2)	2-0
Catholic (22)	12-10	Louisville (6)	1-5	Southern California (USC) (3)	3-0
Central Florida (1)	1-0	Loyola (Md.) (12)	7-5	Southern Illinois (1)	1-0
Chaminade (1)	1-0	Maine (1)	1-0	Stanford (2)	2-0
College of Charleston (1)	0-1	Manhattan (1)	1-0	Staunton Military Academy (1)	0-1
Chicago State (1)	1-0	Marshall (2)	2-0	Stevens Institute (5)	4-1
City College of New York (2)	1-1	Md.-Balt. County (UMBC) (11)	11-0	Syracuse (5)	5-0
Cincinnati (2)	2-0	Md.-Eastern Shore (UMES) (13)	13-0	Tampa (2)	2-0
The Citadel (1)	1-0	Massachusetts (6)	2-4	Temple (5)	2-3
Clemson (118)	76-42	Memphis State (2)	0-2	Tennessee (3)	2-1
Cleveland State (1)	1-0	Miami (Fla.) (6)	3-3	Tennessee-Chattanooga (2)	2-0
Coastal Carolina (1)	1-0	Miami (Ohio) (2)	2-0	Texas-El Paso (2)	2-0
Columbia (2)	2-0	Michigan (4)	1-3	Texas (1)	1-0
Connecticut (2)	0-2	Michigan State (1)	0-1	Texas Christian (1)	1-0
Coppin State (1)	0-1	Minnesota (2)	2-0	Texas Tech (1)	1-0
Cornell (1)	1-0	Mississippi (2)	1-1	Towson (12)	12-0
Creighton (2)	2-0	Mississippi State (3)	0-3	Tulane (1)	1-0
Davidson (2)	1-1	Missouri (4)	1-3	Tulsa (1)	1-0
Dayton (3)	2-1	Monmouth (N.J.) (1)	1-0	UCLA (7)	2-5
Delaware (3)	2-1	Montana State (1)	1-0	Utah (1)	1-0
Delaware College (1)	0-1	Morgan State (4)	4-0	Utah State (1)	1-0
Delaware State (2)	2-0	Mount Saint Joseph (3)	1-2	Valparaiso (1)	1-0
DePaul (2)	2-0	Mount Saint Mary's (3)	3-0	Vanderbilt (1)	1-0
DePauw (2)	2-0	Navy (56)	30-26	Villanova (3)	1-2
Duke (144)	52-92	Nevada Las Vegas (UNLV) (5)	1-4	Virginia (151)	93-58
Duquesne (7)	7-0	New Mexico A&M (1)	0-1	Virginia Military Institute (49)	39-10
East Carolina (6)	6-0	New York University (2)	0-2	Virginia Tech (25)	22-3
Eastern Kentucky 91	1-0	Niagara (1)	1-0	Wagner (1)	1-0
East Tennessee State (2)	2-0	North Carolina (153)	49-104	Wake Forest (100)	50-50
Evansville (2)	1-1	UNC Asheville (1)	1-0	Washington College (15)	12-3
Fairleigh Dickinson (5)	5-0	UNC Charlotte (1)	1-0	Washington & Lee (51)	27-24
Florida (1)	1-0	UNC Greensboro (1)	1-0	West Virginia (35)	15-20
Florida International (1)	1-0	UNC Wilmington (1)	1-0	Western Carolina (1)	1-0
Florida State (21)	16-5	NC State (126)	59-67	Western Kentucky (2)	2-0
Fordham (8)	7-1	Northeastern (1)	1-0	Western Maryland (9)	9-0
Gallaudet (14)	7-7	Northwestern (1)	1-0	Wichita (1)	1-0
George Mason (4)	4-0	North Texas (1)	1-0	William & Mary (14)	14-0
George Washington (58)	33-25	Notre Dame (16)	8-8	Winthrop (3)	3-0
Georgetown (57)	32-25	Old Dominion (5)	4-1	Wisconsin (2)	0-2
Georgia (6)	2-4	Ohio State (5)	3-2	Wyoming (1)	1-0
Georgia State (1)	1-0	Ohio University (1)	1-0	Xavier (1)	1-0
Georgia Tech (53)	24-29	Oklahoma (2)	1-1	Yale (1)	1-0

Postseason Tournaments

NCAA Tournament Appearances

NCAA Appearances: 17 Appearances
 Overall Record: 22-17
 Times to the Final Eight: 2 (1973, 1975)
 Times to the Sweet Sixteen: 7 (1958, 1980, 1985, 1994, 1995, 1998, 1999)

Overall Appearances

Year	Maryland's Result	Md. Seed
1958	East Regional Semifinals	n/o
1973	East Regional Final	n/o
1975	Midwest Regional Final	n/a
1980	East Regional Semifinal	2
1981	Midwest Regional Second Round	6
1983	Midwest Regional Second Round	8
1984	Midwest Regional Semifinals	3
1985	Southeast Regional Semifinal	5
1986	West Regional Second Round	5
1988	Southeast Regional Second Round	7
1994	Midwest Regional Semifinals	10
1995	West Regional Semifinals	3
1996	West Regional First Round	7
1997	Southeast Regional First Round	5
1998	West Regional Semifinals	4
1999	Southeast Regional Semifinals	2
2000	Midwest Regional Second Round	3

1958

East Regional, First Round
 Site: New York, N.Y.
 Maryland 88, Boston College 63 (3-11-58)
 East Regional, Semifinals/Third Place Game
 Site: Charlotte, N.C.
 Temple 81, Maryland 67 (3-14-58)
 Maryland 59, Manhattan 55 (3-15-58)

1973

East Regional, First Round
 Site: Charlotte, N.C.
 First Round Bye
 East Regional, Semifinal/Final
 Site: at Charlotte, N.C.
 Maryland 91, Syracuse 75 (3-15-73)
 Providence 103, Maryland 89 (3-17-73)

1975

Midwest Regional, First Round
 Site: Lubbock, Texas
 Maryland 83, Creighton 79 (3-15-75)
 Midwest Regional, Semifinal/Final
 Site: Las Cruces, N.M.
 Maryland 83, Notre Dame 71 (3-20-75)
 Louisville 96, Maryland 82 (3-22-75)

1980

East Regional, First/Second Rounds
 Site: Greensboro, N.C.
 First Round Bye
 No. 2 Maryland 86, No. 7 Tennessee 75 (3-8-80)
 East Regional, Semifinal
 Site: Philadelphia, Pa.
 No. 3 Georgetown 74, No. 2 Maryland 68 (3-14-80)

1981

Midwest Regional, First/Second Rounds
 Site: at Dayton, Ohio
 No. 6 Maryland 81, No. 11 Tenn. Chattanooga 69 (3-12-81)
 No. 3 Indiana 99, No. 6 Maryland 64 (3-13-81)

1983

Midwest Regional, First/Second Rounds
 Site: Houston, Texas
 No. 8 Maryland 52, No. 9 Tenn. Chattanooga 51 (3-17-83)
 No. 1 Houston 60, No. 8 Maryland 50 (3-19-83)

1984

Midwest Regional, First/Second Rounds
 Site: Birmingham, Ala.
 First Round Bye
 No. 3 Maryland 102, No. 11 West Virginia 77 (3-17-84)
 Midwest Regional Semifinal
 Site: Lexington, Ky.
 No. 2 Illinois 72, No. 3 Maryland 70 (3-22-84)

1985

Southeast Regional, First/Second Rounds
 Site: Dayton, Ohio
 No. 5 Maryland 69, No. 12 Miami (Ohio) 68 (OT) (3-15-85)
 No. 5 Maryland 64, No. 13 Navy 59 (3-17-85)
 Southeast Regional, Semifinal
 Site: Birmingham, Ala.
 No. 8 Villanova 46, No. 5 Maryland 43 (3-22-85)

1986

West Regional, First/Second Rounds
 Site: Long Beach, Calif.
 No. 5 Maryland 69, No. 12 Pepperdine 64 (3-14-86)
 No. 4 Nevada-Los Vegas 70, No. 5 Maryland 64 (3-16-84)

1988*

Southeast Regional, First/Second Rounds
 Site: Cincinnati, Ohio
 No. 7 Maryland 92, No. 12 UC Santo Barbara 82 (3-18-88)
 No. 2 Kentucky 90, No. 7 Maryland 81 (3-20-88)
 * - Maryland's 1988 NCAA Tournament appearance was vacated by the NCAA

1994

Midwest Regional, First/Second Rounds
 Site: Wichita, Kan.
 No. 10 Maryland 74, No. 7 St. Louis 67 (3-17-94)
 No. 10 Maryland 95, No. 2 Massachusetts 87 (3-19-94)
 Midwest Regional, Semifinal
 Site: Dallas, Texas
 No. 3 Michigan 78, No. 10 Maryland 71 (3-25-94)

1995

West Regional, First/Second Rounds
 Site: Salt Lake City, Utah
 No. 3 Maryland 87, No. 14 Gonzago 63 (3-16-95)
 No. 3 Maryland 82, No. 11 Texas 68 (3-18-95)
 West Regional, Semifinal
 Site: Oakland, Calif.
 No. 2 Connecticut 99, No. 3 Maryland 89 (3-23-95)

1996

West Regional, First Round
 Site: Tempe, Ariz.
 No. 10 Santa Clara 91, No. 7 Maryland 79 (3-15-96)

1997

Southeast Regional, First Round
 Site: Memphis, Tenn.
 No. 12 Charleston 75, No. 5 Maryland 66 (3-13-97)

1998

West Regional, First/Second Rounds
 Site: Sacramento, Calif.
 No. 4 Maryland 82, No. 13 Utah State 68 (3-13-98)

No. 4 Maryland 67, No. 5 Illinois 61 (3-15-98)
 West Regional, Semifinal
 Site: Anaheim, Calif.
 No. 1 Arizona 87, No. 4 Maryland 79 (3-19-98)

1999

South Regional, First/Second Rounds
 Site: Orlando, Fla.
 No. 2 Maryland 82, No. 15 Valparaiso 60 (3-11-99)
 No. 2 Maryland 75, No. 10 Creighton 63 (3-13-99)
 South Regional, Semifinal
 Site: Knoxville, Tenn.
 No. 3 St. John's 76, No. 2 Maryland 63 (3-18-99)

2000

Midwest Regional, First/Second Rounds
 Site: Minneapolis, Minn.
 No. 3 Maryland 74, No. 14 Iowa 59 (3-16-00)
 No. 6 UCLA 105, No. 3 Maryland 70 (3-18-00)

NIT Appearances

NIT Appearances: 4 Appearances
 Overall Record: 7-3
 Championships: 1 (1972)

Overall Appearances

Year	Maryland's Result
1972	Champions
1979	Second Round
1982	Second Round
1990	Second Round

1972

First Round/Quarterfinals (16 Teams)
 Site: New York, N.Y.
 Maryland 67, St. Joseph's 55 (3-18-72)
 Maryland 71, Syracuse 65 (3-20-72)
 Semifinals/Championship
 Site: New York, N.Y.
 Maryland 91, Jacksonville 77 (3-23-72)
 Maryland 100, Niagara 69 (3-25-72)

1979

First Round/Second Round (24 teams)
 Site: College Park, Md.
 Maryland 67, Rhode Island 65 (3-7-79) (3 OT)
 Ohio State 79, Maryland 72 (3-12-79)

1982

First Round (32 Teams)
 Site: Richmond, Va.
 Maryland 60, Richmond 50 (3-12-82)
 Second Round
 Site: Athens, Ga.
 Georgia 83, Maryland 69 (3-15-82)

1990

First Round (32 Teams)
 Site: College Park, Md.
 Maryland 91, Massachusetts 81 (3-15-90)
 Second Round
 Site: State College, Pa.
 Penn State 80, Maryland 78 (3-19-90)



Individual NCAA Tournament Bests

Single Game

POINTS table with columns for player name, team, and date.

REBOUNDS table with columns for player name, team, and date.

FIELD GOALS table with columns for player name, team, and date.

ASSISTS table with columns for player name, team, and date.

3-POINT FIELD GOALS table with columns for player name, team, and date.

FIELD GOAL PCT. (Min 10 Att.) table with columns for player name, team, and date.

FREE THROWS MADE table with columns for player name, team, and date.

FREE THROW PCT. (Min 8 Att.) table with columns for player name, team, and date.

Single Tournament

POINTS table with columns for player name, team, and date.

FREE THROWS MADE table with columns for player name, team, and date.

POINTS PER GAME table with columns for player name, team, and date.

REBOUNDS table with columns for player name, team, and date.

FIELD GOALS table with columns for player name, team, and date.

ASSISTS table with columns for player name, team, and date.

3-POINT FIELD GOALS table with columns for player name, team, and date.

Career POINTS table with columns for player name, team, and total points.



Team NCAA Tournament Bests

POINTS			FIELD GOALS			REBOUNDS			3-POINT FIELD GOALS ATT.			
102	West Virginia	1984	40	Providence	1973	54	Boston College	1958	27	Arizona	1998	
95	Massachusetts	1994	39	Syracuse	1973	49	Iona	2000	23	Kentucky	1988	
92	UCSB	1988	38	Connecticut	1995	49	Arizona	1998	22	UCLA	2000	
91	Syracuse	1973	36	West Virginia	1984	49	Connecticut	1995	22	Santa Clara	1996	
89	Providence	1973	36	Tennessee	1980	49	Gonzaga	1995	21	Michigan	1994	
			36	Creighton	1975	48	Creighton	1999	20	St. John's	1999	
			34	Gonzago	1995	47	Texas	1995	20	Connecticut	1995	
			33	Michigan	1994	46	Michigan	1994	17	Illinois	1998	
			31	Santa Clara	1996	44	Utah State	1998	17	Gonzaga	1995	
			31	Georgetown	1980	43	Louisville	1975	16	UCSB	1988	
			31	Notre Dome	1975	42	UT-Chatanooga	1981	13	Creighton	1999	
						42	Providence	1973	11	Valparaiso	1999	
						39	Syracuse	1973	10	Utah State	1998	
									10	Massachusetts	1994	
									5	St. Louis	1994	
POINTS ALLOWED			FIELD GOAL ATTEMPTS			ASSISTS			FIELD GOAL PERCENTAGE			
105	UCLA	2000	83	Connecticut	1995	23	Utah State	1998	.667	36-54	West Virginia	1984
103	Providence	1973	83	Providence	1973	23	Massachusetts	1994	.661	39-59	Syracuse	1975
99	Connecticut	1995	78	Arizona	1998	22	West Virginia	1984	.655	36-55	Creighton	1975
99	Indiano	1981	76	Santa Clara	1996	22	Illinois	1998	.652	36-57	Tennessee	1980
96	Louisville	1975	72	Gonzago	1995	21	St. Louis	1994	.632	36-57	Tennessee	1980
91	Santa Clara	1996	70	UCLA	2000	21	UT-Chatanooga	1981	.600	33-55	Massachusetts	1994
90	Kentucky	1988	69	Louisville	1975	21	Tennessee	1980	.600	30-50	UCSB	1988
87	Arizona	1998	69	Indiano	1981	19	Valparaiso	1999	.583	28-48	St. Louis	1994
87	Massachusetts	1994				19	Arizona	1998	.552	32-58	Utah State	1998
FEWEST POINTS SCORED			FREE THROWS MADE			3-POINT FIELD GOALS MADE			FREE THROW PERCENTAGE			
43	Villanova	1985	30	West Virginia	1984	11	Arizona	1998	.917	11-12	Miami-Ohio	1985
50	Houston	1983	26	Texas	1995	9	Kentucky	1988	.882	15-17	St. John's	1999
52	UT-Chatanooga	1983	26	Boston College	1958	8	Massachusetts	1994	.880	22-25	Louisville	1975
59	Monhattan	1958	25	Creighton	1999	7	Santa Clara	1996	.875	14-16	Kentucky	1988
FEWEST POINTS ALLOWED			25	UCSB	1988	7	Gonzaga	1995	.871	27-31	Monhattan	1958
46	Villanova	1985	22	Louisville	1975	7	UCSB	1988	.846	11-13	Illinois	1998
51	UT-Chatanooga	1983	21	Mosochusetts	1994	6	UCLA	2000	.840	21-25	Notre Dame	1975
55	Manhattan	1958	21	Pepperdine	1986	6	Illinois	1998	.833	30-36	West Virginia	1984
59	Iona	2000	21	UT-Chatanooga	1981	5	St. John's	1999	.821	23-28	Temple	1958
59	Novy	1985	21	Notre Dame	1975	4	Valparaiso	1999	.800	12-15	Navy	1985
59	Miami-Ohio	1985	FREE THROWS ATTEMPTED			4	Creighton	1999				
25	102-77	West Virginia	42	Boston College	1958	4	Utah State	1998				
25	88-63	Boston College	41	Texas	1995	4	Connecticut	1995				
22	82-60	Valparaiso	36	Michigan	1994	4	Michigan	1994				
MARGIN OF VICTORY			36	West Virginia	1958							
25	82-60	Valparaiso	32	Creighton	1999							
25	88-63	Boston College	32	UCSB	1988							
22	82-60	Valparaiso	31	Mosochusetts	1994							
MARGIN OF DEFEAT												
35	70-105	UCLA										
15	64-99	Indiano										
35	63-88	Temple										
14	62-76	St. John's										
14	82-96	Louisville										
14	89-103	Providence										



THE 1973 TERRAPINS



THE 1975 TERRAPINS



Final Associated Press Rankings

Final Rankings

- 1954 ... 20
- 1958 ... 6
- 1972 ... 14
- 1973 ... 8
- 1974 ... 4
- 1975 ... 5
- 1976 ... 11
- 1980 ... 8
- 1981 ... 18
- 1984 ... 11
- 1995 ... 10
- 1997 ... 22
- 1998 ... 20
- 1999 ... 5
- 2000 ... 17

1954

1. Kentucky
2. La Salle
3. Holy Cross
4. Indiana
5. Duquesne
6. Notre Dame
7. Bradley
8. Western Kentucky
9. Penn State
10. Oklahoma A&M
20. Maryland

1958

1. West Virginia
2. Cincinnati
3. Kansas State
4. San Francisco
5. Temple
6. Maryland
7. Kansas
8. Notre Dame
9. Kentucky
10. Duke

1972

1. UCLA
2. North Carolina
3. Pennsylvania
4. Louisville
5. Long Beach State
6. South Carolina
7. Marquette
8. S.W. Louisiana
9. Brigham Young
10. Florida State
14. Maryland

1973

1. UCLA
2. NC State
3. Long Beach State
4. Providence
5. Marquette
6. Indiana
7. S.W. Louisiana
8. Maryland
9. Kansas State
10. Minnesota

1974

1. NC State
2. UCLA
3. Marquette
4. Maryland
5. Notre Dame
6. Michigan
7. Kansas

8. Providence
9. Indiana
10. Long Beach State

1975

1. UCLA
2. Kentucky
3. Indiana
4. Louisville
5. Maryland
6. Syracuse
7. NC State
8. Arizona State
9. North Carolina
10. Alabama

1976

1. Indiana
2. Marquette
3. UNLV
4. Rutgers
5. UCLA
6. Alabama
7. Notre Dame
8. North Carolina
9. Michigan
10. Western Michigan
11. Maryland

1980

1. DePaul
2. Louisville
3. Louisiana State
4. Kentucky
5. Oregon State
6. Syracuse
7. Indiana
8. Maryland
9. Notre Dame
10. Ohio State

1981

1. DePaul
2. Oregon State
3. Arizona State
4. Louisiana State
5. Virginia
6. North Carolina
7. Notre Dame
8. Kentucky
9. Indiana
10. UCLA
18. Maryland

1984

1. North Carolina
2. Georgetown
3. Kentucky
4. DePaul
5. Houston
6. Illinois
7. Oklahoma
8. Arkansas
9. Texas-El Paso
10. Purdue
11. Maryland

1995

1. UCLA
2. Kentucky
3. Wake Forest
4. North Carolina
5. Kansas
6. Arkansas
7. Massachusetts
8. Connecticut
9. Villanova
10. Maryland

1997

1. Kansas
2. Utah
3. Minnesota
4. North Carolina
5. Kentucky
6. South Carolina
7. UCLA
8. Duke
9. Wake Forest
10. Cincinnati
22. Maryland

1998

1. North Carolina
2. Kansas
3. Duke
4. Arizona
5. Kentucky
6. Connecticut
7. Utah
8. Princeton
9. Cincinnati
10. Stanford
20. Maryland

1999

1. Duke
2. Michigan State
3. Connecticut
4. Auburn
5. Maryland
6. Utah
7. Stanford
8. Kentucky
9. St. John's
10. Miami (Fla.)

2000

1. Duke
2. Michigan State
3. Stanford
4. Arizona
5. Temple
6. Iowa State
7. Cincinnati
8. Ohio State
9. St. John's
10. Louisiana State
17. Maryland

Final UPI & ESPN/USA Today Rankings

Final Rankings

- 1958 ... 6
- 1972 ... 11
- 1973 ... 10
- 1974 ... 4
- 1975 ... 5
- 1976 ... 13
- 1980 ... 8
- 1981 ... 11
- 1984 ... 10
- 1994 ... 11
- 1995 ... 11
- 1998 ... 15
- 1999 ... 8
- 2000 ... 25

1958

1. West Virginia
2. Cincinnati
3. San Francisco
4. Kansas State
5. Temple
6. Maryland
7. Notre Dame
8. Kansas
9. Dayton
10. Indiana

1972

1. UCLA
2. North Carolina
3. Pennsylvania
4. Louisville
5. South Carolina
6. Long Beach State
7. Marquette
8. S.W. Louisiana
9. Brigham Young
10. Florida State
11. Maryland

1973

1. UCLA
2. NC State
3. Long Beach State
4. Marquette
5. Providence
6. Indiana
7. Kansas State
8. S.W. Louisiana
9. Minnesota
10. Maryland

1974

1. NC State
2. UCLA
3. Notre Dame
4. Maryland
5. Marquette
6. Providence
7. Vanderbilt
8. North Carolina
9. Indiana
10. Kansas

1975

1. Indiana
2. UCLA
3. Louisville
4. Kentucky
5. Maryland
6. Marquette
7. Arizona State
8. Alabama
9. NC State
10. North Carolina

1976

1. Indiana
2. Marquette
3. Rutgers
4. UNLV
5. UCLA
6. North Carolina
7. Alabama
8. Notre Dame
9. Michigan
10. Washington
13. Maryland

1980

1. DePaul
2. Louisiana State
3. Kentucky
4. Louisville
5. Oregon State
6. Syracuse
7. Indiana
8. Maryland
9. Ohio State
10. Georgetown

1981

1. DePaul
2. Oregon State
3. Virginia
4. Louisiana State
5. Arizona State
6. North Carolina
7. Indiana
8. Kentucky
9. Notre Dame
10. Utah
11. Maryland

1984

1. North Carolina
2. Georgetown
3. Kentucky
4. DePaul
5. Houston
6. Illinois
7. Arkansas
8. Oklahoma
9. Texas El-Paso
10. Maryland

1994

1. Arkansas
2. Duke
3. Arizona
4. Florida
5. Purdue
6. Missouri
7. Connecticut
8. Michigan
9. North Carolina
10. Louisville
11. Maryland

1995

1. UCLA
2. Arkansas
3. North Carolina
4. Oklahoma State
5. Kentucky
6. Connecticut
7. Massachusetts
8. Virginia
9. Wake Forest
10. Kansas
11. Maryland

1998


1. Kentucky
2. Utah
3. North Carolina
4. Stanford
5. Duke
6. Arizona
7. Connecticut
8. Kansas
9. Purdue
10. Michigan State
15. Maryland

1999

1. Connecticut
2. Duke
3. Michigan State
4. Ohio State
5. Kentucky
6. St. John's
7. Auburn
8. Maryland
9. Stanford
10. Utah

2000

1. Michigan State
2. Florida
3. Iowa State
4. Duke
5. Stanford
6. Oklahoma State
7. Cincinnati
8. Arizona
9. Tulsa
10. Temple
25. Maryland



Joe Smith, a 1995 consensus All-American and 1995 National Player of the Year, was the NBA's first overall draft pick by the Golden State Warriors.

HONORS, AWARDS & NBA

IN THIS SECTION	
All-Americans	150
Maryland Award Winners	156
All-Time Letterwinners	159
Terps In The NBA	161
NBA Draft History	163



Maryland's All-Americans

Louis "Bosey" Berger

ALL-AMERICA • 1931 & 1932



6-2, FORWARD
HOMETOWN:
FORT MYER, VA.
PLAYED: 1929-32

On Berger: Regarded as one of the greatest athletes in the history of Maryland athletics ... a two-time All-America selection ... his selection is considered a great feat because Maryland was an agricultural school

at the time and not among the athletic giants ... considered one of the best all-around players of his time ... led Maryland to the 1931 Southern Conference championship, averaging a conference-high 19.1 points over the nine-game conference season ... also played baseball and signed a professional contract with the Cleveland Indians upon graduation ... played in the major leagues for six years, with the Cleveland Indians, Chicago White Sox and Boston Red Sox ... left baseball with a .236 lifetime average.



Len Bias

ALL-AMERICA • 1986



6-8, FORWARD
HOMETOWN:
LANDOVER, MD.
PLAYED: 1983-86

On Bias: Unanimous choice an almost every All-America squad following his senior season ... he was a third-team All-America selection in 1985, as a junior ... only Terp ever to be named the ACC Player of the Year twice (in 1985 and 1986) ... Bias is the Terps'

all-time leading scorer with 2,149 career points ... he holds two of the school's top three single-season marks ... led the ACC in scoring two straight years ... his best scoring performance, 41 points at Duke in 1986, ranks as the second-best single-game performance in school history and is the top performance by a Terp in a road game ... is No. 9 on the Maryland career rebounding list with 755 total rebounds ... is No. 9 on the school's career shot-blocked list with 87 ... he was the No. 2 pick overall in the 1986 National Basketball Association college draft, taken by the Boston Celtics.



LEN BIAS' CAREER STATISTICS

YEAR	GP	FGM-FGA	PCT.	FTM-FTA	PCT.	AST	BLK	STL	PF-DQ	REBS-AVG	PTS-AVG
1982-83	30	86-180	.478	42-66	.636	22	16	10	55-1	125-4.2	217-7.2
1983-84	32	211-372	.567	66-86	.767	48	24	13	81-3	145-4.5	488-15.3
1984-85	37	274-519	.528	153-197	.777	65	33	34	106-2	251-6.8	701-18.9
1985-86	32	267-491	.544	209-242	.864	33	14	27	90-2	224-7.0	743-23.2
TOTALS	131	838-1,562	.536	470-591	.795	168	87	84	322-8	745-5.7	2149-16.4



Keith Booth


ALL-AMERICA • 1997



6-6, FORWARD
HOMETOWN:
BALTIMORE, Md.
PLAYED: 1994-97

On Booth: All-America third team selection by the Associated Press and a consensus All-ACC first-team selection his senior season, 1997 ... received two votes in the ACC Player-of-the Year voting - the only player besides Wake Forest's Tim Duncan to receive voting consideration ... All-America third-team and All-ACC first-team selection following his spectacular senior season in 1997 ... a four-time All-ACC honoree, he earned first team honors as a senior, was a third team selection as a junior and earned honorable mention designation during his freshman and sophomore seasons ... played on four NCAA Tournament teams ... played in eight NCAA Tournament games ... led the Terps in

scoring and ranked second in the ACC with a career high 19.5 points per game average during his senior season ... led the Terps in rebounding his junior and senior seasons as he became only the fourth player in school history to surpass the 900 career rebound mark ... he recorded 200 rebounds or more during his final three seasons in becoming only the seventh player in school history to grab 200 or more rebounds in three varsity seasons ... grabbed a career high and school record 213 rebounds as a senior, eclipsing the previous record of 209 ... ranks first at Maryland in free throws made (576) and free throws attempted (824), seventh in field goals attempted (1,291) and ninth in field goals made (589) on the Maryland career lists ... became only the 11th player in school history to have his jersey honored as his No. 22 was hung from the rafters on February 22, 1997 just before the final home game of his collegiate career ... a first round selection of the Chicago Bulls in the 1997 NBA Draft ... became only the second player in school history to play for an NBA World Championship team as the Bulls won the 1998 NBA championship.



KEITH BOOTH'S CAREER STATISTICS

YEAR	GP	FGM-FGA	PCT.	3PM-3PA	PCT.	FTM-FTA	PCT.	AST	BLK	STL	PF-DQ	REBS-AVG	PTS-AVG
1993-94	30	113-249	.454	11-27	.407	87-149	.584	65	17	45	108-6	183-6.1	324-10.8
1994-95	34	126-277	.455	3-23	.130	114-164	.695	76	13	43	106-4	247-7.3	369-10.9
1995-96	30	145-328	.442	7-34	.206	162-214	.757	73	23	41	100-5	233-7.8	459-15.3
1996-97	32	205-437	.469	1-21	.050	213-297	.717	82	19	64	93-2	253-7.9	624-19.5
TOTALS	126	589-1,291	.456	22-105	.209	576-824	.699	296	72	193	407-17	916-7.3	1776-14.1

Len Elmore

ALL-AMERICA • 1974



6-9, CENTER
HOMETOWN:
SPRINGFIELD GARDENS, N.Y.
PLAYED: 1972-74

On Elmore: The best rebounder in Maryland history and one of the nation's best ever ... his rebounding prowess earned him a spot on most 1974 All-America squads along with offensive-minded teammates Tom McMillen and John Lucas ... is the only player in Maryland history with more than 1,000 career rebounds (1,053) ... his 1973-74 season average of 14.7 rebounds a game is the school's single-season record

... his career rebounding average of 12.2 rebounds a game is also the Maryland record ... he owns six of the top ten single-game rebounding marks in school history and two of the top five season totals ... his 412 rebounds during the 1973-74 season is the school record ... was a three-time member of the All-ACC team ... was Maryland's Most Valuable Player in 1972-73 and its Outstanding Senior in 1973-74 ... was drafted in the first round of the 1974 NBA Draft by the Washington Bullets, but chose to sign with the Indiana Pacers of the American Basketball Association ... spent 10 seasons in the NBA and ABA with the Pacers, Kansas City Kings, Milwaukee Bucks, New Jersey Nets and New York Knicks ... upon leaving professional basketball, he enrolled in Harvard Law school and graduated in 1987 ... he is the first former professional player to graduate from the prestigious law school.



LEN ELMORE'S CAREER STATISTICS

YEAR	GP	FGM-FGA	PCT.	FTM-FTA	PCT.	AST	BLK	STL	PF-DQ	REBS-AVG	PTS-AVG
1971-72	32	126-273	.462	95-126	.754	37	-	-	83-3	351-11.0	347-10.8
1972-73	26	112-239	.469	37-61	.607	35	-	-	53-5	290-11.2	261-10.0
1973-74	28	170-324	.525	69-91	.758	48	-	-	74-0	412-14.7	409-14.6
TOTALS	86	408-836	.488	201-278	.723	120	-	-	210-8	1053-12.2	1017-11.8



Steve Francis

ALL-AMERICA • 1999



6-3, GUARD
HOMETOWN:
TAKOMA PARK, Md.
PLAYED: 1999

On Francis: A consensus All-Americo second team selection following his outstanding junior season at Maryland ... second team All-America selection by the *Associated Press* ... All-America second team by the *United States Basketball Writers Association* ... All-America second team by *Basketball News* ... All-America third team selection by *Basketball Times* ... All-Americo first team by *Basketball America* ... All-America second team by the National Association of Basketball Coaches ... All-ACC first team and All-ACC Tournament first team selection ... finished fourth in the balloting for ACC Player of the Year in 1999 ... named the Division I newcomer of the year and a first

team All-American by *Sports Illustrated* ... finalist for the Naismith and Wooden awards as the collegiate player of the year ... All-America East second-team by *Eastern Basketball* ... All-ACC defensive team by the ACC coaches ... earned Most Valuable Player honors at the BB&T Classic in Washington, D.C., as he helped lead Maryland past then No. 5 Stanford and NIT participant DePaul ... selected to the all-tournament team at the Puerto Rico Shootout where he averaged 15.3 points, 3.3 rebounds and 3.3 steals ... averaged 18.9 points and 4.3 rebounds in nine games against ranked teams ... named to Dick Vitale's five-man mid-season All-America team ... the first player to take two unbeaten teams (San Jacinto as a freshman and Allegany as a sophomore) into the national junior college championship tournament ... selected by the Vancouver Grizzlies as the second overall pick in the first round of the 1999 NBA Draft and later traded to the Houston Rockets ... named NBA Co-Rookie of the Year in 2000.



STEVE FRANCIS' CAREER STATISTICS

YEAR	GP	FGM-FGA	PCT.	3PM-3PA	PCT.	FTM-FTA	PCT.	AST	BLK	STL	PF-DQ	REBS-AVG	PTS-AVG
1998-99	34	205-392	.523	45-116	.388	124-157	.790	152	6	95	95-2	154-4.5	579-17.0
TOTALS	34	205-392	.523	45-116	.388	124-157	.790	152	6	95	95-2	154-4.5	579-17.0

Albert King

ALL-AMERICA • 1981



6-7, FORWARD
HOMETOWN:
BROOKLYN, N.Y.
PLAYED: 1978-81

On King: One of the most prolific scorers in school history, King is one of only a handful of players to average in double figures during each of his four seasons ... he ranks as the No. 2 all-time Maryland scorer with 2,058 career points, only 91 points behind fellow All-American Len Bias on the school's charts ... his career scoring average of 17.4 points per game is

the fifth-best in school history ... his 38 points in an ACC Tournament game is tied for the fifth-best individual game performance in Maryland history ... shared the 1980-81 team Most Valuable Player Award with Buck Williams after winning the award outright in 1979-80 ... was the ACC Player of the Year in 1979-80 and a first team All-ACC selection again in 1980-81 ... came to Maryland generally regarded as the nation's top high school recruit, having averaged 38.6 points and 22 rebounds as a high school senior ... picked in the first round - the 10th selection overall of the 1981 NBA college draft by the New Jersey Nets ... spent nine seasons in the NBA with the Nets, Philadelphia 76ers, San Antonio Spurs and Washington Bullets ... his brother, Bernard, is also a former NBA star and league scoring champion.



ALBERT KING'S CAREER STATISTICS

YEAR	GP	FGM-FGA	PCT.	FTM-FTA	PCT.	AST	BLK	STL	PF-DQ	REBS-AVG	PTS-AVG
1977-78	28	164-327	.502	53-82	.646	64	11	21	73-3	187-6.7	381-13.6
1978-79	28	191-387	.494	62-81	.765	62	10	30	62-2	144-5.1	444-15.9
1979-80	31	275-497	.553	124-151	.821	86	18	42	86-1	207-6.7	674-21.7
1980-81	31	233-456	.511	95-117	.812	92	11	26	93-3	177-5.7	559-18.0
TOTALS	118	863-1667	.518	330-431	.766	304	50	119	314-9	715-6.1	2058-17.4



John Lucas

ALL-AMERICA • 1975 & 1976



6-4, GUARD
HOMETOWN:
DURHAM, N.C.
PLAYED: 1973-76

On Lucas: A two-time All-America selection who is considered by many as the greatest guard in the history of the Terps' program ... a two-time All-American and three-time first-team All-ACC selection — the only Maryland player to earn such conference honors three times during his career ... the No. 3 all-time Maryland scorer with 2,015 points ... he is No. 3 on the school's all-

time assists lists ... during Lucas' career as Maryland's point guard, the Terps enjoyed their best seasons in terms of national finishes ... the Terps finished ranked No. 8 (1973), No. 4 (1974), and No. 5 (1975) in the final Associated Press polls with Lucas at the point ... was also a collegiate star in tennis, a sport in which he was a two-time ACC singles champion and earned that some honor in doubles play ... was the No. 1 selection in the 1976 NBA college draft ... played 14 seasons in the NBA with the Rockets, Golden State Warriors, Washington Bullets, San Antonio Spurs, Milwaukee Bucks and Seattle SuperSonics ... after his playing days ended, he was the head coach of the San Antonio Spurs and Philadelphia 76ers ... currently an assistant coach with the Denver Nuggets.




JOHN LUCAS' CAREER STATISTICS

YEAR	GP	FGM-FGA	PCT.	FTM-FTA	PCT.	AST	BLK	STL	PF-DQ	REBS-AVG	PTS-AVG
1972-73	30	190-353	.538	45-64	.703	178	—	—	66-2	83-2.8	425-14.2
1973-74	28	253-495	.511	58-77	.753	159	—	—	73-2	82-2.9	564-20.1
1974-75	24	186-359	.549	97-116	.836	91	—	—	60-	100-4.2	469-19.5
1975-76	28	233-456	.511	91-117	.778	86	—	—	77-2	109-3.9	557-19.9
TOTALS	110	862-1663	.518	291-374	.778	514	—	—	276-6	374-3.4	2015-18.3

Tom McMillen

ALL-AMERICA • 1974

ACADEMIC ALL-AMERICA • 1972, 1973 & 1974



6-11, FORWARD
HOMETOWN:
MANSFIELD, PA.
PLAYED: 1972-74

On McMillen: A team leader both on and off the court ... averaged 20.5 points and 9.8 rebounds during his three-year career ... was selected as a three-time Academic All-American ... one of only three Terps to average more than 20 points per game in successive seasons and the only player in school history with a career scoring average above 20 points per game ... he owns two of the top 11 single-season scoring marks and four times in his career he scored more than 30

points ... is the No. 5 career scorer in school history among players who were only eligible for three years (freshmen were not eligible for the varsity during McMillen's career) ... led Maryland to the 1972 National Invitation Tournament championship, earning Most Valuable Player honors for the tournament ... played for the United States in the 1972 Olympic Games, where the U.S. earned a silver medal in the controversial game with the Soviets ... played in the NBA for 11 seasons with Buffalo, Atlanta, New York and Washington ... put his professional basketball career on hold one year directly out of college in order to fulfill his Rhodes Scholarship obligations by studying for a year at Oxford ... was elected to the U.S. Congress from Maryland's 4th district in 1986 ... served as Co-Chair of the President's Commission on Physical Fitness.



TOM McMILLEN'S CAREER STATISTICS

YEAR	GP	FGM-FGA	PCT.	FTM-FTA	PCT.	AST	BLK	STL	PF-DQ	REBS-AVG	PTS-AVG
1971-72	32	235-428	.549	197-241	.817	33	—	—	67-3	306-9.6	667-20.8
1972-73	29	250-427	.585	116-145	.800	28	—	—	76-3	284-9.8	616-21.2
1973-74	27	214-404	.530	96-126	.762	41	—	—	69-1	269-10.0	524-19.4
TOTALS	88	699-1259	.555	409-512	.799	102	—	—	212-7	859-9.8	1807-20.5



Gene Shue

ALL-AMERICA • 1954



6-2, FORWARD
HOMETOWN:
BALTIMORE, Md.
PLAYED: 1952-54

On Shue: Was the Terps' first high profile basketball star ... earned Converse and Helms Foundation All-American honors as a senior, when he averaged 21.8 points a game ... owns the eighth-best single-season scoring total in school history with 654 points in 1953...scored 40 points against Wake Forest in the

1953 Southern Conference tournament ... was selected as the Most Valuable Player of the Tournament ... was the school record holder in career scoring until 1974 when fellow All-American Tom McMillen overtook him ... holds the 13th-highest career scoring total in school history ... was the third overall player selected in the 1954 NBA Draft by the Philadelphia Warriors ... was All-Pro twice and a five-time NBA All-Star during his 10-year NBA career with the Warriors, New York Knickerbockers, Ft. Wayne/Detroit Pistons and Baltimore Bullets ... enjoyed a successful career as a head coach in the NBA with the Washington Bullets, Philadelphia 76ers, San Diego and Los Angeles Clippers ... was twice named as the NBA Coach of the Year ... was general manager of the Philadelphia 76ers.



GENE SHUE'S CAREER STATISTICS

YEAR	GP	FGM-FGA	PCT.	FTM-FTA	PCT.	AST	BLK	STL	PF-DQ	REBS-AVG	PTS-AVG
1951-52	21	-	-	-	-	-	-	-	-	-	224-10.6
1952-53	23	176-375	.469	156-223	.700	-	-	-	-	-	508-22.1
1953-54	30	237-469	.505	180-228	.789	-	-	-	-	-	654-21.8
TOTALS	74	-	-	-	-	-	-	-	-	-	1386-18.7

Joe Smith

ALL-AMERICA • 1994 (HONORABLE MENTION)

ALL-AMERICA • 1995

NATIONAL PLAYER OF THE YEAR • 1995



**6-10, FORWARD/
CENTER**
HOMETOWN:
NORFOLK, Va.
PLAYED: 1994-95

On Smith: The consensus selection as the 1995 National Collegiate Player of the Year ... selected as the Naismith National Player of the Year by the Atlanta Tip-Off Club, the oldest and most coveted individual award in college basketball ... also named the Associated Press Player of the Year and presented with the Adolph Rupp Award ... named the Collegiate Player of the Year by the *United Press International*, *Basketball America Magazine*, *Eastern Basketball Magazine*, *College Sports Magazine* and the Eastern Collegiate Athletic Conference ... Smith's six National Player of the Year selections earned him the

most of any other player, thus making him the consensus selection as the top collegiate player of 1995 ... was named the Atlantic Coast Conference Player of the Year and was an All-ACC first-team selection ... he became one of only three sophomores in the history of the conference to earn player of the year honors, joining only NC State's David Thompson and Virginia's Ralph Sampson ... is one of only two players in conference history to be an All-ACC first-team selection in both his freshman and sophomore seasons ... a consensus first team All-American, named on every All-American list following his extraordinarily productive sophomore season in which he averaged 20.8 points and 10.7 rebounds ... averaged 20.1 points and 10.7 rebounds for his 64-game career - he is one of only five players in school history to average a double/double for his entire career ... the No. 1 overall selection in the 1995 NBA Draft by the Golden State Warriors ... currently a member of the Minnesota Timberwolves.




JOE SMITH'S CAREER STATISTICS

YEAR	GP	FGM-FGA	PCT.	3PM-3PA	PCT.	FTM-FTA	PCT.	AST	BLK	STL	PF-DQ	REBS-AVG	PTS-AVG
1993-94	30	206-395	.522	2-5	.400	168-229	.734	25	93	42	104-7	321-10.7	582-19.4
1994-95	34	245-424	.578	9-21	.429	209-282	.741	40	97	51	87-3	362-10.7	708-20.8
TOTALS	64	451-819	.550	11-26	.423	377-511	.737	65	190	93	191-10	683-10.7	1290-20.1



Charles "Buck" Williams

ALL-AMERICA • 1981



**6-8, CENTER/
FORWARD**
HOMETOWN:
ROCKY MT., N.C.
PLAYED: 1979-81

On Williams: An outstanding scorer and extraordinary rebounder, Williams earned All-America honors following his junior season ... entered the NBA following his junior season ... averaged 15.6 points and 11.7 rebounds a game as a junior ... he is the No. 3 rebounder in Maryland history with 928 career rebounds, third only to Len Elmore and Derrick

Lewis ... his career average of 10.9 rebounds a game is second best in school history ... he was an equally strong shooter, averaging in double figures in scoring each of his three seasons and registering the school's best-ever career field goal shooting percentage ... his 61.5 percent mark is the school record ... led the ACC in rebounding as a freshman in 1978-79, was third in 1979-80 and second during the 1980-81 season ... was a member of the 1980 U.S. Olympic team that did not compete in the Moscow Olympic Games ... applied for a hardship waiver into the NBA college draft in 1981 and was selected as the No. 3 player overall by the New Jersey Nets ... named as the NBA Rookie of the Year in 1982 ... played 18 seasons in the NBA with the Nets, Portland Trail Blazers and the New York Knicks.



BUCK WILLIAMS' CAREER STATISTICS

YEAR	GP	FGM-FGA	PCT.	FTM-FTA	PCT.	AST	BLK	STL	PF-DQ	REBS-AVG	PTS-AVG
1978-79	30	120-206	.583	60-109	.550	18	25	29	77-2	323-10.8	300-10.0
1979-80	24	143-236	.606	85-128	.664	27	17	32	87-4	242-10.1	371-15.5
1980-81	31	183-283	.647	116-182	.637	31	29	29	94-4	363-11.7	482-15.5
TOTALS	85	446-725	.615	261-419	.623	76	71	90	258-10	928-10.9	1153-13.6

Walt Williams

ALL-AMERICA • 1992



**6-8, FORWARD/
GUARD**
HOMETOWN:
TEMPLE HILLS, Md.
PLAYED: 1989-92

On Williams: One of the most prolific scorers and most versatile players in the history of the program ... played for the Terps for four seasons despite the opportunity to turn professional early or transfer to another school because of the Terps' NCAA sanctions, and his loyalty to Maryland was one of the key reasons why Maryland was able to field competitive teams during that period ... as a senior he broke the school record for points in a season as he scored 776 (the old mark of 743 points was held by Len Bias in 1985-86) ... also broke the school record for scoring average with a 26.8 points per game mark (the old mark of 23.3 was held by Will Hetzel in

1968-69) ... earned considerable mention with a nation's best seven-game streak of 30 points or more as a senior ... was a finalist for the Wooden and Naismith Player of the Year awards as a senior ... closed his career as the school's No. 6 all-time scorer with 1,704 points ... his 16.2 points per game average is the eighth-best average in school history ... totaled 11 games with 30 or more points during his senior season and had 14 such games during his career — the most of any Terp player in history ... scored a career high of 39 points versus Wake Forest which is the fourth-best single-game total in school history ... represented the U.S. as a member of the U.S.A. National Team that competed in the Pan American Games prior to his senior season ... the Americans won the bronze medal in the tournament which was played in Havana, Cuba ... was drafted by the Sacramento Kings in the first round of the NBA college draft, the seventh pick overall, following his senior season ... has also played for the Miami Heat, Toronto Raptors, Portland Trail Blazers and Houston Rockets.



WALT WILLIAMS' CAREER STATISTICS

YEAR	GP	FGM-FGA	PCT.	3PM-3PA	PCT.	FTM-FTA	PCT.	AST	BLK	STL	PF-DQ	REBS-AVG	PTS-AVG
1988-89	26	75-170	.441	7-27	.259	33-53	.623	66	13	33	76-7	92-3.5	190-7.3
1989-90	33	143-296	.483	30-67	.448	104-134	.776	149	34	57	115-7	138-4.2	420-12.7
1990-91	17	109-243	.449	28-95	.295	72-86	.837	91	6	25	51-2	86-5.1	318-18.7
1991-92	29	256-542	.472	89-240	.371	175-231	.758	104	28	60	98-6	162-5.6	776-26.8
TOTALS	105	583-1251	.466	154-429	.359	384-504	.762	410	81	175	340-22	478-4.6	1704-16.2



Maryland's Award Winners



BOB McDONALD



GARY WARD



OWEN BROWN

ACC PLAYER OF THE YEAR

- 1979-80 Albert King
- 1984-85 Len Bias
- 1985-86 Len Bias
- 1994-95 Joe Smith

ACC ROOKIE OF THE YEAR

- 1978-79 Buck Williams
- 1993-94 Joe Smith

ACC COACH OF THE YEAR

- 1974-75 Lefty Driesell
- 1979-80 Lefty Driesell
- 1997-98 Gary Williams
(ACC Athlete Magazine)
- 1999-00 Gary Williams
(College Hoops Illustrated)

ALL-ACC SELECTIONS

- 1953-54 Gene Shue (1st)
- 1954-55 Bob Kessler (2nd)
- 1955-56 Bob Kessler (2nd)
- 1956-57 Bob O'Brien (2nd)
- 1957-58 Nick Davis (2nd)
- John Nacincik (2nd)
- 1958-59 Charles McNeil (2nd)
- 1959-60 Bob McDonald (2nd)
- 1960-61 Bob McDonald (2nd)
- 1962-63 Jerry Greenspan (2nd)
- 1964-65 Jay McMillen (2nd)
- 1965-66 Gary Ward (2nd)
- 1968-69 Will Hetzel (2nd)
- 1969-70 Will Hetzel (2nd)
- 1970-71 Jim O'Brien (2nd)
- 1971-72 Tom McMillen (1st)
- Len Elmore (2nd)
- 1972-73 Tom McMillen (1st)
- Len Elmore (2nd)
- 1973-74 Len Elmore (1st)
- John Lucas (1st)
- 1974-75 John Lucas (1st)
- Owen Brown (2nd)
- Brad Davis (2nd)
- Maurice Howard (2nd)
- 1975-76 John Lucas (1st)
- 1976-77 Brad Davis (2nd)
- 1978-79 Larry Gibson (2nd)
- 1979-80 Albert King (1st)
- Greg Manning (2nd)
- Buck Williams (2nd)
- 1980-81 Albert King (2nd)
- Buck Williams (2nd)
- 1982-83 Adrian Branch (2nd)
- Ben Coleman (2nd)
- 1983-84 Ben Coleman (2nd)
- 1984-85 Len Bias (1st)
- Adrian Branch (2nd)
- 1985-86 Len Bias (1st)
- 1986-87 Derrick Lewis (2nd)
- 1988-89 Tony Massenburg (3rd)
- Jerrod Mustaf (3rd)
- 1990-91 Matt Roe (3rd)

- 1991-92 Walt Williams (1st)
- 1993-94 Joe Smith (1st)
- Exree Hipp (HM)
- Johnny Rhodes (HM)
- Duane Simpkins (HM)
- 1994-95 Joe Smith (1st)
- Johnny Rhodes (3rd)
- Keith Booth (HM)
- Exree Hipp (HM)
- Duane Simpkins (HM)
- 1995-96 Johnny Rhodes (2nd)
- Keith Booth (3rd)
- Exree Hipp (HM)
- Duane Simpkins (HM)
- 1996-97 Keith Booth (1st)
- Loron Profit (HM)
- 1997-98 Rodney Elliott (3rd)
- Loron Profit (3rd)
- Obinna Ekezie (HM)
- 1998-99 Steve Francis (1st)
- Terence Morris (2nd)
- Loron Profit (3rd)
- Terrell Stokes (HM)
- 1999-00 Lonny Baxter (1st)
- Juan Dixon (1st)
- Terence Morris (2nd)
- Steve Blake (HM)

ALL-ACC TOURNAMENT

- 1954 Gene Shue (1st team)
- 1956 Bob Kessler (2nd)
- 1957 John Nacincik (2nd)
- 1958 Nick Davis (1st)
- Charles McNeil (1st)
- Al Bunge (2nd)
- 1961 Bill Stasiulatis (2nd)
- 1962 Jerry Greenspan (2nd)
- 1965 Jay McMillen (2nd)
- Gary Ward (2nd)
- 1972 Len Elmore (1st)
- Tom McMillen (1st)
- Jim O'Brien (2nd)
- 1973 Tom McMillen (1st)
- John Lucas (1st)
- Jim O'Brien (2nd)
- 1974 Tom McMillen (1st)
- John Lucas (1st)
- Maurice Howard (1st)
- Len Elmore (2nd)
- Owen Brown (2nd)
- John Lucas (1st)
- 1975 Maurice Howard (2nd)
- 1976 Steve Sheppard (2nd)
- 1978 Lawrence Boston (2nd)
- Larry Gibson (2nd)
- 1979 Larry Gibson (2nd)
- 1980 Albert King (1st, MVP)
- Greg Manning (1st)
- Ernest Graham (2nd)
- Buck Williams (2nd)
- 1981 Albert King (1st)

- Buck Williams (1st)
- Ernest Graham (2nd)
- 1984 Len Bias (1st, MVP)
- Ben Coleman (1st)
- Adrian Branch (2nd)
- Len Bias (1st)
- 1986 Keith Gatlin (2nd)
- 1988 Keith Booth (2nd)
- 1989 Tony Massenburg (1st)
- 1992 Walt Williams (2nd)
- 1995 Exree Hipp (2nd)
- Joe Smith (2nd)
- 1996 Keith Booth (2nd)
- 1997 Keith Booth (2nd)
- 1998 Rodney Elliott (2nd)
- 1999 Steve Francis (1st)
- 2000 Lonny Baxter (1st)
- Juan Dixon (1st)
- Terence Morris (2nd)

ACC PLAYER OF THE WEEK

- 1972-73 Tom McMillen
- Jim O'Brien
- 1973-74 John Lucas
- Len Elmore
- 1974-75 Tom Roy (2)
- John Lucas (2)
- 1975-76 Steve Sheppard
- Maurice Howard
- John Lucas
- 1977-78 Lawrence Boston
- 1978-79 Ernest Graham
- Albert King
- Greg Manning
- 1979-80 Albert King (2)
- Greg Manning
- 1980-81 Albert King (2)
- 1982-83 Adrian Branch
- Herman Veal
- 1983-84 Ben Coleman (2)
- Jeff Adkins
- Adrian Branch
- 1984-85 Len Bias
- Adrian Branch
- 1985-86 Len Bias (2)
- 1986-87 Derrick Lewis
- 1987-88 Derrick Lewis
- 1988-89 John Johnson
- 1989-90 Tony Massenburg
- 1991-92 Walt Williams
- 1992-93 Kevin McLinton
- 1994-95 Joe Smith (2)
- Johnny Rhodes
- 1995-96 Keith Booth
- Johnny Rhodes
- 1996-97 Keith Booth (2)
- 1997-98 Sarunas Jasikevicius
- 1998-99 Steve Francis (2)
- Loron Profit
- 1999-00 Lonny Baxter
- Juan Dixon (2)
- Terence Morris



Maryland's Award Winners

ACC ROOKIE OF THE WEEK

- 1970-71 Jim O'Brien (2)
Darrell Brown
Howard White
- 1971-72 Tom McMillen (4)
Len Elmore
- 1972-73 John Lucas (2)
- 1974-75 Brad Davis (3)
Steve Sheppard
- 1975-76 Larry Gibson
Lawrence Boston
- 1976-77 Bill Bryant (2)
Mike Davis
Jo Jo Hunter
- 1977-78 Greg Manning (2)
Albert King
- 1978-79 Buck Williams (3)
- 1981-82 Adrian Branch (3)
- 1982-83 Ben Coleman (2)
- 1983-84 Keith Gotlin
- 1984-85 Derrick Lewis (3 Times)
- 1985-86 John Johnson
- 1986-87 Teyon McCoy (2)
Steve Hood
- 1987-88 Brian Williams (2)
- 1988-89 Jerrod Mustof (3 Times)
- 1990-91 Garfield Smith
- 1992-93 Exree Hipp (2)
Johnny Rhodes (2)
- 1994-95 Joe Smith (6 Times)

ALL-SOUTHERN CONFERENCE

- 1930-31 Bosey Berger
Ed Ronkin
- 1932-33 Rufus Vincent
- 1935-36 Bernie Buscher
Vic Willis
- 1937-38 George Knepley
- 1938-39 George Knepley
Eddie Johnson
George DeWitt
- 1944-45 Jack Flynn
- 1948-49 Lee Browley

ALL-SOUTHERN CONFERENCE

TOURNAMENT

- 1931 Bosey Berger
Ed Ronkin
- 1939 George Knepley
- 1945 Jack Flynn
- 1951 Dick Koffenberger
- 1953 Gene Shue (MVP)

ACADEMIC ALL-AMERICA

- 1971-72 Tom McMillen (1st)
- 1972-73 Tom McMillen (1st)
- 1973-74 Tom McMillen (1st)
- 1980-81 Greg Manning (2nd)
- 1990-91 Matt Roe (1st)

PHI BETA KAPPA

- 1978-79 Eric Shrader

NCAA POST-GRADUATE

SCHOLARSHIP

- 1970 Tom Milroy (alt.)
- 1974 Tom McMillen
- 1981 Greg Manning
- 1991 Matt Roe

ALL-ACC ACADEMIC

- 1966-67 Joy McMillen
- 1968-69 Tom Milroy
- 1971-72 Tom McMillen
- 1972-73 Tom McMillen
- 1973-74 Tom McMillen
- 1976-77 Steve Sheppard
Brian Magid
- 1978-79 Greg Manning
- 1979-80 Greg Manning
- 1980-81 Greg Manning
- 1983-84 Charles Driesell
- 1984-85 Charles Driesell
- 1990-91 Matt Roe

SCHOLAR-ATHLETE AWARD

- 1989-90 Matt Roe
- 1990-91 Matt Roe
- 1991-92 Vince Broadnox
- 1992-93 Kurtis Shultz
- 1993-94 Kurtis Shultz
- 1994-95 Matt Raydo
- 1995-96 Matt Kovarik
- 1996-97 Matt Kovarik
- 1997-98 Matt Kovarik
- 1998-99 Matt Hohn
- 1999-00 Matt Hohn

MOST VALUABLE PLAYER

- 1969-70 Rod Horst
- 1970-71 Barry Yates
- 1971-72 Len Elmore
- 1972-73 Tom McMillen
- 1973-74 Tom McMillen
- 1974-75 John Lucas
- 1975-76 Maurice Howard
- 1976-77 Larry Gibson


- 1977-78 Larry Gibson
- 1978-79 Larry Gibson
- 1979-80 Albert King
- 1980-81 Albert King
- 1981-82 Adrian Branch
- 1982-83 Adrian Branch
Ben Coleman
- 1983-84 Ben Coleman
- 1984-85 Len Bias
- 1985-86 Len Bias
- 1986-87 Derrick Lewis
- 1987-88 Derrick Lewis
- 1988-89 Tony Massenburg
- 1989-90 Tony Massenburg
- 1990-91 Matt Roe
- 1991-92 Wolt Williams
- 1992-93 Kevin McLinton
- 1993-94 Joe Smith
- 1994-95 Joe Smith
- 1995-96 Johnny Rhodes
- 1996-97 Keith Booth
- 1997-98 Rodney Elliott
- 1998-99 Steve Francis
Terence Morris
- 1999-00 Terence Morris

MOST IMPROVED PLAYER

- 1969-70 Sparky Still
- 1970-71 Jim O'Brien
- 1971-72 Darrell Brown
- 1972-73 John Lucas
- 1973-74 Owen Brown
- 1974-75 Maurice Howard
- 1975-76 Brad Davis
- 1976-77 Lawrence Boston
- 1977-78 Greg Manning
- 1978-79 Ernest Groham
- 1979-80 Taylor Baldwin
- 1980-81 Steve Rivers
- 1981-82 Charles Pittman
- 1982-83 Len Bias
- 1983-84 Terry Long
- 1984-85 Jeff Baxter
Tom Jones
- 1985-86 Jeff Baxter
- 1986-87 Dave Dickerson
- 1987-88 Tony Massenburg
- 1988-89 Cedric Lewis
- 1989-90 Jesse Mortin
- 1990-91 Kevin McLinton
- 1991-92 Evers Burns
- 1992-93 Chris Kerwin
- 1993-94 Mario Lucas
Duane Simpkins
- 1994-95 Wayne Bristol
- 1996-97 Obinno Ekezie



EDDIE JOHNSON



MATT ROE



SPARKY STILL




All-Time Letterwinners

A



Acito, Joseph, 1944
Adams, Donald, 1926-27-28
Adkins, Jeff, 1982-83-84-85
Allen, John, 1929
Allen, Benjamin, 1936-37
Archer, Rudy, 1988
Anderson, Mike, 1990
Andarko, William, 1935
Arsnworthy, Frank, 1949-50
Auslander, Brian, 1969, 71
Avery, John, 1966-67-68

B



Baiz, Edward, 1942-43
Baker, Harmon, 1925
Balachow, David, 1945
Baldwin, Taylor, 1979-80-81-82
Barton, Joseph, 1962
Baxter, Jeff, 1983-84-85-86
Baxter, Lonny, 1999-00
Beamer, Francis, 1938-39
Beatty, William, 1924-25-26
Bechtie, Gerold, 1958-59-60
Behr, Samuel, 1945
Berger, Louis, 1930-31-32
Bengochea, Adam, 1938-39-40
Berlin, H.S., 1918-19
Bias, Leonard, 1983-84-85-86
Bilney, John, 1977-78-79-80
Bloke, Steve, 2000
Blonk, Charles, 1970-71-72
Blumberg, Norman, 1960-61
Bodell, Bob, 1971-72-73
Body, Robert, 1971-72-73
Baland, Samuel, NA
Baath, Keith, 1994-95-96-97
Bosley, Robert, 1945
Bosnic, Nick, 1994
Boston, Lawrence, 1976-77-78
Bowie, William, 1936-37
Boyd, Arthur, 1925-26-27
Boyle, John, 1975-76
Branch, Adrian, 1982-83-84-85
Brawley, C. Lee, 1949-50-51-52
Brayton, Neil, 1964-65-66
Brenner, John, 1942
Bristol, Wayne, 1992-93-94-95
Broadnax, Vince, 1989-90-91
Brooks, Ronald, 1952-53-54
Brown, Darrell, 1971-72-73
Brown, Owen, 1973-74-75
Brown, William, 1936-37
Bryant, Bernard, 1935
Bryant, William, 1936-37
Bryant, William, 1977-78
Buckley, John, 1945
Bunge, Al, 1958-59-60
Burch, Samuel, 1943
Burger, Joseph, 1924-25
Burns, Evers, 1990-91-92-93

C



Campbell, William, 1945
Cardwell, Lee, 1925-26
Carlson, Phillip, 1963-64-65
Carpenter, Conrad, 1962-63
Carter, Harald, 1934
Cartwright, Mark, 1972
Cephas, LaRon, 1998-99-00
Chalmers, George, 1930-31-32
Chamberlain, Kevin, 1990
Chase, Spencer, 1932-33-34
Chong, Eddie, 1989-90
Chronister, Jon, 1991-92
Clark, Jackie, 1964-65-66
Cohen, Morris, 1932
Cole, Kenneth, 1913-14
Coleman, Ben, 1983-84
Collins, James, 1938
Connelly, Thomas, 1951
Crawford, Mark, 1977
Crescanze, Edward, 1948
Croshtwait, Samuel, 1927
Cutler, Robert, 1958

D



Daly, Edward, 1935
Danko, Eugene, 1958-59
Davis, Brad, 1975-76-77
Davis, Mike, 1977-78
Davis, Nick, 1956-57-58
Davis, Todd, 1990-91-92
Day, S.E., 1913
Deon, Thurston, 1927-28-29
Darstyne, R.S., 1914
DeCosmo, Michael, 1964-65
Dewitt, George, 1939-40
Dickerson, David, 1986-87-88-89
Diffie, Granville, 1950
Dilworth, Robert, 1953-54-55
Dixan, Juan, 1999-00
Downing, Matt, 1991-92
Drescher, Richard, 1967-68
Driesell, Charles, 1982-83-84-85
Dudley, Aaron, 1991-92
Dunlop, Howard, 1956
DuVall, Mearle, 1940, 1942
Dyer, Harald, 1934

E



Edwards, John, 1946-47-48-49
Eicher, Robert, 1961-62-63
Eiseman, John, 1918-19
Ekezie, Obinna, 1996-97-98-99
Elliott, Rodney, 1995-96-97-98
Elmore, Len, 1972-73-74

Englebert, Erwin, 1944
Ensor, Lianel, 1924-25-26
Eskin, Neel, 1981-82-83-84
Etienne, Mox, 1989-90
Evans, Warren, 1933
Evans, William, 1928-29-30
Everett, Robert, 1953-54-55

F




Faber, John, 1924-25-26-27
Farmer, Edward, 1983
Farrell, Shown, 1978
Fellows, Frank, 1951, 1953
Fennel, E.O., 1944
Ferguson, Scott, 1962-63-64
Fetters, Robert, 1941-42
Fern, Gustav, 1957
Fields, Norman, 1996-97-98-99
Finniff, Doug, 1991
Flowers, Jay, 1970
Flynn, John, 1944-45-46
Fothergill, Mark, 1980, 82-83-84
Francis, Steve, 1999
Franklin, James, 1964-65-66
Franklin, William, 1965-66
Fuqua, Frank, 1955

G



Garrett, Ashton, 1941
Gatlin, Keith, 1984-85-86, 88
Gaylor, Robert, 1929-30
Gibson, Lawrence, 1976-77-78-79
Gilbert, H.D., 1919
Gilmore, Jack, 1941
Gleasner, John, 1946
Gordley, Larry, 1972
Graham, Ernest, 1978-79-80-81
Greco, Ralph, 1952-53-54
Greenspan, Gerald, 1961-62-63
Gregg, David, 1986
Groves, John, 1924
Guckeyson, Bill, 1935, 37

H



Hahn, Matt, 1997-98-99-00
Hahn, Billy, 1974-75-76
Hall, Irving, 1924
Halleck, James, 1957-58-59
Hammerlund, Robert, 1937
Hankin, Robert, 1950
Hardiman, Robert, 1955-56-57
Harrington, Joseph, 1965-66-67
Hart, Robert, 1978-79
Hathaway, Jeff, 1978-79
Headley, Coleman, 1938
Heagy, Al, 1928-29-30
Heatley, Jack, 1945
Heil, George, 1940
Heise, John, 1946-47
Henderson, David, 1977, 1979-80

Hess, Harry, 1930-31
Hetzal, Fred, 1928-29-30
Hetzal, Will, 1968-69-70
Hilden, Charles, 1968-69-70
Hipp, Exree, 1993-94-95-96
Hisle, John, 1932
Hite, Kelly, 1997
Hoffecker, Thomas, 1945
Holbert, Peter, 1981-82-83-84
Holden, Tahj, 2000
Hood, Steve, 1987-88
Horn, Hechert, 1942
Horst, Rod, 1968-69-70
Horton, Frank, 1992
Housley, Samuel, NA
Howard, Maurice, 1973-74-75-76
Hughes, Harry, 1946
Huntemann, Charles, 1913-14
Hunter, Jo Ja, 1977-78

I

Jackson, William, 1951
Jackson, Reggie, 1979-80-81-82
Joeck, Paul, 1945
James, Robert, 1942-43
Jarmoska, George, 1941
Jasikevicius, Sarunas, 1995-96-97-98
Jelus, Paul, 1960-61-62
Johnson, Edward, 1937-38-39
Johnson, James, 1951-52
Johnson, John, 1986-87-88-89
Johnson, Julius (Pete), 1967-68-69
Jones, Thomas, 1985-86
Janes, William, 1966-67-68
Judd, Donny, 1994-95

J




K



Kaluzienski, Matt, 1989-90
Kann, R.S., 1918
Kaplan, Zev, 1955
Karver, Mark, 1987-88
Kassel, Steve, 1979-80-81
Kosoff, Mitch, 1987-88-89-90
Kebeck, Steve, 1970-71
Keene, Robert, 1946
Keller, Charles, 1935-36-37
Kelleher, Charles, 1960-61-62
Kerwin, Chris, 1992-93
Kessler, Robert, 1954-55-56
King, Albert, 1978-79-80-81
Kinsman, James, 1943
Knepley, George, 1937-38-39
Knepley, Robert, 1942
Knode, Robert, 1919
Koffenberger, Dick, 1950-51-52
Kovarik, Matt, 1994-95-97-98
Krukar, Pete, 1958-59-60



L
 Ladd, Robert, 1957
 Loke, William, 1946
 Lonn, Alvin, 1948, 50
 Leuci, Victor, 1954
 Levin, Julius, 1933
 Levin, Morris, 1952-53
 Levine, Frank, 1933
 Lewis, Cedric, 1988-89-90-91
 Lewis, Derrick, 1985-86-87-88
 Lewis, Robert, 1964
 Linkous, Fred, 1926-27-28
 Lang, Terry, 1984-85-86
 Lucas, John, 1973-74-75-76
 Lucas, Morio, 1993-94-95-96
 Luney, William, NA




CEDRIC LEWIS

M
 MacDonald, Jan, 1968
 Mack, Charles, 1949-50
 Madigan, George, 1928-29-30
 Magid, Brian, 1976-77
 Manis, George, 1951-52-53
 Manning, Greg, 1978-79-80-81
 Mardesich, Mike, 1998-99-00
 Marshal, Alfred, NA
 Marshall, Ted, 1960-61-62
 Martin, Jesse, 1989-90
 Mossenburg, Tony, 1986, 1988-89-90
 May, Charles, 1930-31-32
 Mayala, Vinny, 1982-83-84-85-86
 Mays, H.W., 1911
 McCall, Colvin, 2000
 McCarthy, John, 1936-37-38
 McCay, Teyan, 1987-88, 90
 McCudy, Bruce, 1949
 McDonald, Robert, 1959, 61
 McDonald, Leib, 1941
 McGinnis, Wayne, 1957
 McHale, Richard, 1971
 McLinton, Kevin, 1990-91-92-93
 McMillen, James, 1965-66-67
 McMillen, Thomas, 1972-73-74
 McNeil, Charles, 1958-59
 McWilliams, Samuel, 1963-64
 Mercer, Alvin, 1973-74
 Merna, James, 1956
 Michelson, Sheldon, 1967-68
 Miller, Donny, 1999-00
 Miller, Thomas, 1966
 Milroy, Thomas, 1968-69-70
 Mobus, Paul, 1936-37
 Mondorf, Pershing, 1939-40
 Mant, Thomas, 1942-43, 47
 Moore, Dwight, 1953
 Moore, Perry, 1956-57-58
 Moran, Donald, 1951-52-53
 Marin, Matt, 1990-91-92
 Morley, Greg, 1979-80-81-82
 Marris, Alan, 1972-73
 Marris, John, 1932
 Morris, Terence, 1998-99-00
 Marris, William, 1913-14
 Mueller, Richard, 1964
 Multz, Milton, 1937-38, 40
 Murphy, William, 1957-58-59



JAY McMILLEN

N
 Murray, Robert, 1947-48-49, 55
 Mustaf, Jerrod, 1989-90
 Nacinaik, John, 1956-57-58
 Nakanua, Jeff, 1973
 Nared, Greg, 1986-87-88-89
 Neal, John, 1971-72
 Nevin, Phil, 1987
 Newsame, John, 1975-76
 Nicholas, Drew, 2000
 Nafsinger, Michael, 1960-61-62
 Norris, John, 1930-31-32
 Nuttle, Byron, 1943



GREG NARED

O
 O'Brien, Jim, 1971-72-73
 O'Brien, Robert, 1955-56-57
 Ochsenreiter, Eugene, 1939-40-41



JIM O'BRIEN

P
 Palmer, Bryan, 1983, 85
 Parker, Alvin, 1924
 Patton, Chris, 1975-76
 Pavlas, John, 1975-76-77
 Peck, Malvin, 1944, 47
 Peebles, Irving, 1924
 Petravic, Nemanja, 1993
 Pinacci, Peter, 1946
 Pittman, Charles, 1981-82
 Pitzer, John, 1930-31
 Poling, William, 1946
 Poroc, Richard, 1972-73-74
 Prins, Curtis, 1957
 Profit, Loran, 1996-97-98-99




BRYAN PALMER

R
 Radice, Julius, 1928-29-30
 Ready, Michael, 1919
 Rainge, Alan, 1992
 Raydo, Matt, 1994-95-96-97
 Reo, William, 1938-39-40
 Reyes, Andre, 1987
 Rhades, Johnny, 1993-94-95-96
 Rivers, Steve, 1981-82-83
 Robinson, Jonathan, 1980-81
 Rae, Matt, 1991
 Rankin, Edward, 1930-31-32
 Raaney, Partick, 1930
 Ray, Thomas, 1973-74-75



MATT ROE

S
 Sanderson, John, 1945-55-56
 Sanders, Harvey, 1970
 Schauffer, Charles, 1955-56
 Scheele, Thomas, 1935
 Schmidt, Francis, 1933
 Schraeder, David, 1961
 Schuerholz, Donald, 1942-43, 47
 Schultz, Logan, 1938
 Shaffer, Richard, 1939
 Shanahan, Gerry, 1960
 Sheppard, Steve, 1975-76-77
 Shrader, Eric, 1977-78-79
 Shue, Gene, 1952-53-54
 Shultz, Kurtis, 1992-93-94-95
 Shumate, John, 1947
 Siegrist, Ronald, 1948-49
 Simpkins, Duane, 1993-94-95-96
 Simms, Harvey, 1939
 Smallwood, Lawrence, 1928-29
 Smith, Alan, 1997-98
 Smith, Bernard, 1948-49-50
 Smith, Garfield, 1991-92
 Smith, Jae, 1994-95
 Snyder, Robert, 1933-34
 Sathoron, Narwood, 1934-35
 Stasiulatis, William, 1961-62-63
 Steiner, Carlton, 1942
 Steinman, Edward, 1964
 Stevens, James, 1918
 Stevens, Myron, 1925-26-27
 Stieber, Fred, 1933
 Still, James, 1970-71
 Stobaugh, Richard, 1969
 Stakes, Terrell, 1996-97-98-99
 Stone, Junior, 1918-19
 Strachan, John, 1951
 Suder, George, 1964
 Suit, Jack, 1941
 Sullivan, William, 1969
 Supplee, William, 1924-25-26,
 Sweeney, Doniel, 1963



STEVE SHEPPARD

T
 Taylor, Richard, 1949
 Thibeault, Mike, 1991-92-93
 Thomas, Fred, 1936-37
 Thurston, Robert, 1955
 Tillman, James, 1976-77
 Tamlinson, Chris, 1992-93-94-95
 Traps, Ernest, 1942-43
 Trimble, Japeth, 1972, 74
 Troxell, Walter, 1924-25-26
 Truax, Terry, 1967-68
 Tull, J.J., 1914
 Turyn, Victor, 1946-47
 Tuschok, Richard, 1944



ERNEST TRAPS

U
 Ulman, Bernard, 1941
 Vannois, Leon, 1940
 Veal, Herman, 1981-82-83-84
 Vincent, J.M., 1914
 Vincent, Rufus, 1932-33-34



HERMAN VEAL

W
 Wainwright, Troy, 1988-89-90
 Walker, George, 1933
 Walker, Rodney, 1988
 Waller, Edward, 1947
 Walsh, John, 1992-93
 Ward, Gary, 1964-65-66
 Watkins, Brian, 1997-98-99
 Walters, Albert, 1935-36-37
 Weber, George, 1933
 Webster, David, 1954-55
 Weidinger, Charles, 1940
 Weingarten, Julian, 1957-58
 Wharton, James, 1941
 Wheeler, Waverly, 1936-37-38
 White, Joseph, 1942
 White, Howard, 1971-72-73
 Wiles, F. Michael, 1969-70
 Wiles, Peter, 1960
 Williams, Charles, 1979-80-81
 Williams, Gary, 1965-66-67
 Williams, Walt, 1989-90-91-92
 Wilson, Robert, 1931-32
 Wilson, Robert, 1960-61
 Wilson, Len, 1913
 Winnemore, Augustine, 1929
 Wise, Richmond, 1964-65-66
 Woodward, Arthur, 1940-41
 Worthington, Charles, 1969
 Wright, Spencer, 1948-49



GARY WILLIAMS

Y
 Yates, Barry, 1971
 Yordy, Robert, 1945, 49
 Young, Curley, 1990
 Young, Thomas, 1953-54, 58
 Yowell, Roy, 1934



CURLEY YOUNG

Z
 Zalesak, Emanuel, 1924
 Zimmerman, James, 1935
 Zizokovic, Luba, 1993



LUBO ZIZAKOVIC



All-Time Terps In The NBA



KEITH BOOTH

KEITH BOOTH

Chicago Bulls, 1998-99

LAWRENCE BOSTON

Washington Bullets, 1980

ADRIAN BRANCH

Los Angeles Lakers, 1987
New Jersey Nets, 1988
Portland Trail Blazers, 1989
Minnesota Timberwolves, 1990

EVERS BURNS

Sacramento Kings, 1993

BEN COLEMAN

New Jersey Nets, 1987-88
Philadelphia 76ers, 1988-89
Milwaukee Bucks, 1991

BRAD DAVIS

Los Angeles Lakers, 1978-79
Indiana Pacers, 1979-80
Utah Jazz, 1980
Dallas Mavericks, 1981-92

MIKE DAVIS

New York Knicks, 1983

OBINNA EKEZIE

Vancouver Grizzlies, 2000
Washington Wizards, 2000-present

LEN ELMORE

Indiana Pacers, 1975-79
Kansas City Kings, 1980
Milwaukee Bucks, 1981
New Jersey Nets, 1982-83
New York Knicks, 1984

STEVE FRANCIS

Houston Rockets, 2000-present

JERRY GREENSPAN

Philadelphia 76ers, 1964-65

MAURICE HOWARD


Cleveland Cavaliers, 1977
New Orleans Jazz, 1977

ALBERT KING

New Jersey Nets, 1982-87
Philadelphia 76ers, 1988
San Antonio Spurs, 1989

JOHN LUCAS

Houston Rockets, 1977-78; 1985-86; 1990
Golden State Warriors, 1979-81
Washington Bullets, 1982-83
San Antonio Spurs, 1984
Milwaukee Bucks, 1987-88
Seattle SuperSonics, 1989



LEN ELMORE



BRAD DAVIS



ALBERT KING



All-Time Terps In The NBA



TONY MASSENBURG

TONY MASSENBURG

Son Antonio Spurs, 1991
 Chorlotte Hornets, 1992
 Boston Celtics, 1992
 Golden State Warriors, 1992
 L.A. Clippers, 1994-95
 Toronto Raptors, 1995-96
 Philodelphio 76ers, 1996
 New Jersey Nets, 1996-1997
 Vancouver Grizzlies, 1999, 2000-present
 Houston Rockets, 1999-2000

TOM McMILLEN

Buffolo Broves, 1976-77
 New York Knicks, 1977
 Atlanto Hawks, 1978-83
 Woshington Bullets, 1984-85

JERROD MUSTAF

New York Knicks, 1991
 Phoenix Suns, 1992-1994

JIM O'BRIEN

New York Nets, 1974
 Memphis Sounds (ABA), 1975

CHARLES PITTMAN

Phoenix Suns, 1983-86

LARON PROFIT

Washington Wizards, 2000-present

STEVE SHEPPARD

Chicogo Bulls, 1978-79
 Detroit Pistons, 1979

GENE SHUE

Philodelphio Warriors, 1955
 New York Knicks, 1955-56; 1963
 Fort Wayne Pistons, 1957
 Detroit Pistons, 1958-62
 Baltimore Bullets, 1964

JOE SMITH

Golden State Warriors, 1995-97
 Philadelphia 76ers, 1998
 Minnesota Timberwolves, 1998-present

BUCK WILLIAMS

New Jersey Nets, 1982-89
 Portlond Troil Blazers, 1990-96
 New York Knicks, 1997-99

WALT WILLIAMS

Sacramento Kings, 1992-96
 Miami Heat, 1996
 Toronto Raptors, 1996-98
 Portlond Troil Blazers, 1998-99
 Houston Rockets, 1999-present



BUCK WILLIAMS



JOE SMITH



WALT WILLIAMS



TERPS AS PRO COACHES

GENE SHUE

NBA COACH OF THE YEAR • 1969, 1982

Year	Team	Record	Postseason
1966-67	Baltimore Bullets	16-40	
1967-68	Baltimore Bullets	36-46	
1968-69	Baltimore Bullets	57-25	Eastern Div. Semis
1969-70	Baltimore Bullets	50-32	Eastern Div. Semis
1970-71	Baltimore Bullets	42-40	NBA Finals
1971-72	Baltimore Bullets	38-44	Eastern Conf. Semis
1972-73	Baltimore Bullets	52-30	Eastern Conf. Semis
1973-74	Philadelphia 76ers	25-57	
1974-75	Philadelphia 76ers	34-48	
1975-76	Philadelphia 76ers	46-36	
1976-77	Philadelphia 76ers	50-32	
1977-78	Philadelphia 76ers	2-4	
1978-79	San Diego Clippers	43-39	
1979-80	San Diego Clippers	35-47	
1981-82	Washington Bullets	39-43	Eastern Conf. Semis
1982-83	Washington Bullets	42-40	
1983-84	Washington Bullets	35-47	Eastern Conf. 1st Rd.
1984-85	Washington Bullets	40-42	Eastern Conf. 1st Rd.
1985-86	Washington Bullets	32-37	Eastern Conf. 1st Rd.
1987-88	Los Angeles Clippers	17-65	
1988-89	Los Angeles Clippers	10-28	
BULLETS TOTALS		522-505	.510
76ERS TOTALS		157-177	.470
CLIPPERS TOTALS		105-179	.348
NBA TOTALS		784-861	.477

JOHN LUCAS

Year	Team	Record	Postseason
1992	Miami Tropics (USBL)	24-4	USBL Champions
1993	Miami Tropics (USBL)	14-5	USBL Champions
1992-93	San Antonio Spurs	39-22	Western Conf. Semis
1993-94	San Antonio Spurs	55-27	Western Conf. 1st Rd.
1994-95	Philadelphia 76ers	24-58	
1995-96	Philadelphia 76ers	18-64	
SPURS TOTALS		94-49	.658
76ERS TOTALS		42-122	.256
TROPICS TOTALS		38-9	.809
OVERALL TOTALS		174-180	.491



JOHN LUCAS

Terps' NBA Draft History

ALL-TIME DRAFT PICKS

Year	Selection (Round, Team)
1954	Gene Shue (1st Round, #3 overall, Philadelphia)
1955	Bab Kessler (2nd/Fort Wayne)
1958	John Nacincik (3rd/Syracuse)
	Nick Davis (11th/Philadelphia)
1960	Al Bunge (1st, #7 overall/Philadelphia)
	Charlie McNeil (6th/New York)
	Jerry Bechtle (16th/New York)
1963	Jerry Greenspan (3rd/Syracuse)
1966	Gary Ward (6th/Boston)
1967	Jay McMillen (9th/L.A. Lakers)
	Jae Harrington (11th/Boston)
1970	Will Hetzel (9th/Baltimore)
1971	Barry Yates (8th/Philadelphia)
1973	Jim O'Brien (3rd/Portland)
	Bob Bodell (10th/Seattle)
	Howard White (14th/Washington)
1974	Tom McMillen (1st, #9 overall/Buffalo)
	Len Elmore (1st/#13 overall/Washington)
1975	Tom Roy (3rd/Portland)
	Owen Brown (9th/Phoenix)
1976	John Lucas (1st, #1 overall/Houston)
	Maurice Haward (2nd/Cleveland)
1977	Brod Davis (1st, #15 overall/L.A. Lakers)
1978	Larry Boston (4th/Washington)
1979	Larry Gibsan (3rd/Milwaukee)
1981	Buck Williams (1st, #3 overall/New Jersey)
	Albert King (1st, #10 overall/New Jersey)
	Ernest Graham (3rd/Philadelphia)
	Greg Manning (7th/Denver)
1982	Charles Pittman (3rd/Phoenix)
1984	Ben Coleman (2nd/Chicago)
	Herman Veal (6th/Phoenix)
	Mark Fathergill (8th/Phoenix)
1985	Adrian Branch (2nd/Chicago)
1986	Len Bias (1st, #2 overall/Boston)
1988	Derrick Lewis (3rd/Chicago)
1990	Jerrad Mustaf (1st, #17 overall/New York)
	Tony Massenburg (2nd/San Antonio)
1992	Walt Williams (1st, #7 overall/Sacramento)
1993	Evers Burns (2nd/Sacramento)
1995	Joe Smith (1st, #1 overall/Golden State)
1997	Keith Booth (1st, #28 overall/Chicago)
1999	Steve Francis (1st, #2 overall/Vancouver)
	Obinna Ekezie (2nd/Vancouver)
	Laron Profit (2nd/Orlando)

FIRST ROUND DRAFT PICKS

Player, Team	Year	Number
Gene Shue, Philadelphia	1954	3
Al Bunge, Philadelphia	1960	7
Tom McMillen, L.A. Lakers	1974	9
Len Elmore, Washington	1974	13
Jahn Lucas, Houston	1976	1
Brad Davis, L.A. Lakers	1977	15
Buck Williams, New Jersey	1981	3
Albert King, New Jersey	1981	10
Len Bias, Boston	1986	2
Jerrad Mustaf, New York	1990	17
Walt Williams, Sacramento	1992	7
Joe Smith, Golden State	1995	1
Keith Booth, Chicago	1997	28
Steve Francis, Vancouver	1998	2

TERPS DRAFTED BY ROUND

First Round	14
Second Round	8
Third Round	8
Fourth Round	1
Fifth Round	0
Sixth Round	3
Seventh Round	1
Eighth Round	2
Ninth Round	3
Tenth Round	1
Eleventh Round	2
Fourteenth Round	1
Sixteenth Round	1



JOE SMITH WITH DAVID STERN



Terps' NBA Draft History

WASHINGTON, D.C. — Buoyed by three first and second round draft picks from Washington, D.C.'s MCI Center at the 1999 NBA Draft, Maryland and Gary Williams have asserted themselves in recent years among the most prominent schools in developing NBA talent.

What's more, Maryland's Steve Francis, the No. 2 pick in that '99 draft, went on to become the NBA's Co-Rookie of the Year last season. Joining Francis in the '99 draft bonanza were teammates Obinna Ekezie and Laron Profit, giving the Terps three selections in a single draft for the fourth time in school history. Chosen by the Vancouver Grizzlies to give Maryland three lottery selections in just an eight-year span, Francis was traded in the preseason to the Houston Rockets for whom he led all NBA rookies with 6.6 steals in 1999-00, and was the second-leading rookie scorer with 18 points per game.

Speculation raged before the '99 draft that the Chicago Bulls, with the No. 1 overall selection, would select Francis. Had Francis been the No. 1 overall selection, Maryland would have become the first school in NBA history to have three No. 1 selections. Previously, John Lucas was the top pick by the Houston Rockets in 1976 and Joe Smith was picked first by the Golden State Warriors in 1995.

The Terps' draft windfall brought to four the number of all-time Maryland lottery selections — tied for eighth among all NCAA schools. Francis' selection with the No. 2 overall pick brought to three the number of lottery selections at Maryland under head coach Gary Williams. Overall, five Maryland players and seven overall since 1987 have played for Gary Williams and become first-round draft picks with guaranteed contracts.

Since Williams' arrival at Maryland to begin the 1990 season, a total of 10 players (an average of one per season) have begun their professional careers as NBA draft choices. During his career, an incredible total of 23 players (an average of more than one per year) have been NBA draft choices.



STEVE FRANCIS



LARON PROFIT



OBINNA EKEZIE

GARY WILLIAMS' NBA DRAFT PICKS

1999	Steve Francis	Maryland/Vancouver Grizzlies
	Obinna Ekezie	Maryland/Vancouver Grizzlies
	Laron Profit	Maryland/Orlando Magic
1997	Keith Booth	Maryland/Chicago Bulls
1995	Joe Smith	Maryland/Golden State Warriors
1993	Evers Burns	Maryland/Sacramento Kings
1992	Jim Jackson	Ohio State/Dallas Mavericks*
	Walt Williams	Maryland/Sacramento Kings
1990	Jerrold Mustaf	Maryland/New York Knicks
	Tony Massenburg	Maryland/San Antonio Spurs
1989	Dana Barros	Boston College/Seattle SuperSonics
	Jay Bursan	Ohio State/San Antonio Spurs
	Chris Jent	Ohio State/Chicago Bulls
1987	Dennis Hopson	Ohio State/New Jersey Nets
1986	Dominic Pressley	Boston College/Seattle SuperSonics
1985	Michael Adams	Boston College/Sacramento Kings
	Stu Primus	Boston College/Indiana Pacers
1984	Martin Clark	Boston College/Philadelphia
	Jay Murphy	Boston College/Golden State
1983	John Garris	Boston College/Cleveland Cavaliers
	Ron Crevier	Boston College/Chicago Bulls
	Gordon Austin	American/Philadelphia 76ers
	Boo Bowers	American/Cleveland Cavaliers

* recruited to Ohio State by Gary Williams

MARYLAND'S LOTTERY HISTORY

TEAMS WITH TWO NO. 1 OVERALL PICKS

Maryland: John Lucas, 1976; Joe Smith, 1995
 Georgetown: Patrick Ewing, 1985; Allen Iverson, 1996
 Houston: Elvin Hayes, 1968; Hakeem Olajuwon, 1984
 Michigan: Cazzie Russell, 1966; Chris Webber, 1993
 No. Carolina: James Worthy, 1982; Brad Daugherty, 1986
 Purdue: Joe Barry Carroll, 1980; Glenn Robinson, 1994
 UCLA: Kareem Abdul-Jabbar, 1969; Bill Walton, 1974

MOST ALL-TIME LOTTERY PICKS

T1. Duke (8)	T11. Arkansas (3)
North Carolina (8)	Cincinnati (3)
3. Michigan (7)	Connecticut (3)
T4. Arizona (5)	Kansas (3)
Georgetown (5)	Louisville (3)
Kentucky (5)	Memphis (3)
UNLV (5)	NC State (3)
T8. Maryland (4)	Utah (3)
California (4)	
Georgia Tech (4)	

GARY WILLIAMS' NBA FIRST ROUND DRAFT PICKS

1999	Steve Francis (#2 overall)	Maryland/Vancouver Grizzlies
1997	Keith Booth (#28 overall)	Maryland/Chicago Bulls
1995	Joe Smith (#1 overall)	Maryland/Golden State Warriors
1992	Jim Jackson (#5 overall)	Ohio State/Dallas Mavericks
1992	Walt Williams (#7 overall)	Maryland/Sacramento Kings
1990	Jerrold Mustaf (#17 overall)	Maryland/New York Knicks
1987	Dennis Hapson (#3 overall)	Ohio State/New Jersey Nets



UNIVERSITY OF MARYLAND

IN THIS SECTION	
University of Maryland	166
Colleges and Schools	168
President C.D. Mote, Jr.	170
A.D. Deborah A. Yow	171
Athletic Administration	172
Academic Support & Career Dev.	174
Distinguished Alumni	177
Sports Medicine	178
Strength & Conditioning	179
Terropin Club	180
Major Gift Fundraising	181
The M Club	181
Athletic Staff Directory	182
Maryland Coaches Directory	182
Cole Field House	184
History of Cole Field House	184
Terps on the Air	188
Covering the Terps	189
Media Information	190
TV/Radio Chart	192



Leading the Way into the 21st Century

- A CARNEGIE RESEARCH-I UNIVERSITY
- MEMBER, ASSOC. OF AMERICAN UNIVERSITIES (AAU)
- FLAGSHIP OF THE UNIVERSITY SYSTEM OF MARYLAND
- DIVISION I NCAA ATHLETICS

"Strive for clarity, but accept and understand ambiguity."

That phrase captures one way in which an educated person approaches the world and its challenges. Students who graduate from the University of Maryland have been exposed to the tools that allow them to put that perspective to work. Imparting such a perspective may be an ambitious project for undergraduate education, but to aim for anything less would be unworthy of a great university's goals for its students. Ten years ago, Promises to Keep, a plan for undergraduate education at Maryland, articulated those goals so eloquently we repeat them here.

Undergraduate education at Maryland "aims to provide students with a sense of identity and purpose, a concern for others, a sense of responsibility for the quality of life around them, a continuing eagerness for knowledge, and understanding, and a foundation for a lifetime of personal enrichment."

As we learn with and from one another, we try to "develop human values," "celebrate tolerance and fairness," "contribute to the social conscience," "monitor and assess private and collective assumptions," and "recognize the glory, tragedy and humor of the human condition."

Your years at the University of Maryland can provide you with all the tools you need to accomplish these goals. Students here are "educated to be able to read with perception and pleasure, write and speak with clarity and verve, handle numbers and computation proficiently, reason mathematically, generate clear questions and find probable arguments, reach substantiated conclusions, and accept ambiguity."

And we also hope you enjoy the journey.

University of Maryland

The Campus

The University of Maryland, College Park, is the most comprehensive institution of higher education, research and service in the state. The university offers 100 undergraduate majors, 88 master's programs and 69 doctoral programs in 13 colleges and schools.

The university is one of only 30 public research universities that are members of the prestigious 58-member Association of American Universities. It is classified as a Research-I university by the Carnegie Foundation by virtue of the range of its baccalaureate programs, the amount of federal support received and the number of doctoral degrees awarded each year, sharing that honor with the top research universities in the country.

Among the public universities in the Association of American Universities, Maryland ranks among the top in percentage of African-American undergraduate students. In addition, the university has the largest number of African-Americans and other minority members among its peers.

Flagship Status

In 1988, the University of Maryland, College Park, was designated as the flagship institution for the University System of Maryland. As well as pursuing a serious research mission and continuing its high level of service to the state, the university rededicated itself to providing the highest quality graduate and undergraduate education. Increased undergraduate opportunities for research and individual study; the development of the College Park Scholars Program and the expansion of the University Honors Program; the genesis of Honors Humanities and Gemstone; the creation of CORE, the general education program; and the establishment of the Center for Teaching Excellence all affirmed the legislature's designation of flagship.

Libraries

Seven libraries make up the University of Maryland library system: McKeldin (main) Library, Architecture Library, Art Library, Engineering and Physical Sciences Library, Hornbake Library, Performing Arts Library, White Memorial (Chemistry) Library.

These libraries constitute the largest university research library institution in the Washington metropolitan area, providing vital resources to researchers, visiting scholars, and businesses throughout the region. The libraries' holdings include more than 2.5 million volumes, 24,000 subscriptions to periodicals and nearly 5 million items available in microfilm format.

Research

Opportunities for conducting research abound at the University of Maryland, College Park, and in the surrounding area, both for fac-

ulty to advance their own expertise and bring their insights into the classroom, and for students to begin their exploration of their special interests with practical experience. On campus, special facilities and a number of organized research centers, bureaus, and institutes promote the acquisition and analysis of new knowledge in the arts, sciences and applied fields.

The university's enviable location — just nine miles from downtown Washington, D.C., and approximately 30 miles from both Baltimore and Annapolis — enhances the research of its faculty and students by providing access to some of the finest libraries and research centers in the country.

Service

Programs of public service are central to the overall mission of the university. The philosophy is reflected in the wide array of programs and initiatives that benefit the state's business, agriculture and education communities.


With more than 90 high technology firms in the three-county area of Montgomery, Prince George's and Frederick counties, the university has found abundant opportunity to extend its business and technology outreach programs to the region. Many of these programs are part of the Engineering Research Center, which operates the Technology Advancement Program and the Maryland Industrial Partnerships, programs designed to provide Maryland entrepreneurs and small businesses with research facilities, technical assistance, administrative support, and access to technology that will advance their economic base.

The Institute for Systems Research has formed partnerships with major corporations, including Lockheed Martin, Westinghouse, BF Goodrich, Hughes Aircraft and Dupont to apply advanced systems research to solving industry problems in the fields of communications, manufacturing, controls and robotics.

The University of Maryland features a diversity of cultural and recreational activities. Four art galleries, more than 200 annual musical performances and countless dance and theater productions, expose audiences to the broadest range of programs in the arts. And intercollegiate, club and intramural sports provide students of all levels an opportunity to participate as spectators or athletes.

A Wired World

Students at the University of Maryland are part of an academic community that enjoys free access to networked computer resources and facilities that are among the best in the country. Free computer accounts enable users to store class work on a networked server, download classroom support materials and other electronic information from campus networked resources such as inforM, or send electronic mail to faculty, fellow students or friends at other universities.





Maryland's Colleges and Schools

COLLEGE OF AGRICULTURE AND NATURAL RESOURCES

The College of Agriculture and Natural Resources offers a variety of academic programs that apply science, management, design, and engineering to improve the world in which we live and work. Feeding the world population, developing scientifically-based land use practices and policies, understanding animal and plant biology, improving nutrition and its effects on human health, and profitably managing farms and agribusinesses in harmony with ecosystems are all vital concerns of the college.

SCHOOL OF ARCHITECTURE

The School of Architecture offers a four-year undergraduate program leading to the bachelor of science degree in architecture, and a graduate program leading to the professional master of architecture. The undergraduate major in architecture is designed to minimize the time required to complete the curriculum leading to the professional degree. Students receive rigorous and comprehensive instruction from a faculty whose members are active in professional practice or research. Many faculty members have distinguished themselves across the professional spectrum and represent different approaches to architectural design. The B.S. degree in architecture will qualify graduates to pursue a career in any number of fields, such as construction, real estate development, public administration, or historic preservation, or to continue in graduate work in professional fields such as architecture, urban planning, or law.

COLLEGE OF ARTS AND HUMANITIES

The College of Arts and Humanities embraces a heterogeneous group of disciplines, all of which value the development of critical thinking, fluent expression in writing and speech, sensitivity to ethical and aesthetic standards, and a complex understanding of history and culture. Preparation provides valuable background for careers in a broad range of fields.

COLLEGE OF BEHAVIORAL AND SOCIAL SCIENCES

The College of Behavioral and Social Sciences is comprised of a diverse group of disciplines and fields of study all of which emphasize a broad liberal arts education as the foundation for understanding the environmental, social and cultural forces that shape our world. Disciplines in the behavioral and social sciences use approaches that range from the scientific to the philosophical, from the experimental to the theoretical.

ROBERT H. SMITH SCHOOL OF BUSINESS

The Robert H. Smith School of Business recognizes the importance of education in business and management to economic, social, and professional development through profit and non-profit organizations at the local, regional, national and international levels. The faculty are scholars, teachers, and professional leaders with a commitment to superior education in business and management, specializing in accounting, finance, decision and information sciences, management science and statistics, management and organization, marketing, logistics and transportation, and business and public policy.

COLLEGE OF COMPUTER, MATHEMATICAL, AND PHYSICAL SCIENCES

The College of Computer, Mathematical, and Physical Sciences contributes very substantially and effectively to the research activities of the University of Maryland. This college is like a technical institute within a large university. Students majoring in any one of the disciplines encompassed by the college have the opportunity of obtaining an outstanding education in their field.



COLLEGE OF EDUCATION


The College of Education is a professional college committed to advancing the science and art of teaching/learning, including the practices and processes which occur from infancy through adulthood in both school and non-school settings. The college's mission is to provide preparation for current and future teachers, counselors, administrators, educational specialists, and other related educational personnel, and to create and disseminate the knowledge needed by professionals and policy makers in education and related fields.

A. JAMES CLARK SCHOOL OF ENGINEERING

The mission of the Clark School of Engineering is to provide quality engineering education, with sufficient scope to include both fundamental and specialized engineering training, so that graduates are prepared to serve the current and emerging needs of society. In addition to its teaching role, the school feels a related responsibility to conduct strong research programs that contribute to the advancement of knowledge.

COLLEGE OF HEALTH AND HUMAN PERFORMANCE

The College of Health and Human Performance provides preparation leading to the bachelor of science degree in the following professional areas: physical education (K-12), health education (school and community), and family studies. The college also offers curricula in kinesiological sciences and safety education. In addition, each department offers a wide variety of courses for all university students.



COLLEGE OF JOURNALISM

Located just nine miles from the nation's capital and 30 miles from the bustling commercial part of Baltimore, the College of Journalism is one of six comprehensive journalism schools in the 10 states stretching from New York to Virginia - the nation's most populous region. But the college has a lot more than geography going for it. The National Assessment of Journalism Education by the Freedom Forum Media Studies Center at Columbia University designated the college one of "Eleven Exemplary Journalism Schools" nationwide: those that surpass others in criteria including teaching, research, facilities and job placement.

COLLEGE OF LIBRARY AND INFORMATION SERVICES

The College of Library and Information Services offers degree programs for individuals interested in careers in information services and management. At the master's level, students may specialize in several fields, including archival studies, geographic information systems, health information services, school library media services, and science and technology information systems.

COLLEGE OF LIFE SCIENCES

The College of Life Sciences offers educational opportunities for students in subject matters relating to living organisms and their interaction with one another and with the environment. Programs of study include those involving the most fundamental concepts of biological science and chemistry and the use of knowledge in daily life, as well as the application of economic and engineering principles in planning the improvement of life.

SCHOOL OF PUBLIC AFFAIRS

The School of Public Affairs provides graduate-level, professional education to men and women interested in careers in public service. Five disciplines are emphasized: finance, statistics, economics, politics, and ethics. Students specialize in international security and economic policy, public sector financial management, environmental policy, or social policy.



Maryland, No Better Place To Be...

Did You Know?

- Maryland has top 20 ranked programs in engineering, computer science, physics, journalism, business, art history, economics, criminology, mathematics, oceanography, astronomy, education, agricultural economics and others.
- The University Honors Program was selected as one of the nation's nine best in *ARCO's Guide to Ivy League Programs at State School Prices*.
- The university collaborates with more than 280 businesses through its Maryland Industrial Partnerships program. The university's incubator has spawned 20 new companies; three have been recognized as among the fastest growing in the state.
- Maryland is the only university in the southeast quadrant of the United States to have both engineering and business programs ranked in the top 25 by *U.S. News and World Report*. The College of Education also ranks in the top 25.
- Maryland is in the top three of non-historically black institutions in number of African-Americans receiving bachelor's degrees.
- In a 1995 study, the Department of Criminology and Criminal Justice was rated the highest quality research program in the nation by the *Journal of Criminal Justice Education*.
- The College of Journalism was selected as one of two sites in the U.S. for the Hubert H. Humphrey Fellowship Program, and named one of the nation's top communications programs by the Gannett Center for Media Studies.
- Last year, faculty researchers at Maryland were awarded more than \$155 million in competitively funded research and development awards.
- No other university in the Mid-Atlantic Region has more top 20 graduate programs in computer, mathematical, physical sciences, and engineering disciplines than the University of Maryland, according to a recent analysis by the National Research Council.
- With more than 900 high technology firms in the three-county area of Montgomery, Prince George's and Frederick, the university has found abundant opportunity to extend its business and technology outreach programs to the region.
- The reputation of the School of Music promises to grow when the \$100 million Clarice Smith Performing Arts Center opens in 2001.

MORE, BETTER STUDENTS WANT TO GO TO MARYLAND

The University of Maryland projects another record-breaking year for the quality of admitted students. The number of applications, GPAs and SAT scores all were up from the same time last year.

For the last 10 years, the quality of students being admitted to the University of Maryland has risen steadily. Average GPAs for incoming freshmen have risen from just under 3.0 to a projected 3.69, SAT scores of the middle 50 percent have gone from 980-1,150 to a projected 1,170-1,340, and the number of students with SAT scores above 1,300 has increased from 234 to a projected 1,155.

The University of Maryland has the state's largest concentration of academically talented students, with more than one-third of them enrolled in the invitation-only Honors, Honors Humanities, College Park Scholar or Gemstone programs.



Why There's No Better Place

There is no better place to be than the University of Maryland. As *Washingtonian* magazine noted in its December, 1997 issue, "...kids are turning down schools like Princeton and Virginia to go to College Park." With its top-ranked academic programs, nationally recognized faculty, diverse population and lush 1,580-acre campus located between Washington, D.C., and Baltimore, Md., it's no wonder the University of Maryland is a sought-after destination for some of the state's — and the country's — best and brightest students.

Attracting them are more than 100 majors and some of the highest ranked programs in the country. For instance, in the latest *U.S. News & World Report* rankings, University of Maryland ranked 22nd among national public universities. Among graduate schools, the Clark School of Engineering tied for 17th nationally; the Robert H. Smith School of Business graduate program ranked 26th; the computer science Ph.D program in the College of Computer, Mathematical and Physical Sciences ranked 11th; the College of Education ranked 22nd; and the College of Library and Information Services ranked 14th. The College of Business also has been named one of the country's top business schools for entrepreneurs by *Success* magazine.

For exceptional students seeking an exceptional education at the University of Maryland, College Park, there are a number of programs designed to enrich the learning experience. Among them are the Honors Program, ranked among the nine best in the country by *ARCO's Guide to Ivy League Programs at State School Prices*; College Park Scholars, which encourages students who share common intellectual interests to live and study together in 10 specialty areas; and the Gemstone Program, which links student teams from engineering, the humanities, business and the physical sciences in a four-year research project.

Supporting the research needs of students and faculty are some of the country's best research facilities. In 1994, the largest, most technically advanced research archives in the world — National Archives II — moved to College Park. In addition, just outside of College Park are the Library of Congress, the Smithsonian Institution and the National Libraries of Agriculture and Medicine, among others. The university itself has the most comprehensive library system in the area.

High tech, engineering and service industries thrive in proximity to the campus, offering a wide spectrum of internship and work-study opportunities that only a major metropolitan area can provide. The Kennedy Center alone houses the National Symphony Orchestra, five performance stages, an opera company, and the American Film Institute. In Baltimore, one of the great ports of the world, the Inner Harbor has become a cultural magnet for thousands of tourists each year, offering the National Aquarium, the Maryland Science Center, and other attractions.

Whether your focus is the sciences or the humanities, a small town atmosphere or a metropolitan feel, the University of Maryland, College Park offers a wide range of educational and cultural opportunities. There is no better place to be than the University of Maryland, College Park.



President C.D. Mote, Jr.

C.D. (Don) Mote Jr. took office as president in September 1998 with a clear vision for taking the University of Maryland down the home stretch to its destiny as one of America's great research universities.

Mote came to Maryland from the University of California at Berkeley, where he had earned all of his degrees, and where he had served in faculty and administration more than 30 years. He had most recently been vice chancellor for university relations.

In Maryland, he found a university already well on its way to achieving the greatness envisioned when the General Assembly declared it the flagship institution of the University System of Maryland. Mote immediately took a leadership role on the Governor's Task Force on Governance, Coordination and Funding of the University System of Maryland to gain greater autonomy and flexibility for the university to pursue its goals. He followed that by working closely with state leaders to boost university funding for new programs, scholarships and faculty, gaining a 10 percent appropriations increase in his first year and matching that level of increase again in his second year.

Mote spelled out in his inauguration address his vision of Maryland as a great research university, where teaching and research are "inseparable." In this plan, the faculty creates a culture of excellence that permeates the university, student success is the center of all activity, and the extended Maryland family of alumni

and friends grows rich in pride and tradition.

Mote observed that "a decade ago, we dreamed the impossible - the great research university. Then we sought the improbable - the great research university. Soon we will grasp the inevitable - the great research university."

High achievement has been Dan Mote's life, from his student days at the University of California at Berkeley, through his years as an outstanding teacher and world-renowned researcher and his leadership of a highly successful capital campaign at Berkeley. He arrived in College Park determined to continue the same level of achievement in his new post.

After earning his doctorate in engineering mechanics from Berkeley in 1963, Mote spent a year as a research fellow at the University of Birmingham in England, then three years as assistant professor of mechanical engineering at the Carnegie Institute of Technology in Pittsburgh before returning to Berkeley in 1967.

There he stayed for more than 30 years before coming to Maryland. He was promoted to professor in 1973.

Mote served two terms as vice chair of mechanical engineering and served as chair from 1987 to 1991. At that time, he was appointed to the endowed FANUC Chair in mechanical systems, in addition to being named vice chancellor for university relations, the post he held until accepting the presidency at Maryland in 1998.

Mote has participated with distinction in every phase of the academic enterprise, including classroom teaching, working with students, basic research, applied research and service to the university and the community.

Much respected by his students, Mote earned the 1971 Distinguished Teaching Award and the 1975 Pi Tau Sigma Excellence in Teaching Award for the University of California. He has supervised the research of more than 50 doctoral students, including several who are still in progress, and more than 60 master's theses. He has continued teaching and supervising graduate students even during his administrative assignments, and several of his graduate students from Berkeley commute to Maryland to meet with him as they finish their dissertations. Mote has stated his intention to teach and work with graduate students at Maryland as well.

Mote's research activities have focused on dynamic systems, instrumentation, vibration and biomechanics. He has achieved international recognition for his work on the stability of gyroscopic systems, including high-speed translating and rotating systems such as circular and band saws, computer memory disks and tapes. He also has researched the biomechanics of skiing injuries and the development of safer ski bindings. His research has resulted in more than 300 scholarly publications as well as patents in the United States, Norway, Finland and Sweden.

A registered professional engineer in California, Mote has served in numerous capacities for professional societies, including the National Academy of Engineering (NAE), the American Society of Mechanical Engineers (ASME) and the American Society for Testing and Materials (ASTM), and is co-editor of its biannual research series, "Skiing Trauma and Safety."



Mote's work has been supported continuously since 1962 by the National Science Foundation, and he also has received research fellowships from the Royal Norwegian Council for Scientific and Industrial Research, the American Society of Mechanical Engineers International elected him to honorary membership in 1975, and he has been elected as well to fellow grade in the International Academy of Wood Science, the Acoustical Society of America and the American Association for the Advancement of Science.

He was elected to the prestigious National Academy of Engineering in 1988, and in that same year was awarded the Humboldt Prize by the Federal Republic of Germany. In 1991, the Japan Society for the Promotion of Science awarded him a fellowship.

In 1992, he conceived, designed and implemented a \$1.1 billion comprehensive capital campaign, which has exceeded \$1 billion to date.

By the end of Mote's second year at Maryland, the university's ongoing capital campaign, *Bold Vision • Bright Future*, had raised nearly \$300 million of a \$350 million goal, including such landmark donations as Clarice Smith's \$15 million for the Clarice Smith Performing Arts Center and Comcast Corporation's \$20 million for the Comcast Center.

But Mote has said repeatedly that development and capital campaigns are not principally about raising money.

"They are about the university building relationships, with its alumni and friends of the university through the quality people and quality programs on campus. If we succeed in building authentic relationships, fund-raising happens as easily as the women's lacrosse team scores a goal."

Mote and his wife Patsy live in the President's Residence on the College Park campus. They have two grown children and four grandchildren.

UNIVERSITY SYSTEM OF MARYLAND

- Dr. Donald N. Langenberg, Chancellor
- Charles R. Middleton, Vice Chancellor for Academic Affairs
- Joseph F. Vivano, Vice Chancellor for Administration and Finance
- Jahn K. Martin, Vice Chancellor for Advancement

BOARD OF REGENTS

- Nathan A. Chopman, Chairman (Howard County)
- Lance W. Billingsley (Prince George's County)
- Thomas B. Finon, Jr. (Allegany County)
- Michael C. Gelman (Montgomery County)
- Louise Michaux Gonzales (Baltimore)
- Nina Radale Houghton (Queen Anne's County)
- Steny H. Hoyer (St. Mary's County)
- Leronia Arnetta Jasey (Baltimore)
- Clifford M. Kendall (Montgomery County)
- Jeang H. Kim (Montgomery County)
- Adm. Charles R. Loran, USN (Ret.) (Anne Arundel County)
- Lillian Habsan Lincoln (Prince George's County)
- David H. Nevins (Baltimore County)
- Kevin G. Oxendine (Student Regent)
- Joseph D. Tydings (Baltimore County)
- Henry A. Virts, ex officio (St. Mary's County)
- William T. Wood (Montgomery County)

UNIVERSITY ADMINISTRATION

- Dr. Clayton Daniel "Dan" Mate, Jr., President
- Dr. J. Terrance Raach, Executive Assistant to the President
- Dr. Gregory L. Geaffray, Sr. Vice President for Academic Affairs, Provost
- Dr. Charles F. Sturtz, Vice President for Administrative Affairs
- Dr. William L. Thomas, Jr., Vice President for Student Affairs
- Dr. William Destler, Vice President of Research
- Brodie Remington, Vice President for University Relations

Athletic Director Deborah A. Yow

Dr. Deborah A. Yow is in the seventh year of her outstanding tenure as director of athletics at the University of Maryland ... a year in which she also has assumed the presidency of the National Association of Collegiate Directors of Athletics, an organization with a membership of more than 6,100 athletic administrators representing 1,600 colleges and universities in North America and Mexico.

The comprehensive success of Terrapin athletics under Debbie Yow's leadership is a clear and compelling testimony to her values of excellence, teamwork and accountability. Likewise, her election to the presidency of NACDA is an indication of the respect with which Dr. Yow is regarded in intercollegiate athletics and education in the U.S. and Canada.

In October 2000, Yow was named Female Sports Executive of the Year by the editors of *Street & Smith's Sports Business Journal*.

Also as a member of the NCAA Management Council and NCAA Division I Budget Committee, Yow presents a strong voice for excellence and integrity at the highest levels of intercollegiate athletics. In these national roles she has represented the University of Maryland and the Atlantic Coast Conference with a balanced and proactive voice.

Since taking over at Maryland in 1994, she and her staff have:

- *Transformed Terrapin athletics into a responsive, goal-oriented organization.*
- *Balanced all six of the nearly \$30 million annual budgets (the first balanced budgets for the Terrapins in 10 years prior to her arrival).*
- *Greatly enhanced the academic support services provided to student-athletes, with an enviable exhausted eligibility graduation rate of nearly 90 percent during her tenure.*
- *Led the Terrapins to a national all-sports ranking in the upper 15 percent of all NCAA Division I institutions.*
- *Reorganized and upgraded marketing and fund-raising efforts on behalf of Terrapin athletics. As a result, private gifts to athletics have increased 135% and corporate sponsorship revenues have increased by 270% during her tenure at Maryland.*
- *Implemented a strategic management model.*
- *Paid off approximately \$7 million in operating debt accrued before her arrival in 1994.*
- *Developed a comprehensive Internet strategy with management, marketing and fundraising applications.*
- *Significantly improved customer care in every area.*



MARYLAND ATHLETIC DIRECTOR DEBORAH A. YOW TOOK OVER AS PRESIDENT OF THE NATIONAL ASSOCIATION OF COLLEGIATE DIRECTORS OF ATHLETICS IN JULY 2000.

NATIONAL SUCCESSES

The Terps enjoyed across-the-board success in 1999-2000, with the following varsity programs earning Top 30 rankings at one time or another during their respective seasons of competition, and two teams capturing national championships (field hockey, women's lacrosse).

- Basketball (Men's)
- Football
- Lacrosse (Men's)
- Lacrosse (Women's)
- Field Hockey
- Golf
- Gymnastics
- Indoor Track (Women's)
- Outdoor Track (Women's)
- Soccer (Men's)
- Soccer (Women's)



THE 1999 CHAMPIONSHIP FIELD HOCKEY TEAM

The Maryland Department of Athletics has made remarkable progress under Yow's leadership. Regarding the many achievements of Terrapin athletics over the past six years, Dr. Yow says, "We are pleased, but we are not satisfied ... our vision is to be one of the top 10 programs in the nation consistently ... we see no reason to settle for less."

Yow is known for her goal-oriented and proactive management style. She consistently inspires and challenges those around her to "raise our sights and sharpen our tools ... to work hard and work smart ... to recognize that our only limitations are those that we place upon ourselves." As a manager and leader, she clearly models these principles. She was recently singled out by *Street & Smith's Sports Business Journal* as one of the leading athletic administrators in the U.S.

A former basketball coach, she began her coaching career at the high school level in North Carolina before taking over as head women's coach at the University of Kentucky in 1976. She also achieved an outstanding coaching record as head coach at the University of Florida. She later moved into athletic administration at the University of Florida and the University of North Carolina-Greensboro, followed by a highly successful tenure as A.D. at Saint Louis University.

She has authored numerous articles and books on athletics, management and human behavior, and is a respected leader in intercollegiate athletics in the United States.

Reflecting on the status of the Terrapin men's basketball program, Maryland's director of athletics points out, "Our men's basketball program has been a key element in our emergence as a nationally prominent athletics program. Coach Gary Williams, his staff and team have risen to an elite level with our seven consecutive trips to the NCAA Tournament, currently one of only nine institutions nationally to have achieved this record. Under Coach Williams' guidance, the Terrapins have become one of America's elite basketball programs."

Summing up the entire Terrapin athletic program, Yow recently observed, "We have the finest student-athletes, coaches, support staff and administrative team in America. It is because of their courage, hard work and cooperative spirit that we now have a strong, viable athletic program. I am immensely proud of each of them. I am equally proud of our Terrapin fans who buy tickets and our Terrapin Club members who faithfully support the Maryland athletic program with their donations for scholarships, and the Maryland Educational Foundation and M Club members who serve and give liberally. We have a great Terrapin family. That's the foundation for all of our successes ... and the basis for our bright future."

Athletic Administration

Rob Mullens

**Sr. Associate A.D./
INTERNAL OPERATIONS**

Rob Mullens, who joined the Terps' staff as assistant athletic director for business in the summer of 1996, is in his second year as senior associate athletic director for internal operations.



Mullens' responsibilities include assisting the athletic director with the overall administration of the department's internal operations in addition to assisting with the operation of football and men's basketball. He also oversees the supervision of 15 sports and is responsible for overseeing the business office, ticket office,

facilities and operations, and the computer systems analyst.

As the chief financial officer, Mullens is directly responsible for the department's \$27 million annual budget.

Mullens graduated cum laude in 1991 from West Virginia with a degree in business administration. He earned a master's degree in sport management at West Virginia in 1993. In April of 2000, he was named the 2000 Distinguished Alumnus of the West Virginia Sport Management Program.

Prior to his appointment at Maryland, he was senior business manager and the chief budget officer for the University of Miami (Fla.) athletic department (1994-96).

His background in athletics includes serving as an intern for the senior associate director of athletics at Kentucky (1993) and as a graduate assistant to the assistant athletic director for business at West Virginia (1992-93). Prior to pursuing a career in athletics, Mullens worked for the accounting firm Ernst and Young.

He is married to the former Jane Pearson, who is the Terrapins' assistant athletic director for compliance.

Dennis Helsel

**Sr. Associate A.D./
EXTERNAL OPERATIONS**

Dennis Helsel, a veteran athletic professional whose background includes senior management posts at Akron, Syracuse and Old Dominion, is in his first year as senior associate athletic director for external operations.



Helsel joined the Maryland staff in May after serving as athletic director at Akron since September 1998. At Maryland his responsibilities include overseeing the marketing, development, media relations and compliance units.

Prior to his appointment at Akron, Helsel spent 10 years at Syracuse where he was assistant athletic director for finance and team services from 1988-

96 and associate athletic director from 1996-98. He was responsible for a wide array of services and activities, including business operations, scheduling for football and men's basketball, human resources, event management, capital improvement and construction plans, and the management and administration of NCAA championship competition and special events.

Helsel was an assistant athletic director for business at Old Dominion from 1983-88 and athletic events manager at Penn State from 1981-83. In addition, he is a former head softball coach at both Penn State and Army. He also served as an assistant coach for Army lightweight football (1976-79) and was an assistant professor and instructor in the department of mathematics of the U.S. Military Academy (1976-80). He spent 15 years in the U.S. Army Reserves and 11 in the U.S. Army. He earned his bachelor's degree from West Point in 1969, a master's in mathematics from Penn State in 1976, and a master's in sports administration from Penn State in 1981.

He and his wife, Susan, reside in Laurel and have three grown children, Jennifer, Chris and Michael.

Dave Haglund

**Associate A.D./
MEDIA RELATIONS**

Dave Haglund joined the University of Maryland athletic staff in January of 1998 following a 16-year career in the sports information office at Fresno State University. At Maryland he



serves as the administrative head of the Terrapins' media relations unit, overseeing the development and implementation of initiatives to provide publicity for the university's 25 varsity sports and more than 600 student-athletes.

He was elevated to associate athletic director in February 1999 and assumed respon-

sibilities as sport supervisor for men's and women's lacrosse and men's and women's swimming.

A 1981 graduate of Oregon State University, Haglund began his sports information career as an assistant SID at Fresno State in 1981 and was elevated to sports information director in 1996. During the course of his career at Fresno State, he served as the primary contact person for the Bulldogs' nationally ranked Division I football, basketball, baseball and soccer programs. He also served as information director of the California Bowl (1982-83) for two years.

Haglund and his wife, Cindy, are the parents of two children: Samantha (7) and Matthew (4).

Kathleen Worthington

**Associate A.D./
INTERNAL OPERATIONS**

Kathleen Worthington was named associate athletic director for internal operations in May 1999. She came to Maryland from Morehead State University, where she had served as associate A.D. since February 1998 after spending two years as an assistant athletic director.



At Maryland, Worthington is responsible for supervision of baseball, volleyball, women's basketball, women's gymnastics, men's and women's track, and men's and women's cross country. She also oversees

the sports medicine and strength and conditioning units in ad-

dition to managing ACC and NCAA tournaments hosted by the university.

During her time at Morehead State, her primary focus was business operations, compliance, policy development, and strategic planning. Prior to Morehead State, Worthington spent two years as the assistant to the AD at the University of Wisconsin-LaCrosse.

She also has served as a marketing and media relations specialist and as director of athletics and community youth programs for Catholic Charities, Eastern Region, in New York state.

She earned her bachelor's degree in mass communication from the College of Notre Dame in Maryland in 1985. She earned a master's degree in public relations from Syracuse and a master's in athletics administration from Wisconsin-LaCrosse.

She was inducted into College of Notre Dame's Athletic Hall of Fame in 1997 and in 1999 was named an NCAA Leadership Fellow. In 1996, she earned the graduate student achievement award from UW-LaCrosse.

Joe Hull

**Associate A.D./
EXTERNAL RELATIONS**

Joe Hull is in his fourth year as associate athletic director for external relations following 12 years in various athletic fund-raising, ticketing and marketing capacities at North Carolina State University.



At Maryland, Hull oversees all fund-raising efforts for the Terrapins' athletic program, including the Terrapin Club, M Club, Maryland Educational Foundation, and major gift fund-raising office.

In addition, Hull serves as the point person for the Comcast Center, the university's new

arena which is expected to open prior to the 2002-03 basketball season. His duties relevant to the arena process have included coordinating the efforts to find a naming gift, designing and managing a capital campaign to help fund arena construction, and working with the architects, construction manager and Maryland Stadium Authority to design and build the arena.

Prior to his arrival in College Park, he was associate director of the NC State Student Aid Association (Wolfpack Club), which raises more than \$6 million annually for athletic scholarships from its more than 11,000 members/contributors. The Wolfpack Club also was responsible for raising more than \$50 million for the construction of a 20,000-seat sports arena.

Hull earned his bachelor's degree in business management from North Carolina State University in 1978, a law degree from Campbell University in 1981 and a master's in sports administration from Ohio University in 1985.

His wife, JoAnn, formerly served as an assistant attorney general for the state of North Carolina. They have two children, Josie (9) and Josiah (6).



Athletic Administration

Jane Mullens

ASSISTANT A.D./ COMPLIANCE/SWA

Jane Mullens is in her third year as assistant athletic director for compliance following two years as the department's compliance coordinator.



She serves as the department's senior level manager in NCAA compliance and certification matters related to recruiting, eligibility, financial aid and rules education.

In February 1999, she was promoted to senior women's administrator. Her responsibilities were expanded to include the supervision of four

sports programs: softball, field hockey and men's and women's tennis.

Mullens earned a bachelor's degree from Western Washington University in 1992 and a master's in sport management from University of Miami (Fla.) in 1994.

She was an assistant in the compliance office at Miami in 1995 before being promoted to compliance coordinator in January 1996. As compliance coordinator for the Hurricanes, she was responsible for creating and implementing a rules-education program and creating and monitoring documentation related to recruiting, eligibility, financial aid and rules education.

She was named to a similar position at the University of Maryland in July 1996. She began her career in athletic compliance as an intern at Miami in 1994.

She is married to Rob Mullens, Maryland's senior associate athletic director for internal operations.


Curt Callahan

ASSISTANT A.D./ OPERATIONS & FACILITIES

Curt Callahan, a veteran member of the Terrapins' athletic staff, is in his 12th year overseeing Maryland's athletic operations and facilities and his 22nd as an assistant wrestling coach. He was named the department's facilities coordinator in 1989 and was elevated to assistant athletic director in 1997.

As the key contact person on operations and facilities, Callahan manages the department's vast athletic complex, including Byrd Stadium and Cole Field House. In recent years, he played an instrumental role in three major building projects: the upper deck addition to Byrd Stadium, the construction of the Gassett Football Team House, and the completion of the James H. Kehoe Track and Field Facility and Ludwig Field. His game management responsibilities have included overseeing numerous NCAA lacrosse tournaments held in College Park.

His tenure at the university dates to his undergraduate days as a wrestler in the late 1960s, when he played an integral role in the Terps winning four consecutive ACC wrestling



championships. Callahan was a two-time conference champion, winning individual titles in 1969 and '70. He was 22-1 as a junior, his only loss coming to NCAA and eventual Olympic champion Dan Gable of Iowa.

Callahan was a two-time qualifier to the U.S. Olympic Trials and final elimination comp. In both 1972 and '76, he finished fourth nationally in Greco-Roman at 149.5 pounds.

His wife's name is Sandy.

Christopher Janush

ASSISTANT A.D./ MARKETING

Christopher Janush is in his first year as assistant athletic director for marketing following a three-year stay in a similar position at Holy Cross in Worcester, Mass. At Maryland, Janush's responsibilities include marketing and corporate partner development for the department of intercollegiate athletics.



At Holy Cross, Janush was responsible for all aspects of corporate sponsorship development, sales and contract negotiations. Janush also oversaw marketing and promotions efforts for all sports, with emphasis on football and men's and women's basketball.

Prior to working at Holy Cross, he spent two years at the University of Connecticut as a marketing assistant where he worked with all phases of the marketing program including game management for football and men's basketball.

Prior to pursuing a career in college athletics, he was a manager for the CPA firm Motson, Driscoll & Damico in Boston from 1987-95.

A 1987 graduate of Robson College in Wellesley, Mass., Janush holds a B.S. in business administration. In 1996 he earned an M.A. in sport management from the University of Connecticut. Janush originally hails from North Haven, Conn.

He and his wife, Rochel, have three children (twins Anna Lee and Joseph, 3; and Maria, 2) and are expecting their fourth child in late November.

Wendy Brown

ASSISTANT A.D./ TICKET OPERATIONS

Wendy Brown was promoted to assistant athletic director for ticket operations in September after serving the previous three years as the Terrapins' athletic ticket manager. Brown oversees all phases of advance and game-day ticket sales, and works closely with the athletic marketing office in the design of ticket sales campaigns, brochures and advertisements. She has also overseen major hardware and software advancements in the ticket office.



Brown, who has been in collegiate athletics since 1989, joined the University of Maryland staff in August 1997 after serving the previous two years as associate ticket manager of Miami (Fla.). From 1993-95, she was ticket manager and event

supervisor at the University of the Pacific in Stockton, Calif. She served as assistant ticket manager at Miami from 1990-93 and as assistant to the ticket manager at University of Colorado in 1989-90.

She earned a bachelor of arts degree in communications from Colorado in 1989.

Dr. Charles Wellford

FACULTY ATHLETIC REPRESENTATIVE

Dr. Charles F. Wellford, professor and chair of the Department of Criminology and Criminal Justice, is in his fifth year as the University of Maryland's faculty athletic representative.



In this role, he represents the University of Maryland and its faculty in the institution's relationships with the NCAA and Atlantic Coast Conference. Dr. Wellford also serves as the director of the University of Maryland Center for Applied Policy Studies and the Maryland Justice Analysis Center.

He served as president of the Atlantic Coast Conference for the 1999-00 academic year, and has chaired the University of Maryland's Athletic Council since 1995-96. He previously served on the Athletic Council from 1986-89 and 1992-95.

At the University of Maryland, Dr. Wellford has been involved in a variety of leadership roles. He was interim associate provost for research and for continuing education. He is chair of the law and justice committee at the National Academy of Sciences.

He serves on numerous state and federal advisory boards and commissions, and is a past (1995-96) president of the American Society of Criminology (ASC).

Dr. Wellford received his bachelor's and master's degrees from the University of Maryland and his Ph.D. from the University of Pennsylvania.



Academic Support & Career Development

The Department of Intercollegiate Athletics is committed to the academic success and career development of student athletes. In support of this commitment the department sponsors the Academic Support and Career Development Unit (ASCDU).

MISSION

The mission of the unit is (1) to provide quality developmental programs and need based services that will enhance the opportunity to earn an undergraduate degree, (2) offer career development opportunities and (3) support the psychosocial growth of student athletes through special initiatives.

STAFF

Nine full-time professionals, two graduate assistants, tutorial support staff and student associates comprise the unit's workforce.

ASCDU & THE UNIVERSITY

Primary academic advising is provided by professional advisors assigned to each student athlete by his or her home college, school or department. The ASCDU counselors serve as an important support network that coordinates and implements transitional and developmental programs to address the academic and career development needs of student athletes. In cooperation with the Office of Records and Registration, ASCDU monitors academic progress of student athletes to assure that NCAA, ACC, and University rules and regulations are met.

LOCATION

The primary ASCDU unit is conveniently located on the ground floor of Cole Field House where student athletes have access to various resources and services. Each academic counselor has private office space in order to insure meeting privacy. A study table room is staffed by proctors and arranged to maximize student focus and concentration. The facility also houses a tutorial room devoted to servicing the learning needs of student



FRESHMAN CHRIS WILCOX AT ONE OF MARYLAND'S 40 COMPUTER LAB WORKSTATIONS.

athletes. The staff maintains two computer resource laboratories with a total of 40 personal computers containing up-to-date software packages. In addition, ASCDU coordinates a laptop computer service that provides each team access to laptop computers while traveling to away competitions.

There is also a satellite computer room in the Gossett Football Team House. Three of the nine ASCDU professionals are currently housed in the building.

THE FUTURE

In the summer of 2002, the \$124 million Comcast Center will become the new home of the ASCDU unit. A 7,000 square foot wing has been developed to replace the current space in Cole Field House. The new home of ASCDU will be conveniently located on the floor where offices of coaches for 20 sports will also be placed. The close proximity was designed to facilitate communication among ASCDU staff, coaches and student athletes. The satellite computer lab in the Gossett Football Team House will continue to operate. In addition, a building addition of an auditorium which will seat 140 is currently planned for the Gossett Football Team House. That space will be available for use by the entire athletic program, including ASCDU.

Academic courses, programs and services offered by ASCDU include the following:

- Prospective student-athlete orientation
- Academic counseling
- NCAA academic eligibility monitoring
- Academic enrichment and career development presentations and workshops
- Accredited tutorial support
- Mentor program
- EDCP 108-J (Career decision making and planning)
- EDCP 108-K (College learning strategies and skills)
- EDCP 108-O (First-year transitions to the university)



MEN'S BASKETBALL ASCDU DIRECTOR ANTON GOFF WORKS WITH LONNY BAXTER IN THE COMPUTER LAB.

Academic Support & Career Development

EXCEL MENTORS

Mentoring is a craft that is embodied in a person serving as counselor or teacher who provides advice and guidance to a novice learner. Educating by Creating Environments for Learning (EXCEL) is a mentoring program that establishes such a relationship. ASCDU hires and trains individuals who serve as mentors to student-athletes who have been identified as needing individual attention for learning strategies support.



M.A.P.S. DIRECTORY

The Maryland Athletes Placement Source directory is intended to assist graduating Terpin student-athletes as they begin the job search process. It is distributed to more than 1,000 corporations and businesses across the country. Prospective employers are introduced to our graduating student-athletes with resume information relative to academic, career and personal achievements. The MAPS directory is produced annually in collaboration with the M Club.

CAREER INTERNSHIP FAIR

Because career development is an ongoing process, ASCDU provides a variety of programs for student-athletes throughout the year. Professional assistance with resume writing, interviewing skills, graduate school search, and job search is readily available to all student-athletes. During the spring semester ASCDU hosts the Student-Athlete Career Internship Fair, in which student-athletes can learn about career interests and career planning. Unlike typical "job fairs," the purpose of this program is to allow student-athletes to explore multiple career opportunities by speaking directly to individuals in their chosen areas of interest.

SUMMER JOB & INTERNSHIP PROGRAM

Due to the time demands of athletic practice and competition, most student-athletes do not have the chance to work or complete an internship experience. Employers desire to see work experience related to academic coursework on a resume. The Summer Job and Internship Program is one of the emerging services offered to student-athletes to meet this need. Student-athletes seeking employment opportunities and/or experience in their fields of study are assisted with locating prospects and submitting the necessary documentation to secure summer jobs and/or internships.

TERP CHOICES

Personal growth is fundamental to all ASCDU programs and services. Terp Choices is a program that provides student-athletes the opportunity to identify their fundamental values, develop communication skills, and enhance decision making skills that will enable them to manage their personal health and well-being. Interactive presentations are given by trained student-educators who intend to illustrate to athletic team participants that an individual's choice may affect an entire team. This campus-wide program is partially funded by grants from the NCAA and ACC.

STUDENT-ATHLETE ADVISORY COUNCIL

The Student-Athlete Advisory Council plays an important role in the Department of Intercollegiate Athletics. It consists of a representative from each varsity sport and meets on a regular basis with representatives from the athletic administration. The main purpose of the council is to provide student-athletes with leadership experience and a forum for dialogue with members of the administration about their roles, responsibilities and needs as student-athletes at the University of Maryland.

C.H.A.M.P.S./LIFE SKILLS PROGRAMS

ASCDU houses the National Association of Collegiate Directors of Athletics (NACDA) Challenging Athletes' Minds for Personal Success Program (C.H.A.M.P.S.) and the National Collegiate Athletic Association (NCAA) LIFE SKILLS Program. The ASCDU staff, in collaboration with various other Department of Intercollegiate Athletics units and campus resources, strives to provide a systematic personal development program designed to reach each student-athlete based on his or her individual needs. The focus of the program is on the individual academically, athletically, and emotionally, and on the changing needs and skills of that individual in the years during college and after graduation. The menu of presentations, workshops, and seminars is a comprehensive and balanced system of "life learning" programs promoted for use by each varsity sport team.

If you have an interest in or questions about any of the ASCDU C.H.A.M.P.S./Life Skills Programs, call (301) 314-7043.



ASCDU HAS 40 COMPUTER WORK STATIONS AVAILABLE TO STUDENT-ATHLETES.

ACADEMIC SUPPORT FOR RETURNING ATHLETES PROGRAM

The Academic Support for Returning Athletes Program was created in 1986 to support the academic efforts of former varsity student-athletes at the University of Maryland, College Park. In 1989, ASRAP was assigned by the President's Office to the Academic Achievements Program and enrolled its 40 students that year. As a member of the National Consortium for Academics and Sports (NCAS), the University of Maryland is committed to returning its former athletes for degree completion. A key component of the program is community outreach. Each returning student is provided with a "workshop" that allows the cost of tuition and fees to be exchanged for community services with youth.

ASCDU HOSTS AN ANNUAL CAREER FAIR AT COLE FIELD HOUSE.



Academic Support & Career Development

UNDERGRADUATE PROGRAMS OF STUDY

COLLEGE OF AGRICULTURE AND NATURAL RESOURCES

Agricultural and Resource Economics
 Agriculture/Veterinary (combined)
 Animal Sciences
 Biological Resources Engineering
 Conservation of Soil, Water, and Environment
 Crop Science
 Dietetics
 Environmental Science and Policy
 Food Science
 General Agricultural Sciences
 Horticulture
 Landscape Architecture
 Natural Resources Management
 Nutritional Science
 Turf and Urban Agronomy

SCHOOL OF ARCHITECTURE

COLLEGE OF ARTS AND HUMANITIES

American Studies
 Art
 Art History and Archaeology
 Chinese
 Classics
 Dance
 English Language and Literature
 French Language and Literature
 Germanic Studies
 History
 Italian Language and Literature
 Japanese
 Jewish Studies
 Linguistics
 Music/Music Performance
 Philosophy
 Romance Languages
 Russian Area Studies
 Russian Language and Literature
 Spanish Language and Literature
 Speech Communication
 Theatre
 Women's Studies

COLLEGE OF BEHAVIORAL AND SOCIAL SCIENCES

Afro-American Studies
 Anthropology
 Criminology and Criminal Justice
 Economics
 Environmental Science and Policy
 Geography
 Government and Politics
 Hearing and Speech Sciences
 Psychology
 Sociology

THE ROBERT H. SMITH SCHOOL OF BUSINESS

Accounting
 Business/Law
 Finance
 General Business and Management
 Logistics and Transportation
 Management and Organization
 Management Science and Statistics
 Marketing
 Personnel and Labor Relations
 Production Management
 Transportation, Business and Public Policy

COLLEGE OF COMPUTER, MATHEMATICAL, AND PHYSICAL SCIENCES

Astronomy
 Computer Engineering
 Computer Science
 Environmental Science and Policy

Geology
 Mathematics
 Physical Sciences
 Physics

COLLEGE OF EDUCATION

Early Childhood Education
 Elementary Education
 Secondary Education
 Art
 English
 Foreign Language
 Mathematics
 Music
 Science
 Social Studies
 Speech and English
 Theatre and English
 Special Education

A. JAMES CLARK SCHOOL OF ENGINEERING

Aerospace Engineering
 Biological Resources Engineering
 Chemical Engineering
 Civil Engineering
 Computer Engineering
 Electrical Engineering
 Engineering (B.S. in)
 Environmental Science and Policy
 Fire Protection Engineering
 Materials and Nuclear Engineering
 Mechanical Engineering

COLLEGE OF HEALTH AND HUMAN PERFORMANCE

Family Studies
 Health Education
 Kinesiological Sciences
 Kinesiology

COLLEGE OF JOURNALISM

COLLEGE OF LIFE SCIENCES

Biochemistry
 Biological Sciences
 Biology
 Cell Biology and Molecular Genetics
 Environmental Science and Policy

UNDERGRADUATE STUDIES

College Park Scholars
 Division of Letters and Sciences
 Individual Studies Program
 Law and Health Professions
 Pre-Dental Hygiene
 Pre-Dentistry
 Pre-Law
 Pre-Medical Technology
 Pre-Medicine
 Pre-Nursing
 Pre-Optometry
 Pre-Osteopathic Medicine
 Pre-Pharmacy
 Pre-Physical Therapy
 Pre-Pediatric Medicine
 Pre-Veterinary Medicine
 University Honors Program
 Gemstone
 Honors Humanities

CAMPUS-WIDE CERTIFICATES

Afro-American Studies
 East Asian Studies
 Latin-American Studies
 Science, Technology, and Society
 Women's Studies

ASCDU Staff



Karen Schiferl
 ASSOCIATE ASCDU
 DIRECTOR




Anton Goff
 ASSISTANT ASCDU
 DIRECTOR
 (MEN'S BASKETBALL)



Heather Arianna
 ASSISTANT ASCDU
 DIRECTOR



Kathy Fontaine
 ASSISTANT ASCDU
 DIRECTOR



Don Pearman
 ASSISTANT ASCDU
 DIRECTOR



Karen Sturtz
 ASCDU ASSISTANT
 PROGRAM COORDINATOR



Shawn Summerville
 ASSISTANT ASCDU
 COUNSELOR



Phillip Nash
 ASSISTANT ASCDU
 COUNSELOR

Maryland's Distinguished Alumni

- G. Ranold Ames, '69, Aerospace Eng.**
Executive vice-president, Mutual of Omaha
- William Andrews, '53, Real Estate**
Former president, Singer Sewing Machine Co.
- William Apollony, '69, Sociology**
Sr. vice-president, Allfirst
- Frank Armsworthy, '51, P.E.**
Former vice-chairman, Saks Fifth Avenue
- Robert Basham '70, Bus. Admin.**
Co-founder/COO, Outback Steakhouse
- Deane Beman, '61, Bus. Admin.**
Former PGA Tour commissioner



Carl Bernstein

- Bonnie Bernstein, '92, Journalism**
Reporter, CBS Sports
- Carl Bernstein, '65, Arts & Sciences**
Author, Watergate reporter
- Tim Bront, '73, Journalism**
Sportscaster, ABC and Jefferson-Pilot
- Sergey Brin, '93, Mathematics**
President, Google, Inc. search engine
- Kenneth Brody, '64, Electrical Eng.**
Former chairman, U.S. Export-Import Bank

- John Brophy, '71, History**
President/CEO, Lockheed Martin IMS
- Alan Carey '78, Government**
Sr. vice-president, Pepsico
- Robert Chandler, '54, Ph.D. Horticulture**
Inventor of programs to increase world food supply
- Cannie Chung, '69, Journalism**
Correspondent, ABC News
- A. James Clark '50, Civil Eng.**
President, Clark Enterprises
- Larry David, '69, Bus. Admin.**
Executive producer, *Seinfeld*

- Frank Davis, '41, Arts & Sciences**
Former Sr. exec. vice-president, Metro-Goldwyn-Mayer
- Mathias DeVita, '54, Bus. Admin.**
Chairman emeritus, The Rouse Co.
- Michael Dingman, '55, Arts & Sciences**
Board of directors, Ford Motor Co.
- Len Elmore, '78, English**
Sportscaster, ESPN and Jefferson-Pilot; former NBA player
- Fred Ehrlich, '84, Accounting**
President, SONY New Technology
- Baamer Esioson, '84, Undergraduate Studies**
Sportscaster, former NFL player



Len Elmore

- Carly Fiorina, '80, M.B.A.**
President/CEO, Hewlett-Packard
- Robert Fischell, '53, M.S. Physics**
Inventor, artificial pancreas
- Jon Franklin, '70, Journalism**
Two-time Pulitzer Prize winner
- Robert Fuhrman, '52, Mechanical Eng.**
Chairman, Bank of the West
- Fred Funk, '80, Criminology**
Pro golfer
- Joseph Gildenhorn, '51, Bus. Admin**
Former U.S. Ambassador to Switzerland



Fred Funk

- Roger Hole, '65, History**
CEO, LG&E Energy Corp.
- Herbert Hauptmann, '55, Math**
Nobel Prize winner, physics
- Jone Hensen, '55, Art Education**
Creator, The Muppets
- Jim Hensen, '60, Home Economics**
Creator, The Muppets
- Danald Himelfarb, '67, History**
President, Thrifty Rent-A-Car System



Jim Hensen

- Steny Hoyer, '63, Political Science**
Congressman, Maryland's 5th district
- Harry Hughes, '49, Bus. Admin.**
Former governor of Maryland
- Stan Janes, '56, Education**
NFL Hall of Fame inductee, '91
- Harold Kahn, '70, MBA**
Chairman/CEO, Macy's East
- Jeffrey Kluger, '76, Gov./Politics**
Author, *Apolla 13*
- Irene Knox, '34, Education**
U.S. Olympian

- Allen Krowe, '54, Accounting/Economics**
Former vice-chairman, Texaco
- Tim Kurkjian, '78, Journalism**
Reporter, ESPN & ESPN Magazine
- Jahn Lauer, '63, Chemical Eng.**
Former president, B.F. Goodrich
- George Lourer, '51, Electrical Eng.**
Inventor, Universal Price Code
- Samuel LeFrak, '40, Bus. Admin.**
Chairman, The LeFrak Organization
- William Langbrake, '76, Finance**
Vice chairman, Washington Mutual



Tim Kurkjian

- Barbara Lucas, '67, Gov./Politics**
Senior vice-president, public affairs, Black & Decker
- John Lucas, '76, Bus. Admin.**
Former NBA player and head coach
- Marvin Mandel, '39, Arts/Law**
Former governor of Maryland
- Odanna Mathews, '72, Nutrition**
Vice-president, Giant Food
- William Mayer, '66, Bus. Admin.**
Former CEO, First Boston
- Mork McEwen, '76, Radio/TV/Film**
Reporter, *CBS Early Show*
- Tom McMillen, '74, Chemistry**
Former co-chairman, President's Council on Physical Fitness



Mark McEwen

- Mike Miller, '64, Economics**
President, Maryland Senate
- Paul Mullan, '68, Marketing**
Chairman, Wham-O
- Renaldo Nehemiah, '81, Radio/TV/Film**
U.S. Track & Field Hall of Fame inductee, 1997
- Paul Narris, '71, M.B.A.**
President, W. R. Grace
- Jay Nussbaum, '66, Journalism**
Senior vice-president, Oracle
- Prestan Podden, '70, Economics**
Executive vice-president, Disney

- Robert Pincus, '68, Bus. Admin.**
President, Washington Region, BB&T
- Jesus Rangel, '78, Journalism**
Vice-president, corporate relations, Anheuser-Busch
- Robert Rolliff, '58, Industrial Education**
Executive chairman, Massey-Ferguson tractors
- Peter Redding, '60, History**
President/CEO, Standard Register Co.
- Judith Resnick, '77, Electrical Eng.**
Second woman in space; died in '86 Challenger explosion



Judith Resnik

- Jimmy Roberts, '79, Radio/TV/Film**
Reporter, NBC
- Pernell Roberts, '52, Arts & Sciences**
Actor
- Harvey Sanders, '72, Journalism**
Chairman/CEO, Nautica Enterprises
- Ben Scotti, '59, Arts & Sciences**
Original syndicator, *Baywatch* series
- Tony Scotti, '61, Arts & Sciences**
Original syndicator, *Baywatch* series
- Arnold Seigel, '44, Mechanical Eng.**
Conceived and built first arena large-screen TV system

- Gene Shue, '54, Bus. Admin.**
Former NBA player, coach, general manager
- David Simon, '83, Undergraduate Studies**
Created TV series *Homicide*
- Harry Smith, '49, Electrical Eng.**
Inventor, pulse doppler radar
- Robert H. Smith, '50, Accounting**
Developer of Crystal City complex
- Ed Snider, '55, Accounting**
Chairman, Philadelphia Flyers
- Michael Stein, '71, Accounting**
Executive vice-president/CFO, Nordstrom, Inc.
- Bert Sugar, '57, Bus. Admin.**
Boxing historian; columnist *Spats Business Journal*
Publisher, *Boxing Illustrated*
- Leo Van Munching, '50, Marketing/Bus. Admin.**
Headed one of America's top import companies



Gene Shue

- Jim Wolton, '81, Radio/TV/Film**
President, CNN/SI
- Pam Ward, '84, Radio/TV/Film**
Co-anchor, ESPN and ESPN2
- Chris Weller, '66,**
Head coach, University of Maryland women's basketball
- Randy White, '74, P.E.**
NFL Hall of Fame inductee, '94
- Dianne Wiest, '69, Arts & Sciences**
Two-time Academy Award winner
- Gary Williams, '68, Marketing**
Head coach, University of Maryland men's basketball
- Dennis Wroose, '66, Accounting**
President, PEPCO



Sports Medicine Medical Staff

The University of Maryland Department of Intercollegiate Athletics and the University of Maryland Medical Center's Sports Medicine program have joined forces to provide the best possible medical attention and care to all Terrapin student-athletes.

Orthopedic surgeon Leigh Ann Curl, M.D., serves as the head team physician. Dr. Curl is part of the growing University Sports Medicine program of the University of Maryland Medical Center, which also provides medical care for the Baltimore Ravens of the NFL, UMBC, Coppin State University and 14 high schools.

Says Deborah A. Yaw, Maryland's director of athletics: "When we recruit student-athletes to play for Maryland, we owe them the best education, the best coaching and the best comprehensive health care. Dr. Curl is an excellent physician who understands college athletics. It is especially gratifying for us to partner with our medical center in the same fashion as other ACC institutions do with their medical schools."

Leigh Ann Curl, M.D.

HEAD TEAM PHYSICIAN

Leigh Ann Curl, a former All-American basketball player at the University of Connecticut and a 199B inductee into the GTE Academic All-America Hall of Fame, is in her fourth year as Maryland's head team physician. She is on faculty as an assistant professor of orthopedic surgery at the University of Maryland School of Medicine.



Dr. Curl received her medical degree from Johns Hopkins University, where she also served her internship and residency. She completed a fellowship in sports medicine and shoulder surgery at Hospital for Special Surgery at Cornell University Medical Center in New York City. During her fellowship, she worked as team physician for St. John's University, the New York Mets and the New York City public schools recreation program. She also has volunteered as a team physician with Johns Hopkins University, USA Basketball and USA Rugby.

Dr. Curl graduated summa cum laude from the University of Connecticut in 1985 and was her class valedictorian. She was a four-year starter on the women's basketball team, serving two years as team captain, and became the third women's basketball player in school history to score 1,000 points. She finished her career among the all-time leaders in points and rebounds at UCann. A two-time GTE Academic All-America, Curl also was a two-time Big East Conference Scholar-Athlete of the Year.

Yvette Rooks, M.D.

PRIMARY CARE PHYSICIAN

Dr. Yvette Rooks is in her third year as a primary care physician for Maryland's athletic program. Dr. Rooks graduated from the Upstate Medical School/Health Science Center in Syracuse, N.Y., in 1993. She completed her residency in family medicine and a sports medicine fellowship at the University of Maryland, Baltimore. She currently is an assistant professor in the Department of Family Medicine at the University of Maryland School of Medicine. Dr. Rooks also serves as a team physician at



Coppin State.

She graduated with honors from the State University of New York at Albany where she was a four-year starter on the volleyball team.

Sean Curtin, M.D.

PRIMARY CARE PHYSICIAN

Sean Curtin is in his second year as a primary care physician with the University of Maryland's athletic program. Dr. Curtin is a graduate of the University of Maryland School of Medicine residency and fellowship training programs. He is board certified in both internal medicine and sports medicine.



Dr. Curtin is in private practice in Bel Air, Md., specializing in primary care and sports medicine, and is currently a clinical instructor at the University of Maryland School of Medicine. He serves as the team physician for the Aberdeen Arsenal minor league baseball team.

Dr. Curtin played collegiate baseball at Villanova. He and his wife, Yolanda, are the parents of Calvin, 4, and Matthew, 2.

ATHLETIC TRAINING STAFF

Sandy Worth

HEAD ATHLETIC TRAINER

Sandy Worth, who has been affiliated with Maryland's athletic program since 1973, coordinates and directs the medical care for the Terps' athletics program in addition to her responsibilities as the university's head athletic trainer.



A native of Timonium, Md., Worth supervises and schedules a professional staff of six full-time assistants and approximately 25 student trainers who combine to provide medical assistance to the

university's more than 600 student-athletes. Worth, a 1973 graduate of Maryland, joined the Terps' staff that same year as an associate trainer. She was promoted to head trainer in 1992.

During her career at Maryland, Worth has worked directly with five teams that have captured national championships — four in women's lacrosse and one in field hockey. In addition, she was the trainer for the women's basketball program when it won eight ACC titles and advanced to three NCAA Final Fours.

ATHLETIC TRAINERS



BRANT BERKSTRESSER



J.J. BUSH
(Bio on page 43)



MATT CHARVAT




PHYLLIS SANDERS



DIANE TURGEON

STUDENT HEALTH CENTER

Dr. Sacred Bodison and Dr. Stephen Fahey are the two full-time campus health center physicians who specialize in sports medicine. Dr. Bodison is the assistant director of medical services at the health center and has been involved with the care of student-athletes since 1982. Dr. Fahey is an emergency physician who is in his 11th year working with the Terrapins. Dr. Bodison and Dr. Fahey are available to treat student-athletes daily on an as-needed basis in the health center. In addition, Dr. Margaret Bridwell serves as director of the Student Health Center and is a member of the Maryland Athletic Council.



Dr. Stephen Fahey

Strength and Conditioning

In the highly competitive world of collegiate basketball, the off-court preparation of the basketball athlete is a critical component in the on-court success of any Division I program. Kurtis Shultz, Maryland's strength and conditioning coach for men's basketball, believes strongly that a solid off-court training program can dramatically improve levels of performance, as well as significantly reduce the chance of injury. The benefit of performing structured strength and power training throughout the entire year has allowed the Terps to reach new levels in physical development and, in turn, has resulted in great success on the basketball court.

Shultz's philosophy consists of allowing the players to gain strength, speed and change of direction capabilities through drills that are basketball oriented. He believes that the team must be prepared to run and play the up-tempo style of basketball that is Gary Williams' trademark. Shultz trains the team so that it will be able to run Williams' style.



THE TERPS' BASKETBALL WEIGHT FACILITY IS FULLY-EQUIPPED AND A PERFECT SIZE FOR TEAM TRAINING, LOCATED JUST OUTSIDE THE MARYLAND LOCKER ROOM.

The members of the men's basketball team have the use of a fully-equipped weight training facility located adjacent to its locker room in Cole Field House. The conveniently located facility has a complete line of free weight equipment as well as a full line of Cybex selectorized machines. The

strength staff utilizes this facility specifically during the season as basketball team members are personally trained after practice. Since the end of the 1998-99 season, the facility has been upgraded through the addition of new cardiovascular equipment and state-of-the-art lifting materials.



EARL BADU GIVING TERENCE MORRIS SUPPORT DURING WEIGHT TRAINING.



LONNY BAXTER WORKING WITH KURTIS SHULTZ.

Terrapin Club

Championships Begin With Scholarships

The Terrapin Club is composed of alumni, friends and fans of University of Maryland athletics. Your Terrapin Club contribution provides annual athletic scholarship support to our student-athletes. As a Terrapin Club member, you will enjoy the camaraderie and fellowship unique to this organization. Supporting the Club is a great way to stay connected with the University of Maryland, the state's flagship institution. Most importantly, you will feel the pride and satisfaction in providing a University of Maryland student-athlete with a quality education.

Your donation is vital. The Department of Intercollegiate Athletics operates without significant university funding and receives no state appropriations or tax dollars for operational expenses. We are challenged to fund the 269 full scholarships presently offered and, in the future, to fund the maximum number of scholarships allowed by the NCAA for our 25 sports. We cannot reach this goal without your participation.



How Do I Get Involved?

Direct gifts are the most common way of contributing. They are made in the form of cash, stock, checks or credit card (Visa, Mastercard, American Express or Discover). For your convenience, a personal checking account can be debited a set amount every month, or you may make your credit card contribution on-line at www.terrapinclub.org.

In many cases, corporate matching gifts may be used to make your Terrapin Club contribution. Please contact your employer to see if you are eligible for a matching gift program.

How Much Should I Contribute?

The Terrapin Club is composed of the following levels of membership, with benefits varying by giving level.

Recent Graduate	\$25 (year 1 after graduation)	Diamondback	\$1,200 - \$1,999
Recent Graduate	\$75 (year 2 after graduation)	Super Terrapin	\$2,000 - \$4,999
Silver	\$125 - \$249	Cooches Club	\$5,000 - \$9,999
Silver 250	\$250 - \$599	Top Terp	\$10,000 or More
Gold	\$600 - \$1,199		

Still Have Questions?

Call the Terrapin Club at (301) 314-7020 or (800) 653-7667, or refer to our website at www.terrapinclub.org.

Success Breeds Success...



"As a scholarship athlete, I was provided with a platform of opportunities ... a chance to make a difference ... Maryland athletics gave me that and more..."

— Renaldo Nehemiah, Track '81
Member, U.S. Track and Field Hall of Fame
Terrapin Club Board of Directors

"Receiving a scholarship was, in itself, an honor; but more important, it allowed me to spend valuable time participating in internships that prepared me for my career, instead of working my way through school. That scholarship is still paying dividends, years after my time in College Park."

— Bonnie Bernstein, Gymnastics '92
CBS Sports Broadcaster



BOARD OF DIRECTORS (2000-01)



Erwin Raffel '58, '61
TERRAPIN CLUB
PRESIDENT

Robert Boker, President-Elect
John Llewellyn, First Vice President
Renaldo Nehemiah '81, Second Vice President
Todd Schoenberger '93, Secretary
Deborah Potter '87, '90, Treasurer
R. Calvert Stuart '60, Past President

John Alohausz '71
Todd Davis '93
Henry Elsnic '49
Stan Goldstein '68, '70
Robert Gonzales '71
Lorry Grabenstein '72
Word Griffith '73
John Hoos '62
Joe Kotz '85
Issac Kaufman '68, '69
JoAnn Marcorio
Harvey Okun '68, '72
Wilson Phipps '79
Adrian Teel '64
Jeff Weintraub
Scott Werber '86

TERRAPIN CLUB STAFF



Andrew Plenn '90
EXECUTIVE DIRECTOR



Julie Potter '96
ASSISTANT DIRECTOR



Dana Delaney
ADMINISTRATIVE
ASSISTANT



Sam Kahn
DEVELOPMENT
ASSISTANT

Jennifer Evoy
GIFT PROCESSOR

Major Gift Fundraising Building On A Winning Tradition

As the Terps prepare to compete in the 21st century, Maryland athletics must ensure that its program is able to remain competitive by recruiting high caliber players and maintaining and attracting loyal fans. To do so, as part of *Bald Vision • Bright Future: The Campaign for the University of Maryland*, the Department of Intercollegiate Athletics has entered into a historic effort to increase private financial support for the construction and renovation of athletic facilities.



Cheryl Harrison
DIRECTOR,
DEVELOPMENT FOR
MAJOR GIFTS

At the center of the plan for our future is a new, state-of-the-art arena and home for Maryland Athletics, the Comcast Center. The Building Partners Campaign is the Department of Intercollegiate Athletics' effort to raise \$20 million in outright gifts toward the construction of the Comcast Center. Quality facilities attract outstanding student-athletes, great crowds and a tremendous amount of energy and excitement. The competition site for men's and women's basketball, wrestling, volleyball and gymnastics, Comcast Center will be the centerpiece of intercollegiate athletics at the University of Maryland. The venue will be the best in the Atlantic Coast Conference.

By participating in the Building Partners Campaign, athletic benefactors have a chance to make a historic impact on the future of the University of Maryland and its athletics program. The Building Partners Campaign offers donors a unique opportunity to permanently link their names to the tradition of Terrapin athletics. Donors who make contributions of \$25,000 to \$1 million or more are entitled to permanent seat assignments in Comcast Center, in recognition of the substantial investment they have made in Maryland Athletics with their Building Partner Campaign contributions.

To obtain additional information on supporting the Building Partners Campaign, contact Cheryl Harrison or Dick Corrigan at 301-314-7020 or toll free at 800-653-7667 or visit our website at www.terrapinclub.org.

DEVELOPMENT OFFICE ADMINISTRATIVE ASSISTANTS



Sheila Burroughs-Morris



Helen Pickett




Dotti Warren

Maryland Educational Foundation 'Endowments for the Future'

The primary mission of the Maryland Educational Foundation (MEF) is to provide scholarship endowment funds in support of the athletic department's annual athletic scholarship expenses. By supporting talented, deserving student-athletes, donors ensure that our legacy of excellence will continue and grow. For more than 50 years, the MEF has provided financial support for Maryland athletics and is an important part of the department's gift-giving program. The vision of the MEF is to raise enough dollars through private gifts to build an endowment capable of permanently funding many of the university's scholarships now being awarded.

What is an endowment? An endowment is a gift in which the principal is held in perpetuity, with only the income used (in part or whole) for scholarships. The MEF invites you to discuss gifts such as cash, securities, real estate, insurance, personal property, life income, gifts of pooled income funds, charitable remainder trusts, charitable gift annuities, wills and bequests. An endowment gift is truly a significant investment in the future of Maryland athletics. Contact Dick Corrigan or Cheryl Harrison at 301-314-7020 if you would like more information.



Dick Corrigan
DIRECTOR, MAJOR
GIFTS

MEF BOARD OF GOVERNORS

Chairman	Barry P. Gossett
Vice-Chairman	Jack Scarborough
Secretary/Treasurer	Frank Shull III
Past Chairman	Fred Frederick
Executive Director	Dick Corrigan

Hatsy Alperstein	Dr. H. Palmer Hopkins	Dr. Erwin Raffel
Waldo Burnside	Joe Hull	Richard N. Reed
Janathan Claiborne	Arthur Kramer	Bradie Remington
Dr. John Dennis	Thomas Marcos	John Rymer
Lawrence Dall	Leonard G. Mathias	Lagan Schutz
Thomas Fields	John W. McCracken	R. Calvert Steuart
Charles R. Grant	John F. Miller	Robert E. Weiss
Chester Honulak	Frederick Mitchell	Wallace E. Whitmore
Carole Harris	Wilson Phipps	Deborah A. Yaw
John I. Heise		

The M Club

A 77-year Tradition of "Athletes Helping Athletes"

The M Club was founded in 1923 by a group of former University of Maryland athletes led by Dr. H.C. "Curley"

Byrd to encourage excellence in athletics. It is one of the oldest and most respected letterwinner clubs in the country with an organization of more than 4,200 former Maryland varsity athletes.

The M Club goals are to help achieve the very best overall academic and athletic program for the 25 varsity teams, to aid the athletes in making positive contributions to the community, to obtain and main-



David Diehl
EXECUTIVE
DIRECTOR

tain funds for awards and scholarships, and to cultivate social contact and good sportsmanship among the wearers of the "M."

Membership participation, through the payment of annual dues, helps build the scholarship endowment fund and support student-athletes' awards and recognition efforts. Members receive the monthly athletic department publication (TerpTalk) for information about the current teams and news about their former teammates.

In addition, active members receive information about, and discounts for, various M Club activities. Many benefits are intangible, including the satisfaction of having lettered at a great university and being a part of a unique and exclusive organization.

University of Maryland letterwinners interested in the M Club should call David Diehl at (301) 314-5372 or Dotti Warren at (301) 314-7020, or visit www.umd-mclub.org.

Remember the M Club, "Athletes Helping Athletes."

M CLUB EXECUTIVE COMMITTEE

Steve Hayleck, President
Lisa Gibson, President-Elect
Al Naylor, Vice President
Marshall Fesche, Treasurer
Gerald Bechtle, Assistant Secretary
Phil Calder, Assistant Treasurer
Bryan Barda, Executive Committee
Jahn Laman, Executive Committee
Laura LeMire, Executive Committee
Jack Heise, Legal Advisor
David Diehl, Executive Director
Deborah A. Yow, Director of Athletics



Staff Directory

ATHLETIC DIRECTOR'S OFFICE

Athletic Director
 Executive Administrative Assistant
 Executive Assistant to the Athletic Director
Senior Assoc. Athletic Director/Internal Operations
 Administrative Assistant
Senior Assoc. Athletic Director/External Operations
 Administrative Assistant
Associate Athletic Director/Internal Operations
 Director of Personnel Services

ACADEMIC SUPPORT & CAREER DEVELOPMENT

Assoc. AD/Academic Support & Career Development
 Associate Director for Academic Support & Career Dev.
 Asst. Director for Academic Support & Career Dev.
 Asst. Director for Academic Support & Career Dev.
 Asst. Director for Academic Support & Career Dev.
 Asst. Director for Academic Support & Career Dev.
 Learning Specialist
 Asst. Acad. Counselor for Academic Support & Career Dev.
 Asst. Acad. Counselor for Academic Support & Career Dev.
 Administrative Assistant

ADVANCEMENT

Assoc. Athletic Director/External Operations
 Administrative Assistant
Director of Development for Major Gifts
Director of Major Gifts
Director of M Club
 Administrative Assistant
Executive Director of Terropin Club
 Assistant Director of Terropin Club
 Development Assistant
 Administrative Assistant
 Gift Processor
Executive Director/Maryland Walk of Fame and History

BUSINESS

Business Manager
 Assistant Business Manager
 Systems Analyst
 Office Supervisor
 Payroll Coordinator
 Administrative Assistant

COMPLIANCE

Asst. Athletic Director/Compliance/SWA
 Director of Compliance
 Assistant Compliance Coordinator

EQUIPMENT MANAGERS

Head Manager
 Assistant Manager
 Assistant Manager
 Assistant Manager

MARKETING

Assistant Athletic Director/Marketing
 Assistant Marketing Director
 Assistant Marketing Director
 Marketing Assistant
 Administrative Assistant

MEDIA RELATIONS

Associate Athletic Director/Media Relations
 Associate Media Relations Director
 Assistant Media Relations Director
 Assistant Media Relations Director
 Publications Coordinator/Asst. Media Relations Dir.
 Media Relations Coordinator

OPERATIONS & FACILITIES

Assistant Athletic Director/Operations & Facilities
 Assistant Director of Operations
 Assistant Director of Operations
 Administrative Assistant

SPORTS MEDICINE

Head Trainer

Assistant Trainer
 Assistant Trainer
 Assistant Trainer
 Assistant Trainer
 Assistant Trainer

STRENGTH & CONDITIONING

Strength & Conditioning Coach
 Assistant Strength & Conditioning Coach
 Assistant Strength & Conditioning Coach
 Assistant Strength & Conditioning Coach

TICKET OFFICE

Assistant Athletic Director/Ticket Operations
 Associate Ticket Manager
 Assistant Ticket Manager
 Assistant Ticket Manager

Deborah A. Yow 314-7075
 Joyce Taylor 314-7075
 Michael Lipitz 314-7171
 Rob Mullens 314-7046
 Vicki Spinelli 314-8678
 Dennis Helsel 314-6969
 Lynn Ross 314-6999
 Kathleen Worthington 314-7078
 Liso Lepore 314-1967

TBA 314-7040
 Karen Schiferl 314-7039
 Heather Arianno 314-7037
 Kathy Fontaine 314-9662
 Anton Goff 314-7038
 Donald Peorman 314-7042
 Lisa DeDeppo 314-7037
 Shawn Summerville 314-9291
 Phillip Nosh 314-7316
 Karen Sturtz 314-7043

Joe Hull 314-7035
 Helen Pickett 314-7035
 Cheryl Harrison 405-0729
 Dick Corrigan 314-7014
 David Diehl 314-5372
 Doti Warren 314-7020
 Andrew Plenn 314-7019
 Julie Potter 314-7077
 Samuel Kahn 314-8626
 Dana Deloney 314-7020
 Jennifer Evoy 314-7032
 Jock Zone 314-7083

Lisa Peterson 314-7048
 Jennifer Roche 314-7437
 Lisa Pockett 314-7049
 Phyllis Wallocke 314-7050
 Karen White 314-9532
 Lori Panko 314-9214

Jane Mullens 314-7258
 Chod Corlton 314-8325
 Amy Skorbek 314-7081

Ron Ohringer 314-7331
 John Bowie 314-7130
 Pat Gallagher 314-7110
 Eric Nohm 314-7331

Christopher Janush 314-1203
 Michelle Goozman 314-7071
 Chrystie Klor 314-5252
 Adam Frank 314-1517
 Shirley Smith 314-7072

Dove Hoglund 314-7064
 Kevin Messenger 314-7066
 Greg Creece 314-7065
 Stephonie Mociun 314-7063
 Jason Yellin 314-7062
 Jennifer Mason 314-7064

Curt Callahan 314-7126
 Gary Parker 314-7127
 Greg Smith 314-7128
 Patty Benfield 314-7126

Sandy Worth 314-9905
 Brant Berkstresser 314-9906
 J.J. Bush 314-7132
 Matt Chorvat 314-9901
 Phyllis Sanders 314-7137
 Diane Turgeon 314-7137

Dwight Galt 314-9927
 Craig Fitzgerold 314-9927
 Barry Kagan 314-9927
 Corliss White 314-9927

Wendy Brown 405-9273
 Greg Schiller 314-7093
 Eloise Jones 314-7084
 Debbie Russell 314-7085

Coaches' Directory

Baseball

Terry Rupp, Head Coach 314-7122

Men's Basketball

Gory Williams, Head Coach 314-7029

Women's Basketball

Chris Weller, Head Coach 314-1747

Men's & Women's Cross Country

Don Rincon 314-7457

Field Hockey

Missy Meharg, Head Coach 314-7006

Football

Ron Vanderlinden, Head Coach 314-7096

Men's Golf

Tom Honno, Head Coach 403-8157

Women's Golf

Jason Rodenhaver, Head Coach 403-4181

Gymnastics

Bob Nelligan, Head Coach 314-7007

Men's Lacrosse

Dick Edell, Head Coach 314-7117

Women's Lacrosse

Cindy Timchol, Head Coach 314-4273

Men's Soccer

Sasho Cirovski, Head Coach 314-4161

Women's Soccer

Shannon Cirovski, Head Coach 314-7034

Softball

Gino LaMandre, Head Coach 405-0521

Men's & Women's Swimming

Jim Wenhold, Head Coach 314-7031

Men's and Women's Tennis

Jim Laitto, Head Coach 314-7131

Men's and Women's Track

Bill Goodman, Head Coach 314-7457

Volleyball

Janice Kruger, Head Coach 314-9839

Wrestling

John McHugh, Head Coach 314-7134




Sasho Cirovski
MEN'S SOCCER



Shannon Cirovski
WOMEN'S SOCCER



Dick Edell
MEN'S LACROSSE




Bill Goodman
TRACK & FIELD



Tom Hanna
MEN'S GOLF



Janice Kruger
VOLLEYBALL




Jim Laitto
TENNIS



Gina LaMandre
SOFTBALL



Missy Meharg
FIELD HOCKEY



John McHugh
WRESTLING



Bob Nelligan
GYMNASTICS



Dan Rincon
CROSS COUNTRY



Jason Rodenhaver
WOMEN'S GOLF



Terry Rupp
BASEBALL



Cindy Timchal
WOMEN'S LACROSSE



Ron Vanderlinden
FOOTBALL



Chris Weller
WOMEN'S BASKETBALL



Jim Wenhold
SWIMMING & DIVING



Gary Williams
MEN'S BASKETBALL

Athletic Department Staff

Administration



Lisa Lepore
DIRECTOR OF
PERSONNEL SERVICES



Michael Lipitz
EXECUTIVE ASSISTANT
TO THE ATHLETIC
DIRECTOR



Joyce Taylor
EXECUTIVE
ADMIN. ASSISTANT TO
THE ATHLETIC DIRECTOR



Vicki Spinelli
ADMINISTRATIVE
ASSISTANT TO THE
SENIOR ASSOCIATE A.D.



Lynn Ross
ADMINISTRATIVE
ASSISTANT TO THE
SENIOR ASSOCIATE A.D.



Chad Carlton
DIRECTOR OF
COMPLIANCE



Amy Skarbek
ASSISTANT COMPLIANCE
COORDINATOR

Compliance


Business Office



Lisa Peterson
BUSINESS MANAGER



Jennifer Roche
ASSISTANT BUSINESS
MANAGER



Lisa Packett
SYSTEMS ANALYST



Phyllis Wallace
OFFICE SUPERVISOR



Karen White
PAYROLL COORDINATOR




Lori Panko
ADMINISTRATIVE
ASSISTANT

Marketing



Michelle Goozman
ASSISTANT DIRECTOR
OF MARKETING



Chrystie Klar
ASSISTANT DIRECTOR
OF MARKETING



Adam Frank
MARKETING
ASSISTANT

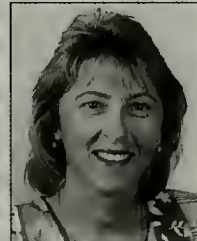
Ticket Office



Greg Schiller
ASSOCIATE TICKET
MANAGER



Debbie Russell
ASSISTANT TICKET
MANAGER



Eloise Jones
ASSISTANT TICKET
MANAGER

Operations & Facilities Walk Of Fame & History Equipment



Gary Parker
ASSISTANT DIRECTOR



Greg Smith
ASSISTANT DIRECTOR



Jack Zane
EXECUTIVE DIRECTOR



John Bowie
ASSISTANT MANAGER



Pat Gallagher
ASSISTANT MANAGER



Eric Nahm
ASSISTANT MANAGER

ATHLETIC DEPARTMENT INDEX

Debarah A. Yaw, A. D.	171	Major Gift Fundraising	181
Athletic Administration	172	M Club	181
Academic Support and Career Development	174	Head Coaches	182
Spats Medicine	178	Media Relations	190
Terrapin Club	180		



Cole Field House

Over the years, Cole Field House has played a substantial role in college basketball history. Twice the Final Four has been held there, and twice it has been a site for the opening two rounds of the NCAA basketball tournament. Cole is the only on-campus arena to play host to multiple Final Fours. Over the years, as the Atlantic Coast Conference has grown in stature as the preeminent college basketball conference in the country, Cole has seen its share of memorable games and storied players.

As the state's flagship university and an important part of the Baltimore-Washington area's sports landscape, it has also served as the site for the state boys' basketball tournament, and housed one of the biggest high school games played in these parts, when DeMatha from nearby Hyattsville played host to New York's Power Memorial and Lew Alcindor, now Kareem Abdul-Jabbar.

In focusing on Cole's past, the temptation is to overlook the present. Certainly, a lot of great games and great teams have performed there through the years. On any given weeknight or weekend afternoon during the cold of the winter, the Terrapins and their spirited fans get the place rocking, and there's no better place for college basketball.

And few arenas have proven quite so dangerous — for opposing teams, that is. Since back in the early '70s, when Lefty Driesell got the "Amen" chorus going, top-ranked teams have found Cole Field House a particularly unfriendly place. Driesell served notice that Maryland would prove an ungracious host during his tenure with an upset of then-No. 1 South Carolina in his second season in College Park. In 1979, the Terps come from behind in the final seconds to knock off top-ranked Notre Dame on national television in another memorable upset. This list goes on and on. UCLA in 1982, Virginia in '83, and Carolina in '95 and again in 1998. All were No. 1 when they arrived at Cole, but were knocked off by the Terrapins and the homecourt advantage the building and the fans afforded them.

Though some of those victories might have been surprises, you could hardly call them flukes. The Terps have posted winning records in 39 of the 45 seasons they've played at Cole, and fans with season tickets have seen the Terps lose more than they've won in College Park only once since the 1969-70 season. Of course, most of those years, the Terps have done far better than just break even in College Park. Under head coach Gary Williams, a Maryland grad who played at Cole as an undergraduate in the late 1960s, the Terps have won at least 10 games at home 10 times in his 11 seasons. Thanks to the heroics of All-American center Joe Smith, the Terps went undefeated at home (16-0) during the 1994-95 season, the third time in history that had happened.



Overall, Maryland is 459-148 at Cole, including a 15-1 record at home last season. In the past two years, Maryland has gone 28-2 in Cole.

Appropriately, the Terps opened their 1955-56 season with a victory over neighboring rival Virginia in the building's dedication game. A crowd of some 9,000 came out to see what kind of field house could be built with \$3.3 million in those days. In the building's early years, capacity was only about 12,000, because there were no seats on the floor, below where the railings ring the court.

Nowadays, capacity is listed as 14,500, although that doesn't include the 96 courtside seats installed before the 1993-94 season. The largest recorded crowd (15,827) was on hand for the Maryland-North Carolina overtime thriller in 1972. But

more than that may have witnessed the Virginia game in March of 1974, which marked the final home game for distinguished seniors Tom McMillen and Len Elmore. Every seat in the place was filled, and thousands more lined the concourse a couple of rows deep or simply sat in the aisles to witness the grand send-off. The fire marshal must have been on vacation. Or maybe he was there at the game.

In the building's four decades, though, the 1966 NCAA championship game, which pitted Kentucky against underdog Texas Western (now Texas El Paso), is probably the most famous. And, the most historically significant. In that game, the upstart Texas team, which featured an all-black starting five, knocked off all-white Kentucky, the New York Yankees of college basketball. The result forced the southern colleges to

Home Of The Terps



recruit and sign black players, lest they lose their competitive advantage, and did away with segregation in the sport.

Cole also hosted the 1970 Final Four, which saw UCLA crowned as champion for the fourth year in a row in what would turn out to be a run of seven straight national titles.

Great high school and professional games have been played on the Maryland campus as well. Back in 1965, Morgan Waotten was gaining national attention for his winning program at DeMatha High School, just down Route 1 from campus. To be the best, Waotten always said, you had to beat the best, which is why he scheduled a game against Power Memorial of New York City, which featured Alcindor. After practicing in the week leading up to the game

against a defender holding a tennis racquet to approximate Alcindor's wingspan, DeMatha stunned Power with a 46-43 victory. It was the only loss of the future Hall of Famer's high school career.

For a time, Cole served as the site for the Capital Classic high school all-star basketball game each spring, and the Capital Bullets, who later became the Washington Wizards, played their NBA games at Cole while waiting for the completion of the Capital Centre back in the early 1970s.

In its time, Cole Field House has been much more than just another on-campus college basketball arena. If you don't believe that, just ask any Terrapin fan or player. But they'd probably all agree that it's the role the building has played best.

YEAR-BY-YEAR AT COLE



Season	Won	Last	Avg. Att
1955-56	9	5	NA
1956-57	8	2	NA
1957-58	10	1	NA
1958-59	7	3	NA
1959-60	8	2	NA
1960-61	8	2	NA
1961-62	4	6	NA
1962-63	5	6	NA
1963-64	5	4	5,833
1964-65	9	3	8,592
1965-66	7	3	9,540
1966-67	5	5	8,249
1967-68	7	3	7,101
1968-69	4	6	6,650
1969-70	10	4	9,900
1970-71	11	4	12,056
1971-72	14	0	13,166
1972-73	12	1	13,294
1973-74	12	1	12,012
1974-75	12	2	13,427
1975-76	13	2	13,110
1976-77	15	4	12,645
1977-78	10	4	12,334
1978-79	12	4	11,196
1979-80	16	0	10,050
1980-81	12	3	12,132
1981-82	13	3	9,830
1982-83	14	3	10,144
1983-84	13	2	11,337
1984-85	14	2	12,458
1985-86	10	5	11,447
1986-87	8	8	8,816
1987-88	8	4	12,127
1988-89	5	9	9,198
1989-90	12	4	10,300
1990-91	11	3	9,820
1991-92	10	5	9,563
1992-93	8	7	11,681
1993-94	10	3	13,644
1994-95	16	0	13,814
1995-96	11	3	13,324
1996-97	11	3	13,059
1997-98	12	2	13,377
1998-99	13	1	14,455
1999-00	15	1	14,148

	Won	Last	Pct.
45 Years	459	148	75.7



History Of Cole Field House

1955 Cole Field House dedicated at a cost of \$3.3 million. Maryland defeats Virginia, 67-55, on Dec. 2 in the first game in the new facility.

1958 Cole is home to the Atlantic Coast Conference champions.

1966 Cole plays host to the NCAA Final Four. In the semifinals, Kentucky defeats Duke and Texas Western (now Texas-El Paso) defeats Utah. Texas-El Paso then defeats Kentucky in one of the most memorable championship games in history.

1970 Cole plays host to the NCAA Final Four for the second time. Jacksonville defeats St. Bonaventure and UCLA defeats New Mexico State in the semifinals. UCLA then defeats Jacksonville as Sidney Wicks outdueled Artis Gilmore. It was the fourth of UCLA's seven consecutive NCAA championships.

1971 Maryland defeats No. 1 South Carolina, 31-30, in one of the great "slow-down" games in the history of Cole. Leading only 4-3 at halftime, Maryland needed a lay-up from Jim O'Brien to tie the game with five seconds to go in regulation and an 11-foot jumper from O'Brien to win the game with four seconds remaining in overtime.

1972 Cole is home to the National Invitation Tournament champions - the Maryland Terrapins.

1972 The Cole Field House attendance record of 15,287 was set as Maryland played host to North Carolina on Feb. 16. Maryland lost 79-77 in an overtime thriller. Maryland averaged 13,166 fans at each home game in 1972, then, the third highest total in school history.

1975 The Cole Field House home average attendance record of 13,427 is set. The Terps played 14 home games in front of 187,971 Terp faithful.

1979 On Super Bowl Sunday, Larry Gibson sank a free throw with one second on the clock to boost the Terps past No. 1 Notre Dame, 67-66, on Jan. 27, 1979. Gibson scored 11 points that day while Ernest Graham scored 28 and Buck Williams grabbed 15 rebounds.

1979 Greg Manning sinks an eight-foot jumper with three seconds remaining in regulation to give Maryland a 70-68 victory over Duke on Jan. 16, 1979. The Blue Devils had entered the season ranked No. 1 in the country and were ranked among the top 10 on the day of the game.



The awards presentation following the 1966 championship game when Texas Western defeated Kentucky in a historic game.



A look at Cole when it first opened in 1955.



1984 Cole is home to the Atlantic Coast Conference champion Maryland Terrapins.

1991 In the NCAA Eastern Regional first round, No. 15 Richmond defeats No. 2 Syracuse, 73-69, in one of the great upsets in NCAA Tournament history. It was only the second time in the history of the tournament that a No. 15 seed had defeated a No. 2 seed.

1992 Maryland defeats No. 10 North Carolina, 82-80, on a last-second tip-in by All-American Walt Williams on Feb. 13. Williams put the Terps up 81-80 with 1.3 seconds remaining to lead the Terps past the Tar Heels in Cole for only the second time since the 1982-83 season.

1994 Maryland sets an all-time average attendance record of 13,644 for 13 games.

1994 Maryland defeats Virginia on March 5, 70-68, in front of a sellout crowd. Duane Simpkins is perfect from the free-throw line (11-11) and Joe Smith

scores 20 points and has 11 rebounds. The win clinches a fourth-place tie in the ACC regular season standings and virtually assures the Terps of an NCAA Tournament bid.

1995 Maryland defeats No. 1 North Carolina, 86-73, on Feb. 7, in front of a sellout crowd and a national television audience. Duane Simpkins and Johnny Rhodes score 21 points each and Joe Smith grabs 16 rebounds. The game features the Terps' Smith and North Carolina's Jerry Stackhouse and Rasheed Wallace, all three of whom were selected in the first round of the 1995 NBA Draft.

1995 Maryland defeats American, 104-79, on Dec. 23, for the 400th victory in Cole Field House by a Maryland team.

1998 Maryland defeats No. 1 North Carolina, 89-83 in overtime, as Laron Profit scores 19 points overall and six points during the overtime period. It marks the second time in three years that the Terps defeated No. 1 North Carolina in Cole Field House.

Cole Field House By The Numbers

Attendance Through The Years

Home Games Only				Total Season Games			
Season	Games	Attendance	Avg.	Season	Games	Attendance	Avg.
1963-64	9	52,500	5,833	1963-64	26	132,200	5,084
1964-65	12	103,100	8,592	1964-65	26	185,500	7,135
1965-66	10	95,400	9,540	1965-66	25	221,000	8,840
1966-67	10	82,490	8,249	1966-67	25	164,390	6,576
1967-68	10	70,100	7,101	1967-68	24	144,950	6,040
1968-69	10	66,500	6,650	1968-69	26	152,005	5,746
1969-70	14	138,600	9,900	1969-70	26	221,153	8,506
1970-71	15	180,842	12,056	1970-71	26	273,553	10,521
1971-72	14	184,323	13,166	1971-72	32	352,436	11,014
1972-73	13	172,828	13,294	1972-73	30	340,964	11,365
1973-74	12	144,149	12,012	1973-74	28	301,164	10,756
1974-75	14	187,971	13,427	1974-75	29	314,341	10,839
1975-76	15	196,656	13,110	1975-76	28	343,785	12,278
1976-77	19	240,254	12,645	1976-77	27	325,777	12,066
1977-78	14	172,673	12,334	1977-78	28	305,001	10,893
1978-79	18	201,536	11,196	1978-79	30	316,449	10,548
1979-80	16	160,815	10,050	1979-80	31	317,559	10,242
1980-81	15	196,978	13,132	1980-81	31	398,036	12,840
1981-82	16	157,275	9,830	1981-82	29	286,264	9,871
1982-83	17	172,445	10,144	1982-83	30	308,340	10,278
1983-84	15	170,060	11,337	1983-84	32	353,551	11,048
1984-85	16	199,335	12,458	1984-85	37	393,459	10,634
1985-86	14	160,267	11,447	1985-86	33	335,937	10,180
1986-87	16	130,975	8,186	1986-87	26	241,118	9,274
1987-88	12	145,525	12,127	1987-88	31	355,597	11,471
1988-89	14	128,773	9,198	1988-89	29	276,604	9,538
1989-90	16	164,806	10,300	1989-90	33	306,339	9,293
1990-91	14	137,476	9,820	1990-91	28	267,401	9,550
1991-92	15	143,444	9,563	1991-92	29	323,755	11,164
1992-93	15	175,217	11,681	1992-93	28	321,673	11,488
1993-94	13	177,376	13,644	1993-94	30	360,993	12,033
1994-95	16	221,020	13,814	1994-95	34	437,268	12,861
1995-96	14	186,553	13,324	1995-96	30	399,616	13,321
1996-97	14	182,832	13,059	1996-97	32	388,300	12,134
1997-98	14	187,272	13,377	1997-98	32	446,213	13,944
1998-99	14	202,365	14,455	1998-99	34	473,626	13,930
1999-00	16	226,369	14,148	1999-00	35	503,648	14,390

Attendance records prior to 1963 are incomplete

Cole Field House Milestones

Dedicated:	December 2, 1955	
Capacity:	14,500 (Courtside Seats: 96)	
First Game:	December 2, 1955	
First Win:	December 2, 1955	Maryland 67, Virginia 55
First Loss:	December 15, 1955	Kentucky 62, Maryland 61
100th Game:	December 18, 1964	Maryland 82, Wake Forest 64
200th Game:	January 23, 1973	Maryland 100, Long Island 73
300th Game:	February 23, 1980	Maryland 82, Virginia 71
400th Game:	January 10, 1987	Virginia 71, Maryland 64
500th Game:	December 2, 1993	Maryland 89, UMBC 80
100th Victory:	February 25, 1970	Maryland 83, West Virginia 76
200th Victory:	December 28, 1977	Maryland 91, Western Kentucky 78
300th Victory:	November 23, 1985	Maryland 84, Northeastern 72
400th Victory:	December 23, 1995	Maryland 104, American 79

NCAA's AT COLE

1962 EASTERN REGIONAL

Semifinals: Wake Forest 96, St. Joseph's (Pa.) 85
 Villanova 79, New York Univ. 76
 Championship: Wake Forest 79, Villanova 69
 Third Place: New York Univ. 94, St. Joseph's (Pa.) 85

1963 EASTERN REGIONAL

Semifinals: Duke 81, New York Univ. 76
 St. Joseph's (Pa.) 97, West Virginia 88
 Championship: Duke 73, St. Joseph's (Pa.) 69
 Third Place: West Virginia 83, New York Univ. 73

1965 EASTERN REGIONAL

Semifinals: Princeton 66, North Carolina 48
 Providence 81, St. Joseph's (Pa.) 73 (OT)
 Championship: Princeton 109, Providence 69
 Third Place: North Carolina 83, St. Joseph's (Pa.) 81

1966 FINAL FOUR

National Semifinals: Kentucky 83, Duke 79
 Texas Western 85, Utah 78
 National Championship: Texas Western 85, Kentucky 65
 Third Place: Duke 79, Utah 77

1967 EASTERN REGIONAL

Semifinals: North Carolina 78, Princeton 70 (OT)
 Boston College 63, St. John's 62
 Championship: North Carolina 96, Boston College 80
 Third Place: Princeton 78, St. John's 58

1968 FIRST ROUND

First Round: Davidson 79, St. John's 70
 Columbia 83, La Salle 69

1969 EASTERN REGIONAL

Semifinals: North Carolina 79, Duquesne 78
 Davidson 79, St. John's 69
 Championship: North Carolina 87, Davidson 85
 Third Place: Duquesne 75, St. John's 72

1970 FINAL FOUR

National Semifinals: Jacksonville 94, St. Bonaventure 83
 UCLA 93, New Mexico State 77
 National Championship: UCLA 80, Jacksonville 69
 Third Place: New Mexico State 79, St. Bonaventure 73

1977 EASTERN REGIONAL

Semifinals: Kentucky 93, Virginia Military 78
 North Carolina 79, Notre Dame 77
 Championship: North Carolina 79, Kentucky 72

1991 EASTERN REGIONAL

First Round: Oklahoma State 67, New Mexico 54
 NC State 114, Southern Mississippi 85
 Temple 80, Purdue 63
 Richmond 73, Syracuse 69
 Second Round: Oklahoma State 73, NC State 77
 Temple 77, Richmond 64



Terps On The Air

All of Maryland's games this season — home and away — will be heard live on the Maryland Radio Network. The Terps will be heard on flagship stations WBAL (1090-AM) and WMAL (630-AM), which combine to give Maryland one of the strongest broadcast signals of any collegiate basketball team in the nation. The Terps can be heard from Maine to Florida.

Johnny Holliday will once again serve as the voice of the Terps. He will be joined by color analyst Chris Knoche.

All of Maryland's games can be heard via www.umterps.com and www.espn.com.

Johnny Holliday — Play-by-Play

Johnny Holliday, who is in his third decade as the Terps' play-by-play announcer, has broadcast more than 580 Maryland basketball games, 28 NCAA Tournament games and will call his 21st ACC Tournament this season.

Holliday, now in his 22nd year as the "Voice of the Terps," is considered one of the finest play-by-play announcers in the nation. In addition to calling the action for the Maryland basketball and football teams, Holliday also hosts the award-winning Gory Williams and Ron Vonderlinden television shows. As the Terps' director of broadcasting, he handles a myriad of speaking duties within the athletic department, ranging from banquets, to Terrapin Club and M Club functions and golf outings.

His long list of credits includes ABC's coverage of every Olympics since 1984. In addition, he has covered championship boxing, the Masters and the Liberty and Aloha bowls.

Holliday's announcing career allows him to lay claim as Washington's most versatile broadcaster, and among the best nationally. Whether it be in radio, where he was named America's No. 1 disc jockey during his rock 'n roll deejay days, to his public address duties with the Cleveland Browns, Oakland Raiders, and Golden State Warriors, to his work in Washington television for the Senators and Bullets, Holliday makes a complicated business look easy.

He brings that ease to the Maryland coach's television shows on Home Team Sports, the region's premier sports channel. He also does special events for HTS that include baseball, tennis, basketball and track and field. He is among the pioneer broadcasters for the sport of women's basketball, earning a Distinguished Service Award from ACC women's basketball officials for his work on that league's women's basketball telecasts.

A native of Miami, Fla., Holliday began his broadcasting career in Perry, Ga., and through the years has worked in four of the nation's prime radio markets: Cleveland, New York, San Francisco and Washington. At one time, he was recognized as America's No. 1 disc jockey. He is a member of the Rock 'N Roll Hall of Fame.



JOHNNY HOLLIDAY (RIGHT) AND ANALYST CHRIS KNOCHE.

In addition to his broadcasting accomplishments, he also has been extremely successful raising money for charity. *Washingtonian* magazine honored him as a Washingtonian of the Year for his many civic activities. His basketball and softball teams, the Radio Wonders, have raised more than \$1 million for charity. He is involved in Special Olympics, Catholic Charities, Operation Smile, and the Boy Scouts of America. He has served as television host for the Easter Seals, Muscular Dystrophy, March of Dimes and Leukemia telethons.

Three years ago he was honored by the Greater Washington, D.C. Chapter of Operation Smile with its 1998 Smile Award for his outstanding service to the community. In 1995, he was the recipient of the University of Maryland "M Club" Distinguished Citizen Award. He is an honorary member of the university's chapter of Omicron Delta Kappa.

Holliday and his wife, Mary Claire, are the proud parents of three daughters: Kellie, a physician who resides in Bel Air, Md., with her husband Steve, who also is a physician; Trocie, a neonatal nurse at Shady Grove Hospital who resides in Potomac, Md.; with her husband Chris, an attorney; and Moira, who attends St. Joseph's University in Philadelphia.

Chris Knoche — Color Analyst

Chris Knoche, a former player and head coach at American University who has worked in radio and television for the past three years, is in his second season as the color analyst for the Terp men's basketball radio broadcasts.

Knoche spent 17 seasons at American, playing the 1979-80 and '80-81 seasons under current Terp coach Gory Williams before moving into an assistant

coaching position and later serving seven seasons (1991-97) as the Eagles' head coach.

Prior to joining Maryland's broadcast crew, he worked 40-50 games each of the previous two seasons as a color commentator, including stints on the Ivy League Game of the Week television package and the Big Ten Game of the Week on Westwood One/CBS Radio. He also has worked telecasts for ESPN and HTS in addition to doing radio and television analysis for George Mason University games.

"Chris Knoche brings an outstanding background as a player, coach and fan to our basketball broadcasts," said Williams, the Terps' 12th-year head coach. "Being able to work with Johnny Holliday, Chris provides the opportunity for Maryland fans to listen to someone who has very good experience as a color commentator. More important, he is someone who has a great feel for the game of basketball. I have known Chris as a player and a coach for more than 20 years. He is an exciting addition to our basketball program."

MARYLAND RADIO NETWORK

WBAL-AM	Baltimore	1090
WMAL-AM	Washington, D.C.	630
WAMD-AM	Aberdeen	970
WTBO-AM	Cumberland	1450
WFMD-AM	Frederick	930
WARK-AM	Hagerstown	1490
WMDM-FM	Lexington Park	97.7
WMSG-AM	Oakland	1050
WDMV-AM	Pocomoke City	540
WINX-AM	Rockville	1600
WTGM-FM	Salisbury	960
WTR-AM	Westminster	1470

Covering The Terps

Key: [SE] indicates sports editor
[ASE] indicates assistant sports editor
[SD] indicates sports director
[B] indicates beat writer
[C] indicates columnist
[SW] indicates staff writer
[SA] indicates sports anchor
[SR] indicates sports reporter
[TSH] indicates sports talk host
[ESP] indicates executive sports producer
[SP] indicates sports producer

MARYLAND RADIO NETWORK

Play-by-Play Announcer

Johnny Holliday
Sports Anchor
ABC Radio
1717 Desales St. NW
Washington D.C. 20036
(202) 222-7600
(202) 222-7682 (FAX)

Color Analyst

Chris Knoche
3141 Fairview Park Drive
Suite 250
Falls Church, Va. 22042
(703) 205-0393

PRINT OUTLETS

Washington Post

1150 15th St.
Washington D.C. 20071
(202) 334-7350
(202) 334-7685 (FAX)
George Solomon [SE]
Mat Rennie [ASE]
Josh Barr [B]
Michael Wilbon [C]
Tony Kornheiser [C]
Thomas Boswell [C]

Baltimore Sun

Calvert & Center Streets
Baltimore, MD. 21203
410-332-6200
410-783-2518 (FAX)
sports@sunspot.net (e-mail)
Molly Dunham [SE]
Sam Davis [SE]
Gary Lambrecht [B]
John Eisenberg [C]
Mike Preston [C]

Washington Times

3600 New York Ave. NE
Washington D.C. 20002
(202) 636-3269
(202) 529-7869 (FAX)
Mark Hartzell [SE]
Jon Siegel [B]
Tom Knott [C]
Dan Daly [C]
Dick Heller [C]
Thom Loverro [C]

Prince George's Journal

9426 Annapolis Road
Lanham, MD 20706
(301) 306-3414
(301) 731-8363 (FAX)
pgedit@jrn.com (e-mail)
Ben Lumpkin [SE]
Kristopher D. Smith [B]
Mike Eacobacci [B]

Montgomery Journal

2 Research Court
Rockville, MD 20850

(301) 670-1400
(301) 670-1421 (FAX)
mtgedit@jrn.com (e-mail)
Brion McNicoll [SE]
Jake Scholler [SW]
Kevin Dunleavy [SW]
Vincent Pulupa [SW]

Annapolis Capital

2000 Capitol Drive
Annapolis, MD 21404
(410) 280-5923
(410) 268-4643 (FAX)
sports@capitalgazette.com (e-mail)
Joe Gross [SE]
Bill Wagner [B]
Croig Anderson [C]
John McNamora [C]

Cumberland Times

19 Mechanic Road
Cumberland, MD 21502
(301) 722-4600
(301) 722-4870 (FAX)
ctn@times-news.com (e-mail)
Mike Burke [SE/B]
Steve Luse [C]

Easton Star-Democrat

1 Airport Drive
Easton, MD 21601
(410) 770-4010
(410) 770-4019 (FAX)
eastonedit@cpcc.chespub.com (e-mail)
Bill Houfe [SE]
Kevin George [ASE]

Frederick News-Post

200 Patrick Street
Frederick, MD 21701
(301) 662-1177
(301) 662-8299 (FAX)
jhuffer@fredericknewspost.com (e-mail)
Stan Goldberg [SE]
John Cannon [SW]
Bill Couley [SW]
Joe Huffer [SW]

Gazette Newspapers

1200 Quince Orchard Blvd.
Gaithersburg, MD 20878
(301) 670-2050
(301) 670-7183 (FAX)
bheard@gazette.net (e-mail)
Brian Heard [SE]
Chris Murray [ASE]

Hagerstown Morning Herald

100 Summit Ave.
Hagerstown, MD 21740
(301) 733-5131
(301) 714-0245 (FAX)
news@herald-mail.com (e-mail)
Mark Keller [SE]
Bob Parasiliti [B]

Hagerstown Daily Mail

100 Summit Ave.
Hagerstown, MD 21740
(301) 733-5131
(301) 714-0245 (FAX)
news@herald-mail.com (e-mail)
Larry Yanos [SE]

Salisbury Times

P.O. Box 1937
Salisbury, MD 21802
(410) 749-7171
(410) 749-7290 (FAX)
newsroom@shore.intercom.net (e-mail)
John Evans [SE]
Brent Adelman [B]
Stephanie Flower [B]

Terrapin Times

P.O. Box 993
Bel Air, MD 21014
1-800-594-9320
(410) 256-8838 (FAX)
tkeith@terrapintimes.com (e-mail)
Keith Covanough [SE]

WIRE/NATIONAL SERVICES

Associated Press

222 St. Paul Place
Baltimore, MD 21202
(410) 539-3524
(410) 727-1550 (FAX)
spsltr@aol.com (e-mail)
Dave Ginsburg [SE]

USA Today

1000 Wilson Blvd.
Arlington, VA 22229
(703) 276-3735
(703) 276-5527 (FAX)
Tom O'Toole [SE]

STUDENT MEDIA

The Diamondback

3136 South Campus Dining Hall
University of Maryland
College Park, MD 20742
(301) 314-8200
(301) 314-8358 (FAX)
pstevens@wam.umd.edu (e-mail)
Patrick Stevens [SE]
Josh Mitchell [B]
Tommy Ventre [B]

WMUC Radio

3130 South Campus Dining Hall
University of Maryland
College Park, MD 20742
(301) 314-7866
(301) 314-7879 (FAX)

RADIO OUTLETS

WBAL

3800 Hooper Avenue
Baltimore, MD 21211
(410) 338-6592
(410) 338-6675 (FAX)
Steve Stewart [SD]
Gerry Sandusky [TSH]
Greg Sher [TSH]
Steve Melewski [TSH]

WTEM

11300 Rockville Pike
Rockville, MD 20852
(301) 231-7798
(301) 881-8025 (FAX)
Andy Pollin [SD]
Rick "Doc" Walker [TSH]
Al Koken [TSH]
Chris Passaromo [ESP]

WNST

1550 Hart Rd.
Baltimore, MD 21286
(410) 821-9678
(410) 828-4698 (FAX)
Nestor Aparocio [TSH]
Steve Hennessey [SP]

WCBM

68 Radio Plaza
Owings Mills, MD 21117
(410) 580-6800
(410) 580-6810 (FAX)
Art Sinclair [SD]

WFMD

P.O. Box 151
Frederick, MD 21701
(301) 663-4181
(301) 682-8018 (FAX)
Ron Kitzmiller [SD]

WINX

12216 Parklawn Drive
Suite 203
Rockville, MD 20852
(301) 424-9292
(301) 424-8266 (FAX)

WMAL

4400 Jennifer St.
Washington DC 20015
(202) 686-3100
(202) 537-0009 (FAX)
Tim Brant [SD]
Tom Blaz [SR]
Bryan Nehman [SR]

WOLB

59DD Princess Garden Parkway
Lanham, MD 20706
(301) 306-1111
(301) 306-1149 (FAX)
Butch McAdams [SD]

WTOP

3400 Idaho Ave. NW
Washington DC 20016
(202) 895-5060
(202) 895-5149 (FAX)
Dave Johnson [SA]
Byron Kerr [SR]
Frank Hanrohan [SR]

TV OUTLETS

WBAL (NBC/11)

3800 Hooper Ave.
Baltimore, MD 21212
(410) 338-1750
(410) 467-6671 (FAX)
Gerry Sandusky [SD]
Chris Ely [SA/SR]
Craig Bell [SA]
Kevin Anderson [SP]

WBFF (FOX/45)

2000 W. 41st St.
Baltimore, MD 21211
(410) 467-5595
(410) 467-5093 (FAX)
Bruce Cunningham [SD]
Steve Davis [SR]
Brent Harris [SR]
Mike Wargo [SP]
Mark Penn [SP]

WJZ (CBS/13)

Television Hill
Baltimore, MD 21211
(410) 578-7522
(410) 578-0642 (FAX)
John Buren [SD]
Mike Pupo [ESP]
Joe McLoughlin [SP]
Scott Curkin [SP]

WMAR (ABC/2)

6400 York Road
Baltimore, MD 21212
(410) 377-7558
(410) 377-0493 (FAX)
Scott Gorceau [SD]
Keith Mills [SA]
John Curry [SR/SP]

WUSA (CBS/9)

4100 Wisconsin Ave. NW
Washington D.C. 20008

(202) 895-5600
(202) 363-6472 (FAX)
Jess Atkinson [SD]
Ken Mease [SA]
Andre Jones [SP]
Larry Duval [SP]
Maurice Drummond [SP]

WJLA (ABC/7)

3007 Tilden St. NW
Washington D.C. 20008
(202) 364-7726
(202) 364-7789 (FAX)
Rene Knott [SD]
Dan Brady [SA]
Rich Cook [SA]
Rich Daniel [ESP]
Keith Abernathy [SP]
Alex Parker [SP]

WRC (NBC/4)

4001 Nebraska Ave. NW
Washington DC 20016
(202) 885-4451
(202) 885-4002 (FAX)
George Michael [SD]
Wolly Bruckner [SA]
Jill Sorenson [SA]
Jeff Greenburg [ESP]
Joe Schriber [ESP]
Rich Dunn [SP]
Steve Dresner [SP]

WTG (FOX/5)

5151 Wisconsin Ave.
Washington DC 20016
(202) 895-3026
(202) 895-3010 (FAX)
Dave Feldman [SD]
Dave Ross [SA]

WHAG (NBC/25)

13 E. Washington St.
Hagerstown, MD 21740
(301) 698-5225
(301) 745-4093 (FAX)
Greg Miller [SD]

WMDT

202 Downton Plaza
Salisbury, MD 21801
(410) 742-4747
(410) 742-5767 (FAX)
Rob Carlin [SD]

Newschannel 8

7600-D Springfield Blvd.
Springfield, VA 22153
(703) 912-5395
(703) 912-5329 (FAX)
sports@newschannel8.net (e-mail)
Ross McCallum [SD]
Glenn Harris [SA]
Joyce Jackson [SA]
Kaye Lake [SA]
Dave Weinberger [SP]
Chris Beaumier [SP]

Cable News 21

(Montgomery County)
7548 Standish Place
Rockville, MD 20855
(301) 294-2121
(301) 517-8690 (FAX)
Chris Clark [SD]

Cable News 15

(Prince George's County)
9475 Lottsford Rd
Suite 125
Largo, Md. 20774
(301) 386-7627
(301) 322-6132 (FAX)
Dave Goldman [SD]



Media Information

MEN'S BASKETBALL CONTACT

Kevin Messenger
Associate Director, Athletic Media Relations

Mailing Address
P.O. Box 295
College Park, MD 20742-0295



Shipping Address
Room 1112
Cole Field House
Campus Drive
College Park, MD 20740

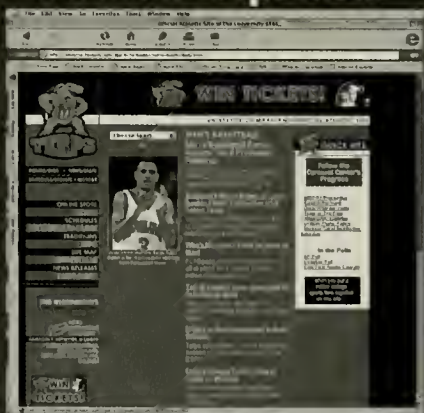
Important Telephone Numbers
(301) 314-7066 – Messenger's Office Phone
(301) 474-9555 – Messenger's Home Phone
(301) 314-7064 – Media Relations Office
(301) 314-9094 – Media Relations FAX
(301) 314-8624 – Cole Field House Press Row
(301) 314-TERP – Terrapin Fan Phone
Athletics Web Site – www.umterps.com

WELCOME TO MARYLAND

Maryland basketball is one of the top overall programs in the nation. Head coach Gary Williams, his staff and players welcome you to College Park and hope that your stay is enjoyable. Cole Field House is one of the top places in the nation to watch a college basketball game and the program would like to thank you for stopping here while on your "Road to the Final Four." The media relations staff is always available to service you and has prepared this media guide as a source of

FOR EVERYTHING YOU EVER WANTED TO KNOW ABOUT THE TERPS, CHECK OUT:

www.umterps.com



news, profiles,
results, features,
scores, photos,
stats, tickets.

information which can be referred to all season. Welcome to Maryland. We hope that you enjoy your visit and that we will see you along the college basketball road again.

BEFORE YOUR VISIT

Game credentials are issued to accredited members of the media only. Working space in the press area of Cole is limited and seats are expressly reserved for those working on deadline, with no exceptions. Children and other non-workers are not allowed in the press area. Credentials should be ordered at least one week before each game and are issued through the Media Relations Office. Requests for credentials should be made in writing and on letterhead stationery to Dave Haglund or Kevin Messenger in the Media Relations office. If it is convenient for you to FAX your request, you are welcome to do so. The FAX number in the Media Relations Office is (301) 314-9094. These requests are accepted from Sports Editors and Sports Directors only. The credential requests should be sent so that they reach the Media Relations Office at least one week prior to the desired games. They are carefully screened to insure good working conditions in the press area. When time permits, a working press pass and a parking pass will be mailed. When this is not possible, they will be left at the Press Will Call entrance at the back door of Cole. The back door of Cole directly faces Byrd Stadium.

Photographers, too, should make their credential requests at least one week in advance. Credential requests for photography passes are welcome. Photographers should note that the Cole Field House lights are color balanced for daylight. An exposure setting of 250 at f2.8 has been found to work well with ASA 400 film and normal processing. Strobe lights may be installed in Cole, but arrangements must be made through the Media Relations Office two weeks in advance. Space for strobe lights is available on a first come, first served basis.

Game Day Press Parking is located on the Byrd Stadium promenade, under the Tyser Tower press box. The promenade is best accessed from the Stadium Drive entrance to campus. Access is via press parking pass only and is available on an extremely limited basis.

MEDIA WORK ROOM

A press work room is available for working media only on the court level of Cole. The media workroom is located just off of the basketball court to your left. A limited number of long distance phone lines are available on a first-come, first serve basis and require a credit card for billing.

The room opens well before game time and media representatives are welcome to make themselves comfortable. Food service is available to the media in the press room as a pre-game meal is served buffet style. A halftime and post-game beverage service is also available. The pre-game buffet is available one hour before tip-off.

MEDIA RELATIONS STAFF



DAVE HAGLUND
Associate Athletic Director
Athletic Media Relations
Office: 301-314-7064
Home: 301-879-2518
E-Mail: haglund@wom.umd.edu



KEVIN MESSENGER
Associate Director
Athletic Media Relations
Office: 301-314-7066
Home: 301-474-9555
E-Mail: kmess@wom.umd.edu



GREG CREESE
Assistant Director
Athletic Media Relations
Office: 301-314-7065
Home: 301-887-1199
E-Mail: gcreese@wom.umd.edu



STEPHANIE MOCIUN
Assistant Director
Athletic Media Relations
Office: 301-314-7063
Home: 301-847-1398
E-Mail: smociun@wom.umd.edu



JASON YELLIN
Publications Coordinator/
Assistant Director
Athletic Media Relations
Office: 301-314-7062
Home: 410-953-0575
E-Mail: jyellin@wom.umd.edu



JENNIFER MASON
Media Relations Coordinator
Athletic Media Relations
Office: 301-314-7064
Home: 301-776-1702
E-Mail: jmason@wom.umd.edu



JASON BAUM
Staff Assistant
Athletic Media Relations
Office: 301-314-7068
Home: 301-497-1147
E-Mail: jbaum@wom.umd.edu



MARK FRATTO
Graduate Assistant
Athletic Media Relations
Office: 301-314-1483
Home: 301-474-6304
E-Mail: fratto@wom.umd.edu

Student Assistants: Doug Drabik, Adam Littman, Vita McKenna, Brian Pressman, Dan Rosso, Cherise Rhyns, Suttichi Saproosok, Brandi Wiggins, Jason Zhong

FAX MACHINE SERVICE

Fax machine service will be available. If you need any information faxed to your newspaper, please submit your request to a member of the Media Relations Office.

PRESS SEATING

Press seating is located on the basketball floor in the northwest corner of the arena. The area is manned by members of the Media Relations Office throughout the game. The Media Relations staff desires to help the media be as comfortable as possible during each game.

PHOTOGRAPHERS

The NCAA has established a policy to control congestion in the photography areas on the basketball court. Only photographers on assignment, along with members of working television media are given photo passes. Admission to the court and the photo boxes is by photo pass only. Photographers, both still and electronic, must shoot from the baselines at the northwest (Maryland bench end/directly in front of press seating) and southeast (visiting bench) corners of the court. Photographer's floor access is governed by Atlantic Coast Conference policy. Please note that only game photographers (no runners, assistants or producers) will have access to the photography areas. Photographers are also welcome to shoot from the photo deck on the west side of Cole. Access to the photo deck is from the concourse level opposite the team benches. Photographer positions are at the complete discretion of the basketball game officials and the Media Relations Office **AT ALL TIMES**. Failure to comply with their directions will result in expulsion from the arena.

IN-SEASON INTERVIEW POLICIES

All Maryland players and head coach Gary Williams will be available for interviews with accredited members of the media throughout the season. ALL INTERVIEW REQUESTS must be made through the Media Relations Office, contacting Kevin Messenger. Please give a minimum of 24 hours notice. Player's individual phone numbers will not be given to the media and game day interviews will not be granted until the end of a game.

The Media Relations Office is located on the main level of Cole Field House in room 1112. The phone number is (301) 314-7064 and the FAX number is (301) 314-9094.

Players will not be available for live call-in radio shows.

POSTGAME PRESS CONFERENCE

Postgame interviews with Maryland coach Gary Williams are held in the basketball lounge adjacent to the media work room and the Maryland lockerroom. Coaches from opposing teams will be brought to the entrance to the women's basketball locker room, also located off the tunnel after each game. **The Maryland locker room is open to credentialed media for a brief period after Coach Williams concludes his comments to the media.** This is in accordance with ACC rules. The visiting team's locker room access policy is determined by officials of that school.

POSTGAME STATISTICS

Statistics packets, including running play-by-play, first half and final boxscores and post-game notes and quotes, are compiled following every game and made available to the media at press row and in the press room.

E-MAIL SERVICES

Basketball releases can be obtained electronically by contacting Kevin Messenger at kmess@wom.umd.edu. List TERP NEWS in the subject heading, and include the name of your media outlet and phone number in your message. (This is a media service only).

MEDIA TEAM LINK

Releases, statistics and other sports information from all ACC schools as well as other conferences and institutions around the country are available by accessing www.mediateamlink.com. You can have updated documents delivered directly to your e-mail and/or fax machine the moment they are updated. You can also view documents on-line. Mediateamlink is FREE to all accredited media. Log on to www.mediateamlink.com if you do not already have an account, and click the "Sign Up Here" button and complete the short form. Documents requested via fax will incur a 15 cents per page fee. This site is for accredited media only. Pivotal Communications will conduct an audit to eliminate non-accredited media. Documents are also still available on InfoConnection. To access, please dial 770-558-6000 from the handset of your fax machine and enter your 10-digit PIN. If you do not have a PIN number, please call Pivotal Communications at 770-399-0096.

TELEPHONES

A limited number of telephones are available in the Cole Field House press room (calling card or reversed charges required). Any additional telephone requests should be directed to Gary Parker, Asst. Director of Operations and Facilities, at 301-314-7127. List Kevin Messenger as the contact for all installations.

TERRAPIN FAN PHONE

Information on Maryland athletics, including activities with head coach Gary Williams, can be obtained by calling the Terrapin Fanphone at 301-314-8377.

WEEKLY TELECONFERENCE

Beginning the first Tuesday in January and continuing each week through the end of the season, the Atlantic Coast Conference will hold a weekly telephone press conference featuring all nine league coaches beginning at 11 a.m.

Each coach will be available to furnish comments and take questions for 10 minutes beginning with Wake Forest head coach Dave Odom and continuing in alphabetical order by school. Gary Williams is available from 11:40-11:50.

The weekly press conference can be accessed by calling (913) 981-5507. Please contact Brian Morrison of the ACC Office at (336) 851-6062 for further information.

Welcome to the University of Maryland's Cole Field House. We hope you enjoy your visit.

GETTING TO COLE FIELD HOUSE

From Baltimore and North: Interstate 95 south to Exit 25, College Park/U.S. Route 1 South. After approximately one mile take a right hand exit off of U.S. 1 onto Maryland Route 193 West. Go two traffic lights to Stadium Drive. Make a left turn onto Stadium Drive and Cole Field House is on your right.

From Baltimore/Washington International Airport: Interstate 195 West to Interstate 95 South. Travel to exit 25 and follow the above directions to Cole Field House.

From Reagan National Airport: Interstate 395 North until it terminates at New York Avenue. Make a right onto New York Avenue and exit at Maryland Route 295 (Baltimore/Washington Parkway). Exit at Maryland Route 193 West (Greenbelt Road) and follow straight for three miles to Stadium Drive.

From Washington/Richmond South: Interstate 95 North until exit 25, College Park/U.S. Route 1 South. Take the above directions to Cole Field House.

From Dulles International Airport (and west): Dulles Toll Road to I-495 West. Take 495 West (Washington Beltway) for approximately 25 minutes to exit 25B. Take the above directions to Cole Field House.

STAYING IN COLLEGE PARK

HOTELS

Inn & Conference Center	301-985-7310
Greenbelt Marriott	301-441-3700
Best Western Maryland Inn	301-474-2800
Greenbelt Holiday Inn	301-982-7000
College Park Holiday Inn	301-345-6700
College Park Comfort Suites	301-441-8110
Courtyard by Marriott	301-441-3311
Comfort Inn	301-441-8110
Quality Inn	301-864-5820
Days Inn	301-345-5000
Calverton Holiday Inn	301-474-0894

RESTAURANTS


R.J. Bentley's	301-277-8898
94th Aero Squadron	301-699-9400
Applebee's	301-927-8787
Bennigan's	301-982-9780
China Buffet	301-982-6600
Chef's Secret	301-345-6101
Ledo's	301-422-8622
New York Deli	301-345-0366
Santa Fe Cafe	301-779-1345
Sir Walter Raleigh Inns	301-474-6500
TGI Friday's	301-345-2503

LOCAL TAXI CABS


Beltway Cab Co.	301-270-2221
Blue Bird & Yellow Cab Co.	301-864-7700



TV/Radio Chart



#1 BYRON MOUTON
Guard/Forward • 6-6 • 215
Junior • Transfer
Rayne, La.




#3 JUAN DIXON
Guard • 6-3 • 164
Junior • 2 Letters
Baltimore, Md.



#4 EARL BAOU
Guard • 6-0 • 160
Junior • Squad
Baltimore, Md.




#11 CALVIN MCCALL
Guard • 6-3 • 200
Sophomore • 1 Letter
Miami, Fla.



#12 DREW NICHOLAS
Guard • 6-3 • 160
Sophomore • 1 Letter
Hempstead, N.Y.



#15 DANNY MILLER
Guard • 6-8 • 220
Junior • 2 Letters
Mt. Holly, N.J.




#21 LARON CEPHAS
Forward • 6-7 • 217
Senior • 3 Letters
Wilmington, Del.




#25 STEVE BLAKE
Guard • 6-3 • 160
Sophomore • 1 Letter
Miami Lakes, Fla.



#33 MIKE MARDOSICH
Center/Forward • 7-0 • 244
Senior • 3 Letters
Boston, Mass.




#35 LONNY BAXTER
Forward/Center • 6-8 • 260
Junior • 2 Letters
Silver Spring, Md.




#40 MATT SLANINKA
Center • 7-4 • 257
Freshman
Hyattsville, Md.




#44 TERENCE MORRIS
Forward • 6-9 • 221
Senior • 3 Letters
Frederick, Md.



#45 TAHJ HOLDEN
Forward • 6-10 • 247
Sophomore • 1 Letter
Little Silver, N.J.




#54 CHRIS WILCOX
Forward/Center • 6-10 • 210
Freshman
Raleigh, N.C.



GARY WILLIAMS
Head Coach
12th Year At Maryland
Maryland '68


Assistant Coaches and Support Staff



BILLY HAHN
Associate Head Coach
12th Year At Maryland
Maryland '75




DAVE DICKERSON
Assistant Coach
5th Year At Maryland
Maryland '89



JIMMY PATSOS
Assistant Coach
10th Year At Maryland
Catholic '89



TROY WAINWRIGHT
Dir., Basketball Operations
5th Year At Maryland
Maryland '90



J.J. BUSH
Trainer
29th Year At Maryland
Florida State '69



JOHN BOWIE
Equipment Manager
12th Year At Maryland



KURTIS SHULTZ
Strength & Conditioning
2nd Year At Maryland

Terps

IN THE



Joe Smith
Minnesota
Timberwolves

Smith was the
No. 1 overall pick
in the 1995
NBA Draft.




Steve Francis
Houston Rockets

Francis was the No. 2
overall pick in the 1999
NBA Draft, and was last
season's NBA Co-Rookie
of the Year.

Laron Profit
Washington
Wizards



Obinna Ekezie
Washington
Wizards



Walt Williams
Houston Rockets

Williams was a
1992 NBA Lottery
Pick, the 7th player
chosen overall.

Tony Massenburg
Vancouver Grizzlies



A collage of Maryland Terrapin basketball players in action. The players are wearing white jerseys with red and gold accents. The background is a dark red color with a basketball court pattern. At the top left, a cartoon terrapin mascot is shown holding a basketball hoop. The text 'UNIVERSITY OF MARYLAND' is prominently displayed in a stylized font across the top.

UNIVERSITY OF MARYLAND

Mike Mardesich

LaRon Cephas

Danny Miller

Steve Blake

Drew Nicholas

Tahj Holden