


SF 751
.V2
Copy 1

SF 751
.V2

THE
VETERINARY COMPENDIUM

A COMPENDIUM OF PRACTICAL AND USEFUL INFORMATION. A TREATISE ON THE DISEASES, SYMPTOMS AND REMEDIES OF LIVE STOCK.

(Dedicated to the Farmer.)



COMPILED BY WALES E. VAN AME.

—PUBLISHED BY—


The Live Stock Proprietary Remedy Co.,
FORT WAYNE, INDIANA.

—1902.—

COPYRIGHTED.

THE Packard

not the oldest
BUT
embodying
all the artistic qualities
contained in any
piano



and
possessing others
that makes it the

IDEAL PIANO

MAN'D BY
THE PACKARD COMPANY
FORT WAYNE, INDIANA.


DON'T FAIL TO
SEE IT BEFORE
BUYING

|||

THE
VETERINARY COMPENDIUM

A COMPENDIUM OF PRACTICAL AND USEFUL INFORMATION. A TREATISE ON THE DISEASES, SYMPTOMS AND REMEDIES OF LIVE STOCK.

(Dedicated to the Farmer.)



COMPILED BY WALES E. VAN AME.

—PUBLISHED BY—

The Live Stock Proprietary Remedy Co.,
FORT WAYNE, INDIANA.

—1902.—

THE LIBRARY OF
CONGRESS.
TWO COPIES RECEIVED
APR. 28 1902
COPYRIGHT ENTRY
Mar. 3-1902
CLASS & XXc. NO.
28013
COPY B.

Entered according to the Act of Congress,
in the year 1902, by
WALES E. VAN AME,
In the Office of the Librarian of Congress, at
Washington, D. C.

SF 151
V2

YHARGL JHT
28013

CONTENTS.

INTRODUCTION.

	Page.
An Open Letter to the Farmer	1
Causes of Disease.....	5
Dry Heat	8
Fomentations	7
Heat by Inhalation	8
How to Observe Disease	5
How to Order Our Remedies.....	3
Hot Water	8
Modes of Applying Heat	7
Poultices or Cataplasms	7
Table for Liquid Measure	4
Table of Doses	4
Water	8

DISEASES OF THE HORSE.

Abscess	11
Apthous Thrush	70
Apoplexy	10
Atrophy of the Muscles.....	69
Black Tongue	13
Bladder, Inflammation of	39
Bloody Urine	12
Bots	14
Bowels, Inflammation of	38
Bronchitis	16
Bruises	62
Bruises of the Frog	17
Canker	18
Capped Hock	19
Cocked Ankles	20

	Page.
Cold	19
Colic Flatulent or Bloating	22
Colic Spasmodic	21
Congestion of the Lungs	22
Corns	24
Constipation	23
Costivenessz.....	23
Consumption	24
Coup De Soleil	68
Cramps	21
Crib-Biters	25
Curb	26
Cystitis	39
Diabetes	26
Diarrhoea	27
Distemper	28
Dropsy	29
Enteritis	38
Eye, Inflammation of	40
Farcy	33
Fislow	70
Fistulous Withers	55
Founder	30
Galls	31
General Debility	32
Glanders	33
Glossitis	13
Gorged Stomach	37
Gravel in Foot	34
Grease Heel	34
Gums Swollen	44
Haematuria	12
Heaves	35
Hepatitis	41
Hide Bound	36
Hip and Shoulder Lameness	37
Inflammation of the Bladder	39
" " " Bowels	38

CONTENTS.

v

	Page.
Inflammation of the Eye.....	40
" " " Feet	30
" " " Kidneys	41
" " " Liver	41
" " " Lungs	43
" " " Lymphatics	42
" " " Mouth	70
" " " Tongue	13
Indigestion	37
Influenza	28
Itch	48
Jaundice	72
Kidneys, Inflammation of	41
Knee Sprung	43
Knuckling	20
Laminitis	30
Lampas	44
Liver, Inflammation of	41
Lock Jaw	46
Lung Fever	44
Lungs, Inflammation of	43
Lymphangitis	42
Lymphatics, Inflammation of.....	42
Mange	48
Moon Blindness	49
Nephritis	41
Nettle Rash	50
Oedema	70
Ophthalmia Periodic	49
Palsy	51
Paralysis	51
Patella, Dislocation of	64
Periodic Ophthalmia	49
Pleurisy	52
Pneumonia	44
Poll Evil	55
Pricks in the Foot From Nails.....	56
Purples	53

Purpura Haemorrhagia	53
Quarter Cracks	60
Quittor	56
Rectum Worms	15
Ring Bone	59
Ring Worm	60
Rheumatism	57
Salivation	61
Scabies	48
Sand Cracks	60
Shoulder and Hip Lameness	37
Side Bones	65
Slobbers	61
Sores	65
Sore Shoulders	31
Spavin Bog	63
" Bone	64
" Blood	63
" Occult	64
Splint	62
Sprains	62
Stifle-Joint Lameness	64
Stomatitis	70
Strangles	28
Stranguary	66
Stringhalt	67
Stump-Suckers	25
Sunstroke	68
Surfeit	50
Sweeney	69
Swelled Legs	70
Swinney	69
Swollen Gums	44
Tetanus	46
Thisolow	55
Thrush in the Foot	71
" " " Mouth	70
Tongue, Inflammation of	13
Warts	71

CONTENTS.

vii

	Page.
Wind Galls	72
Wind-Suckers	25
Worms, Rectum	15
Yellows	72

DISEASES OF CATTLE.

Abortion	75
" Prevention of	76
Aphtha	108
Apoplexy, Splenic	106
Black Quarter	77
Black Tongue	78
Black Water	104
Bladder, Inflammation of	90
Bloating	79
Bloody Urine	79
Bronchitis	80
Cancerous Ulcers	98
Choking	81
Colic	83
Consumption	84
Contagious Typhus	103
Cow Pox	85
Croup	85
Cud, Loss of	86
Cystitis	90
Diarrhoea	87
" Chronic	87
" In Calves	88
" Simple	87
Epizootic Aphtha	101
Fardel Bound	89
Foul Claw	89
Foul in the Foot	89
Garget Mammitis	93
General Debility	89
Glossitis	78
Haematuria	79

	Page.
Hepatitis	91
Hoose in Calves	90
Hoven	79
Hydatides	107
Inflammation of the Bladder	90
" " " Liver	91
" " " Lungs	92
" " " Udder	93
Impaction of the Omasum	94
Jaundice	96
Joint Felon	77
Liver, Inflammation of	91
Lock Jaw	96
Loss of Cud	86
Lump Jaw	98
Lungs, Inflammation of	92
Mad Staggers	98
Mange	99
Milk Fever	99
" " Prevention of	100
Milk Trembles	101
Murrain	101
Phrenitis	98
Plague	103
Pneumonia	92
Quarter Evil	77
Red Water	104
Rinderpest	103
Ring Worm	105
Scours	88
Sore Mouth	103
Sore Teats	105
Splenic Apoplexy	106
Stomach Staggers	79
Sturdy	107
Tetanus	96
Texan Fever	108
Thrush in the Mouth	108.

CONTENTS. ix

	Page.
Tympanitis	79
Udder, Inflammation of	93
Warts	109
White Scours	88
Worms	109

DISEASES OF SHEEP.

Braxy	113
Charbon	113
Cold in the Head	112
Colic	113
Congestion of the Liver	114
Constipation	115
Costiveness	115
Diarrhoea	115
Distemper	116
Epizootic	116
Flukes in the Liver	122
Foot Lameness	117
Foot Rot	117
Foul in the Foot	117
Garget	118
Gravel	117
Hoof Rot	117
Hoose	120
Husk	120
Inflammation of the Udder	118
Influenza	116
Liver, Congestion of	114
Liver Rot	122
Lung Fever	119
Lung Worms in Lambs	120
Maggots	120
Mange	123
Medicine, The Administration of	112
Milk Fever	121
Pale Disease	120
Parturient Fever	121

	Page.
Pneumonia	119
Rot	122
Scab	123
Scours in Lambs	115
Sheep and Lamb Department	111
Snuffles	112
Splenic Apoplexy	113
Stretches	113
Udder, Inflammation of	118
Worms	125

DISEASES OF THE HOG.

Ague Cake	126
Anthrax	128
Charbon	128
Cholera, Hog	127
Cold	131
Contagious Pneumo-Enteritis	128
Cough	131
Diarrhoea	135
Epilepsy	136
Epizootic Catarrh	132
Haemorrhoides	134
Itch	134
Mange	134
Measles	133
Piles	134
Scab	134
Scours	135
Splenitis	126
Staggers	136
Strangles	137
Tonsilitis	137
Quinsy	137
Worms	137

DISEASES OF POULTRY.

Asthma	141
--------------	-----


CONTENTS.

xi

	Page.
Bumble Foot	141
Canker	142
Chicken Pox	142
Cholera	143
Crop Bound	144
Diarrhoea	144
Diseases of Poultry	139
Egg Producer (See Very Important)	149
Frozen Combs	144
Gapes	145
Leg Weakness	145
Lice	146
Moulting	147
Pip	148
Roup	148
Scaly Legs	149
Sore Heads.....	149

DISEASES OF THE DOG.

Bowels, Inflammation of	155
Canker of the Ear	150
Colic	151
Constipation	152
Diarrhoea	152
Distemper	153
Dysentery	152
Fits	155
Hydrophobia	157
Inflammation of the Bowels	155
" " " Lungs	156
Itch	158
Lung Fever	156
Madness	157
Mange	157
Pneumonia	156
Rabies	157
Scab	157
Tape Worm	159
Worms	158



AN OPEN LETTER TO THE FARMER.

Dear Sir:—In presenting this complete work to you, treating on the diseases of live stock, we have used the utmost care in selecting the best remedies that are known to the Veterinary Profession.

Our aim is to make perfectly clear to you, in plain English language, that which is of great need to the farmer; where he has more or less live stock, which you must admit is a necessary part of your resources. Our business is a Live Stock Proprietary Remedy Co., for the purpose of furnishing to you, the best known remedies for diseases that your stock is subject to, at a much less price than it would cost you, to employ a veterinary surgeon. In other words be your own veterinary, thereby saving time, especially in the busy season, which means money to you, and in a great many cases saving the life of your valuable stock. For illustration—Your horse is attacked with spasmodic colic, which is a very severe and dangerous ailment, and unless prompt action is taken, you are very liable to loose your horse. If you rely on the veterinarys aid, what is the result? You are obliged to take time and go to town, you may find the veterinary, but usually you do not. In either case it consumes some hours of time; not only a loss in your time, but the expense of the veterinary. In the mean time, your stock

is not only suffering for the want of assistance, but possibly may be dead before you return home; in any event the veterinary must be paid. We have made it possible to obviate all this trouble and mitigate the expense, by placing within your reach such proprietary remedies, at a nominal cost, with full instructions, which will enable you to administer or apply our remedies without the least uncertainty or difficulty.

We will send you a list of the diseases your stock are most subject to; by having the remedies for these diseases on hand, in cases of emergency, as we said before, will save you time, money, and your stock. These remedies apply to acute diseases, such as we will enumerate in our letter to you.

If your stock is afflicted with any chronic disease, any remedy, specified in our book, with full directions accompanying each remedy will be sent to you, on application.

BEWARE of advertised medicines, that claim to cure everything from one bottle; this is not only against reason, but decidedly against science. Every disease requires different treatment and remedies. Therefore, we say again BEWARE OF CUREALLS.

Thanking you in advance for your appreciation of our endeavors, to place within your reach the opportunity of saving money, and for your valued patronage, we are,

Very respectfully yours,

LIVE STOCK PROPRIETARY REMEDY CO.,

Fort Wayne, Ind.

HOW TO ORDER OUR REMEDIES.

In ordering remedies be sure to write plain the number of the remedy, and the name of the disease. Sign your name in full, nearest Express Office, Post Office, County and State. If you will kindly adhere to these instructions, packages will NEVER be lost.

All remedies will be sent C. O. D. by Express; but if money is enclosed with the order, we will prepay Express Charges, which will lessen the cost of the remedies to you, and save us time in bookkeeping. In ordering a small amount of our remedies, it is always best to inclose the proper amount for the payment of same.

Send money by Post Office Order, Express Order or Bank Draft, made payable to the Live Stock Proprietary Remedy Co., Fort Wayne, Ind. UNDER NO CONSIDERATION enclose money in a letter, as the postal department will not guarantee the safe delivery of letters with money enclosed. All remittances by Post Office or Express Order are at our risk. Do not send money or Postal Note in letter without registering; we will not be responsible for the safe delivery of money, if the above instructions are not strictly adhered to.

VERY IMPORTANT.

No difference how often you have written us, always give your full Name, Post Office, Express Office, County and State. Our Mail-order business is so enormous, it is impossible for our corresponding clerks to remember the address of our patrons.

TABLE OF DOSES

Giving the Different Proportions According to the Ages of Horses and Cattle.

Whatever the dose of a full-grown horse may be, a colt three years old only requires three-fourths as much. A two year old one-half as much. A yearling one-third as much. The same proportion may be observed in cattle from one year old and upwards. The dose for a one-year old animal, is one-third of the dose of a full grown horse or ox: therefore, the dose for a calf or colt four weeks old, will be one-twelfth as much as the dose for the yearling. And the dose for a two months' old calf or colt, is one-sixth as much as the dose for a yearling. For an animal only one week old, the dose will be one-fourth as much as the animal aged four weeks.

In speaking of drachms, ounces, etc., if you have not a measure convenient, the following table will answer the purpose.

TABLE FOR LIQUID MEASURE.

One tablespoonful is equal to one-half ounce.
 One dessertspoonful is equal to two fluid drachms.
 One teaspoonful is equal to one fluid drachm.
 One wineglassful is equal to one and one-half fluid ounces.

CAUSES OF DISEASE.

In the following table will be found the principal causes of disease :

1. Electric, and other conditions of the atmosphere.
2. Innutritious and improper food.
3. Impure water.
4. Overwork, overloading, driving to far and to fast.
5. Poisons—vegetable, animal, mineral, and zumins, or ferments.
6. Age—an old animal without teeth to chew or masticate its food.
7. Changes in temperature—taking an animal from a warm stable and exposing it to a cold, northeastern storm. Or overheating and allowing the animal to stand without protection from exposure.
8. Malformations.
9. Hereditary influences.

HOW TO OBSERVE DISEASE.

Animals cannot speak and narrate their ills and aches, but “a shut mouth tells no lies;” thereby nobody is deceived. Farmers should have no difficulty in recognizing disease when it appears in any of their domestic animals: As the uneasy eye, the anxious expression, and the peculiar look, tell the tale of suffering, and bear true and faithful testimony. And if a horse has a bruised heel it elevates it from the ground, and will not set its foot flat to please, or it may be said to deceive any one. The pulse tells much, and can be felt on the inner angle of the lower jaw. In inflammations and fevers the frequency of the pulse is increased. In debility and depression it is slower, but sometimes quicker than

natural. The pulse of inflammation and fever numbers from seventy-five to eighty beats in the minute; and in great debility the pulse will number one hundred beats per minute. The pulse is more frequent in young than old animals. In the full-grown and healthy horse it beats thirty-two to thirty-eight in the minute; in the ox or cow, thirty-five to forty-two; in the sheep seventy to eighty-five; and in the dog, from ninety to ninety-eight. A good sized healthy horse, will take one inspiration to three of the pulse beats. When the breathing is more frequent or slower, and when irregular, or laborious and difficult, there is then disease. Both the pulse and breathing will be quickened by exposure to heat or over-exercise, but by placing the animal in a cool, well ventilated stable, the breathing and pulse will be lessened.

Bleeding in domestic as well as veterinary practice, is almost discarded and obsolete. Blood-letting and over-physicking are powerful and depressing agents; so much so, that when carried to any extent, few, if any animals will have vitality to combat the disease. Let the strength of the animal be maintained, because if that failed, where is the chance of recovery? Avoid these measures, and substitute a rational and successful system of treating the diseases of your animals.

The reader of this book cannot fail to see how simple it is to ascertain the disease your animal is suffering from, and how successfully you can arrest and cure diseases of your domestic animals, by adopting our method of treatment. And it will surely be infinitely more profitable for yourself and pleasant for the faithful, loving animal to have you assist it to overcome disease, by your own art and medicine, than to realize that it must look to some other than its master for care or help. The dumb brute never forgets the one who relieves its sufferings.

MODES OF APPLYING HEAT.

POULTICES OR CATAPLASMS.—Poultices are compositions for the local application of heat and moisture. They are made of flaxseed meal, bran, oatmeal, bread, potatoes and carrots. One or other of these is stirred up in boiling water until a thick, pasty consistency is reached. This mass may then be applied, while very hot, directly to the parts, and the whole is covered by a heavy cloth. Or spread the mass on a piece of bagging (do this very quickly so as not to cool the mass) and while steaming hot, apply. Keep the poultice from drying by occasionally wetting it with warm water. A very hot poultice acts as a counter-irritant in contracting blood vessels in more remote parts, besides its effect in abating pain. A warm, moist poultice, softens broken down and dead tissues, and aids suppuration and sloughing.

CAUTION.—In poulticing a horse's foot, always apply the poultice to the sole of the foot. Never in any instance apply the poultice around the hoof, for if you do, in the majority of cases, the hoof will fall off.

FOMENTATIONS.—Are simply local baths, applied by means of a sponge or cloth. Usually, water alone is used, but Laudanum, Vinegar, Saline, and other remedies suitable to the ailment are sometimes added. They may be used to cleanse wounds or parts of dried discharges. The temperature must be regulated to the nature of the disorder, and the portion of the body where it is situated. When applied to the eye, the degree of heat should not go beyond 100 degrees Fahr. For external inflammations, bruises, etc. the water can be as hot as can be borne by the hand, and for internal inflammations as in pleurisy, inflammation of the bowels, bladder, etc., should have a greater heat. When

fomentations are applied very hot, they act as counter-irritants. When applied warm, they produce a mild, stimulating, soothing and softening effect. They should be applied for a considerable length of time—one-half hour at least—and be followed by drying and bandaging. Fomentations reduce swellings and pain, and hasten repair in bruises, strains and local inflammation.

HEAT BY INHALATION.—Inhalations are sometimes used with good effect in diseases of the nostrils, throat and breathing organs. The moist heat has a soothing action on the nerves, and tends to loosen dry exudations. The best method consists in placing a bucket containing a boiling mash under the horse's nose. A dog may be placed on the seat of a cane bottom chair, and covered loosely with a sheet over the whole, the steam being generated in a vessel beneath.

DRY HEAT.—Dry heat may be applied by means of hot blankets, hot water bags, hot salt or sand in cloth bags. Dry heat is often preferable to moist heat for simply relieving pain or congestion, as animals are less apt to become chilled by draughts and evaporation from the surface afterwards.

HOT WATER.—Is usually applied by blankets wrung out of hot water, and applied quickly. The water should be very hot (not warm.)

WATER.


Diseases of stock, especially diarrhoea, are very often caused by drinking water which contains germs. It is very important that water be free from impurities. Water in shallow wells or wells and ponds situated near cess-pools and

manure-heaps, also river water which is usually contaminated with sewerage, and stored rain water is dangerous. The only water that is pure and can be relied upon, is that which comes from springs, deep wells and upland surface water. Pure water can generally be determined by its clearness and lack of taste or smell. Water three times a day will be sufficient for a horse when at rest, but when laboring small quantities should be given frequently. When a horse is warm a few pounds of hay should be given immediately after a few swallows of water, after which the animal should rest at least an hour before feeding. Horses should never be permitted to drink ice cold water. Although cattle are not so susceptible to the ill effects as the horse, as they have four stomachs while the horse has but one. Yet, it is preferable not to give them ice water.

DISEASES OF THE HORSE.

THEIR CAUSES, SYMPTOMS AND TREATMENT,

Alphabetically Arranged for the Benefit of the Reader.



APOPLEXY.

Is caused by rupture of a blood vessel in the brain, water on the brain producing pressure, or too small a collar on a thick necked horse.

SYMPTOMS:—The animal suddenly falls to the ground, loosing the power both of feeling and motion; breathing slow and deep; the head is hot. If the pressure is limited, unconsciousness will last only for a short time, and with proper attention the animal will recover; but will ever afterwards be unsafe for carriage use, as after having one attack, another may occur at any moment, and during these fits the horse may become unmanageable, and can only be controlled by a greater power than his own. If the attack is severe, it usually proves fatal; and if the animal should recover, paralysis is sure to be present in some portion of the body.

TREATMENT:—Apply chopped ice in bags, or cold water cloths to the head. Keep the head elevated. Keep up a circulation and warmth in the limbs, by rubbing them; apply a little mustard and bandage with flannel. As soon as the animal regains consciousness, sufficient so that it can swallow, give the following:

Powdered Aloes one ounce.

Calomel one drachm.

Powdered Gentian two drachms.

Mix in a pint of water and give as a drench. Follow this with our

REMEDY NO. 87 AS DIRECTED.

Price \$1.00.

ABSCESS.

This is sometimes called a beeling. An abscess is a formation of pus under the skin. There is also abscess of the liver, brain, and in fact, it may occur in any portion of the body.

SYMPTOMS:—Heat, swelling and pain, a prominence on the swelling from which the hair falls off, disclosing a yellow, white and soft part upon the point.

TREATMENT:—It is not advisable to open an abscess, before the pus has properly formed. In a common abscess, it will only be necessary to hasten the formation of pus, by applying poultices of flaxseed, and when the point is soft, make an opening on its lowest dependent point with a sharp knife, so the discharge can escape. And then apply

Rain Water one ounce.

Chloride of Zinc six grains. Mix.

And apply to the abscess twice daily.

BLOODY URINE—HAEMATURIA.

This disease is more prevalent among cattle and sheep than horses. When horses are troubled with bloody urine, it is generally caused by strains of some description; as slipping, or starting a heavy load, rearing or jumping, straining those muscles that are situated in the regions of the kidneys. Gravel in the kidneys or bladder is one of the causes.

SYMPTOMS:—The urine may be almost black and loaded with clots, or it may be only slightly smoky or pinkish in color. The blood may be voided without the discharge of urine. Clots may precede or follow the urine.

TREATMENT:—Apply cold water cloths over the back above the kidneys; give flaxseed tea as a drink. Feed on steamed or boiled feed, cut grass, or any green feed. Plenty of cold water should be given to drink at all times,

as the more fluid that goes into the body, the less irritation of the bladder and kidneys.

Give our

REMEDY NO. 55 AS DIRECTED.

Price, \$1.50.

BLACK TONGUE.

Inflammation of the Tongue.

(Glossitis.)

An inflammation of the tissues of the tongue. It may develop under the influence of mercurial poison, or as a consequence of direct injury. Croton oil and other acrid matters taken into the mouth may cause it; burns, blows, and the poison of insects have caused it. It may be produced by diseased teeth, but sometimes occurs in old horses without any apparent cause.

SYMPTOMS:—At first the tongue has an intense red appearance and is slightly swollen. This is soon followed by so great an enlargement of the organ, that it entirely fills the mouth and protrudes beyond the teeth, at which time it becomes hard and black, and its surface is covered by a thick secretion. There is a sensation of heat in the mouth, and the swelling often causes severe pain. The glands at the angle of the jaw are enlarged and tender, and all movements of the tongue in chewing or swallowing becomes exceedingly painful, and frequently impossible. Difficult breathing and inability to lie down are sometimes caused, by the obstruction to the free entrance of the air into the lungs. In extreme cases death has occurred from suffocation.

TREATMENT:—If you detect this malady in time, or while the horse is still able to swallow, give without delay one quart raw linseed oil, and if the patient is not able to swallow, give an injection of soapsuds one quart, to which add one teaspoonful of Turpentine. Apply ice freely to the tongue, and with a clean knife free from any foreign substance scarify the upper surface of the tongue, by making deep and free incisions. Wash the mouth and bathe the tongue three or four times a day with our

REMEDY NO. 49 AS DIRECTED.

Price, 75 cents.

If abscesses form, they should be promptly opened and washed with the above remedy No. 49. If there is a desire to eat and the animal can swallow, give flaxseed gruel or bran mash.

BOTS.

The bot worms which inhabit the body of the horse, consists of many varieties; some are harmless, while others are detrimental to the horse. The first variety we will mention, inhabit the stomach. Second, those that infest the rectum.

STOMACH BOTS.—In the summer months, when horses are turned out to pasture, the gad flies deposite their eggs on the sides and legs of the horse, and find their way to the stomach from the horse licking and biting itself, and is then speedily generated into the bot worm. If the bots exist in large quantities in the stomach, indigestion and colic may be the result.

SYMPTOMS:—A horse in this condition will not thrive, and owing to its weakness will easily become

fatigued. If the horse loses flesh after being pastured, without apparent cause, it is an indication that the stomach is infested with worms.

TREATMENT:—Give our

REMEDY NO. 94 AS DIRECTED.

This remedy will dislodge and destroy these worms, and save the life of the animal, if it is given in time. It is a conceded fact, that after these worms have penetrated the stomach, it will be impossible to save the life of the horse. The condition of the horse must be improved to cope with the debilitating effects of the worms. Our

REMEDY NO. 52 GIVEN AS DIRECTED,

will greatly assist in building up the animal's strength, and keeping it in a condition for use.

Price of remedy No. 94, 75 cents.

Price of remedy No. 52, 50 cents.

Price of above remedies combined, \$1.00.

RECTUM WORMS:—Like that of the stomach is the result of running to pasture. The eggs instead of being deposited on the sides and legs, are stuck to the muzzle or lips of the horse, and being the color of the skin are not often noticed.

SYMPTOMS:—The worms of this species will be seen about the anus and under the tail, which is very irritating and is a source of great uneasiness to the animal. This annoyance is manifested to a large extent among spirited or high life horses.

TREATMENT:—Give our

REMEDIES NOS. 52 AND 53 AS DIRECTED.

If directions are explicitly followed, the worms will be quickly and thoroughly exterminated.

Price of remedies No. 52 and 53, 75 cents.

BRONCHITIS.

Bronchitis is an inflammation of the air passages or bronchial tubes. This is a very common disease among horses. It occasionally follows distemper, influenza, or even common cold or sore throat; or may be caused by standing in draughts when heated. Inhaling irritating gasses and smoke. It occurs in various degrees of intensity.

SYMPTOMS:—Disease is ushered in by a chill, depression, appetite wholly lost, harsh cough, heaving at the flanks, mouth hot and dry, fever. In a few days there will be a discharge of pus from the nostrils, although some of the discharge may drop into the pharynx or throat and be swallowed. The bowels are generally constipated and the dung is covered with mucus. Breathing labored and quick.

TREATMENT:—Place the animal in a comfortable place with proper ventilation. If the weather is cold or chilly, blanket the horse well. Rub the legs with the hands until they are warm, and bandage to the knees with flannel; if the legs do not get warm from hand rubbing apply whisky and red pepper. Give our

REMEDY NO. 33 FOLLOWED BY,
REMEDY NO. 34 AS DIRECTED.

Give plenty of cold water to drink, for pain and fever require plenty of fluid, as all the secretions are dried up. Do not give physic to remove the constipation, but ad-

minister injections of warm water and castile soap. Let the animal have a little grass, if it can be had; this will relax the bowels and cool the stomach. Feed on soft feed. Our treatment will prevent debility, and the pouring out of fluid or serum into the legs, sheath, belly and breast. After the fever has been allayed, allow good nourishing food and plenty of it. This treatment will not only cure the horse in five or six days, but the horse is left in sound condition, which too frequently is not the case. But remember, do not put the horse to work too soon after recovery, as a relapse may develop into a chronic case, or an incurable case of thick wind.

Price of remedies Nos. 33 and 34 complete, \$1.50.

BRUISES OF THE FROG.

CAUSES:—Stepping on hard or frozen ground, or any hard substance.

SYMPTOMS:—If the animal travels on three legs, or uses only the toe when walking, the case is quite severe. By examining the foot the injury can be readily located. If it is soft to the touch, there is a formation of pus. As soon as the pus is allowed to escape, the lameness is less prominent.

TREATMENT:—When examining the foot, if you find only inflammation without pus, bathe the foot in cold water, which undoubtedly will prevent any further developments, and will be all that is necessary to effect a cure. But if on examining the foot you find a formation of pus, make an opening to allow it to exude. Then poultice the sole of the foot, for twenty-four hours with linseed meal. After removing the poultice, cleanse thoroughly, and apply our

REMEDY NO. 78 AS DIRECTED.

If much of the frog has become loosened, remove that portion with a knife.

Price of remedy No. 78, 50 cents.

CANKER.

The essential principle of this affection, is the peculiar tendency in the horses foot to grow and produce proud flesh. As it is rarely seen in high dry districts, it is evident that moisture paves the way for this disease. Injuries to the sensitive sole by bruises, nails, etc., may produce it, or it may be the result of a neglected case of thrush.

SYMPTOMS:—When this disease is the result of an injury, there is a bad smelling discharge, and the injured part does not show any inclination to heal. Soft, spongy, unhealthy growths grow from the frog and sole. As the disease advances, lameness will be a prominent symptom.

TREATMENT:—This disease is very stubborn and difficult to treat. Nevertheless cases, and very hard ones, too, have been cured but not in one day; it sometimes takes weeks. Place the animal in a dry stall, cut out all the diseased tissues or sole, until it bleeds freely. It will be necessary to use a knife to remove the dead sole, and most of the proud flesh can be removed in the same manner; if there is the least trace of any remaining proud flesh, take caustic potash and reduce to a coarse powder, as quickly as possible, and immediately lay it upon the raw surface. If the first application does not sufficiently remove it, apply the potash again on the following day.

After the proud flesh has been entirely taken off, apply daily our

REMEDY NO. 75 AS DIRECTED.

If our instructions which accompany No. 75, are carefully followed, even very bad cases will be cured.

Price of remedy No. 75, \$1.75.

CAPPED HOCK.

This affection consists of a soft swelling or serious abcess, situated on the point of the hock joint. It is caused by kicking or being kicked by another horse. It rarely causes any lameness.

TREATMENT:—Prevent the cause by placing the animal in a stall where it can not injure itself or become injured, and apply cold water cloths to the part during the day, discontinuing at night, until the heat and tenderness have subsided; as soon as this has been accomplished apply our

REMEDY NO. 86 AS DIRECTED.

Price of remedy No. 86, 50 cents.

COLD.

We will not dwell on the causes and symptoms of cold, as we feel confident every farmer is familiar with this disease, and can readily detect its appearance. No disease is more common among young horses than cold; which in itself is not serious, and frequently the animal recovers without treatment when given good care; but unfortunately complications arise, and before the owner of the animal is aware of it, some serious malady has set

in. Therefore, "as an ounce of prevention is worth a pound of cure," it is wise not to let a cold run its course. But give our

REMEDY NO. 32 AS DIRECTED.

Blanket the horse and give green feed, if it can be had, if not, give soft feed.

Price of remedy No. 32, 75 cents.

COCKED ANKLES OR KNUCKLING.

CAUSES:—This disease is caused by pulling hard, especially on hilly roads; fast driving upon hard roads; weakness in the part from the effects of sprains; slipping on smooth pavements. Many young foals knuckle badly.

TREATMENT:—The young colt will usually gain strength and be alright in a few hours; but if after it is a few days old it continues to knuckle, it is advisable to pad some belting with cotton batting or wool, and make a brace to extend from the foot to the knee, fasten it on with the leg perfectly straight; care must be taken not to bind too tight; examine every day or two, to make sure it is not chafing the leg, and as soon as the colt can stand straight without it, remove it. For knuckling in grown horses use our

REMEDY NO. 84 AS DIRECTED.

This remedy strengthens the muscles, ligaments and tendons to that extent, that they soon adapt themselves to their proper functions, and force the joints to their place.

Price of remedy No. 84, \$1.00.

COLIC—SPASMODIC COLIC—CRAMPS.

CAUSES:—Anything that will cause indigestion or irritation of the intestinal canal, will produce colic. The principal causes are: drinking cold water when overheated, or colder water than the horse has been in the habit of drinking. Change of feed from oats to corn, sudden changes in temperature from hot to cold, exposed to rain or driving a horse into a pond of cold water.

SYMPTOMS:—The horse appears uneasy, and all at once the horse that a few moments before was well, apparently, leaves his feed and looks around at his flank as if pointing out the seat of pain, commences to paw the ground, sometimes falling upon its knees, and almost strikes its belly with one of the hind feet. As the spasms continue and the pain becomes more intense, the horse breaks out into a sweat, heaving at the flanks, tumbling, rolling and becomes greatly excited.

TREATMENT:—If the pain continues to increase, and the animal is not relieved, inflammation of the bowels may result, or the horse may die from pain or exhaustion. Give the horse plenty of bedding, so there will be less danger of his bruising or injuring himself. Give immediately our

REMEDY NO. 26 FOLLOWED BY,
REMEDY NO. 27 AS DIRECTED.

Rub briskly the legs and abdomen, occasionally walk the horse about, to excite the bowels to action. After the pains have subsided, it is advisable to give a good physic—one pint of linseed oil being preferable. If necessary give injections of warm soap suds.

As this disease is liable to attack your stock at a

moments warning, you should never be without these remedies.

Price of remedies Nos. 26 and 27 complete, \$1.50.

COLIC FLATULENT OR BLOATING COLIC.

SYMPTOMS:—Are similar to spasmodic colic, with the exception that the animal bloats, causing a distention of the bowels, and belches gas. This disease if not treated at the onset, will speedily end in the death of the animal.

TREATMENT:—Immediately give an injection, composed of enough soap added to one quart of warm water to form a suds, to which add a handful of table salt, and follow this treatment by giving our

REMEDIES NOS. 26 AND 27 AS DIRECTED.

We will take occasion to mention, that every farmer should have a syringe suitable for all kinds of stock; it certainly will save time, and many times the lives of your stock.

Price of remedies Nos. 26 and 27 complete, \$1.50.

CONGESTION OF THE LUNGS.

Congestion of the lungs is an excessive amount of blood in the lungs. When horses are kept in the stable without sufficient exercise, and well groomed, the blood vessels become weak, and for the want of power are unable to contract and empty themselves. When the horse is in this condition if called upon for severe exertion, either by work or driving, congestion of the lungs is frequently the result. Any horse over-exerted on a warm day may be stricken with congestion.

SYMPTOMS:—The horse blows, nostrils expanded, heaving at the flanks, trembling and distress is apparent over the entire body; the animal is stupid and the eyes are blood-shot; large drops of perspiration roll off the body, limbs become cold, heart beats rapid, breathing labored and wheezy.

TREATMENT:—Encourage the blood to the skin and legs, by rubbing briskly and bandaging; blanket, allow free access to cool air, if there is any wind blowing let the animal have the full benefit, by turning its head in that direction. Give four ounces of brandy or whiskey in half pint of warm water, every half hour, until three doses are given. Followed by our

REMEDY NO. 40 AS DIRECTED.

Price, 75 cents.

CONSTIPATION—COSTIVENESS.

Fecal retention, stopping or stoppage of the bowels; state of the bowels in which the evacuations do not take place as frequently as usual, or are inordinately hard or expelled with difficulty, owing to diminished action of the muscular coat of the intestines, or to diminished secretions from the mucus membrane or both.

TREATMENT:—The exciting and predisponent causes must be inquired into and obviated. Feed the animal bran mash one day, and give at one dose one quart of raw linseed oil. If the constipation is chronic, use our

REMEDY NO. 46 AS DIRECTED.

Price, 75 cents.

CONSUMPTION.

Consumption is the result of attacks of influenza, lung fever and bronchitis, when these diseases have not had proper treatment. Depleting the system of the horse by bleeding during any of these attacks, is very liable to produce consumption. Consumption is an incurable disease, therefore, to much caution cannot be exercised in the treatment of any of the inflammatory diseases, such as influenza, lung fever, etc. Consumption may be hereditary.

TREATMENT:—As consumption is incurable, the treatment is only to alleviate the animal. The conditions of consumption are the same, whether in man or animal. To prolong life, give four ounces of whisky in half pint of warm water every four hours, until you have given three doses. After which

Sulphate of Irontwo drachms.

Powdered Gentiantwo drachms.

Should be given three times a day mixed with cut or soft feed. If the animal will not eat it readily, mix in one quart of water and give as a drench. The horse should be placed in a well ventilated stall, and blanketed to keep warm. This is about all that can be done for the poor animal.

CORNS.

Corns are red spots on the sole of the foot, usually found on the inner portion although sometimes found on the outer quarter. The principal cause is a bruise, generally produced by bad shoeing or from the shoes shifting from their proper position. Allowing the horse to go to

long before removing the shoes, or by removing them before the foot has grown from the shoes.

SYMPTOMS:—Lameness and stumbling when driven. Red spot on the sole of the foot, which, upon being pressed causes the horse to evince pain. Sometimes the corn suppurates, in such cases the animal will hesitate to place the foot on the ground, and when it does, it will only rest it on the toe.

TREATMENT:—Take off the shoe and poultice the sole of the foot with ground flaxseed, for twenty-four hours, then pare down or cut out the corn, and apply our

REMEDY NO. 73 AS DIRECTED.

Shoe the horse sufficiently often, to insure even bearing to the shoe upon the wall only of the foot.

Price of remedy No. 73, 50 cents.

CRIB-BITERS, WIND-SUCKERS, STUMP-SUCKERS.

This is not a disease, but a habit, and you must admit a very bad one.

CAUSES:—In young animals while cutting teeth, also while shedding teeth there is more or less pain and irritation. The colt to relieve its sufferings, will bite on anything that is within reach, in this way the habit is formed. Other causes: Idleness, indigestion, and acquiring the habit from other animals in the same stable. The habit once formed, it is difficult to overcome it. Wind sucking causes indigestion and colic, and at any time the animal may die from bloating. Horses with this habit are unsafe to own.

TREATMENT:—Various ingenious devices have

been constructed and used to break the habit, with partial success. Examine the teeth and after getting them in good condition, prepare a paste made of red pepper and flour, and spread it on the objects that the horse is in the habit of using when wind sucking. As soon as this habit is noticed in the colt, he should be broken of it at once, as it is not so difficult to do when taken in time.

CURB.

Curb is a disease of the hock-joint, and consists of a swelling immediately below the point of that joint. It may be large and soft or only a small, hard nodule. It is the result of sprain of the posterior straight ligament; this ligament is usually sprained by the animal slipping, jumping, rearing, or by backing up violently. This disease may or may not be accompanied with lameness.

TREATMENT:—Shoe the horse with high heeled shoes, and apply hot fomentations and our

REMEDY NO. 85 AS DIRECTED.

Price, \$1.00.

DIABETES.

This is a disease accompanied by great and frequent flow of urine. It is caused by the starch and some ingredients of the food being transferred into sugar. This will occur more readily from feeding imperfectly cured oats, than from any other diet.

SYMPTOMS:—An excessive flow of almost colorless urine, great thirst. Although the animal has a ravenous appetite, it loses flesh rapidly. The coat becomes rough,

and there is great weakness, emaciation and general debility. The duration of this disease, varies from a few days to months and even years. In some cases, it may develop to an alarming extent within a few hours, while in other cases the disease comes on slowly.

TREATMENT:—Diabetes is generally considered incurable, but this is not always the case; as a small percentage of the cases can be cured. But this percentage is so small and the treatment so expensive, that we do not recommend it for general use. To deny the animal water which it so greatly desires, does not mitigate the ailment. The water must be pure; nutritious food and plenty of it, is an important factor. The horse should have absolute quiet and rest. Our

REMEDY NO. 54 GIVEN AS DIRECTED,

will palliate, and prolong the life of the horse.

Price of remedy No. 54, \$2.50.

DIARRHOEA.

Diarrhoea is the frequent discharge of fluid or semi-fluid excrement or dung; caused by some irritant in the bowels, which does not pass freely away.

SYMPTOMS:—The symptoms of diarrhoea are to well known to need repetition; but cases vary greatly, not only in the kind of fluid evacuations, but in their amount and frequency. A diarrhoea from over-eating, may be harmless or even beneficial, in relieving an overtaxed digestive system. Again, a profuse diarrhoea may be exhausting enough to hasten fatal issue. Colicky pains and cramps almost always accompany diarrhoea, attended by profuse watery discharge.

TREATMENT:—Whatever the cause of diarrhoea may be, if there is colicky pains attending it, allay the pain at once by giving our

REMEDIES NOS. 47 AND 48 AS DIRECTED.

After administering the medicine feed on bran mashes, cake meal, or ground flaxseed for a few days; this will overcome the constipating effects of the medicines.

Price of remedies Nos. 47 and 48 complete, 75 cents.

DISTEMPER—INFLUENZA—STRANGLES.

A name applied to epizootic catarrh, and occurs more frequently in the spring of the year. It frequently is the result of a cold, as a cold rarely runs its course, without some complications. Colts and horses under five years of age, are more subject to this disease than older horses. This is a serious disease and should be at once attended to, to avoid serious complications.

CAUSES:—Poison in the air, sudden changes from dryness to moisture of the earths surface, cold winds from the east accompanied with dampness, change from one climate to another.

SYMPTOMS:—The animal is taken with a shivering fit, followed by fever, loss of appetite, cough, mucus is exuded from the nose, the eyes will begin to water and sometimes maturate. Prostration, dullness and loss of strength: this is followed by swelling of the legs, and in severe cases the belly, breast, and in males the sheath. If the horse is tucked up along the abdomen, with hard pellets of dung covered with mucus, the bowels are attacked and the case is dangerous. If the lungs are attacked, there will be a perceptible ridge extending from the flank

to the breast bone, accompanied by short, hurried breathing and painful cough. When this occurs the case is extremely dangerous.

TREATMENT:—The death rate from this disease is enormous; therefore, the adherence to the treatment is absolutely necessary. Place the animal in a cool, (not cold) airy stall free from draughts, lightly blanketed. If the animal is constipated, give a grown horse four ounces Glauber Salts, or two ounces to a colt, in the morning; if the bowels do not operate, repeat the dose at night. Follow this by administering our

REMEDIES NOS. 23, 24 AND 25 AS DIRECTED.

Place plenty of cold water before the horse, so he can drink as much as he wants; this will assist in his recovery. Do not work the animal before it has thoroughly recovered, as a relapse might follow. Allow exercise, as this will be a benefit, but do not turn the exercise into work. When lung complications are present, apply mustard plasters along the belly and sides. The above treatment carefully followed, will place your animal on the road to recovery in a few days.

Price of remedies Nos. 23, 24 and 25 complete, \$2.50.

DROPSY.

Every farmer is familiar with the term dropsy, which means an unnatural accumulation of water in the cavities of the body—chest, heart-case, belly, breast, sheath, and cellular tissue of the legs. The causes of this disease are many and various. Low diet or deteriorated food, excessive bleeding, blistering, effects of fevers, and sometimes results from epizootic influenza. Injury to any

part of the body, may be followed by watery swellings around the injury. Rumbling of the bowels is invariably a constant symptom. Should diarrhoea make its appearance, check it immediately or the disease will prove fatal.

TREATMENT:—It is necessary that the animal have blood-making food and medicines. The food should consist of cornmeal mixed with bran and cut hay. Grass, if it can be had, is preferable. A pint of strong beef tea or soup given daily will be of great benefit. An abundance of fresh air and light is necessary, and regulate the bowels with a pint of raw linseed oil. Give our

REMEDY NO. 30 AS DIRECTED,
and a speedy recovery will be the result.

Price of remedy No. 30, \$1.00.

FOUNDER—INFLAMMATION OF THE FEET.

(Laminitis.)

Founder is an inflammation of the leaves, which dovetail into each other, and bind the sensible and insensible portions of the foot together. This disease is of frequent occurrence, and when left to itself, destroys many good horses by leaving them forever afterwards tender in front.

CAUSES:—Drinking cold water when overheated and exhausted from over work. Eating grain to excess, or feeding on green corn, driving barefooted on hard roads, or having a nail driven to close in the shoe.

SYMPTOMS:—At first the horse will stand with the fore feet forward, and the legs are so stiff it will be impossible to move or bend them. But in a short time, he will stretch the fore feet and legs out as far as he can, to

throw the weight off of them. The hind legs are brought far in under the horse, the head is erect and high. When the animal is forced to move, it staggers, jumps, and is inclined to lie down; is extremely excitable, and is the picture of great distress. If only one foot is attacked, the animal will keep the suffering foot raised most of the time.

TREATMENT:—Prepare an airy stall with an abundance of good bedding, move the horse into it, and encourage it to lie down which will give great relief. Give our

REMEDY NO. 68 AS DIRECTED.

Apply ice water or cold water cloths to the feet; in a few hours, possibly you will be able to remove the shoes; in doing this, every nail should be made loose and as little hammering on the foot as possible. By persuading the animal to lie down, administering our remedy No. 68 and applying cold water cloths, in a day or two the horse will be none the worse from the attack; but this disease when left to itself, will render the horse unfit for use ever afterwards. After thorough recovery, shoe carefully, and keep the feet soft. Do not put the animal to work too soon. Exercise gently, but too much exercise is harmful.

Price of remedy No. 68, \$1.00.

GALLS—SORE SHOULDERS.

These sores are caused by chafing of the harness or saddle. Galls are quickly healed with our

REMEDY NO. 63 APPLIED AS DIRECTED.

For raw sores of any description, our remedy No. 63

is superior to any preparation for this purpose on the market.

Price of remedy No. 63, 50 cents.

GENERAL DEBILITY.

General debility is a breaking down of the entire system.

CAUSES:—Improper treatment of diseases, bleeding, or giving powerful physics, when there is no need of it. Innutritious food and the wrong diet to a sick horse, when he should be supported during his sickness, with good digestible food. The neglect, or want of experience on this point, has been the indirect means of killing thousands of horses, that would have recovered. Error, and neglect has caused loss to the farmer of many dollars.

SYMPTOMS:—Swelling of the legs, sheath, breast and belly; these swellings are not inflammatory, but soft, and contains fluid. Breathing is disturbed. Weakness of the horse is very prominent, and in cases where debility is of long standing, the horse staggers while walking, and can be easily pushed off his feet by the hand. Excessive weakness overcomes the animal, and it falls to the ground.

TREATMENT:—The animal thus affected, rapidly becomes weak and debilitated, and unless you come to its rescue, this breaking down will result in the loss of the animal's life. The first necessity is good, wholesome, nutritious food; pure water, and blood making medicine.

Our

REMEDY NO. 96 GIVEN AS DIRECTED, will build up the blood, muscles, appetite, and in a short time the horse will gain flesh and strength. Be sure the

animal is thoroughly restored to health, before it is put to hard work. Do not confound our remedy No. 96, with the much advertised condition powders. Our remedy is a medicine, which acts directly upon the proper functions, that produces good blood, flesh and strength. An occasional dose of our remedy No. 96, given to a well horse, will prevent its running down, and it will be able to endure the seasons work without feeling that fatigue, usually felt by horses while performing hard labor.

Price of remedy No. 96, \$1.00.

GLANDERS—FARCY.

Glanders is a domestic disease. Among the many causes we will enumerate: keeping in damp, impure stables, improper feeding, and debilitating diseases, as epizootic influenza, catarrh, lung fever, grease heels or any disease capable of generating pus; this pus is absorbed into the general circulation, forming a ferment in the blood; the result of nature trying to rid itself of this offending matter, is seen in the ulcerations of the lining membrane of the nose.

SYMPTOMS:—Glanders are recognized by ulcerations of the lining membrane of the nose. These ulcers discharge pus of a yellowish color, later a greenish color; this pus is very tenacious or sticky, rapidly drying up when spread over the nostrils, and sinking in water. There is one symptom that is never absent in this disease, and that is the enlarged gland under the jaw. Horses affected with chronic glanders will live and work for years, which fact, has caused dissatisfaction with local laws, prohibiting the use of glandered horses.

TREATMENT:—During treatment the horse must be given plenty of nutritious food, and removed from other horses to a comfortable place, where he will have plenty fresh air. Change the feed often, in order to get all the elements that the blood requires, this will aid in toning up the appetite. If the appetite fails it will be impossible to effect a cure. Give our

REMEDIES NOS. 28 AND 29 AS DIRECTED.

If the horse has simple glanders without tubercles, its recovery will be speedily effected. But if the disease is associated with tubercles of the lungs, it can not be cured.

Price of remedies Nos. 28 and 29 complete, \$3.00.

GRAVEL IN FOOT.

TREATMENT:—Wash out the gravel if possible, if you are unable to do this, remove some of the horn, then wash out thoroughly. After the gravel has been removed, wash the parts thoroughly with the following solution:

Water One-half pint.

Carbolic Acid Two teaspoonsful. Mix.

If there is much inflammation and lameness, apply for twenty-four hours a flaxseed meal poultice to the sole of the foot. On removing the poultice, wash thoroughly and fill the cavity with warm shoemakers wax. Previously wetting the hands will prevent the wax sticking to the fingers.

GREASE HEEL.

This troublesome ailment, is the result of suppurative inflammatory action of the skin and heels of the legs.

Usually the hind leg. It is more frequently met with in coarse-bred, heavy, western horses, than in fine-bred horses.

CAUSES:—Change of temperature, continuous driving on sloppy streets or muddy roads, wet barnyards, stables, or lands.

SYMPTOMS:—Heels become swollen and crack open; small scabs form and are very painful and feverish. The horse when first starting, will lift the affected foot high and will be quite lame; but recovers from the lameness after traveling a short distance. This disease demands attention and treatment, before the case becomes aggravated; at which time the swelling increases, cracks break across the heel, and a yellowish discharge exudes. Later on when the disease becomes more aggravated, it develops into what is termed the “grapy” stage, in which the flesh very much resembles a bunch of grapes.

TREATMENT:—Keep the diseased parts clean and dry; do not clip the hair around the heels, as this invariably proves an irritant, and has been known as a cause of this disease. Our

REMEDY NO. 62 APPLIED AS DIRECTED, will not only relieve the animal at once, but will effect a speedy cure.

Price of remedy No. 62, \$1.00.

HEAVES.

Heaves in horses is the same as asthma in man.

CAUSES:—Feeding on dusty clover hay; debility of the parvagum nerve. Large horses with small chests are more subject to this disease. Some authorities claim

that heaves is a hereditary disease. Overloading the stomach with bulky food, which causes distention of the stomach aggravates this disease.

SYMPTOMS:—Heaves being a disease so thoroughly known to the horse owner, we deem it unnecessary to consume space in describing it, therefore we will give our attention to the treatment.

TREATMENT:—Keep the animal in the open air as much as possible; only shelter in bad or severe weather. Pasture diet is best for this disease. Use as little hay or rough feed as possible, but when this feed is all that is available, always dampen before feeding it. Give the feed in small quantities. Our

REMEDY NO. 41 AS DIRECTED, will not only check the cough, but will cure the disease permanently.

Price of remedy No. 41, \$3.00.

HIDE BOUND.

Hide bound is not a disease, but is a symptom of an impaired condition of the animal.

SYMPTOMS:—The skin is dry, dirty and full of dandruff; hair stands the wrong way; the hide is so tightly drawn over the ribs, that it can scarcely be moved from them.

TREATMENT:—Feed mixed feed—cut hay, corn-meal, and bran in good proportion, with only sufficient water to keep the mass together. Give our

REMEDIES NOS. 66 OR 67 AS DIRECTED.

In ordering remedies for this disease state if your

horse is fat or poor; if the horse is poor, use remedy No. 66. If the horse is fat use remedy No. 67 as directed.

Price of remedy No. 66, \$1.00.

Price of remedy No. 67, \$1.00.

Price of both remedies, \$1.75.

HIP AND SHOULDER LAMENESS.

CAUSES:—The causes of these ailments are varied. They are most frequently caused by a slip, side fall, kicks, bruises, sprains and rheumatism. Shoulder lameness is common in young horses, when plowing in the furrow. To detect shoulder lameness from lameness in any other part of the body, take the leg which is lame by the pastern, and gently pull it straight out from the body of the horse in front, and gently to the out side; if it is shoulder lameness, the horse will show evidence of pain, and if it is a spirited animal, it will get up from the ground with the sound leg, and endeavor to wrest the lame leg from you.

TREATMENT:—Apply hot water cloths over the point of the shoulder, for one or two days. The length of time for the continuance of these applications, will be governed by the seriousness of the case. Apply our

REMEDY NO. 88 AS DIRECTED.

The farmer should never be without this remedy. It is essential to have it convenient for sprains, soreness and lameness.

Price of remedy No. 88, \$1.00.

INDIGESTION—GORGED STOMACH.

Is caused by eating rapidly of bulky food. Especially horses that are very hungry after a hard day's work,

are inclined to gorge their stomachs with poorly masticated food. Cases do occur, occasionally, if the horse is left standing in the stable without sufficient exercise. Idleness begets indigestion, and indigestion begets crib-biting.

SYMPTOMS:—The stomach becomes distended both from food and gas. Pawing with the fore feet, laying down on its breast, trying to vomit; there are frequent eruptions from the stomach. If the animal should sit upon its haunches, or if vomiting actually occurs, the symptoms are dangerous and a fatal termination may be expected.

TREATMENT:—Sufficient action must be produced to throw off the contents of the stomach, therefore, give a physic prepared as follows:

Powdered Barbadoes Aloes.....One ounce.

CalomelOne drachm.

Gentian Three drachms. Mix.

Give at one dose. If the above is not convenient, give one quart of raw linseed oil, as the stomach must be unloaded as quickly as possible. Injections of soap and warm water are beneficial. A moderate amount of exercise is also beneficial, and for several days after the attack feed the animal on soft feed, or easily digested food.

INFLAMMATION OF THE BOWELS.

(Enteritis.)

CAUSES:—Drinking cold water in large quantities when over-heated. Exposure to draughts. Constipation, diarrhoea, indigestion, overwork. Sometimes caused by colic when not properly treated.

SYMPTOMS:—Acute continuous pain in the belly, in this respect differing from colic, (as in spasmodic colic the pain comes on in spasms with frequent intermissions.)

Pawing, uneasiness, shifting about, perspiring, breathing rapid, excessive fever, horse becomes very much excited, rolling and tumbling. There is a congested or red appearance of the nose, mouth and eyes, desire to drink small quantities of water. The expression of the eyes are staring and glassy. The ears and legs become cold.

TREATMENT:—The first efforts are to lessen the pain immediately. To accomplish this administer our

REMEDY NO. 45 AS DIRECTED.

Apply hot applications to the belly, by wringing blankets from hot water (not warm) and keep the hot blankets constantly over the bowels. But care must be exercised after discontinuing these applications, to protect the animal from exposure to cold or draughts by blanketing. Rub the legs briskly with alcohol and bandage with flannel. Give the following injection: one pint warm (not hot) soapsuds to which add small handful table salt. Should the bowels not move, repeat the injection every half-hour until you have administered it four times. When the animal is recovering, soft food as bran mash, linseedmeal, etc., should compose its diet. Exercise gently.

Price of remedy No. 45, 75 cents.

INFLAMMATION OF THE BLADDER.

(Cystitis.)

Cystitis is an inflammation of the mucus membrane lining the urinary bladder. The whole or part of the bladder may be involved. It may be the result of foreign bodies, especially stones in the bladder. Protracted retention of the urine, or exposure to wet or cold while perspiring will also cause it.

SYMPTOMS:—Inflammation of the bladder, is always accompanied by frequent desire to pass urine, only a small amount being voided at each attempt; after its passage, the horse strains to pass what it imagines is still retained in the bladder. Evinces uneasiness by lying down and getting up again. Great tenderness under the belly over the bladder. Straddles while walking.

TREATMENT:—Feed on bran mashes, and give flaxseed tea to drink; if the horse will not drink the tea, give as a drench. Give our

REMEDY NO. 57 AS DIRECTED.

Apply large poultices and very hot fomentations to the belly, over the bladder. Give plenty of cold water to drink. If the urine is entirely stopped, it should be drawn with a catheter, with out delay, by an experienced person.

Price of remedy No. 57, \$1.00.

INFLAMMATION OF THE EYE.

CAUSES are many—Dust or chaff falling from the feed racks above the head, which gets into the eyes. Exposure to cold. Improper ventilated stables will produce inflammation of the eyes.

SYMPTOMS:—The eyes become red or bloodshot and a thick mucus exudes. The eyelids swell and become hot and feverish; if not relieved a film spreads over the eye. The horse keeps the eyelids closed the greater portion of the time.

TREATMENT:—Use our

REMEDY NO. 58 AS DIRECTED.

Price, 50 cents.

INFLAMMATION OF THE KIDNEYS. (Nephritis.)

Inflammation of the kidneys is a disease of infrequent occurrence. It is produced by spraining the loins from pulling hard or being over-weighted. Being exposed to the cold when over heated, or from powerful blisters. Another cause is, taking into the stomach medicines which are irritating to the kidneys.

SYMPTOMS:—The animal roaches its back and straddles when walking. Symptoms of pain as in colic; lies down very carefully, urine highly colored and voided frequently. High fever, swelling of the legs; swelling disappears when the horse is exercised.

TREATMENT:—Give the animal a comfortable place and blanket well. Hot applications across the loins will assist in relieving the inflammation. Give as a physic one quart of raw linseed oil, and administer our

REMEDY NO. 56 AS DIRECTED.

While giving remedy No. 56 keep the bowels open, by feeding on soft feed. If this is not sufficient to keep the bowels loose, repeat the above physic.

Price of remedy No. 56, \$1.00.

INFLAMMATION OF THE LIVER. (Hepatitis.)

Inflammation of the liver is more prevalent in horses that are highly fed, and have little to do. This disease appears more frequently in a chronic form, than acute.

SYMPTOMS:—Pain and lameness in the right shoulder are characteristic of liver disease; the membranes of the eye, nose and mouth appear yellow, the bowels become

constipated, and the dung is clay colored; urine scanty and high colored. If treatment for this disease is neglected, suppuration or an abscess will be formed, which breaks into the bowels, or becomes absorbed. The absorption of this pus is a prolific cause of glanders.

TREATMENT:—Give our

REMEDY NO. 95 AS DIRECTED.

Feed the horse green and soft feed, which assists in producing a free action of the bowels.

Price of remedy No. 95, \$1.00.

INFLAMMATION OF THE LYMPHATICS.

(Lymphangitis.)

Lymphangitis most frequently attacks coarse-bred, heavy horses. The lymphatic glands become gorged, and pour out the lymph into the blood vessels causing a swelling, which exhibits to the sense of feeling, irregular prominences under the skin.

SYMPTOMS:—Irregular lumps under the skin. There is a stiffness of the part affected, accompanied with fever; in a few days the heat, pain and swelling will diminish, and the horse will move more easily.

TREATMENT:—If the case is mild, fomentations of warm water should be applied to relieve heat, tension, and pain; exercise moderately, and give soft feed, such as cut-mess, bran and green food, and the animal will recover in two or three days.

Should the case be a severe one, the horse will require immediate attention, as big leg frequently follows this disease when neglected. Therefore, it is necessary to give as soon as possible, a physic composed of

Barbadoes AloesOne ounce.

GingerTwo drachms.

Mix in half-pint of water and give at one dose. Apply fomentations of equal parts of hot water and vinegar, to the swollen part for twenty minutes every two hours; each time after fomenting wipe dry and bandage with flannel. After the physic has operated, give our

REMEDY NO. 42 AS DIRECTED.

If our treatment is carefully followed, the animal will recover quickly, without retaining the least indication of big leg or thick leg.

Price of remedy No. 42, \$1.25.

Have you got an animal which has big leg? (Elephantiasis). If you have, try our

REMEDY NO. 43 AS DIRECTED.

It never fails to effect a cure.

Price of remedy No. 43, \$1.00.

INFLAMMATION OF THE LUNGS.

(See Lung Fever.)

KNEE SPRUNG.

This usually is caused by driving or working a young horse continuously, or too much before the animal has arrived at maturity. Although it may be caused, from sprains, or the result of some disease.

TREATMENT:—In old horses but little can be done. In young horses the use of our

REMEDY NO. 89 APPLIED AS DIRECTED, will effect a cure.

Price of remedy No. 89, \$1.00.

LAMPAS—SWOLLEN GUMS.

Lampas is a name applied to swelling of the gums of young horses, caused from teething; but may occur at any age from diseases of the stomach, most frequently from indigestion.

TREATMENT:—When colts are teething, it is advisable to pinch the gums with the nail of the thumb until they bleed, and rub on a little table salt. This is much better than burning the mouth with hot irons, the effect which, the animal never forgets or forgives, as is shown afterwards, in any attempt to do anything about its head.

In old horses, as soon as the stomach is in healthy condition, the gums will cease to give annoyance. Therefore, it will be necessary to treat the stomach to effect a cure.

LUNG FEVER—INFLAMMATION OF THE LUNGS.

(Pneumonia.)

CAUSES:—The exciting causes of lung fever is believed to be a micro-organism, yet its positive identification is not assured. Lung fever is generally endemic, though it may become epidemic. Frequently, however, when it appears to be epidemic, it will be found that the horses affected have been exposed to the same depressing influences. Among the predisposing causes, age ranks first. There are three periods in the horses life, in which the liability to lung fever is greatest: Colts: horses between the ages of eight to ten years, and after fifteen years old.

The general bodily condition at and before the lung fever seizure, has but little predisposing influence. It is a question whether the stronger or the weak are oftenest

attacked. One attack of lung fever predisposes to others. When lung fever follows a severe blow or injury to the chest, the injury must be looked on as a predisposing cause. Cold does not effect the lung fever rate, except in colts and old horses. March and April statistics usually exhibit the highest lung fever rate. Colts and old horses are greatly depressed by the intense cold of winter, and the chilling winds of March and April.

SYMPTOMS:—Generally the horse is seized with a chill, which usually occurs in the night. This chill is intense and lasts from one-half of an hour to three hours. A distinct chill is less frequent in lung fever of an old horse; yet when an old horse has a marked chill, lung fever may always be suspected. A protracted fit of shivering and pain in the side, are the two initial symptoms in about fifty per cent. of the cases of lung fever. In the other half of the cases, the onset is attended by slight increase in the frequency, and irregularity of breathing, slight fever, short hacking cough and an appearance of great exhaustion. With these initial symptoms, there is a rapid rise in temperature accompanied by pain in the side, which is aggravated by coughing and deep breathing. The breathing is difficult, cough, expectoration, the countenance anxious, loss of appetite, and intense thirst. The urine is scanty and dark. The bowels are constipated. The respiration is more constantly increased in frequency in lung fever, than any other disease. The breathing is panting, not "catching" in character. Cough is present in ninety per cent. of the cases. It comes on within twenty-four hours after the advent of the disease. At first it is short, "hacking" in character.

TREATMENT:—It is absolutely necessary to have a

comfortable airy place for the animal, but draughts must be avoided, as under the treatment the patient will be very susceptible. Blanket the horse and rub the legs briskly with the hands; if you fail to create any warmth by rubbing, take a half-pint of whisky and one-eighth teaspoonful of cayenne pepper, apply to the legs, then bandage with flannel as high as they are cold. It is necessary to keep the legs warm in all seasons, as this will relieve the lungs of a portion of the blood. Physic should not be given, but the bowels should be loosened by giving injections of warm soapsuds and feeding soft foods. Blisters or other irritants applied to the sides, in the early stages, is apt to do harm; but blisters or mustard plasters should be applied after the third or fourth day. Give our

REMEDIES NOS. 35, 36 AND 37 AS DIRECTED.

Under ordinary circumstances this treatment will be effective. But bear in mind if the animal does not have prompt assistance, there is little hope for its recovery.

Price of remedies Nos. 35, 36 and 37 complete, \$2.00

LOCK JAW—TETANUS.

Lock-jaw is a partial tetanus, only the muscles of the jaw and neck being contracted or fixed.

Tetanus is a disease consisting in permanent contraction of all the muscles, or merely some, without alterations of relaxation.

CAUSES:—This disease frequently occurs from injuring the foot with a rusty nail, or from other injuries, as wounds and fractures or from castration. It is sometimes caused from excessive fright, but it may appear without any assignable cause.

SYMPTOMS:—Closure of the jaws; difficulty of swallowing; rigidity and immobility of the limbs and body, eyes drawn back into the sockets; and the haw, (*membrana nictitans*), will almost cover the eyes; on approaching the animal it manifests great fear. The extended and dilated nostrils, and the fixed ears, tell the fact, very plainly, that the muscles of the head and neck are beyond control of the animal.

TREATMENT:—Remove the suffering animal into a place where it will have plenty of air, and be free from any sound or sight to disturb it. Do not allow any curious person to enter, as it would annoy the patient. At once try to ascertain the cause of the attack; if from injury or wounds of any kind, the wounds or injuries should at once be dressed with our

REMEDY NO. 97 AS DIRECTED.

Remedy No. 97 will soothe the irritated nerves of the part. An occasional poultice of flaxseed to the injuries, will also prove beneficial. Give internally our

REMEDY NO. 98 AS DIRECTED.

Place a pail of cold, thin gruel where the horse can get at it, without making an effort to reach it. This will undoubtedly be all it will be enabled to take, during a period of from three to sixteen days. Renew the gruel once a day and keep it sweet; the animal may be able to suck this through its teeth. Any diet the horse has been fond of should also be placed within its reach, so as no opportunity be lost whereby his stomach may be filled, and thereby supporting strength to his overtaxed system. Also keep a pail of cool water before the animal. It probably will not care to drink much, but will use the water to cool its mouth. Do not allow any one to go near the stricken

horse but yourself; and do not go yourself any more often than is absolutely necessary. Before entering the place the horse is confined in, have the gruel and other food, water, and everything at hand, so that only one journey will be necessary to accomplish much. By using great precaution in entering, and by making the least noise you possibly can, much suffering can be avoided and the chances of recovery increased. Always open and close the door slow and carefully, so as not to make any noise. The animal's recovery will depend to some extent on keeping it perfectly quiet, and remember after the animal has commenced to convalesce, a little fright or to startle it may place it back in a worse condition than at first. External applications do not seem to alleviate this disease, but are inclined to aggravate it.

Price of remedy No. 97, 75 cents.

Price of remedy No. 98, \$1.50.

MANGE—ITCH—SCABIES.

Mange is a skin disease which affects almost all domestic animals, but especially the horse, sheép, cow, and dog. This disease is caused by an insect called acari, breeding and burrowing in the skin. (See Scab in Sheep.)

SYMPTOMS:—Small itching pustules form about the head and neck, and under the mane. After these pustules break, a small scab is formed and the itching becomes so intense, that the horse will rub itself against any object it has access to; frequently rubbing the hair and skin off. But even if the animal is prevented from rubbing itself, the hair will drop off, and in severe cases the mane and tail will fall off, exposing an angry red colored skin; after which there is dryness and whiteness of the skin accom-

panied with excessive itching. This disease is so contagious that healthy horses will contract it, by simply rubbing themselves against an object, where a mangy horse has previously rubbed.

TREATMENT:—Apply our •

REMEDY NO. 64 AS DIRECTED.

Then wash the diseased parts thoroughly with warm soapsuds applied with a soft brush, after which dry carefully; then apply our

REMEDY NO. 65 AS DIRECTED.

Remedies Nos. 64 and 65 will speedily cure the mange, and kill the insects which produce it; thereby avoiding a reappearance of the disease. It is extremely necessary to thoroughly wash and disinfect, by using a mixture of sulphur or lime and water, every object the mangy horse has come in contact with. Viz: Mangers, harness, combs, brushes, stalls, posts, etc. The blankets should be boiled.

Price of remedies Nos. 64 and 65 complete, \$1.00.

MOON BLINDNESS—PERIODIC OPHTHALMIA.

This usually terminates in cataract and is a serious disease. Consists of an inflammation of the internal parts of the eye-ball.

SYMPTOMS:—In the morning the eyelids will be found closed. The eye is dim and clouded, a yellow border composed of pus will be observed. Red streaks run across the eye ball; this inflammation will last from two to three weeks at the end of which time, the eye will brighten up and have the appearance of being completely cured, scarcely leaving any trace except a degree of dimness. The moons changes as is sometimes supposed by horsemen, has

not the least effect on this disease. But it does appear again in one, two or three months, having the same symptoms and characteristics as in the first attack, only a greater deposit of pus will be left at each subsequent attack, until the whole eye is filled with matter.

TREATMENT:—This disease is incurable. To allay pain and irritation use the following solution:

Cold Water One ounce.

Tincture Opium Two drachms. Mix.

To be applied by means of a camels hair pencil. When one eye is affected with this disease, the other will ultimately become affected. The only prevention of this is to have the diseased eye extirpated, or puncture the cornea with a lancet and allow the watery humor to escape, permitting the diseased eye to sink in the head. If this is done successful, the remaining eye will not only retain, but will increase in luster and brightness.

NETTLE RASH—SURFEIT.

A disease that appears in the spring of the year, and is most prevalent among fat and well fed horses. This is not a contagious disease.

CAUSES:—Over abundance of flesh, sudden changes of diet, sudden changes of weather, drinking cold water when heated, intestinal worms; shedding the coat has been known to cause it.

SYMPTOMS:—This disease makes itself known by small pimples, or tumors about the size of a grain of Indian corn. The entire body will be completely covered. These pimples appear quickly. In some cases the eyes are closed and the lips thickened.

TREATMENT:—Give soft feed composed of bran, cut hay dampened with water, sprinkle this mixture with salt and feed for a few days. If grass can be had give it in preference to other food. If the bowels are constipated, give

Powdered Aloes Seven teaspoonsful.

Powdered Gentian Two teaspoonsful.

Mix in one pint water, give as a drench at one dose, Follow this by giving our

REMEDY NO. 71 AS DIRECTED.

Price of Remedy No. 71, 75 cents.

PARALYSIS—PALSY.

Is usually produced by disease in the brain and spinal cord, causing loss of the power of moving in some part of the body. It may be confined to the deep muscles of the hips or to one or two legs, or there may be complete paralysis. But it is usually confined to the hind parts or haunches and legs. The paralyzed part usually becomes numb but sometimes a sense of feeling remains.

SYMPTOMS:—If the attack is mild the animal may be able to keep upon its feet, when this is the case, they will undoubtedly recover in a few days. But if after staggering around the horse falls and is unable to get up, has an anxious expression of countenance, eyes staring, breathing short, nostrils distended, the case is more serious and should have prompt attention.

TREATMENT:—The paralyzed parts should be well rubbed with a stiff brush. If shod, remove the shoes. Give an abundance of good clean bedding; this will keep the body in good condition and prevent the skin from

scalding. Turn the horse from side to side at least twice in the day. Give our

REMEDY NO. 31 AS DIRECTED.

If the kidneys refuse to act, give

Tincture Buchu Compound One ounce.

Syrup Two ounces. Mix.

Every seven hours until three doses have been given. If the bowels do not move within twenty-four hours after the horse is paralyzed, give in one pint of water,

Barbadoes Aloes Eight drachms.

Ginger Two drachms.

If the animal should commence to perspire, blanket well as long as there is any evidence of sweating. If the horse appears easy while resting upon its breast, recovery may be expected in a few days; but if he lies straight out, death will result in a few days.

Price of remedy No. 31, \$1.00.

PLEURISY.

An inflammation of the membrane covering the lungs and lining the cavity of the chest. Usually confined to one side of the chest. It is generally caused by exposure to cold, or changes in the atmosphere.

SYMPTOMS:—A sharp pain in the side after a chill, is indicated by the animal looking at its side, avoiding short turns and lying down very careful on the affected side; but usually they prefer standing. A ridge will be observed, extending from the haunch around the belly to the breast bone. Breathing not so short and rapid as in inflammation of the lungs. The pain will generally subside after twenty-four hours, and apparently the horse is

better. This in the majority of cases of pleurisy, when neglected a few hours with out proper treatment, develops in (Hydrothorax) or water in the chest. If there is an excessive accumulation of water in the chest, the ridge from the hip to the breast becomes more prominent; appetite completely gone, and should cold sweat break out there is imminent danger.

TREATMENT:—This disease as in all other diseases of inflammation requires a well bedded, comfortable, airy place free from draughts. Blanket according to the weather; rub the legs well and bandage to the knees with flannel to keep them warm. If the animal will eat soft food, this is preferable. But if it refuses it, give it such food as it relishes. Give plenty of cold water. Hot flax-seed poultices are good. Mustard plasters applied to the affected side will be beneficial. Give our

REMEDY NO. 38 FOLLOWED BY
REMEDY NO. 39 AS DIRECTED.

Price of both remedies, \$1.25.

PURPLES (PURPURA HAEMORRHAGIA.)

This disease is usually the sequel of some debilitating disease as distemper, influenza, lung troubles, etc., when these diseases have not had the proper attention and treatment, or it may be contracted by the horse inhaling the impure atmosphere, arising from decomposed urine and manure in badly ventilated stables. Poorly fed and over exhausted horses are the most susceptible to this disease. Exposure to cold or rains is another cause.

SYMPTOMS:—The first symptom is the appearance of hard painful swellings, that pit slightly upon pressure;

these swellings may appear on any part of the body; they may disappear only to appear on some other part. They are usually more prevalent around the head. Small blisters sometimes appear and when broken discharge an amber colored liquid, which scalds when it comes in contact with the skin, causing the hair to loosen and drop off. Where ever these blisters break, it leaves an unhealthy sore which is difficult to heal. In the nostrils can be observed small purple spots; these often slough and leave unhealthy sores. If these swellings take place within the internal organs, to any great extent, death will be the result from external haemorrhage or bleeding.

TREATMENT:—Great benefit will be accomplished by placing the animal in a clean, well ventilated, warm and dry stall, with sufficient quantity and change of food to green vegetables, if they can be had; if not, feed anything the animal relishes. If the horse is constipated give as a mild laxative the following:

Spirits of TurpentineOne ounce.

Raw Linseed Oil One pint. Mix.

And give as a drench. This is all that will be necessary to regulate the bowels. Follow this by giving our

REMEDIES NOS. 50 AND 51 AS DIRECTED.

If the animal is very weak and debilitated, give three ounces of whisky twice daily. Do not disturb the swellings on the limbs or body, as you will only aggravate them; the less they are interfered with the better. But if the swellings of the head, nostrils, mouth or throat interfere with breathing or eating, with a clean knife scarify or make small incisions. Bathing the swellings of the head with hot water sometimes gives slight relief.

Price of remedies Nos. 50 and 51 complete, \$1.50.

POLL-EVIL.

Poll-evil is a disease consisting of a suppurative inflammation, forming pus in the form of an abscess behind the ears, and upon the top and sides of the neck.

CAUSES:—Injury to the part, sometimes caused by badly fitting halters, cruelty of the driver in striking the horse over the head with the butt-end of a whip, or it may be brought on by the horse hitting his head on some object.

SYMPTOMS:—A stiffness of the neck will be observed as the first symptom. A hard swelling will appear upon the poll, but later on becomes soft. In time if it is not interfered with it will burst and discharge matter.

TREATMENT:—This disease taken in its earliest stage can be counteracted. As soon as the swelling is noticed give the following physic:

Powdered Aloes One ounce.

Gentian Two drachms.

Water One pint. Mix.

Give as a drench at one dose. Follow this by administering our

REMEDIES NOS. 69 AND 70 AS DIRECTED.

With our treatment many cases can be aborted, and will require no other treatment. If the disease is in an advanced stage before you give it attention, our advice is to employ an experienced person to take charge of the animal, as it is not safe to come in contact with this foul and loathsome disease, without proper care and disinfectants.

THIS LOW OR FISTULOUS WITHERS—is accompanied by the same causes and symptoms as poll-

evil. The only difference, the swelling appears upon the shoulder in this low. Use the same remedies and treatment as in poll-evil.

Price of remedies Nos. 69 and 70 complete, 75 cents.

PRICKS IN THE FOOT FROM NAILS.

This may occur while shoeing the horse, or may be pricked up in the street, or may be the result of coming in contact with any hard pointed substance.

SYMPTOMS:—The horse will become lame, the affected foot will be tender and feverish. On examining the foot you will either find the nail penetrating the foot, or the injured place.

TREATMENT:—If the nail is in the foot, remove it at once. and poultice the foot with ground flaxseed for twenty-four hours. After poulticing, if there is any formation of pus, open and allow it to escape. After the opening has been made, apply our

REMEDY NO. 76 AS DIRECTED.

The horse can be put to work as soon as he is inclined to use the foot without lameness. Pricks in the foot should have prompt attention as it frequently results in lock-jaw. (See lock-jaw).

Price of remedy No. 76, 50 cents.

QUITTOR.

This is a very serious ailment, and is to the foot, what poll-evil is to the head.

CAUSES:—It may be caused by calking, a blow, prick from a nail, suppurating corns, etc.

SYMPTOMS:—A large swelling just above the hoof, which is very painful, causing the horse to hold its foot off the ground. In a few days the swelling will burst, and discharge a whitish fluid. This opening will not be inclined to heal.

TREATMENT:—Poultice the bottom of the foot with cow-dung, for twenty-four hours. If the foot becomes soft, it is an indication that the pus is drawn down. An opening should be made to allow the discharge to escape. After this is accomplished, apply our

REMEDY NO. 77 AS DIRECTED,
for a few days. This will effect a speedy cure.

CAUTION:—In poulticing a horse's foot, always apply the poultice to the sole of the foot. Never in any instance apply the poultice around the hoof, for if you do, in the majority of cases, the hoof will fall off.

Price of remedy No. 77, \$1.00.

RHEUMATISM.

More mistakes are committed in this disease, than any other disease the horse is subject to. This affection is many times confounded with founder, therefore we will explain the different symptoms, so that any one can easily distinguish the one disease from the other.

In rheumatism there is severe pain accompanied by fever and excitement, and the seat of the pain is in the joints of the legs. In founder there is pain without fever, and the pain is confined to the feet. In chronic rheumatism there is no fever, but in this affection the animal will be unable to move, as if it was sprained over the loins. In rheumatism there is an absence of heat in the feet.

While in founder the fever in the feet is so great, that it is sometimes called fever in the feet.

ACUTE RHEUMATISM:—Is caused by placing heated horses in a draught of cold air, or sudden check to perspiration.

SYMPTOMS:—Excitement, high fever with excruciating pains in the legs and joints; so much so that the suffering horse has not a leg fit to stand upon, and is not inclined to move from the place it occupies, from fear of falling to the ground. If it is compelled to move, it does so with much lameness and stiffness. The animal blows and the breathing is hurried. In connection with these symptoms, the horse sweats profusely.

TREATMENT:—Administer our

REMEDY NO. 92 AS DIRECTED.

Give the horse plenty of bedding, in a cool, airy stall and induce him to lie down, and cover the body with a light blanket. If the attack comes on in the summer, apply loosely to the legs cold water cloths, keeping them continually wet, from twelve to twenty-four hours. In winter, warm water is best for these applications, and should be applied in the same manner, as the cold water treatment in summer. By the time the horse has taken six doses of our remedy No. 92, a great change will have taken place.

CHRONIC RHEUMATISM. —Chronic rheumatism in the joint, is the most prolific cause of hidden lameness in the horse. It is the outcome of neglected acute rheumatism.

SYMPTOMS:—The same as acute rheumatism, with the exception of the absence of fever.

TREATMENT:—Give our

REMEDY NO. 92 AS DIRECTED, AND
APPLY REMEDY NO. 88 AS DIRECTED.

This treatment will be found to be most satisfactory. You cannot afford to ever be without our remedy No. 88 for strains, lameness, etc.

Price of remedy No. 92, \$1.00.

Price of remedy No. 88, \$1.00.

RING BONE.

Ring-bone consists of a circle of bone, thrown out from the underlying bone of the upper and lower pastern bones. The cartilage of the foot may also be converted into bone, and laid in the form of a circle. Ring-bone occurs more frequently on the forelegs of heavy horses. When it occurs in fine bred horses, the hind leg is usually affected. It is caused by sprain, fractured bone, or it may be hereditary. The degree of lameness depends upon the location of the affection, and not upon the size of the enlargement. The lameness will be much less if the ring-bone is situated on the side, than if situated immediately in front. There is sometimes a bulging of the foot, which in many cases causes the foot to turn inward, producing what is termed reel-foot. In false ring-bone, lameness is never present, but in true ring-bone there is considerable lameness and fever, before the enlargement is noticeable.

TREATMENT:—If ring-bone is of recent origin, and the horse is young, you can effect a cure. First wrap cold water cloths around the parts for three days, removing them at night. This will allay all heat and inflammation. After this has been accomplished, apply our

REMEDY NO. 89 AS DIRECTED.

Ring-bone in old horses is very difficult to remove, and the result of treatment is unsatisfactory. But remedy No. 89 will effect a cure in young horses.

Price of remedy No. 89, \$1.00.

 RINGWORM.

Young horses that have been poorly kept through the winter, is most susceptible to this disease. This disease is contagious and is communicated from man to animals, and from animals to man or to other animals. It is not always confined to one spot, but may appear on several parts of the body.

SYMPTOMS:—At first there is but a small pimple, which soon commences to spread and form a circle, composed of patches or scales forming large crusts with ulcers underneath. The hair over the ringworm stands erect, breaks off, falls out leaving a bare, greyish spot.

TREATMENT:—Wash the part clean with soap and water. Remove the scab and apply our

REMEDY NO. 72 AS DIRECTED,

and a speedy disappearance of the ringworm will be the result.

Price of remedy No. 72, 75 cents.

 SAND OR QUARTER CRACKS.

This is a crack or split in the hoof, and may occur in any part of the hoof, or on any of the feet.

CAUSES:—Insufficient moisture, causing the hoof to become brittle. Driving over hard roads, standing on hard floors, or ill-fitting shoes.

TREATMENT:—File the edges of the crack thin, after it has been thinned, a piece of the wall of the hoof, for about half an inch on each side of the crack, is to be cut out. A piece of iron made red-hot, and applied, just for a moment flat on the hair at the head of the crack, sufficient to make a scab, will insure a solid growth of horn. A strap should be placed around the hoof, to prevent opening of the crack, and to facilitate the cure. Also keep the entire hoof softened, by applying crude oil two or three times a week. If your horses are subject to cracks, and you wish to prevent the occurrence of it, use our

REMEDY NO. 79 AS DIRECTED.

Price 50 cents.

SLOBBERS OR SALIVATION.

Salivation is an increased flow of saliva, caused by large doses of mercury, lobelia, veratrum, etc. It is also seen in horses that are feeding on second crop clover. The excessive flow of this saliva in horses, is very detrimental, as they loose flesh, become weak and thin, while they apparently have an abundance of food. Slobbers are also caused by irregular teeth, the lodgement of corncobs or other foreign substances between the teeth.

SYMPTOMS:—Persistent excessive discharge of saliva, or frothy mass exuding from the mouth. Great desire for water.

TREATMENT:—Remove the cause. If it is caused from eating obnoxious weeds, plants, or second growth clover hay whether in the stable or pasture, change the feed at once to something more wholesome. If caused by irregular teeth, file the sharp edges off, and remove any

substance that may be found between the teeth. If the slobbering is caused from injuries to the tongue, or small fistules in the mouth, take a soft cloth and cleanse the mouth with the following solution:

AlumOne ounce.
 Chlorate PotashOne ounce.
 Water One pint. Mix.

Usually this will effect a speedy cure. But if after this treatment, the slobbering is persistent, paint the gland below the ears once every twenty-four hours with Tincture Iodine. And give one drachm of Iodide of Potash internally morning and evening for two days.

SPRAINS, BRUISES, ETC.

For sprains, bruises, etc. from whatever cause they may occur, apply our

REMEDY NO. 88 AS DIRECTED.

This is the most efficient remedy in the market, for the above ailments.

Price of remedy No. 88, \$1.00.

SPLINT.

A small bony enlargement, usually situated on the inside of the leg.

CAUSES:—Working horses when too young, or before the leg and splint bone have become united. After these bones become united, it requires great force to tear them apart. But in the young animal, these bones articulate with very little movement, and if overtaxed, splint is formed. Therefore working, slipping, kicking, running,

jumping, or anything that will sprain, or overtax the ligaments, will produce splint.

TREATMENT:—Our

REMEDY NO. 81 APPLIED ACCORDING TO DIRECTIONS, FOLLOWED BY REMEDY NO. 82 AS DIRECTED,

will soon benefit the animal.

Price of remedies Nos. 81 and 82 complete, \$1.25.

SPAVIN-BOG.

Bog-spavin is a soft fluctuating swelling, situated in front of the hock-joint. It is an enlargement of the bursal cavity filled with fluid of the joint. It is generally caused, especially in young horses, by over work, fast driving or sprains. It is rarely accompanied with lameness, but when bog-spavin is produced by a sprain, there is usually heat and lameness, varying somewhat in intensity.

TREATMENT:—Apply hot water fomentations to the spavin, thirty minutes three times a day for a few days. Then apply our

REMEDY NO. 89 AS DIRECTED,
and frequently rub briskly.

Price of remedy No. 89, \$1.00.

SPAVIN-BLOOD.

Blood-spavin is an aggravated case of bog-spavin, involving the hock-joint on three sides. The swelling is more extensive and interfering with the flow of blood, that it is termed blood spavin. It may be the result of a distention of the large vein, that passes down over the

front part of the hock. For causes and treatment, see bog-spavin.

SPAVIN-BONE.

Bone-spavin consists of an irritation sufficient to cause inflammation, and the sprouting out of irregular bony matter, from the bones of the joint. This prevents the smooth and proper action of the bones, and causes lameness. The situation of bone-spavin is on the inside, and in front of the joint. It is generally the result of a sprain, or it may be hereditary.

SYMPTOMS:—When the horse is first started after standing, it will walk on the toe, with a hopping movement of the hind parts; after traveling a short distance, the lameness improves and sometimes disappears altogether.

TREATMENT:—Apply our

REMEDY NO. 89 AS DIRECTED.

For spavin of long standing use our

REMEDY NO. 88 WITH

REMEDY NO. 89 AS DIRECTED.

Price of remedy No. 88, \$1.00.

Price of remedy No. 89, \$1.00.

SPAVIN-OCCULT.

This disease is bone-spavin, devoid of any enlargement of the joint whatever. For symptoms, causes, and treatment, (see bone-spavin).

STIFLE-JOINT LAMENESS.

Dislocation of the Patella.

This affection is chiefly met with in young colts, and

is produced by the wearing away of the toe of the foot, causing dislocation of the stifle, or patella which slides off the bones, at every step the animal takes. If you examine the joint you will find the patella on the outer side of the leg. There is usually heat around the stifle joint, and sometimes fluctuating swelling. The horse when bringing the leg forward will swing it outward with a circular motion, but sometimes when walking, the leg will fly backward, and the animal is powerless to bring it forward.

TREATMENT:—Apply hot water fomentations three times a day for two days. Then apply our

REMEDY NO. 90 AS DIRECTED.

Have the horse shod with a shoe, having a projecting piece of iron attached to the toe. This will prevent the bones from sliding out of place, and knuckling at every step. Place the horse on level pasture and give absolute rest.

Price of remedy No. 90, \$1.00.

SIDE BONES.

Is a form of ring-bone, but it is only situated on the side of the foot, and does not extend around the coronet as in ring-bone. It consists in the solidification or ossification of the cartilages of the foot. Any horse with side bones is considered unsound. The causes and treatment are the same as in ring-bone. (Which see.)

SORES.

Healthy and unhealthy sores occurring in, or on, all parts of the body of the horse should receive prompt and

proper treatment, thereby avoiding complications. For healthy sores

REMEDY NO. 89 APPLIED AS DIRECTED, is superior in its efficacy to any known remedy. For unhealthy sores and ulcers use our

REMEDY NO. 99 FOLLOWED BY
REMEDY NO. 89 AS DIRECTED.

By using remedy No. 99 on an unhealthy sore, will produce a simple and healthy one, which can readily be healed by using remedy No. 89.

Price of remedy No. 89, \$1.00.

Price of remedy No. 99, 50 cents.

STRANGUARY.

In this disease pain is present while the horse is urinating, and the urine is mixed with blood.

CAUSES:—Irritation of the bladder or kidneys, or both.

SYMPTOMS:—Pain, irritation, and fever. Frequent desire to pass urine, which is bloody, and passed in small quantities.

TREATMENT:—Give our

REMEDY NO. 100 AS DIRECTED, and give plenty of cold water to drink; also flaxseed tea. If the horse will not drink the tea, give it as a drench. Take equal parts of mustard and flour, mix with warm water, make into a soft paste, and lay over the region of the kidneys, or small of the back. Occasionally moisten with warm water to keep the mustard active.

Price of remedy No. 100, 75 cents.

STRINGHALT.

Stringhalt is an involuntary spasmodic contraction of muscles of the hind leg, and is known from the peculiar manner in which the hind leg or legs are raised and lowered. This peculiar manner is described as a quick, spasmodic jerky motion, which the animal cannot control.

CAUSES:—Loss of nerve influence, whereby the extensor pedis muscle—and other muscles—are deprived of their proper power. It is sometimes caused by the peculiar condition of the blood. And sometimes appears in rheumatic form. Stringhalt generally comes on very slowly, but may develop very rapidly. If the animal shows indication of stringhalt in the winter season with the symptoms disappearing as the heated months advance, the case may be regarded as one of rheumatic form. If the symptoms continue during the summer months, the horse should have immediate and proper attention, or the disease will gradually continue to grow worse, until the horse strikes the belly with the fetlock.

TREATMENT:—The muscles of the thigh are to be brought into healthy action, and the lost nervous influence restored, by giving our

REMEDY NO. 101 AS DIRECTED.

Give the horse an abundance of good, nutritious food. By giving our remedy for this disease before it has advanced to far, a cure can be effected in six weeks. But after the disease has taken a firm hold of the animal, it will require a longer time to effect a cure.

Price of remedy No. 101, \$2.50.

SUNSTROKE. (Coup De Soleil.)

Of late years this disease has become of such frequent occurrence that it demands mentioning.

CAUSES:—Driving and overworking in the hot sun. Tight fitting collars will retard the circulation, and is one of the causes of sunstroke.

SYMPTOMS:—Usually the horse will hang back, hang its head, want to stop, apparently exhausted and stupid. Breathing heavy and rapid. The animal is very warm without any indication of perspiration, eyes very red and prominent, nostrils distended. The animal usually falling to the ground, and sometimes unable to arise. If the horse recovers, several seasons should elapse before it is exercised to any extent in the hot sun. But during the winter months you will have no trouble whatever with the horse, from the effects of sunstroke.

TREATMENT:—If you notice the above symptoms in time, you can prevent the attack by removing the harness and collar, and giving to the horse at short intervals a few mouthful of water; apply cold water to the head and along the spine, and fasten a wet sponge over the forehead. The sunshade for horses, now so much in use, will go far in lessening the occurrence of this affection. If the sunstroke is fully developed before you are aware of it, remove the harness at once, and if possible place the animal in a cool, shady place, and immediately give our

REMEDIES NOS. 60 AND 61 AS DIRECTED.

Chopped ice if it is to be had, should be placed in a cloth or bag, and laid between the ears and over the forehead. If the ice cannot be had, then apply the coldest water at hand. If the limbs are cold, rub them briskly

with alcohol or whisky and mustard, and bandage. As soon as consciousness is regained, give as a physic, one quart of raw linseed oil.

Price of remedies Nos. 60 and 61 complete, \$1.00.

SWINNEY—SWEENEY. (Atrophy of the Muscles.)

Swinney is a shrinking away of muscles of any part of the body, but is most frequently met with in the shoulders and hips. It is produced by improper action or discontinued use of the muscles, and results from any disease or affection that causes lameness. It is also caused from bruises or heavy pulling. A young horse that is compelled to follow the furrow while plowing in the spring of the year, when the muscles are soft, is extremely liable to swinney of the shoulder.

SYMPTOMS:—Instead of the round full muscles, you will observe a flattened or hollow space, indicating the wasting away of a muscle. In shoulder swinney, at the onset, usually there is swelling, heat and tenderness along the shoulder blade. Lameness does not generally develop until after the swelling has subsided, and the wasting of the muscles have commenced; this usually takes place in about ten days from the onset. The hollow or sunken space generally extends the full length of the shoulder blade, and may be quite deep; deep enough that the spine of the shoulder blade is prominent.

TREATMENT:—Remove the cause if possible. During the stage of heat and swelling apply hot water fomentations. After the swelling has disappeared, apply our

REMEDY NO. 91 AS DIRECTED.

While using remedy No. 91, keep the horse at light work on level ground, as the animal must have exercise to effect a cure.

Price of remedy No. 91, \$1.00.

SWELLED LEGS.

(Oedema.)

Swelled legs is not a disease, but is a symptom of some debilitating disease, as defective kidneys, liver, or heart. Or lymphatic irritation. Also inflammation of the lymphatics, or lymphangitis. (See dropsy.)

THISOLOW OR FISOLOW.

(Fistulous Withers.)

This disease is the same as poll-evil, with the exception it is located upon the shoulder. For causes, symptoms, treatment and remedies, see poll-evil.

THRUSH IN THE MOUTH—APHTHOUS THRUSH, INFLAMMATION OF THE MOUTH.

(Stomatitis.)

SYMPTOMS:—Soreness of the mouth, attended by swelling and redness of the mucus membrane lining the mouth. Sometimes white patches and blisters form inside the mouth, or on the tongue. The animal refuses to take food, but usually drinks freely of cold water. The salivary secretion is increased and flows from the mouth, and often has a foetid odor.

TREATMENT:—

Borax Powder One ounce.
Molasses Three ounces. Mix.

Apply to the mouth with a soft cloth, taking care to touch all the ulcers. Give soft feed or cut grass. Give half ounce of Sulphite of Soda each evening until you have given three doses. Usually this will effect a cure, and will be all that will be needed. But should the ulcers be very deep and not inclined to heal, give our

REMEDY NO. 44 AS DIRECTED.

Price, 75 cents.

THRUSH IN THE FOOT.

Thrush is a diseased condition of the sensitive frog of the foot, and from which a foul smelling fluid is discharged. Every horse owner is familiar with this disease.

CAUSES:—Excessive amount of moisture to the foot from standing in their own dung, or from the floor of the stable being wet, wading around in filthy barnyards. Also caused from scratches and grease-heels, and from hard labor on stony and rough roads.

TREATMENT:—The stable and stalls must be kept clean and dry. Drop a few drops of Muriatic Acid into the frog, once a day for a few days. If the disease is left to itself, it may develop into canker. (See bruises of the frog.) In addition to the above treatment, a few doses of Sulphite of Soda in one-half ounce doses, given once a day for a few days, will do the animal much good, as it acts on the system as an alterative and purifier.

WARTS.

To remove warts, use our

REMEDY NO. 59 AS DIRECTED.

Price, 50 cents.

WIND GALLS.

TREATMENT:—Our

REMEDY NO. 83 USED AS DIRECTED, will, in some cases remove wind galls. But the usual result is unsatisfactory, as they often reappear after they have apparently been cured. If you have a valuable horse, it will be to your interest to use the above remedy as the blemishes will become less sightly.

Price of remedy No. 83, \$1.00.


YELLOW S (JAUNDICE.)

Jaundice is a yellow discoloration of the skin, due to the presence of bile or blood pigment. As jaundice is a symptom (not a disease) of liver disorders, see inflammation of the liver for treatment and remedies.

DISEASES OF CATTLE.

...THEIR...

CAUSES, SYMPTOMS AND TREATMENT.



The attention we will pay to this department, will be devoted to the explanation and treatment of the various diseases that cattle are subject to. There is a similarity in some diseases of cattle to those of the horse, for instance: Inflammation, irritation, and fever are common to all animals. However there are so many diseases affecting cattle which do not apply to the horse, that it is necessary to treat the subject of causes, symptoms, and remedies in a department of its own. Owing to the fact that the ox or cow have four stomachs, first, the rumen or paunch; second, the reticulum; third, the manyplus; fourth,

abomasum or rennet, under no consideration should medicine be given otherwise than in fluid form, so that it may pass freely and quickly from one stomach to another. Administering medicines in powdered form to cattle, instead of its finding its way into any of the stomachs, it is very likely to break through the platform at the bottom of the gullet, not only losing the efficacy of the medicine but destroying the life of the animal. Therefore, we caution, never give the ox or cow medicines in a solid form.

The ox or the cow do not, even under the most severe forms of disease, exhibit that same amount of fever, irritation, and loss of appetite, which is shown in the horse when attacked with the same disease. Not until the disease has made considerable progress, does the ox or cow show distressed symptoms of disease; so much is this the case, that the owners fail to see any thing wrong. This is by far the greatest difficulty in the successful treatment of diseases of cattle. Not getting or applying the remedies at an early stage of the affection. A closer attention, and more careful observation on the part of the farmers, is almost demanded.

The farmer will find it to his interests to observe the following: If there is even a very slight grating sound in the wind-pipe, which can be readily detected by placing the ear to the throat, the animal should have immediate attention, and if given the proper treatment will be well in a few days; whereas, if left to itself, serum is exuded, and debility, weakness, and even death may follow. Therefore we will say, study the sounds of the wind-pipe, both in the sick and well animal, and you will not only perfect your knowledge in this particular, but we can assure you it will not be an idle study; for in a short time, you will

not only be able to detect the insidious diseases, in their beginning in your cattle, but can apply the remedies before the diseases have advanced, saving yourself inconvenience and loss. In this way, you will soon convince yourself, that cattle diseases are not so difficult to cure after all, and while others have so long sat and brooded with sour minds over their loss, and the ignorance and inefficiency of cow doctors, you have obtained a mastery of the situation.

ABORTION.

Abortion consists of slinking or slipping of calves. This is a great misfortune to the stock raiser, as it deprives him of the profit that he would have made on the increase of his herd, as well as the loss in the decreased amount of milk. If the cow looses her calf within the first six months of gestation, it is considered abortion. But during the last three months it is a permature birth.

CAUSES:—Abortion is attributed to various causes. Feeding upon slop or other milk secreting materials. From injury from vicious animals. Eating herbs that are contained in the pasture or hay. Slipping, insufficient quantity of nutritious food, or may be brought on by any debilitating disease.

SYMPTOMS:—Symptoms are very seldom prominent before abortion, and the cow will slink her calf without missing a meal. But in premature birth it is quite different; the loss of appetite will be noticed, the animal ceases chewing her cud, will appear dull, and will be disinclined to mingle with the other cattle. A glairy, yellowish discharge from the vagina takes place, sometimes

streaked with blood. If the cow does not expel the calf soon, decomposition takes place which produces an offensive odor from the vagina.

TREATMENT:—Remove the animal from the balance of the herd to a comfortable place, and at once make an examination by passing the hand and arm into the womb. Previous to doing this grease the hand and arm thoroughly, which not only makes the entrance easier but prevents injury to the parts. Remove the dead calf, and cleanse the womb with a solution of warm, soft water two quarts, carbolic acid one-half ounce once a day for two or three days. Give the following physic:

Epsom SaltsTwelve ounces.

Powdered GingerOne ounce.

Water One gallon. Mix.

Give at one dose. Follow this treatment by giving our

REMEDY NO. 102 AS DIRECTED.

Feed warm bran mashes and give all the water to drink that the animal desires. By following the above treatment there will not be any bad after effects, from the sickness.

Price of remedy No. 102, \$1.00.

TO PREVENT ABORTION:—Feed the animal substantial food and plenty of it. Excessively wet and sloppy food keeps the bowels too loose, which relaxes the solids of the body and produces over secretions of milk, at the expense of the health of the animal. If cows are in the habit of secreting milk during the three months before the time of calving, they should be dried up by giving our

REMEDY NO. 103 AS DIRECTED.

No milking should be done unless the udder becomes

distended, and then, just enough to prevent injury to the udder.

Price of remedy No. 103, 75 cents.

BLACK QUARTER—JOINT FELON. QUARTER EVIL.

This disease is more prevalent in young cattle. It is seldom seen in animals over three years of age, but occasionally it is met with in animals beyond this age.

CAUSES:—The blood becomes thick, black and congested, which is caused by over-feeding, especially cattle that have been taken from a half-starved condition after a hard winter, and over fed. This disease is very sudden in its attack. Death usually occurs very quickly.

TREATMENT:—In the early stages of this disease the animal should be bled, abstracting two gallons of blood. This should be done by an experienced person. Then give as a physic the following:

Epsom SaltsSixteen ounces.
Sulphite of SodaEight ounces.
Powdered GingerTwo drachms.
Water Two gallons. Mix.

Give at one dose. As this disease usually ends fatally, our efforts will be directed towards prevention.

PREVENTION:—This is very important to the welfare of the balance of the herd, when the disease first makes its appearance. Give each young animal, from one to two years old, our

REMEDY NO. 104 AS DIRECTED.

Remove the young stock to high land with poor pas-

ture, thereby forcing them to work for their living. Keep them on poor pasture for at least seven days.

Price of remedy No. 104, 75 cents.

BLACK TONGUE (GLOSSITIS).

This is a disease affecting the tongue. Although it is apparently situated in the tongue, it is considered a constitutional disease.

SYMPTOMS:—Appetite gone, mouth slobbering, tongue inflamed and swollen; so much so that it sometimes protrudes from the mouth, preventing mastication and swallowing. Breathing very much disturbed. The animal has the appearance of suffocation. The saliva has a very offensive smell. If the animal is not relieved, usually death results in from two to four days.

TREATMENT:—Give as a physic

Epsom SaltsSixteen ounces.

Powdered GingerTwo drachms.

Water Two quarts. Mix.

Give at one dose. Wash the mouth three times a day with

Powdered AlumOne ounce.

Water One pint. Mix.

Follow this by giving our

REMEDY NO. 105 AS DIRECTED.

Feed soft feed, bran mash, etc., and allow the animal to drink plenty of cold water, as this will help to allay the inflammation.

Price of remedy No. 105, \$1.00.

BLOODY URINE (HAEMATURIA).

This disease is usually caused by injuries over the back and loins, or from eating the tops of plants which effect the bladder and kidneys, such as yews, cedars and savins. Stones in the bladder, etc.

SYMPTOMS:—Coagulated, or congealed blood comes when the first flow of urine is discharged, and the remainder of the urine is clear. The animal is weak, and stands with the back arched, straining to void small quantities of urine. Appetite poor, legs and horns alternately hot and cold, constipated, decrease of milk. When walking the animal straddles and shows great pain from pressure along the back. Do not confound this disease with red water, (which see).

TREATMENT:—Give our

REMEDY NO. 106 AS DIRECTED,

and apply hot water cloths across the back over the loins. Give flaxseed tea to drink, and feed soft mashes, and allow the animal plenty of water to drink.

Price of remedy No. 106, \$1.00.

**BLOATING—HOVEN—STOMACH STAGGERS.
(Tympanitis.)**

Bloating or hoven is a common disease among cattle, and is the result of the giving off of carbonic acid gas, from the large quantity of grass or clover when wet, contained within the rumen or paunch, together with a suspension of the function of digestion. The paunch becomes distended to an enormous size, from the gases that are generated, and is noticed on the left side. Hoven may occur in one hour after the animal is turned out to

pasture in the morning. In cases of this kind, time means much; therefore, every farmer should be prepared to meet this dangerous affection, by having our remedy No. 107 on hand. If the case is very severe it is necessary to tap the stomach, which should be done by an experienced person. But as we mentioned before, if the case is not too far advanced, our

REMEDY NO. 107 GIVEN AS DIRECTED, will save the trouble of tapping and the life of the animal. Our remedy is preferable to tapping when the case is not too far advanced, as many good animals are lost from the tapping process, that could have been saved. After the stomach has been relieved, and the distention has subsided, give our

REMEDY NO. 108 AS DIRECTED.

Price of remedies Nos. 107 and 108 complete, \$1.00.

BRONCHITIS.

Bronchitis is an inflammation of the wind-pipe, and sometimes extending to the lungs. The severity of this disease is varied. When there is intense inflammation it terminates in the outpouring of serum, from the blood into the cavity of the chest, and often resulting in the death of the animal. If the cow be with calf frequently the result will be abortion.

CAUSES:—This disease is caused by atmospheric conditions, which usually manifest itself in the spring of the year and early summer, causing irritation of the fauces, mouth, throat and windpipe and sometimes extends to the lungs. This disease attacks most all, if not all of the herd.

SYMPTOMS:—By applying the ear to the course of the wind-pipe, a slight rough and grating sound will be heard. This sound can be detected twelve hours after the attack. The quickness and depth of breathing will depend on the amount of serum poured out, and whether the cow be with calf, and how far she is along. In a week after the attack the animal will have a slight husky cough, weeping eyes, and a watery discharge from the inner corner of the nose. Bronchitis is the forerunner of pleuropneumonia.

TREATMENT:—As soon as this disease is discovered, give without a moments delay our

REMEDY NO. 109 AS DIRECTED.

If it is a milch cow which is attacked, and she continues to give the usual amount of milk, give in addition to our remedy No. 109, half an ounce of Commercial Sulphuric Acid mixed in three gallons of cold water, to be given once daily. Cold water and pure air are very necessary agents in the treatment of this disease.

Price of remedy No. 109, \$2.00.

CHOKING.

Choking is of frequent and common occurrence, among cattle that are fed upon potatoes and other roots.

SYMPTOMS:—If the animal slavers considerably and it runs from the mouth profusely, it is an indication that the obstruction is high up in the throat. Breathing will be difficult, and the animal evinces great uneasiness, attempts to cough, and the nose will be held straight out; should the obstruction be lower down in the neck, or in the chest, the symptoms will not be so prominent. Bloat-

ing is one of the symptoms of choking and usually the left side will be distended.

TREATMENT:—When the object is lodged in the upper or middle third of the gullet, hold the animals mouth open in the most convenient manner at hand; take a good strong cord making a slip noose on the end, insert the hand into the mouth and throat and endeavor to get the loop over the obstruction. Failing to do this, tighten the skin over the obstruction; try to move the obstruction upward if possible, but downward if it will go without using too much force. If you are unable to move it either up or down, pour small quantities of warm oil or melted lard down the throat, at the same time working the object upward if the lodgment is high; and downward if it is low in the throat. Should this also prove ineffectual, the probang should be used, or some flexible smooth stick may be tried; but great care must be exercised to have the stick go down the right passage. If the animal sets up a coughing when the stick is introduced into the throat, it is an indication that it has entered the air passage, therefore at once withdraw it, but try again until it is properly entered down to the obstruction. Exercise patience and perseverance and the difficulty is usually easily overcome. However there are cases that are so obstinate, that it is necessary to open the gullet over the place of the obstruction; a safe operation requiring only a simple cut through the skin and outer surface of the gullet, which readily heals without much trouble. Bring the lips of the wound together with a strong but small twine or saddlers silk; use a small darning needle; if a packing needle is not at hand. Feed the animal for a week or more, on soft or prepared food

until the wound is healed. In the operation of displacing the obstruction, inflammation of the throat is usually produced, and unless treated becomes troublesome. A simple and effective remedy for this trouble is the following:

Powdered AlumOne-half ounce.

Powdered OpiumThree drachms.

Warm Water One pint. Mix.

Give wineglassful three times a day.

COLIC.

Colic in cattle is very light when compared with the same disease in the horse.

SYMPTOMS:—The animal twists its tail from side to side, appears uneasy, stamps with the hind feet, occasionally turning its head around to its side. This general uneasy appearance, is about the only symptom that will be observed when cattle have colic. The animal may lie down, and remain perfectly quiet without any indications or symptoms of distress.

TREATMENT:—Administer as a physic the following:

Epsom SaltsSixteen ounces.

Powdered Ginger One ounce.

Powdered GentianHalf ounce.

Water (warm) Two quarts. Mix.

Give at one dose. This is usually all that is necessary. But after giving the above physic, should the pains and uneasiness continue, it is a severe case; and will be necessary to give our

REMEDY NO. 110 AS DIRECTED,
which will speedily relieve and cure the animal.

Price of remedy No. 110, 75 cents.

CONSUMPTION.

Consumption is met with more frequently in the milch cow, than any other animal, and is usually exhibited in the tubercular form.

CAUSES:—Cows that give an abundance of milk become reduced in flesh, condition, and vitality. The fibrous, serous tissues of the body become deteriorated—forming the foundation for tubercular consumption. As the cow inherits the milking qualities of her mother, she usually develops consumption, and for this reason it is known as an hereditary disease.

SYMPTOMS:—Thin of flesh; rough dead looking coat; loss of appetite, low husky cough, weakness, and a bloodless condition of the whole system, which is easily detected by the pale, white look of the lining of the eyes, nose, and mouth. The fore legs will turn out at the elbows, back arched, and when lying down rests upon the belly and breast bone. The milk from the consumptive cow is thin, blue, and watery. When consumption is in its last stage, the symptoms will be those of diarrhoea, dysentery, discharges from the nose and eyes, accompanied with fever. When these symptoms have developed, the end is near.

TREATMENT:—In the early stages of this disease, much good can be accomplished by proper treatment. Administer our

REMEDIES NOS. III AND II2 AS DIRECTED.

Feed the animal with an abundance of rich and nutritious food, such as linseed, cake meal, etc. Our remedies No. III and II2 will sustain the vital powers, and impart tenacity to the membranes throughout the body. This

treatment will prolong the life, and, at the same time, improve the condition of the milking qualities of the cow.

Price of remedies Nos. 111 and 112 complete, \$2.00.

COW POX.

Cow pox is a simple affection of the skin and udder. It consists of a contagious eruption, accompanied by slight fever.

SYMPTOMS:—Teats slightly swollen and painful; in three or four days red hard spots are observed on the teats and udder, which in a few more days form round blisters, which burst and discharge a bluish liquid. This liquid is the true vaccine lymph, which is used upon the human family for the purpose of vaccination. After the lymph has been discharged, the sores scab over with a thick crust.

TREATMENT:—The milk should be drawn from the udder by the syphon. Keep the animal warm and free from exposure, and apply our

REMEDY NO. 136 AS DIRECTED.

Price, 50 cents.

CROUP.

Croup is occasionally observed in milch cows. And is situated in the throat. It speedily causes suffocation, and is very fatal, if not treated at once.

CAUSES:—Cold attacking the head of the wind-pipe, followed by inflammation, and the development of false membranes.

SYMPTOMS:—Loud, grating noise or murmur, rapid

breathing, and fever. The animal becomes excited and is threatened with suffocation. Cough and great distress.

TREATMENT:—Place the animal in the open air; if it is summer time remove to a shady place, and give our

REMEDY NO. 114 AS DIRECTED.

This will allay the excitement, fever, and irritation. If remedy No. 114 gives relief in half an hour, repeat the dose as directed. But on the contrary, if there are no signs of relief in half an hour, there are but two things to do. Wait for the animal to die, or to cut a hole in the wind-pipe. In case the latter is preferred, tighten the skin about the middle on the front of the neck over the wind-pipe, and make a clean cut, fair down the centre, and through the skin; when the white shining wind-pipe is brought to view, have an assistant to hold the skin back out of the way, till a hole is cut out of the wind-pipe, as large as a fifty cent piece. This will give instantaneous relief. The hole will gradually fill up, and close again without any trouble whatever. This bold operation, although very simple, is the only sure cure after our remedy has failed to relieve this dangerous affection.

Price of remedy No. 114, 75 cents.

CUD, LOSS OF,

Loss of cud or rumination is not a disease, but a symptom of such diseases as bronchitis, pleuro-pneumonia, hoven, apthia, etc. When rumination has ceased in any of these diseases and is resumed again, it is an indication that the animal is improving, that the functions of the body are again active, and are demanding food and nourishment.

DIARRHOEA.

Cattle are subject to diarrhoea as well as other animals, and the causes are also as various. Eating to excess of soft feed, or sudden change from dry to green food is the principal cause.

DIARRHOEA SIMPLE—Does not call for much description. It should not be checked too quickly; as much mischief may be done by retarding the efforts of nature to get rid of something that is irritating and injurious.

TREATMENT:—Simple diarrhoea will not require treatment unless it should become violent; in that case, change of feed and pasture lands will be one of the first necessities. If this does not effect a cure it will be necessary to give the following:

Prepared Chalk	two ounces.
Ginger	half ounce.
Opium	one drachm.
Water	one quart.

Mix with one quart thoroughly cooked wheat gruel and give as a drench. Repeat the dose if necessary.

DIARRHOEA CHRONIC—Chronic diarrhoea is a sequel to tuberculous consumption and is the result of tubercles situated on, and in the white membranes through the body. It is some times called rot.

SYMPTOMS:—Excessive watery discharges accompanied by flatulency; sometimes good appetite, but usually the animal does not relish its feed. The animal will stand all drawn up with cramping pains, and rough coat. Rapid loss of flesh, and a general-dejected appearance.

TREATMENT:—Feed linseed, or cake meal in generous quantities. As chronic diarrhoea is a sequel to con-

sumption, the treatment and remedies are the same as in consumption. (Which see.)

DIARRHOEA IN CALVES—WHITE SCOURS:—This affection frequently occurs among young calves, and destroys thousands of them every year.

CAUSES:—The first milk of the mother acts as a mild physic to the calf, and prepares the stomach for the reception and proper digestion of food; when the calf does not receive this first milk, the secretions become acid which produces constipation, soon followed by diarrhoea or scours. It is also caused by giving cold milk to calves. Eating too rapidly, which gorges the stomach and paralyzes the digestive functions.

SYMPTOMS:—The symptoms of white scours or diarrhoea in calves, is vastly different from diarrhoea in other animals. They have a greedy appetite, discharges of wind or gas, swelling of the belly with occasional pain. The excrement or dung is of a white or yellowish color. In severe cases, the true milk is passed unchanged.

PREVENTION:—Until the calf is several weeks old allow it to suck its mother, morning, noon, and night. Thus avoiding the paralyzation and gorging of the stomach with cold milk.

TREATMENT:—The first object is to counteract the acid secretion, and restore the bowels to a natural condition. This is best accomplished by giving our

REMEDY NO. 115 AS DIRECTED.

Immediate attention should be given to the food, which should be composed of equal parts of milk and linseed gruel, until the bowels are in a condition to receive milk alone. If the diarrhoea has assumed a chronic form, it will be necessary to administer our

REMEDY NO. 116 AS DIRECTED.

Price of remedy No. 115, 75 cents.

Price of remedy No. 116, \$1.00.

FARDEL BOUND.

This is a disease affecting the third stomach of the cow or ox. (See Impaction of the Omasum.)

FOUL IN THE FOOT—FOUL CLAW.

Foul in the foot is a sore between the digital spaces producing lameness.

CAUSES:—Standing in mud and moisture, which scalds the parts.

TREATMENT:—Cleanse the foot thoroughly and apply our

REMEDY NO. 117 AS DIRECTED.

Keeping the feet dry and clean, will assist in effecting a cure.

GENERAL DEBILITY.

Properly speaking general debility in cattle, is the result of faulty digestion, and assimilation of the food taken into the stomach.

SYMPTOMS:—Diminished appetite, the animal at every opportunity licking the earth, stones, lime walls, etc., which cows in health would not touch. There is a discharge of mucus from the eyes and mouth accompanied by staring coat. If it is a milch cow, the milk diminishes in quantity to that extent, that it almost disappears, and what there is of it is very blue and thin. As general debility ad-

vances, the membranes of the mouth, nose, and eyes are white and pale, showing a bloodless condition, and the animal becomes greatly reduced in flesh. The joints become swollen and stiff. Finally the animal is reduced to a skeleton, and dies within a few months to a year from the first appearance of the disease, unless proper treatment is given. Occasionally this disease takes on epizootic form, and attacks animals over a vast scope of country.

TREATMENT:—Remove the animal to high and dry pasture lands, and give our

REMEDIES NOS. 118 AND 119 AS DIRECTED.

Give plenty salt, and an abundance of good nutritious food.

Price of remedies Nos. 118 and 119 complete, \$1.50.

HOOSE IN CALVES. (See Worms.)

INFLAMMATION OF THE BLADDER. (Cystitis.)

Cattle are not free from this disease, although its occurrence is rare. It is generally the result of irritant matter in the urine, or stones in the bladder.

SYMPTOMS:—The animal exhibits great uneasiness, having pain, and constantly endeavoring to void urine; but only passing a small quantity at a time. The head will frequently be turned toward the flanks, usually the eyes are blood shot. Should the animal not be relieved death will result from constant excitement, irritation, weakness, and exhaustion.

TREATMENT:—Give at once our

REMEDY NO. 120 AS DIRECTED.

This will relieve the irritation and pain. Give freely linseed to soothe the kidneys and bladder. As soon as the pain and irritation have been allayed, give thirty drops of Muriatic Acid in a pail of cold water twice a day. This will lessen or destroy any stones or earthy matter which may be present. NEVER give the acid whilst there is any indication of pain or irritation present.

Price of remedy No. 120, 75 cents.

INFLAMMATION OF THE LIVER.

(Hepatitis.)

CAUSES:—High feeding in warm stables, without sufficient exercise to keep up an active circulation of the blood, causing congestion of the liver which results in inflammation.

SYMPTOMS:—During the stage of congestion there are no symptoms manifested. But when inflammation sets in, the breathing is slow, the mucus membranes of the eyes, nose and mouth are pale or tinged with yellow. The excrement or dung becomes hard and black indicating constipation. Urine high colored, coat dry, ears and legs cold. On applying pressure behind the last rib on the right side the animal will evince pain.

TREATMENT:—Give a brisk physic composed of the following:

Epsom Salts twenty ounces.

Aloes one ounce.

Calomel two drachms.

Ginger one ounce.

Water one gallon. Mix.

After the physic has operated give our

REMEDY NO. 121 AS DIRECTED.

After taking remedy No. 121 if the bowels become constipated give as a mild physic

Epsom Salts ten ounces.

Ginger one-half ounce.

Water two quarts. Mix.

Give at one dose. As the animal convalesces, feed in small quantities, easily digested, nutritious food, as bran mash, linseed meal, boiled barley and choice clean hay.

Price of remedy No. 121, \$1.50.

 INFLAMMATION OF THE LUNGS.

(Pneumonia.)

Inflammation of the lungs is produced by being kept in poorly ventilated stables, and exposure to cold and damp.

SYMPTOMS:—Usually the first symptom of this disease is a chill, which is seldom noticed by the farmer. After the chill the animal becomes dull and stiff, nose dry, mouth hot, skin dry, rough coat, slight cough, breathing short; eyes, nose, and mouth red; bowels constipated, high colored and scanty urine. The animal lies down most of the time. As the disease advances the ears and legs become cold, breathing shorter, and an unfavorable result may be expected.

TREATMENT:—Give our

REMEDIES NOS. 122 AND 123 AS DIRECTED.

If the bowels are constipated give

Epsom Salts twelve ounces.

Ginger one-half ounce.

Warm Water two quarts. Mix.

Give as a drench. Mustard applied freely to the sides

of the chest, will benefit greatly. Blanket well, and if the limbs become cold rub them briskly with alcohol and bandage. Allow the animal to inhale cool, fresh air, and give plenty of fresh, cold water to drink. Feed on soft food.

Price of remedies Nos. 122 and 123 complete, \$1.50.

INFLAMMATION OF THE UDDER.

(Garget Mammitis,)

This troublesome inflammation occurs in cows most frequently shortly after calving, but in some instances not until several weeks after. Usually it is confined to one quarter of the udder only.

CAUSES:—Becoming overheated. Not milking the cow before calving, when her udder is almost ready to burst. Neglecting to milk the cow sufficiently after calving. If the udder, teats and milk ducts are kept from over-gorgement, there will be no trouble with inflammation of the udder. Cows endowed with great milking qualities are usually the victims of garget.

SYMPTOMS:—Inflammation of the udder may exist in mild form for a few days and then subside, without any alarming symptoms. But with the severe form, the udder becomes very hot, red, swollen and painful, rumination partially suspended, milk becomes diminished. The affected portion of the udder will appear and feel firm and hard. Owing to the condition of the udder, much pain is evinced during the operation of milking. The milk will be thick and curd-like, and frequently streaked with blood. If the cow is not relieved, suppuration takes place within the udder. The pus may be discharged with the milk, or it may grow to a soft, fluctuating point, and break externally; causing the

distruction of this portion of the udder forever. When the heat and redness are not followed by swelling and pus, it is called chronic garget. In addition to the above symptoms, the cow will have shivers and chills, not from cold, but from the muscular rigor.

TREATMENT:—When inflammation of the udder is first noticed, if given the proper attention the result will be favorable. Remove the animal to a dry comfortable place, free from draughts, and administer our

REMEDY NO. 124 AS DIRECTED.

Apply to the udder for two hours at a time, hot fomentations prepared as follows: to each gallon of water used, add four ounces of Powdered Sulphate of Iron. Immediately after fomenting apply a hot hop or fried onion poultice. Milk the udder frequently: or the best plan will be to put two strong calves to suck. If there is much pain during the operation of milking, insert the teat siphon. If the case has been neglected and there is a formation of pus, open deeply at the lowest point, and allow the pus to escape without forcing. When the discharge has ceased, heal the sore or opening by applying our

REMEDY NO. 89 AS DIRECTED.

If our treatment is carefully followed, the usefulness of the udder will be retained.

Price of remedy No. 124, \$1.00.

Price of remedy No. 89, \$1.00.

IMPACTION OF THE OMASUM.
FARDEL BOUND.

In some parts of the world this disease has been called

“wood evil,” owing to the stomach being filled with leaves, sticks and dried twigs from bushes.

CAUSES:—Feeding on food containing a great amount of woody fibre, or feeding on grass that has been left stand in the field until it becomes dry.

SYMPTOMS:—The animal becomes dull and stupid, carrying the head low down or resting the head on some object. Loss of appetite, suspension of rumination or loss of cud, quickened breathing accompanied with a grunt. Great thirst; ears, horns and legs become cold. Sometimes the tongue protrudes from the mouth. As the disease advances, moaning takes the place of the grunt, diarrhoea succeeds costiveness, and the poor beast dies from exhaustion and from the want of proper treatment. Sometimes the brain is affected, in which case the animal will rush around, fall down, and struggle as in a fit. When this occurs death soon follows.

TREATMENT:—So long as the animal does not appear stupid, or as long as the brain is not affected, the animal can be cured by giving a brisk physic, prepared as follows:

Epsom Salts	two pounds.
Calomel	two drachms.
Gentian	one ounce.
Warm Water	one gallon. Mix.

And give at one dose. Also give an injection of warm soapsuds every hour for three hours, and give our

REMEDY NO. 125 AS DIRECTED.

If in forty-eight hours after giving the physic the bowels have not moved, give half of the first dose.

Price of remedy No. 125, \$1.00.

JAUNDICE.

This is a common disease among cattle, and consists of a distribution of bile throughout the whole circulation of the body.

CAUSES:—Closure of the biliary duct, preventing the bile from passing into the bowels, resulting in the re-absorption and diffusion of the bile through the whole system. The bile duct may be closed from gall stones.

SYMPTOMS:—Usually the first symptom noticed, is the yellow appearance of the eyes and the membranes lining the nose and mouth. In addition to this the bowels will be constipated, urine high colored, and the animal has a dull appearance, heavily coated tongue, and generally loss of cud.

TREATMENT:—Give as a physic

Epsom Salts twelve ounces.

Powdered Barbadoes Aloes..... one ounce.

Podophyllin Resin two drachms.

Ginger two drachms.

Water two quarts. Mix.

Give at one dose. After the physic has operated, give our

REMEDY NO. 126 AS DIRECTED.

While the animal is convalescing, carefully feed on easily digested food, such as bran mash, malt, clover hay, barley, etc.

Price of remedy No. 126, \$1.50.

LOCK JAW (TETANUS.)

Lock jaw is an affection that does not attack cattle as frequently as it does horses, but in cattle it is more fatal,

hence the extreme dread of this disease by the cattle owner. Lock jaw is a nervous disorder, and the treatment is very difficult and unsatisfactory. Some authorities say, at the first appearance of lock jaw kill the animal and dress it for market. However, there have been cases where animals have recovered from the disease, by treatment in the early stages.

CAUSES:—Lock jaw is usually caused by pricks from nails, bruises, or castration.

TREATMENT:—Remove the animal to a comfortable place entirely away from other cattle, and let nothing annoy or disturb the patient. As cattle with lock jaw are prone to lie down, make the animal as comfortable as possible and give plenty of good bedding. If the animal has the power of swallowing, give at once a good physic, as follows:

Epsom Salts eight ounces.

Sulphate of Soda twelve ounces.

Water one quart. Mix.

Give at one dose. Follow this by administering our

REMEDY NO. 127 AS DIRECTED.

Place a pail of thin gruel so the animal can suck it; this allays thirst and helps to keep up the animal's strength. Remember, above all things keep the animal perfectly free from excitement, and annoyance, and let only one person attend the patient, as a change of attendants excites and annoys the animal. By following the above treatment you may save the beast. Many good ideas can be gained, by referring to lock jaw in the horse, (which see in the horse department of this book).

Price of remedy No. 127, \$1.00.

LUMP JAW—CANCEROUS ULCERS.

Lump Jaw is situated upon the jaws; either upper or lower, generally on the lower jaw. At first they appear as small, movable, hard nodules. As they develop in size, they become attached to the bone, and may continue to grow for months before breaking. When the ulcer breaks it has a ragged appearance and discharges a thin liquid, or pus, and sometimes bleeds profusely. As the disease advances, it affects the teeth, causing them to fall out.

TREATMENT:—Lump Jaw is incurable. Therefore, there is no special treatment. When the nodule or lump first appears, the animal can be marketed. But after the lump has opened, the flesh should in no case ever be used.

MAD STAGGERS.

(Phrenitis.)

Mad Staggers is an inflammation of the brain, and is very similar to mad staggers in the horse.

CAUSES:—Distention of the stomach caused by over-feeding on long wet grass or clover. It is also caused by an excessive accumulation of wax in the ear, which communicates with the brain. Injuries to the head, exposure to hot sun, or may be the sequel to some fever.

SYMPTOMS:—Mad Staggers more frequently occurs during the heated term of the season. At the onset the animal appears stupid and dull, and is inclined to press its head against some object. This is succeeded by quickened breathing, excitement, and delirium. During these delirious attacks, the eyes are bloodshot and staring, the animal running about as though it were blind and drunk or mad. If the animal is not relieved it falls down in a state of stupor, from which it never recovers.

TREATMENT:—In the early stages of this disease, it can quickly be relieved, by giving an active physic, composed of

Epsom Salts sixteen ounces.
 Table Salt sixteen ounces.
 Molasses four ounces.
 Cold Water one gallon. Mix.

Give at one dose. Follow this by administering our
REMEDY NO. 128 AS DIRECTED.

Apply ice or cold water to the head, rub the limbs briskly with Alcohol, and bandage. Also blanket the body.

Price of remedy No. 128, \$1.00.

MANGE.

For causes, symptoms, and treatment, see mange in horses.

MILK FEVER.

Milk fever almost always occurs, after the fourth calving, in cows that are highly fed, and are good milkers; it usually appears within three days after calving, rarely after the third day. Milk fever consists in inflammation of the womb, which sometimes even extends to the bowels. If the animal does not receive proper care and treatment, this disease will undoubtedly prove fatal, as fully one-half of those attacked die. Do not confound milk fever with inflammation of the udder, as the diseases are vastly different.

CAUSES:—Over feeding before and immediately after calving; causing an undue deterioration of the blood to the womb. It is also caused from sudden changes of the weather at the time of calving.

SYMPTOMS:—From the first to the third day after calving, the cow has a dull and stupid appearance, accompanied with loss of appetite; chewing the cud or rumination is suspended; the cow has a staggering gate, and walks as if weak across the back. As the disease advances the animal takes on a wild look, falls to the ground, and cannot rise again. If the disease is not checked, the brain will soon become affected, at which time the cow will dash her head viciously from side to side, plunging her horns into the ground, and endangering those around her.

PREVENTION:—Give one week before calving, our

REMEDY NO. 129 AS DIRECTED.

Let the cow's feed be of the lightest kind, such as good, clean hay and thin slop mashes. Do not feed any grain, meal, or solid food. Our remedy No. 129 will lessen the tendency to interruption of the circulation, and will improve the health, and tone the entire system. There is no other remedy as capable of equalizing the circulation of the blood, and we are confident it will prevent much suffering to the cow, and inconvenience and loss to the owner. Any cow that has been afflicted with milk fever, at the next time of calving, should receive all the benefits of our remedy No. 129 for prevention, as a re-occurrence of milk fever will invariably develop at the next calving, and generally proves fatal.

TREATMENT:—Milk Fever demands constant attendance as long as there is life in the cow, as our remedy has cured cases, where the owner considered the animal lost and expected death every moment. As soon as this disease presents itself, at once administer our

REMEDY NO. 130 AS DIRECTED.

Place chopped ice or cold water cloths on the forehead, and give as soon as possible the following physic:

Epsom Salts twenty ounces.

Calomel one drachm.

Croton Oil twenty drops.

Ginger one ounce.

Water one-half gallon. Mix.

Give slowly at one dose as a drench. The cow should be turned from side to side, each time that remedy No. 130 is given. But kept perfectly quiet at all other times. The legs and body must be kept warm. Allow plenty of pure air, and cold water to drink. Constantly apply over the loins heavy cloths wrung out of hot water. Keep the bag empty by frequently drawing the milk. As soon as the cow appears conscious of her surroundings, give her thin slop mashes to eat, and continue this diet until she has thoroughly recovered.

Price of remedy No. 129, \$1.25.

Price of remedy No. 130, \$1.00.

MILK TREMBLES.

This disease appears in the wooded country, of the South and Southwest.

CAUSES:—Cold, moisture and miasma. It usually disappears after the timber has been cleared from the land.

TREATMENT:—Give our

REMEDY NO. 131 AS DIRECTED.

Price, \$1.25.

MURRAIN—EPIZOOTIC APHTHA.

Epizootic Aphtha is called murrain in some parts of the

world. It is a contagious disease attacking the feet, mouth, and sometimes extending to the teats and udder. It frequently proves fatal. It is rarely seen twice in the same animal. It consists of an eruptive fever.

CAUSES:—Epizootic Aphtha is caused by the peculiar conditions of the surroundings, which exercise certain deleterious influence on the system. Contagion is believed to be the greatest cause.

SYMPTOMS:—Small vesicles or blisters appear in the mouth, on the feet around and between the coronet, causing them to become sore. Sometimes these same blisters appear on the teats and udder, causing much annoyance. The blisters contain pus, and soon discharge and dry up forming a scab. The appetite is poor. Thick ropy saliva runs from the mouth. The feet are not always attacked, but generally are. When the feet are badly affected, the sores burrow deep between the hoof and sensitive structure of the foot, causing a complete separation of the hoof, which is finally thrown off. If the herd is properly attended to, not many, if any of them will die; and the hoof will grow on again, although not so strong as the first one, but will be as useful as ever.

TREATMENT:—Give as a mild physic—

Sulphate of Soda ten ounces.

Ginger one-half ounce.

Foenugreek one-half ounce.

Warm Water one quart. Mix.

Give as a drench at one dose. Wash the sores with our

REMEDY NO. 132 AS DIRECTED.

The milk of cows affected with this disease, is poison. And even if the calf is allowed the milk, it will soon perish.

Price of remedy No. 132, 75 cents.

PLAGUE—CONTAGIOUS TYPHUS— RINDERPEST.

This disease consists in inflammation of the white membrane of the nose, wind-pipe, and chest. The membranes become deteriorated, portions become detached, and decay, forming a dangerous poison which is absorbed into the circulation, producing fermentation of the blood, resulting in boils, or small carbuncles which soon discharge pus. This disease if not given prompt treatment, gradually progresses until the blood and tissues of the body are no longer fit for the purpose of life; and the animal becomes exhausted, and dies in from a few days to one, two and three weeks from the time of the attack.

CAUSES:—The exciting causes are the conditions of the earth and atmosphere, as heat and moisture, cold and dryness; contagion. The predisposing cause is, general debility or a low standard of general health. (See General Debility).

SYMPTOMS:—Arched back, weeping eye and nostril, followed by husky cough, with dullness and prostration. Appetite and chewing of cud irregular. If the animal is attacked with rigor and chills, it is an evidence that blood-poison has set in. The breathing soon becomes difficult, the skin and hair have an unhealthy appearance, and high fever is present. Eruptions and sores appear in the mouth and nose, and sometimes extend to the feet. After the appearance of these eruptions, the discharge from the eyes and nose will consist of pus streaked with blood. When salivation and diarrhoea make their appearance, accompanied by stupor, death is approaching. Debilitated animals and cows heavy with calf, will die much sooner from this disease than animals in good condition.

TREATMENT:—As this is a contagious disease, to prevent its spread, it will be necessary to isolate the stricken animals from the balance of the herd. And to the afflicted cattle give our

REMEDY NO. 133 AS DIRECTED.

Our remedy No. 133 has been tested and proved to be a perfect success, where others have failed. Give the most nutritious food to be had, and the result will be most satisfactory.

Price of remedy No. 133, \$2.00.

RED WATER—BLACK WATER.

This disease only affects milch cows, and makes its appearance soon after calving.

CAUSES:—Usually caused by local congestion, the liver and kidneys being chiefly implicated. It is sometimes caused by the peculiar properties of certain herbs or grasses, which the cow feeds upon.

SYMPTOMS:—For a day or two the animal will have diarrhoea, which is followed by constipation; in the first stage, the urine is brown in color; in the second stage, it changes to a deep red color, and in the last and fatal stage, to a black.

TREATMENT:—Give a brisk physic composed of:

Epsom Salts sixteen ounces.

Table Salt sixteen ounces.

Ginger one-half ounce.

Molasses four ounces.

Water one gallon. Mix.

Give as a drench at one dose. Follow this by giving our

REMEDY NO. 134 AS DIRECTED.

Feed very soft mashes for two days; after this time, good generous feeding will assist and hasten the animals recovery.

Price of remedy No. 134, \$1.50.

RING WORM.

This disease is produced by parasites. It is a contagious disease, but not a fatal one. Young, and poorly fed cattle are most subject to ring worm.

TREATMENT:—Remove the affected animals from the other cattle, and feed good, nutritious food. Bathe the ring worm with soft-soap and warm water, and apply once daily for three or four days, our

REMEDY NO. 135 AS DIRECTED.

This will speedily eradicate the ring worm. If the ring worm is close to the eye, use EXTREME care in not allowing any of the medicine to enter the eye.

Price of remedy No. 135, 50 cents.

SORE TEATS.

The skin of the teats of some cows is very tender and easily cracked, forming open sores which sometimes are difficult to heal. These sores are more frequently met with in cows that have just calved, and give considerable annoyance during the operation of milking; not only causing the cow much pain, but the disagreeable feature of blood and pus getting into the milk. When the teats are sore and tender, do not allow the calf to suck, as it will aggravate the sores, and in many instances will cause the cow to develop into a professional kicker.

TREATMENT:—Sore teats can be easily and quickly healed by applying our

REMEDY NO. 136 AS DIRECTED.

Price, 50 cents.

SPLEENIC APOPLEXY.

This is a new disease, and is one that is seldom met with, except among cattle which are being fattened rapidly. It consists in engorgement of the spleen with blood, creating a poisonous ferment within the blood. When the spleen becomes ruptured, death follows in a short time. Never feed the flesh of an animal that has died of splenic apoplexy to anything; as chickens, dogs and pigs, will die in a few hours after eating this poisonous flesh. Men have died from cutting themselves while removing the hide from cattle that died from this disease.

CAUSE:—Food, rich in nutritive qualities, and deficient in fluids, is the great cause of splenic apoplexy in cattle.

SYMPTOMS:—This disease comes on very suddenly; the animal may have every appearance of health in the morning, and be dead before evening. The symptoms are as follows: Colicky pains, urine and manure mixed with blood, twitching of the muscles, frothing from the mouth, breathing quick and short, staggering gait. The animal falls and dies.

TREATMENT:—When seen in the first stage give immediately, the following physic:

Epsom Salts	sixteen ounces.
Glauber Salts	twelve ounces.
Calomel	two drachms.
Ginger	one ounce.

Warm Water one gallon. Mix.

Give as a drench at one dose. Apply chopped ice, or cold water to the head, and administer every two hours the following:

Carbonate of Ammonia two drachms.

Ginger one drachm.

Water two quarts. Mix.

If this treatment is given in time, it will in rare cases effect a cure. But no treatment, however, well directed, is of any use when the disease has thoroughly manifested itself. The best treatment for the balance of the herd, is to prevent its further appearance, by reducing the diet to something less nutritious and containing more fluid, than their present diet.

STURDY (HYDATIDES.)

Sturdy is a parasitic disease. It is the result of a worm found floating in a fluid, surrounded by a sack, and situated on one side of the brain, near the base of the horn.

CAUSES:—This worm is taken into the stomach of the animal while eating feed or grass, on which have been dropped ova or eggs from dogs, affected with tape-worm.

SYMPTOMS:—The first symptom is usually the total blindness of one of the eyes; however, this is not always the case. The only symptom to be relied upon, is a constant desire of the animal to turn in the form of a circle. This the animal will persist in doing, and only stops, when coming in contact with some object which prevents further circular turning. The animal frequently comes in contact with objects with such force, that on the side of the head will appear large swellings; but this does not check the desire for turning. The animal becomes emaciated, and the inability

to stop turning prevents it from gathering food. And unless the animal receives treatment, the case will terminate in starvation.

TREATMENT:—The cure consists in finding the exact spot on the head over the hydatid, and boring through the bone with an instrument made for that purpose. As soon as the bone is bored through, a small pair of forceps or tongs is put through it into the sack, and by this means together with a long nozzle syringe, pump out what fluid there is in the cavity, and a cure is completed. The hole will have to be closed by a pad or cloth, to exclude the air until it has closed by a new bone. This operation should only be attempted by a skilled and experienced person.

TEXAN FEVER.

Texan Fever is similar to fardel bound, and is not confined to Texas alone, as it frequently develops at the close of summer, more or less every year, in the Eastern and Middle States. It consists in the impaction of the manyplus or third stomach, with withered or dried grass and herbage, containing no moisture whatever. While fardel bound consists in the impaction of the omasum or fourth stomach, with the same substances. Therefore for causes, symptoms and treatment see impaction of the omasum.

THRUSH IN THE MOUTH—SORE MOUTH. APHTHA.

This is an eruption of the mouth consisting of small vesicles or sores, appearing on the lips and cheeks and sometimes on the tongue. These eruptions ulcerate and are

quite troublesome; they sometimes appear in the mouth of young cattle, generally caused from teething.

SYMPTOMS:—Saliva dropping from the lips, dropping or quidding of the food, sometimes considerable fever, but fever is not always present. Upon examination of the mouth the sores or ulcers will be revealed.

TREATMENT:—Give as a mild physic one quart of Raw Linseed Oil, and wash the mouth twice daily with a solution prepared as follows:

Powdered Alum two ounces.

Water one pint. Mix.

If the Alum is not convenient, a weak mixture of cider vinegar and cold water will answer.

WARTS.

Warts appear most frequently about the eyes, mouth, teats, and udder. They seldom give any trouble to the cow, unless they are situated on the teats or in the milk channel.

TREATMENT:—When warts give any annoyance they should be removed by a sharp pair of scissors or knife, and apply our

REMEDY NO. 137 AS DIRECTED.

Price 50 cents.

WORMS.

The most prevalent species are the large round worms, although tape-worm is occasionally discovered in cattle.

SYMPTOMS:—If tape-worm is present, links of the worm will be voided in the dung. Irregular and ravenous appetite, debilitated condition, with a hidebound appearance. Sometimes colicky pains accompanied by diarrhoea.

TREATMENT:—For worms of any variety, except tape-worm, give our

REMEDY NO. 138 AS DIRECTED.

For tape-worm give our

REMEDY NO. 139 AS DIRECTED.

Price of remedy No. 138, \$1.00.

Price of remedy No. 139, \$1.00.

HOOSE IN CALVES.—This is a parasitic disease, and is common among young calves and cattle until two years old. This disease is very fatal in its results.

CAUSES:—Minute worms called filaria bronchi, inhabit the wind-pipe and bronchial tubes of young cattle, sheep and lambs.

SYMPTOMS:—Loss of appetite, emaciation, husky cough, difficult breathing. This disease is rapid in its destruction, and death takes place in from two to three weeks, according to the age of the beast.

TREATMENT:—Give our

REMEDY NO. 140 AS DIRECTED.

This remedy will quickly effect a cure. Give the calves good feed, such as oil cake, etc. If they have become very much weakened from the effect of the worms, in addition to our remedy No. 140, give our

REMEDY NO. 141 AS DIRECTED.

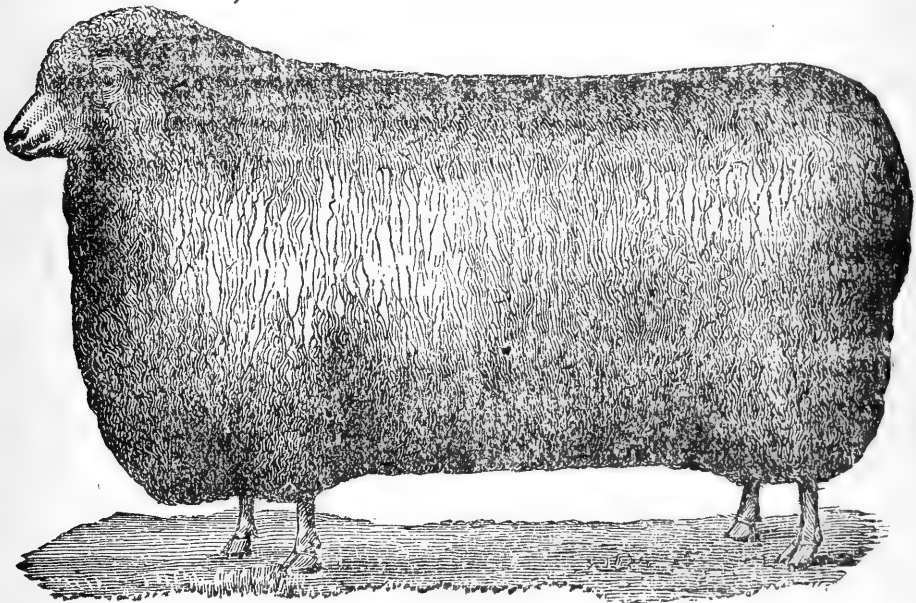
Price of remedy No. 140, 75 cents.

Price of remedy No. 141, 75 cents.

SHEEP AND LAMB DEPARTMENT.

...THEIR...

DISEASES, SYMPTOMS AND TREATMENT.



No country is better situated for sheep raising than most of the Northern and some of the Southern portions of the United States. Sufficient attention is by no means paid in many portions of this country to the profit, which could be made to result from the cultivation of the sheep. Ten times the present number might easily be raised, and they would give in meat, wool, and progeny, a large direct profit, while the food which they consume would do more towards fertilizing the farm, than an equal amount consumed by any other animal.

The general care and feeding of sheep is so well known to farmers, that we will not go into detail on that subject. But, will devote our entire space on the diseases, symptoms and treatment which sheep are subject to, which undoubtedly will be much more beneficial and appreciated.

THE PROPER ADMINISTRATION OF MEDICINE

In the sheep, the stomach into which medicine is to be administered is the fourth, or digesting stomach. The comparatively insensible walls of the rumen, or paunch, are but slightly acted upon, except by doses of very improper magnitude. Medicine to reach the fourth stomach, should be given in a state as nearly approaching fluidity as possible. Even then it may be given in such a manner as to defeat the object in view. If the animal forcibly gulps fluids down, or if they are given hastily, they will follow the caul at the base of the gullet with considerable momentum, force asunder the pillars, and enter the rumen; if they are drunk more slowly, or administered gently, they will trickle down the throat, glide over the pillars, and pass on through to the true stomach.

COLD IN THE HEAD, OR SNUFFLES.

This disease is very common among sheep in the fall, winter and spring, in fact, a flock is rarely free from it.

TREATMENT:—As this disease is not a serious one, the treatment is simple. Separate the afflicted sheep from the balance of the flock, to a warm, well ventilated place. If they are constipated, give the following physic:

Epsom Salts	three ounces.
Ginger	two drachms.
Water	one quart. Mix.

Give at one dose. Follow this treatment by administering our

REMEDY NO. 6 AS DIRECTED.

The above treatment and remedy never fails to effect a cure.

COLIC—"STRETCHES"

Sheep are occasionally observed, particularly in the winter, lying down and rising every moment or two, and constantly stretching their fore and hind legs so far apart, that their bellies almost touch the ground. They appear to be in great pain, refuse all food, and frequently die, unless relieved. This disease is popularly known as the "stretches."

TREATMENT:—Give our

REMEDY NO. 16 AS DIRECTED,

as soon as you detect any symptoms of colic. You should never be without this remedy, as colic is liable to attack your sheep at any moment.

Price of remedy No. 16, 75 cents.

CHARBON—BRAXY.

(Spleenic Apoplexy.)

CAUSES:—The causes of this disease are the same as in spleenic apoplexy in cattle—over-feeding on very rich food with insufficient exercise. Exposure to changeable weather, or severe storms; plunging in water when overheated; constipation. It is frequently brought on from eating frost-bitten herbage, consequently, it makes its appearance most frequently in the late autumn and early spring.

SYMPTOMS:—Uneasiness is manifested; loathing of food; swollen belly; pains in the bowels, the animal lying

down and rising up frequently. Later it will stand with its head down, and the back drawn up. The eyes are blood-shot, and red or purple spots appear upon the skin. After a bloody fluid appears around the nose, eyes, mouth and anus, convulsions soon claim the patient and death is the result.

TREATMENT:—Remedies to be successful must be promptly given. A large percentage of the cases are lost, through the dilatory efforts of the owner to save them. As soon as you are aware of this disease, give the following physic:

Epsom Salts two ounces.

Water one pint. Mix.

Give at one dose. This should immediately be followed with our

REMEDY NO. 142 AS DIRECTED.

Feed light diet and allow plenty of good fresh water. When one sheep is attacked by this disease, other attacks must be expected in the flock, in the course of a few days, as they have all been exposed to the causes that produce it. Therefore the entire herd should have change of diet and pasture, and give each sheep one dose of our remedy No. 142, and the trouble will be averted.

Price of remedy No. 142, 50 cents.

CONGESTION OF THE LIVER.

Congestion of the liver manifests itself most frequently during the winter months, when sheep are kept housed, and denied exercise, and fed on over-nutritious food.

SYMPTOMS:—Yellowness of eyes and membranes lining the mouth and nose; constipation and dullness.

TREATMENT:--As soon as the symptoms are observed, no time should be lost in giving a physic, prepared as follows:

Epsom Salts two ounces.

Calomel three grains.

Warm Water one pint. Mix.

Give at one dose. This should be followed by administering every morning, one dose of our

REMEDY NO. 143 AS DIRECTED.

Continue giving our remedy No. 143, until the yellowish condition has disappeared. Allow plenty of water to drink that has been slightly warmed.

Price of remedy No. 143, 50 cents.

CONSTIPATION OR COSTIVENESS.

This is easily overcome by giving

Epsom Salts three ounces.

Ginger one drachm.

Mix in one pint of water and give at one dose. In young lambs, a spoonful of Castor Oil is generally sufficient to move the bowels. If the lamb does not do well and appears stupid and dull, give a few spoonful of hot whisky three times a day.

DIARRHOEA OR SCOURS IN LAMBS.

Common diarrhoea or scours, manifests itself by copiousness of fluidity of the evacuations. It is generally caused by improper food, as bad hay or noxious weeds; sudden changes from dry food to fresh grass. Over-loading the stomach. It is often produced by cold and wet.

SYMPTOMS:—The lamb appears sad and does not care to play. Lies down a portion of the time, arches its back while standing. The dung that is passed will be thin and whitish in appearance, later mixed with mucus, and at last bloody. The lamb ceases to eat or nurse, and will bleat. Looses flesh, and if relief is not given it will die in a few days.

TREATMENT:—An immediate change of food is necessary. Place in a well ventilated stable; take the white of an egg, mix it in half cup of milk warm water, beat well together and give every six hours until three doses have been given. After the third dose our

REMEDY NO. 8, AS DIRECTED,
should always be given.

Price of remedy No. 8, 50 cents.

DISTEMPER—INFLUENZA—EPIZOOTIC.

Epizootic generally makes its appearance, in winters, which are characterized by sudden changes in temperature, and is often spoken of by farmers as a bad winter for sheep. This disease is dreaded; for when once fairly rooted in a flock, it is liable to destroy more sheep than all other diseases combined.

SYMPTOMS:—The sheep appears dull and drooping; the eyes run profusely and become red, with a decided discharge of thick, glutinous mucus, adhering in and about the nostrils. Their movements are languid, and they are not disposed to eat. In a few days emaciation takes place, causing great weakness. The bowels usually become constipated, and often bloating is present.

TREATMENT:—If the sheep are on low ground, re-

move at once to high ground and shelter them nights. Mix a portion of our

REMEDY NO. 148 AS DIRECTED,

in the drinking water three times a day, for two or three days. If the sheep are constipated, give at one dose

Epsom Salts one ounce.

Water half pint. Mix.

After the bowels have moved, give our

REMEDY NO. 9 AS DIRECTED.

Price of remedies Nos. 148 and 9 complete, \$1.50.

FOOT LAMENESS—GRAVEL— FOUL IN THE FOOT.

Sheep are subject to this disease if kept in wet, filthy yards, or in moist, poachy or marsh ground. It consists in an irritation in the cleft of the foot. It occasions, however, no serious results, and disappears without treatment by removing the sheep, before it becomes aggravated, to high and dry ground. If they do not improve in a few days, use the following solution:

Blue Vitriol one ounce.

Tar eight ounces.

Mix well together, and apply all around the sores. Do not confound this disease with foot rot, as foot rot is serious and contagious.

FOOT ROT—HOOF ROT.

Foot rot is a contagious disease. Although sometimes it is produced, by the sheep being pastured on low, wet grounds.

SYMPTOMS.—The fore feet are generally first attacked, and most usually but one of them. The animal at first manifests but little constitutional disturbance, and eats as usual. By the time that any considerable disorganization of the structures have taken place in the first foot, and sometimes sooner, the other forefoot is attacked. That becoming as lame as the first, the miserable animal seeks its food on its knees; and if forced to rise, its strange, hobbling gait betrays the intense agony occasioned by bringing its foot in contact with the ground. The farmer is so familiar with this disease, that it will be unnecessary to dwell farther on the symptoms.

TREATMENT:—Prompt action should be taken. As the disease advances the entire system becomes affected, consequently, the recovery is of longer duration. Remove the diseased parts with a knife, as this will assist greatly the effectiveness of the remedies to be applied. The sheep should be yarded for the operation immediately after a rain if practicable, as the hoofs can then be readily cut. In a dry time, and after a night which left no dew on the grass, their hoofs are almost as tough as horn. After the operation of trimming the hoofs is completed, apply our

REMEDIES NOS. 10 AND 11 AS DIRECTED.

Price of remedies Nos. 10 and 11 complete, \$1.00.

GARGET—INFLAMMATION OF THE UDDER.

This is sometimes known as caked bag. It may be caused by ewes lying on damp, cold ground, but is usually caused by too great an accumulation of milk in the udder prior to lambing. It also appears in ewes that have lost their young, and have either refused or been unsuccessful in

adopting an orphan lamb. Occasionally it appears at weaning time, when the ewe is giving a strong flow of milk.

TREATMENT:—Give as a mild physic:

Epsom Salts two ounces.

Water half pint.

Ginger one drachm. Mix.

Give as a drench at one dose. Follow this with our

REMEDY NO. 147 AS DIRECTED.

Bathe the bag for half an hour with hot water, then apply a mixture of Camphor and Lard twice daily. If maggots have made their appearance, use our

REMEDY NO. 145 AS DIRECTED. (See Maggots.)

Price of remedy No. 147, 50 cents.

Price of remedy No. 145, 50 cents.

LUNG FEVER (PNEUMONIA.)

An inflammation of the lungs. Generally caused in sheep from being exposed to sudden cold, particularly after they have been shorn. Also from being exposed to cold rains in the fall or spring. This disease is very serious, and often gains a firm foot-hold before you are aware of its existence. Therefore immediate steps must be taken to counteract this delay.

SYMPTOMS:—The animal becomes dull, neglects to eat, frequently drinking large quantities of water. The breathing is rapid and difficult; the eye becomes clouded, and the nose discharges matter of a very disagreeable odor; frequent grinding of the teeth is noticed, which can be heard at quite a distance.

TREATMENT:—Give three ounces of Epsom Salts in a quart of water. If this does not move the bowels in

four hours repeat the dose. As soon as the bowels operate freely, give our

REMEDY NO. 7 AS DIRECTED.

Price of remedy No. 7, 50 cents.

LUNG WORMS IN LAMBS—HOOSE— PALE DISEASE—HUSK.

SYMPTOMS:—When these worms are in the wind-pipe they cause irritation and coughing. Grown sheep are not often seriously affected; but death among lambs is very frequent. Large quantities of these worms accumulate in young lambs to such an extent, that it prevents the proper amount of air passing to the lungs, thereby affecting the entire system, producing a pale bloodless condition. Loss of appetite, loss of flesh, and if not relieved quickly ends in death.

TREATMENT:—These worms must be attacked from two sources. Internally and externally. Our combination
 REMEDIES NOS. 14 AND 149 AS DIRECTED,
 for internal and external use, should be administered and applied, as soon as the worms are detected.

Price of remedies Nos. 14 and 149 Complete, \$1.00.

MAGGOTS.

Maggots are the product of the blow fly, or bluebottle fly, or the common fly. These flies deposit their eggs, on wounds or injuries, which develop into maggots very rapidly. Rams with horns growing very closely to their heads, are very liable to have maggots generate under them, particularly, if the skin on the surrounding parts becomes

broken; and these, unless removed, soon destroy the animal. Sometimes at weaning time, sheep will suffer from caked bags, which break, and is soon attacked by flies; the result is maggots. The tag-locks which accumulate around the tail of sheep should be kept well trimmed, as this is a favorite place for the flies to deposit their eggs. Any cut or sore should, in the summer time, receive proper and prompt attention until thoroughly healed, thereby preventing maggots. Sheep that are affected with these pests, will stroll off by themselves and lie down and remain separate from the flock.

TREATMENT:—As soon as the maggots are discovered, apply our

REMEDY NO. 145 AS DIRECTED.

This remedy will not only kill the maggots, but prevents the flies from depositing more eggs. As this remedy will assist in healing, it should be applied to any wound or sore, as soon as discovered, thereby preventing flies from depositing their eggs.

Price of remedy No. 145, 50 cents.

MILK FEVER—PARTURIENT FEVER.

SYMPTOMS:—Loss of appetite; jerking of the hind legs and twitching of the ears; become dull and stupid, stagger from weakness while walking, appear drowsy, dark colored discharge from the vagina or hinder parts; at this period if the lamb is cast, it is usually dead. But if the lamb is not cast, the ewe becomes feverish and moans with great pain, and the discharge becomes more and more offensive. When the ewe is relieved of the lamb, the lamb is in a decayed condition.

TREATMENT:—The ewe should be removed from the balance of the flock at once, given a good bed free from draught, but well ventilated. Give

Epsom Salts two ounces.

Saltpetre one drachm.

Warm Water one pint.

Mix well together and give at one dose. This acts as a physic, which is absolutely necessary to save the ewe. Feed nothing but warm gruel and mashes, and administer our

REMEDY NO. 15 AS DIRECTED.

Price of remedy No. 15, \$1.00.

ROT—FLUKES IN THE LIVER—LIVER ROT.

This disease sometimes causes the death of every sheep in the flock. It is caused by allowing the sheep to pasture on land that has been over-flowed with water. Even feeding on a crop of green oats, early in the fall before frost comes, has been known to rot young sheep. Rot is produced by a flat worm, of whitish color, varying in size from one-half of an inch to one inch in length, which develops in the internal organs, especially the liver. This disease is rarely seen where sheep are grazed on upland pasture.

SYMPTOMS:—The first symptoms are only marked by the inclination to take on flesh; but this rapid gain is of short duration, and a paleness in the membranes makes its appearance, to which may be added a yellowness of the caruncle at the corner of the eye. This is a symptom that never fails where sheep are affected with flukes. Upon parting the fleece, the skin is found to have changed its vermilion tint for a pale red, and the wool is easily separated from the felt. As this disease advances, the skin become

dappled with yellow or black spots. Increased dullness, loss of condition, appetite irregular, but the desire for water increases. Dropsical swellings now appear, and fluid forms under the skin. The skin becoming loose, and flabby with wool coming off easily. Usually a large watery tumor is noticed under the lower jaw. When diarrhoea sets in, death may be looked for at any time. The duration of this disease is uncertain; the animal occasionally dies shortly after becoming affected, but more frequently it extends to from three to six months.

TREATMENT:—Give our

REMEDY NO. 146 AS DIRECTED.

This remedy has been tested and the results have been remarkably successful. When sheep are known to have become affected with flukes from grazing on certain pastures, it is advisable to plow and cultivate such meadows for two or three years; thereby destroying the parasites. Sheep affected with flukes should always be given plenty salt.

Price of remedy No. 146, 75 cents.

SCAB—MANGE.

This is a skin disease, analogous to the mange in horses and the itch in man, and is caused and propagated by a minute insect, the acarus. The female acari quickly travel to the roots of the wool and bury themselves in the skin. On the tenth or twelfth day, a little swelling may be detected which has a greenish blue tint. The pustules are now rapidly formed, and about the sixteenth day they break, when the mothers appear again, with their little ones attached to their feet. These little ones immediately set to work, penetrate the skin, find proper nourishment, and grow and propa-

gate, until the poor sheep has myriads of them preying upon it. It is not wonderful, under such circumstances, the poor creature should speedily sink. It has been asserted, that the female acari brings forth a million and a half of her progeny every three months. Scab is a contagious disease and spreads rapidly, which accounts for the necessity of prompt and energetic treatment.

SYMPTOMS:--Sheep affected with scab are exceedingly restless, rubbing themselves with violence against trees, stumps, stones, fences, or any object they can get at; scratch themselves with their feet, tear out the wool with their teeth, and bite at the sores. As the pustules become broken the pus escapes, and a scab is formed. If the animal is left unattended, it will rub the scabs off; causing them to bleed, and large sores or scabs are formed, from which the wool drops off, leaving the poor sheep an unsightly object. And unless relieved the sheep rapidly falls off in flesh, and pines away. The fleece is lost, the animal dies from exhaustion and torment.

TREATMENT:—The best method to accomplish a cure in this disease, is dipping the animal in the following solution:

Tobacco Leaves or Stems five pounds.
 Flour of Sulphur half pound.
 Water twenty gallons.

Place the tobacco into the water and heat to boiling point (but do not boil) until the strength is extracted from the tobacco. Remove the tobacco from the liquid, add the flour of sulphur and stir thoroughly. Allow the mixture to cool, and it is ready to commence to dip the sheep. If there are any hard scabs remove them, then dip the sheep and hold it under the water until it is well soaked; allowing only the

eyes, nose, and mouth above the liquid. When removing it, place it on a rack so as the drippings will return to the tank. Stir the liquid frequently to keep the sulphur floating, and occasionally add a little liquor to keep the temperature of the solution about 120 degrees. Do not allow the animals upon the pasture, until they are dry enough that none of the liquid will drop from the body. This usually will effect a cure, and will be the least expensive remedy the farmer can use. However, in aggravated cases, if the above treatment is not effective enough, it will be necessary to use our

REMEDY NO. 144 AS DIRECTED.

Remedy No. 144 will effect a cure in the most aggravated cases. One package of this remedy contains sufficient quantity for fifty sheep.

Price of remedy No. 144, \$2.00.

WORMS.

SYMPTOMS:—A ravenous appetite, and at times refusing the food altogether. Constipation then diarrhoea. The sheep are prone to eat dirt, old mortar or sand. An irritation appears around the hinder parts, indicated by the animal rubbing its rump against objects. The worms sometimes can be noticed in the dung. Another symptom is a short dry cough. The flock of sheep that does not thrive, without apparent cause, you can safely attribute it to the presence of worms.

TREATMENT:—Give our

REMEDY NO. 12 AS DIRECTED.


It will save you dollars in feed, that is unnecessarily consumed by your sheep, if they are troubled with worms.

Price of remedy No. 12, 50 cents.

DISEASES OF THE HOG.

....THEIR....

CAUSES, SYMPTOMS AND TREATMENT.



AGUE CAKE (SPLEENITIS.)

This disease prevails among hogs that are pastured in swampy or malarial localities, and is very similar to that which affects mankind.

SYMPTOMS:—The hog loses flesh; eats well, but food does not go to flesh. The hog becomes dull and invariably lies on one side. It leans to one side while walking, showing a tendency to pain.

TREATMENT:—A change of climate or location is necessary. Give a physic composed of

Jalap ten grains.
 Calomel ten grains. Mix.
 Give at one dose. Follow this by giving our
 REMEDY NO. 21 AS DIRECTED.
 Price 50 cents.

CHOLERA, HOG.

The loss to farmers from this disease is enormous; having been estimated at fifty-million in a single year. It has committed fearful ravages among the swine of, particularly, Ohio, Indiana, and Kentucky. Indeed, many farmers who, until recently have been accustomed to raise large numbers of these animals, are in a great measure, disinclined to invest again in such stock, on account of the severe loss. We are now prepared to furnish a remedy, that is admitted by the profession to be a sure preventive for cholera, as well as, a cure in the first stages of the disease. It is a known fact, that hogs in the advanced stages of cholera are incurable. Therefore a preventive is of the utmost necessity, as it will save time, trouble, and many hundred dollars for the farmer. The disease cholera is believed to be brought onto the family of swine, through the domestication and the manner in which they are cared for and fed. This disease occurs most frequently among hogs that are fed on sour grain, sour swill, distillery slop, or from that which has been eaten and passed from other animals, or by eating food that has been trampled in the dung. Or in fact, any food that has become sour will produce cholera in the hog. The first ill effect that will be noticed from feeding sour food, is constipation followed by diarrhoea. Soon the blood becomes affected, and the result is cholera. Hogs fed upon

sweet food will also contract cholera. But hogs that are fed on sound well steamed corn, are less susceptible to this disease. Cholera makes its appearance in two distinct forms: Charbon or Anthrax, and Contagious Pneumo-Enteritis. We will now proceed to describe cholera under its different forms.

CHARBON—ANTHRAX.

This disease affects cattle, sheep, and hogs, and is produced from the same causes.

CAUSES:—Fattening hogs too rapidly, that have been very thin, or by fattening upon sour food, and being housed in unclean places. This variety of cholera is really blood-poison, produced by a bacilli or germ. It is contagious; the contagion being given off by the flesh, dung, and blood.

SYMPTOMS:—The symptoms of this form of cholera develops very rapidly. The period of development is from a few hours to three days. Loss of appetite, great prostration; bluish spots on various parts of the body appear; breathing painful and quickened; the ears and nose have a bluish appearance. Squealing, or a pleading cry is often heard. An involuntary evacuation of the bowels always takes place, just as the hog breathes its last.

TREATMENT:—For treatment and remedy, see following form of cholera.

CONTAGIOUS PNEUMO-ENTERITIS.

This form of cholera consists in an inflammation of the lungs and bowels, and is extremely contagious.

CAUSES:—This form of cholera is produced by the same causes as charbon. It is also caused by compelling the hogs to drink impure water, and to live in bad smelling pens. Or from eating decaying vegetables, or animal matter. Also

from living in swampy, malarial places. Or it may result from over-feeding on heating, nutritious, and highly rich food, forcing the animal to take on flesh too rapidly. This form of cholera is produced by a germ that is invisible to the naked eye, and travels, or can be carried through the air for a considerable distance, locating itself with any hog it comes in contact with. Owing to the extreme contagious character of this malady, as soon as it develops in a herd, every hog, regardless of age, size, or condition falls a prey to it. Contagious pneumo-enteritis appears in two forms: The Erysipelatous Form, and the Malignant Sore Throat Form. Therefore we will take them up separately, in order not to confuse the reader.

ERYSIPELATOUS FORM OF CONTAGIOUS PNEUMO-ENTERITIS CHOLERA—is the most common.

SYMPTOMS:—Loss of appetite, animal appears dull. When standing, keeps the head low, and is not inclined to move unless compelled to do so. Sometimes the hog will make an effort to vomit. When it lies down it is almost impossible to persuade it to change its position. Urine is passed with difficulty, and is high colored. The excrement or dung is dark colored and hard, indicating constipation. Usually in a few hours, but sometimes not until the day following, the peculiar symptoms of this form of cholera develops in the shape of, dark red purple blotches, gradually changing into a bluish black color, and are seldom forgotten after once being seen. These spots are usually observed when they appear on the white hogs; but in dark hogs it will be necessary to search for them. They are usually located on the neck, throat, ears, breast, and inside the fore-legs. The nostrils discharge a dark purple fluid, and the

breathing becomes more labored and difficult. The hind quarters become paralyzed, which is readily detected when the animal is forced to move. At this stage, diarrhoea, with a bad smelling odor, sets in, and the hog dies from one to three days.

MALIGNANT SORE THROAT FORM OF CONTAGIOUS PNEUMO-ENTERITIS—Occurs when the poison attacks the tissues beneath the lining membranes of the throat, instead of the tissues beneath the skin.

SYMPTOMS:—At the onset the general symptoms are the same as in the Erysipelatous form. As this variety of cholera attacks the throat, there is a greater difficulty in breathing and swallowing, than in the other forms. From the very first appearance of this form of cholera, there are repeated attempts at vomiting, and the efforts made in attempting to swallow and breathe becomes so decided, that one is inclined to believe the animal is choking. In fact, the suffering of the hog becomes so great, that sometimes it sits upon its haunches and gasps for breath, while the tongue which is swollen and livid, protrudes from the mouth. Oftentimes the animal chokes to death in such a short space of time, that other symptoms will be unobserved.

TREATMENT:—As long as the animal can be persuaded to partake of food, it can be cured. But when the appetite is completely lost, there is but little hope for recovery. The first and most important act, is to separate the sick from the well hogs, and place them far enough apart to obviate the danger of contagion. Place them upon fresh green pasture where they can obtain an abundance of fresh, pure water, and immediately give our

REMEDY NO. 17 AS DIRECTED,

For cholera in any form. Feed the hogs clean, sweet food

that has been well cooked; it is necessary to bear in mind, that whoever attends the sick hogs, must never under any circumstances come in contact with the well ones, as there is great danger of conveying the bacili of this disease to the well hogs. The afflicted animals should be given our remedy No. 17 as directed to effect a cure. And the well hogs should be given the same remedy, to prevent the disease from developing. As this remedy will obviate further development, and cause a destruction of any germs that may be lurking in the system of the hog. Our remedy No. 17 is a scientific preparation, which will positively prevent cholera, and if given in the first stages will cure it. Scatter an abundance of lime on all dead animals, and on the places they have occupied, and bury the dead hogs deep. Do not allow any other hogs near that locality the same season. Our remedy No. 17 is put up in two sizes: Size A contains sufficient quantity for fifty hogs. Size B contains sufficient quantity for one-hundred hogs.

Price of remedy No. 17, size A, \$3.00.

Price of remedy No. 17, size B, \$5.00.

COUGH, OR COLD.

In some localities a common cold, is called, "rising of the lights." It is caused from exposure and sudden changes of temperature.

SYMPTOMS:—Appetite partially, and sometimes wholly suspended. Cough, which frequently is quick and severe, accompanied by fever, panting, or heaving at the flanks.

TREATMENT:—Place the animal in clean quarters, free from exposure; rub the throat and chest with mustard, to which has been added enough water to form a thick

cream. Feed the animal three times a day upon warm, easily digested food, into which has been mixed thirty grains of Copperas. Follow this by administering our

REMEDY NO. 150 AS DIRECTED.

Price, 50 cents.

EPIZOOTIC CATARRH.

This ailment is an inflammation of the membranes of the nose, windpipe and lungs. However, if taken in time, is easily cured. The causes in most cases is filthy pens, having access to unclean water for drinking and bathing purposes, exposed to sudden changes of temperature, or being out in cold rains, sleet, or hail storms. The pores of the skin become clogged, therefore the natural process of perspiration is retarded, which forces the lungs to do an extra amount of work.

SYMPTOMS:—Hoarse cough; difficult breathing; head droops; movements slow, stiff, and tottering. When squealing the sound is hoarse. Feverish most of the time; constipated or diarrhoea; prone to vomit. If the animal staggers and wanders about as if blind, the brain is affected. Ulcers may appear on different portions of the body, indicating the lymphatic system is affected. This disease generally lasts from five to fifteen days.

TREATMENT:—Separate the affected hogs from the well ones, and remove them to well ventilated quarters, guarding against draughts, cold, wet, and moisture. Pure air is necessary, also fresh water to drink. Administer our

REMEDY NO. 18 AS DIRECTED,

which is sufficient for twenty-five hogs. After giving remedy No. 18, if the hog is constipated, give the following:

Castor Oil one ounce.
 Spirits Turpentine one drachm.
 Milk half pint. Mix.

This is a sufficient dose for one hog. Each package of remedy No. 18 contains sufficient quantity for twenty-five hogs, with full directions for administering.

Price of remedy No. 18, \$2.00.

MEASLES.

Measles is one of the most common diseases, which hogs are subject to. The eruptions of this disease in the hog has a striking resemblance, to the same disease on the human skin.

CAUSES:—It is usually caused from a parasite taken into the stomach while eating. This parasite after being taken into the stomach, soon develops into worms, which find their way into the muscles of the hog throughout the entire system, and form cysts about the size of a grain of wheat. The flesh of hogs that have measles, should never be eaten by the human family, or fed to any dumb brute. For unless the flesh is thoroughly cooked with sufficient heat to destroy the parasite, tape-worm is invariably the result, and develops in a short time, from ten to sixty feet in length in the human bowel. Measles in hogs are hereditary, also contagious.

SYMPTOMS:—Eyes red and running; cough, discharge from the nose, depression of spirits, decline, or total departure of the appetite; weakness of the hind legs, small watery pustules about the throat, and reddish purple eruptions on the various parts of the skin. The last are more plainly visible after death.

TREATMENT:—Feed good, nutritious and easily digested food, and give our

REMEDY NO. 152 AS DIRECTED,
to all the animals that are afflicted with measles. And give several doses to each hog, that has been exposed to this contagious disease.

Price of remedy No. 152, 75 cents.

PILES (Haemorrhoides.)

This disease is more prevalent among hogs than it is supposed to be. It is generally over-looked by the farmer until they discover blood in the dung of the hog.

CAUSES:—The causes of this disease are varied. The principal causes are indigestion and constipation. This complaint is generally incurable, and the thrifty farmer does well, to at once relieve the animal, fatten and dispose of as quickly as possible.

TREATMENT:—Food must be changed to light, easily digested food. Sour milk is beneficial. Anoint the parts affected with—

Vaseline two ounces.

Tanic Acid four drachms.

Mix into a paste, and apply morning and evening; and use our

REMEDY NO. 22 AS DIRECTED.

This will alleviate the hogs suffering, to that extent that it can be fattened for the market.

Price of remedy No. 22, 50 cents.

SCAB—ITCH—MANGE.

This cutaneous or skin affection owes its existence to

the presence of a minute insect, called *Acarus Scabiei*, or Mange Fly, which burrows beneath the skin, and occasions so much irritation and annoyance, that the animal keeps rubbing itself until scabs are formed. (See Scab in Sheep.)

SYMPTOMS:—The symptoms of this disease are well known. It consists of scabs, blotches, and sometimes multitudes of minute pustules on different parts of the body. If neglected, these symptoms become aggravated; the disease spreads rapidly over the entire surface of the skin, and if allowed to proceed on its course unchecked, will before long produce deep seated ulcers and malignant sores, until the whole carcass of the afflicted animal becomes a mass of corruption. This disease is contagious, and it matters not how well and properly hogs are kept, they will occasionally become affected with scab.

TREATMENT:—Wash the hog thoroughly with soft soap and warm water, then dry it off and immediately apply, our

REMEDY NO. 153 AS DIRECTED.

Mix with the food our

REMEDY NO. 154 AS DIRECTED.

The pens should be washed with coal oil, and afterwards white-washed. Also white-wash all the objects the hogs have been in the habit of rubbing against. The bedding should be burned.

Price of remedies Nos. 153 and 154 complete, \$2.50.

Each package of remedies Nos. 153 and 154 contain a sufficient quantity for twenty-five hogs.

SCOURS—DIARRHOEA.

This complaint is seldom met with in grown hogs, but pigs frequently have attacks of diarrhoea, which if permit-

ted to continue unchecked, will rapidly prostrate the pig and often terminate fatally. In the majority of cases the mother's milk is the cause.

TREATMENT:—The condition of the mother's milk should be seen to at once. If she has been feeding on dry food, change at once to green. If on green food change to dry. Give the sow our

REMEDY NO. 20 AS DIRECTED.

It is not advisable to give sucking pigs medicine, as it is more easily given by administering it to the sow; and the pigs receive better results from the remedies, when administered through the milk of the mother.

Price of remedy No. 20, 50 cents.

STAGGERS—EPILEPSY.

This disease is caused by an excessive determination of blood to the head.

SYMPTOMS:—The animal is restless but stupid; inflamed eyes, pulse over-active, bowels are usually constipated. As the disease advances the animal becomes excited, runs back and forth, or in a circle, colliding with objects, or may become unconscious.

TREATMENT:—Cold water dashed over the body is very beneficial. Administer an injection at once composed of

Epsom Salts two ounces.

Spirits of Turpentine two drachms.

Water (Warm) one pint. Mix.

Give at one injection. Follow this treatment by blistering the back of the neck with our

REMEDY NO. 1 AS DIRECTED.

Hogs affected with this disease are seldom permanent-

ly cured, and our advice is to dispose of the animal as soon as practical.

Price of remedy No. 1, 50 cents.

STRANGLES—QUINSY—TONSILITIS.

This is an inflammation of the glands of the throat.

SYMPTOMS :--The animal breathes and swallows with great difficulty. At the onset of the disease, there will be slight swellings under the neck and lower jaw; as the disease advances, these swellings increase in size, causing the tongue to protrude, and a decided exudation of saliva from the mouth.

TREATMENT :—Shave the hair from the throat, and bathe the throat freely with warm water. Then with a sharp knife make an incision through the entire length of the swelling and press out the matter. Bathe again with warm water, and give internally as a physic—

Epsom Salts four ounces.

Water half pint. Mix.

Give at one dose. Follow this treatment as quickly as possible by administering our

REMEDY NO. 19 AS DIRECTED.

Price, 50 cents.

WORMS.

KIDNEY WORMS OR LARD WORMS.—These worms are frequently found in any or all parts of the body. But most frequently in the kidneys and the lard surrounding them. These worms seldom cause any serious annoyance, unless a large worm called the *Eustrongylus Gigas*, makes its nest in the pelvis of the kidney.

SYMPTOMS:—The animal will lie down the most of the time, and on attempting to rise, will manifest difficulty in using its hind parts, which apparently is partially or wholly paralyzed. If it is able to stand on its feet, it walks about with an awkward straddling gait.


TREATMENT:—Give our

REMEDY NO. 151 AS DIRECTED.

This remedy will reach the worms quickly, and effectively; thereby relieving the animal of a very dangerous parasite.

Price of remedy No. 151, 50 cents.

POULTRY.
THEIR
DISEASES, SYMPTOMS AND REMEDIES.



Good fowls are very profitable. Four acres of land, devoted to the rearing of the best varieties of poultry, will at ordinary prices, be quite as productive as a farm of one

hundred and fifty acres cultivated in the usual way. To make poultry profitable, it is only necessary that they be of good breed, that suitable places be provided for them, that they be properly fed, that they receive prompt and proper treatment when disease appears among them, and are carefully and intelligently managed. These requirements are too rarely complied with, in every respect, to enable a correct opinion to be formed as to what may be made out of poultry.

Independent of all considerations of profitableness, domestic fowls are gifted with two qualifications, which—whether in man, beast, or bird—are sure to be popular; a courageous temper and an affectionate disposition. When we add to these beauty of appearance and hardiness of constitution, it is no wonder that they are held in such universal esteem. The courage of the cock is emblematic, his gallantry admirable, and his sense of discipline and subordination most exemplary. The hen is deservedly the acknowledged pattern of maternal love. When her passion of philoprogenitiveness is disappointed by the failure or subtraction of her own brood, she will either continue incubating till her natural powers fail, or will violently kidnap the young of other fowls, and insist upon adopting them.

For the different diseases among fowls we aim to give information that can be relied upon. Our remedies have been tried and found to be effectual, therefore can be used with perfect safety and will give the highest results. If you will carefully follow the directions for the various diseases of fowls, on the following pages, the trouble with disease and loss will be a very small item, and you will be surprised at the increase of the profit or income, from your fowls.

ASTHMA.

This disease is caused by an obstruction of the air-cells, by an accumulation of phlegm, which interferes with the exercise of their functions. Or it may be induced by fright, or undue excitement. It is sometimes produced by chasing fowls to catch them, by seizing them suddenly, or by fighting with each other.

SYMPTOMS:—The fowl labors for breath, in consequence of not being able to take in the usual quantity of air at an inspiration. The capacity of the lungs is thereby diminished, the lining membrane of the wind-pipe becomes thickened, and its minute branches are more or less affected. Short breathing; opening of the beak often, and for quite a time; heaving and panting of the chest, and in case of rupture of a blood-vessel, a drop of blood appears upon the beak.

TREATMENT:—Confirmed asthma is difficult to cure. But in the early state it can easily be treated with success. Keep the fowl warm and give a small quantity, or give as much as a good sized pea twice daily of the following mixture:

Powdered Sulphur one ounce.
 Fresh Butter one ounce.
 Cayenne Pepper tenth teaspoonful. Mix.

BUMBLE FOOT.

Bumble foot is the result of a bruise, usually caused by flying down upon some hard object as bare stones, floors, etc.

TREATMENT:—With a sharp knife make an incision in the bottom of the foot, remove the tumor and apply the following ointment:

Gum Camphor one-half ounce

Spirits Turpentine two ounces.

Goose or Skunk Oil two ounces.

Mix the Turpentine and Camphor, then add the goose or skunk oil. Keep the foot perfectly clean, and wrap in soft cloths to prevent any dust or foreign substance entering the opening. Keep the patient on a floor that has an abundance of soft straw bedding.

CANKER.

Canker is usually caused by a cold, but sometimes from musty and unwholesome food.

SYMPTOMS:—Sores appear in the mouth, covered by a formation having the consistency of cheese or tough white leather.

TREATMENT:—The tough, cheesy matter should be scraped off with a quill. Then apply to the sore Sulphate of Iron daily. If the Iron is not convenient, Powdered Borax in some cases is quite as effectual. If the wind-pipe is filled there is but little chance for the recovery of the fowl.

CHICKEN POX.

SYMPTOMS:—The fowl becomes dull, stupid, and low spirited. Warty sores appear on the head.

TREATMENT:—Bathe the head and thoroughly soak the sore places with equal parts of vinegar and warm water. Then apply a small quantity of our

REMEDY NO. 156 AS DIRECTED.

Our treatment will dry up the sores in twelve hours.

Price of remedy No. 156, 50 cents.

CHOLERA IN FOWLS.

Cholera is a very contagious disease. When it makes its appearance no time should be lost in relieving the affected fowls, and preventing further developments of this dreaded disease among the unaffected ones. If you suspect cholera, before administering any treatment, thoroughly examine the coops, also the fowls, to make sure the trouble is not lice instead of cholera. In many cases where cholera was supposed to have destroyed a whole flock of chickens, it was afterwards found to be nothing more than lice.

CAUSES OF CHOLERA:—Over-crowding, irregular feeding of unwholesome food, improper ventilation and sanitation, atmospheric changes, and keeping fowls on low wet ground with poor drainage.

SYMPTOMS:—Fowls appear droopy and sleepy, and very thirsty; they sometimes stagger and fall down from weakness; wattles and comb turn pale and sometimes dark, breathing becomes labored and faster and the fowl soon dies.

TREATMENT:—Separate the sick birds from the well birds. Feed good nutritious food, to which has been added a portion of our

REMEDY NO. 157 AS DIRECTED.

With the drinking water mix our

REMEDY NO 158 AS DIRECTED.

Our remedies given to the well fowls is a sure preventive of cholera, and will cure the sick fowls if the disease is not too far advanced. Remedies Nos. 157 and 158 are prepared in packages, each package contains sufficient quantity for 250 fowls.

Price of remedies Nos. 157 and 158 complete, \$1.50.

CROP BOUND.

This is usually caused by the fowl eating something that it cannot digest, as feathers, pieces of bone, etc., which obstructs the natural passage.

TREATMENT:—Give the following:

Lard	one teaspoonful.
Pepper	one-half teaspoonful.
Ginger	one teaspoonful.
Sulphur	one teaspoonful.
Asafoetida	one-quarter teaspoonful.

Mix with sufficient quantity flour to make a mass stiff enough to roll into pills, about the size of a pea. Give one pill morning and night. At noon give one teaspoonful of Castor Oil in four tablespoonsful of warm water.

DIARRHOEA.

Diarrhoea in fowls is generally caused by over-eating improper food, or drinking impure water. It is also the result of over-crowded quarters.

TREATMENT:—All fowls that have diarrhoea should be placed on light diet, and given our (RE-OWNED POULTRY POWDER.)

REMEDY NO. 159 AS DIRECTED.

This remedy will cure diarrhoea in fowls in its most aggravated form.

Price of remedy No. 159, 50 cents.

FROZEN COMBS.

If you discover the frozen comb before the frost is out, apply kerosene oil. After a few hours apply glycerine. If

the frost is out before you discover they have been frozen apply our

REMEDY NO. 163 AS DIRECTED,

if you have it, as this will give the most satisfactory result. But if you have not got it the following will answer, but will not give as speedy a result:

Vaseline one-half ounce.

Witchhazel one-half ounce.

Mix thoroughly and apply.

Price of remedy No. 163, 25 cents.

GAPES.

Gapes usually attacks chickens under four months' of age. Our

REMEDY NO. 160 MIXED AS DIRECTED,

In the food of young chicks will prevent the disease from making its appearance. This remedy is an absolute prevention of gapes. If gapes have made their appearance, use our

REMEDY NO. 161 AS DIRECTED.

This will dislodge and destroy the troublesome gape worm.

Price of remedy No. 160, 25 cents.

Price of remedy No. 161, 25 cents.

LEG WEAKNESS.

Leg weakness is caused by over-feeding, fowls become too fat, the body grows too fast or becomes too heavy in proportion to the strength of the legs. When afflicted with leg weakness the fowls usually sit on their hocks. When standing their legs tremble.

TREATMENT:—Give one-half grain Quinine three times a day, alternate this with a pill made with one drop of castor oil mixed with meal or soft bread. If in the course of three or four days the condition of the fowl is not improved, it will be impossible to effect a cure.

LICE.

By being conversant with the different kinds of lice that infest poultry, it will be an easy matter to destroy them. There are four distinct species of lice that receive their nourishment from the bodies of fowls and chicks: body lice, gray lice, shaft lice, and head lice. Body and shaft lice live on the body of the fowls both winter and summer. Gray lice and head lice are more annoying to chicks during their younger days. We have one more variety of lice that inhabit the poultry houses, and is commonly called mites, chiggers, hen lice and spider lice, but the proper name for them is coop lice. We will now take up the characteristics and destruction of the different varieties of lice.

COOP LICE.—Coop lice lie dormant in cold weather, but in warm weather they multiply very rapidly. They work at night when the fowls are at roost, at which time millions of them swarm over the bodies of the poor birds. They do not leave the fowl until daybreak. Having filled themselves with blood they appear as a little red speck. Is it any wonder that chickens prefer, and in many cases insist, on roosting anywhere in preference to the hen-house which is infested with lice? Coop lice during the day hide or secrete themselves in nail holes, crevices, under loose boards, etc. Sucking blood only at night.

TREATMENT:—Kerosene oil will destroy and kill

these pests very quickly; but it is quite necessary to force it into every crack, crevice, or any place the lice might inhabit. It is not safe or advisable to apply kerosene to the nests. For the nests use our

REMEDY NO. 155 AS DIRECTED.

Price, 50 cents.

BODY AND SHAFT LICE.—This species of lice are very troublesome during both winter and summer. They inhabit the body of the fowl. Chickens cannot thrive when covered with lice, and if the vermin are not exterminated, disease will soon make its appearance among the flock.

TREATMENT:—Road dust alone is an excellent exterminator for this variety of lice. Quantities of it should be thrown into the poultry houses, on the roosts, into the nests, and over the fowls.

LICE ON LITTLE CHICKS.—These are known as head lice and gray lice, and can be driven from the chicks almost instantly, by using our

REMEDY NO. 155 AS DIRECTED.

Price, 50 cents.

MOULTING OR SHEDDING FEATHERS.

During the period of moulting fowls should have extra care. Feed plenty of nutritious food to which has been added our (POULTRY POWDER)

REMEDY NO. 159 AS DIRECTED.

Our powder will hasten the process of moulting, and at the same time keep the fowls in good condition, therefore the hens will commence laying much sooner than they would were they neglected.

Price of remedy No. 159, 50 cents.

PIP.

Fowls affected with this disease breathe through the mouth, instead of the nostrils, which has a drying effect on the tongue and lining of the mouth and throat, forming a scale on the tongue. Pip is generally the sequel or result of roup.

TREATMENT:—Oil the tongue with equal parts of lard and glycerine, which will gradually loosen the scales, after which remove them and give our

REMEDY NO. 162 AS DIRECTED.

Price, 50 cents.

ROUP.

Roup is one of the most dreaded diseases that the fowl is subject to. It is generally caused by fowls being exposed to cold and dampness, draughts in hen-houses, or overcrowded coops.

SYMPTOMS:—At first a rattle can be heard in the throat, accompanied by an exudation of a clear, odorless mucus from the nostrils, and often sneezing. As the disease advances the discharge becomes more tenacious or sticky, and clogs up the nostrils, stopping the air passage, thereby forcing the fowl to breathe through the mouth. The eyes become swollen and discharges an offensive matter, and sometimes the mouth is full of cankers.

TREATMENT:—Use our

REMEDY NO. 162 AS DIRECTED.

This remedy will always effect a cure if the disease is not too far advanced. When the disease is too far advanced there is no remedy that will cure it. But our remedy will

cure very bad cases and NEVER FAILS to effect a cure when given in the early stage of the disease.

Price of remedy No. 162, 50 cents.

SCALY LEGS.

For scaly legs, use our

REMEDY NO. 163 AS DIRECTED,

and in a few days the legs will be smooth and in a perfectly healthy condition.

Price of remedy No. 163, 25 cents.

SORE HEADS, ETC.

Sore head on chickens, cuts and scratches from fighting, etc., is easily and effectually healed by using our

REMEDY NO. 163 AS DIRECTED.

Price, 25 cents.

VERY IMPORTANT.

If your hens are not laying the proper quantities of eggs, there is no profit in them for you. If you wish to make your fowls profitable, feed them our scientific and celebrated egg producing powder,


REMEDY NO. 164 AS DIRECTED,

which never fails to increase the egg product, forcing the hens to lay the greater part of the year, and at the same time keeping them in good condition. When hens are fed this powder they will require and desire very little resting time. Our powder will not only keep the hens in a healthy condition, but will increase their laying qualities from 35 to 50 per cent. If you try our powder you will soon be convinced that it is a wonderful egg producer, and you will never again be without it.

Price of remedy No. 164, \$1.00.

DISEASES OF THE DOG.

THEIR CAUSES, SYMPTOMS AND TREATMENT.



CANKER OF THE EAR.

Canker of the ear is produced from injuries to that organ, as being hit, or the dog coming forcibly in contact with some object. Dogs that are in the habit of being in water frequently and getting water into the ear are subject to canker.

SYMPTOMS:—Violent and frequent shaking of the head, digging and scratching the ears with the paws. The

dog carries its head to one side. The affected member looks red and swollen.

TREATMENT:—In the early stages of canker, the disease is easily overcome. Place the animal strictly on vegetable diet, allowing no meat whatever. Cleanse the ear with warm soap-suds. After being thoroughly cleansed, dry, and apply our

REMEDY NO. 165 AS DIRECTED.

After applying remedy No. 165 cover the ears with cloth to keep the dog from scratching and irritating the ears.

Price of remedy No. 165, 50 cents.

COLIC.

The causes of colic are varied: over-eating when warm, being exposed to cold and wet, etc.

SYMPTOMS:—Symptoms of colic are very pronounced. The dog will double itself up, roll around, whine and moan, refuses to eat, is constipated, and usually bloated.

TREATMENT:—If the animal is constipated and bloated, give as an injection the following:

Glycerine one-half teaspoonful.

Warm (Water) two ounces.

If this does not relieve the dog in the course of half an hour, the case is severe and will require more decided treatment. Immediately give our

REMEDY NO. 166 AS DIRECTED,

Followed by

REMEDY NO. 167 AS DIRECTED,

And apply heavy cloths wrung out of hot water to the bowels every twenty minutes.

Price of remedies Nos. 166 and 167 complete, 50 cents.

CONSTIPATION.

Constipation is caused by insufficient exercise, and over-feeding on rich food. It is sometimes caused by bones being lodged in the last bowel, obstructing the passage and preventing the passing away of the excrement, which in a short time becomes exceedingly hard.

SYMPTOMS:—The dog lies around a considerable portion of the time, panting, and making frequent effort to pass excrement or dung, at which time the pain is generally severe, which is manifested by the cries of the dog.

TREATMENT:—Constipation will readily succumb to the following treatment: give an injection composed of

Raw Linseed Oil one ounce.

Glycerine one-half drachm.

Give internally—

Tincture Gentian one drachm.

Simple Syrup one ounce.

Powdered Jalap one drachm. Mix.

Give at one dose. If the bowels do not move within six hours, repeat the dose.

DIARRHŒA—DYSENTERY.

CAUSES:—Sudden changes of temperature from hot to cold, over-exercise during hot weather, over-eating, or feeding on improper food.

SYMPTOMS:—Breath offensive, great desire to drink water, excrement soft or thin, stomach nauseated, eyes sunken. The animal is inclined to lie down most of the time, where it will not be disturbed. Should dysentery make its appearance, the passages from the bowels becomes more

liquified and tinged with blood, accompanied by excessive straining, and the last bowel has an inflamed appearance.

TREATMENT:—As diarrhoea is caused by some irritant, it is advisable in the treatment of this disease to first give a mild physic; a small tablespoonful of castor oil being preferable. Do not give any other medicine within twenty-four hours after giving the physic. After the twenty-four hours have elapsed give our

REMEDY NO. 168 AS DIRECTED.

Should the dog become greatly constipated from the effects of remedy No. 168, give a small tablespoonful of castor oil.

Price of remedy No. 168, 75 cents.

DISTEMPER.

Distemper is a contagious disease. It is one of the most fatal diseases that young dogs are subject to. It most frequently occurs about the time the animal is cutting its second teeth. The principal causes are exposure to cold and moisture, sudden changes in temperature, climate, or surroundings. As young dogs are seldom free from worms, many authorities are inclined to the opinion that this is one of the causes of distemper appearing more frequently among young dogs.

SYMPTOMS:—Appetite impaired; the dog appears dull, bowels overactive, stomach nauseated. These symptoms are soon followed by red, watery eyes, slight cough, and the pulse quickened. As the disease advances there is an accumulation of secretion about the eyes and nose, accompanied by a flow of mucus from the nostrils. The coat becomes rough, cough more severe, and the nose is very fever-

ish. If the dog is not relieved at this stage of the disease, the same symptoms continue but are greatly aggravated. The nostrils become closed with a thick discharge, and the eyes are almost glued together with matter. The dog becomes greatly emaciated, and the hind legs become paralyzed. The paralysis increases until it affects the entire body. The poor animal will remain in this prostrated condition, if not properly treated, until death relieves its suffering:

TREATMENT:—Give the dog a clean, dry, and comfortable bed, in a moderately warm (avoid excessive heat, or cold) place. Keep the bed clean and pure, and allow plenty of fresh air. Give soft food, as boiled rice, broth, bread and milk, crackers and milk, and clean fresh water to drink. Under no circumstances give the animal meat. If the cough is severe apply a mustard plaster over the chest and cover with a blanket. After the mustard has been applied for one hour, remove it, wash the chest with warm water and apply a little sweet oil, and give the following physic: Castor Oil half ounce. If the bowels do not operate within four hours, repeat the dose. And give our

REMEDY NO. 169 AS DIRECTED.

After giving remedy No. 169, should the bowels become constipated, give one tablespoonful of Syrup of Buckthorn every three or four hours until the bowels operate. When the animal is convalescing, carefully protect it from exposure until there is a noticeable gain in flesh. By carefully following our treatment a speedy recovery will be the result.

Price of remedy No. 169, \$1.25.

FITS.

Fits are frequently met with in the dog. They are caused by brain affections or from any pressure upon the brain. Fits are also the result of irritation of the intestinal canal, as worms, indigestion, poisons, etc.

TREATMENT:—When fits occur in young dogs, it is usually the result of worms or some intestinal derangement. In this form of fits the food should be composed of easily digested substances and the bowels kept open. Give our

REMEDY NO. 170 AS DIRECTED.

If the fits is the result of some brain affection they usually terminate fatally; but our

REMEDY NO. 171 GIVEN AS DIRECTED,

will quiet and relieve the dog, and in some cases effect a cure.

Price of remedy No. 170, 50 cents.

Price of remedy No. 171, 50 cents.

INFLAMMATION OF THE BOWELS.

Inflammation of the bowels is caused by sudden chilling when in a heated condition, or may result from poisons or irritating substances. Also from colic when not given the proper attention and treatment.

SYMPTOMS:—Are similar to colic, but the pain in inflammation of the bowels is more continuous. Breathing rapid, pulse quickened, fever high. The dog evinces pain when pressure is applied upon the belly. Great uneasiness and whining.

TREATMENT:—At once give our

REMEDY NO. 172 AS DIRECTED.

Apply mustard to the belly for one hour, after which apply to the full length of the belly a hot poultice made of bran. Give slippery elm tea. After recovery has taken place give a tablespoonful of Castor Oil; but do not hasten a movement of the bowels. If the bowels do not operate after giving the oil, give an injection of warm soap-suds. Our remedy No. 172 will quickly and effectually relieve and cure inflammation of the bowels.

Price of remedy No. 172, \$1.00.

LUNG FEVER—INFLAMMATION OF THE LUNGS.

(Pneumonia.)

This disease is usually the result of becoming suddenly chilled when over-heated, from exposure to wet and cold, changes of climate, changes of temperature, and colds that have been neglected.

SYMPTOMS:—The dog has a languid and stupid appearance, anxious countenance, eyes red; painful breathing is manifested by a slight grunt at each expiration. Short distressing cough. The animal is inclined to sit up until it becomes exhausted. By applying the ear to the sides of the dog, over the lungs, you will hear unhealthy sounds.

TREATMENT:—Place the dog in a comfortable well ventilated place, free from draughts, where it is neither too cold or too warm, and give our

REMEDY NO. 174 AS DIRECTED.

Allow an abundance of cool fresh water to drink. Keep the bowels open but do not physic. The diet should be composed of soft, nourishing food, as milk, bread and milk, broth, boiled rice, etc. Bandage the legs with flannel, and

keep the body moderately warm. After the third day apply mustard to the sides for one hour. Then remove the mustard, wash the surface, where it has been applied, with warm water, and rub on a little sweet oil, to soothe the burning sensation, and immediately blanket. Change the bedding frequently and keep the surroundings neat and clean. This treatment if carefully followed will prove successful in curing lung fever.

Price of remedy No. 174, \$1.00.

MADNESS—RABIES.—HYDROPHOBIA.

This disease is incurable. And the sooner the animal is destroyed and put out of its misery the better.

MANGE—SCAB—ITCH.

Mange is a contagious disease. And is produced by a parasite. (For a description of the mange parasite see scab in sheep.) These parasites are transferred from one dog to another, or from the dog coming in contact with objects where a mangy dog has been kept, or by the dog sleeping in quarters that are occupied by a mangy horse, or by coming in contact with any animal that is affected with mange.

SYMPTOMS:—Owing to the irritated and itchy condition of the skin, the dog frequently and persistently scratches itself. Red pimples and eruptions make their appearance on the inside of the hind legs, along the belly, about the eyes, around the elbows, and eventually spreading over the entire body. The hair falls off or is rubbed or scratched off in spots, and scales or scabs are formed. The skin has a dry harsh, and scaly appearance. The itching

becomes so intense, that the dog scratches or rubs itself until sore spots are formed.

TREATMENT:—Give as a physic

Powdered Jalap one drachm.

Syrup one ounce. Mix.

Give at one dose. Wash the dog thoroughly with warm water and soft-soap, using care to remove all scabs and dirt. Dry thoroughly and apply our

REMEDY NO. 173 AS DIRECTED.

The kennels must be thoroughly renovated. Burn all straw or anything that has been used for bedding, and disinfect the walls with lime and water.

Price of remedy No. 173, \$1.00.

WORMS.

The principal varieties of worms that infest dogs, are the long round worms, and the tapeworm.

LONG ROUND WORMS.

About 50 per cent. of the dogs examined after death, are found to be infested with the long round worms. They are found in the bowels and stomach, where they produce great irritation. Frequently creating so much irritation and disturbance, that they produce spasms or fits. Sometimes these worms gain access to the throat, nostrils, wind-pipe and lungs.

SYMPTOMS:—Sometimes dogs are infested with worms without any apparent symptoms. But the following symptoms usually are present: dry short cough, rough coat, bad smelling breath, voracious appetite, without any inclination to take on flesh. Bowels irregular. Attempts at vomiting. Sometimes the dog vomits worms. The animal may

snap and bite at anything within reach, or may be seized with fits or spasms. Should the worms find their way into the nose or throat, a frothy spume will be observed coming from the throat and mouth. If your dog presents a woe-begone appearance, you may safely conclude the dog is troubled with worms.

TREATMENT:—Give our

REMEDY NO. 175 AS DIRECTED.

After administering our remedy seen mornings as directed, give as a physic one ounce of Castor Oil. This treatment will be all that is necessary to destroy the long round worms.

Price of remedy No. 175, 75 cents.

TAPEWORM.

The tapeworm is the most injurious variety of intestinal worms. It gains access to the intestines of the dog, through the dog feeding upon contaminated meat. The length of the tapeworm that infests dogs, varies from a few inches to several feet, and is made up of joints; each joint measuring from one-eighth to one-half inch in length. After the worm has grown to its full length, as fast as the joints mature, they pass away from the bowels, usually mingled with the excrement, at which time they deposit their eggs. When these eggs or ova are deposited on the grass or other feed, and picked up and taken into the stomachs of hogs, sheep, cattle, rabbits, etc., they are in a short time hatched into a free small worm which burrows through the bowels, and locates itself in some part of the flesh or brain, and there becomes encysted until eaten by some person, or some animal, when it develops into another tapeworm. There are two species of tapeworm which infest dogs. But as they re-

quire the same treatment we deem it unnecessary to make any distinction.

SYMPTOMS:—Are very similar to the symptoms of long round worms, but can be detected from that variety by the appearance of the joints in the excrement or dung.

TREATMENT:—The speediest and most effectual way to relieve the dog of tapeworm, is to administer our

REMEDY NO. 176 AS DIRECTED.

This remedy never fails to remove tapeworm.

Price of remedy No. 176, \$1.00.

WOLF & DESSAUER


We wish to call your attention to the fact that we are headquarters for Northern Indiana for RELIABLE

Trust-worthy Dry Goods, Cloaks, Suits, Skirts, Petticoats, Waists, Corsets, Furs, Capes, Wrappers, Shades, all kinds of Drapery Materials, Blankets, Comforters, Rugs, etc., etc.

AT GUARANTEED LOWEST PRICES.

All we ask for is if you are not already a customer of our's to merely give us a trial on your next purchase, and if we don't show you a larger line to select from, and if we don't save you from 5 per cent. to 15 per cent. on your purchases, or if you can find anything but the best class of merchandise the domestic and foreign markets produce—we don't want your business.

Another good reason for your trading with us is the fact that when ever you make a purchase in our store, no matter what it is, and if it is not satisfactory, bring it back and exchange it for other goods, or you can have your money back.



TRADE
Wooltex STYLES
FASHION FAULTLESS
MARK

We are Agents for Wooltex Cloaks Skirts and Suits.

GOLDEN, THE HATTER.


The Largest Hat Store in the City!



We sell the best, and Up
to Date styles in Men's
Soft and Stiff Hats at \$1.50
\$2, \$2.50, \$3, \$4 and up.



Telescopes 50c, 75c, \$1 and Up.




The LARGEST line of
Trunks, prices \$2.50, \$3.50,
\$4.50, \$5 and Up.



REMEMBER THE PLACE,
GOLDEN, THE HATTER,

COR. CALHOUN AND BERRY STS.



WHEN IN NEED OF ANYTHING IN
FURNITURE

CALL IN AND GET OUR PRICES.

....THE....

PAPE FURNITURE CO.

126-128-130 EAST BERRY.



WE SING
THE
PRAISE
OF

C. C. Schlatter & Co.

The largest dealers in Hardware, Paints and Oils
in Northern Indiana. When you want strictly
first class material at the lowest prices. Call on
us, we will cheerfully furnish you an estimate.

AGENTS FOR

Mann's Green Bone Cutter


 Sherwin-Williams' Paints


C. C. SCHLATTER & CO.

The Leading Hardware Dealers,

202, 204 and 206 E. Columbia St.,

FORT WAYNE, - INDIANA.





THIS Agency has contracted with several sub-agencies in Illinois, Ohio and Indiana to send farm buyers to Allen County, and during the past season a large number of good farms have been disposed of. If you desire to sell your farm I will show it to one of these buyers. Please call at the office, or address me stating fully how much, what kind of land, and price wanted. If you wish to buy a farm, you will be shown what we have free of cost; or should you decide to buy or exchange for a home in the city we have property of every description.

W. E. DOUD,
REAL ESTATE and LOANS.

OVER OLD NATIONAL BANK, CORNER CALHOUN AND BERRY STS.

The Citizens Trust Co.

CORNER BERRY AND CLINTON STREETS.

(Opposite Postoffice.)

CAPITAL \$200,000.00.

Should Receive the Patronage of Every Farmer in
Allen County.

W H Y ?

- BECAUSE** they pay 3 per cent. interest on deposits.
BECAUSE they loan money on farm mortgages at low rates of interest.
BECAUSE they are under the supervision of the State of Indiana.
BECAUSE they buy Sale Notes and can accommodate the farmer in a hundred different ways.

They invite your investigation and will render you assistance in making sales and closing up and settling estates. Our officers and directors are substantial business men.

OFFICERS:

JOHN FERGUSON, PRESIDENT.		
FREMONT L. JONES,	OWEN N. HEATON,	
VICE-PRESIDENT.	2ND VICE-PRESIDENT.	
CHARLES F. PFEIFFER,	ERNEST W. COOK,	
3RD VICE-PRESIDENT.	SECRETARY.	

DIRECTORS:

JOHN FERGUSON	JOHN P. EVANS	CHARLES W. ORR
GOTTLIEB HALLER	FREMONT L. JONES	OWEN N. HEATON
ERNEST W. COOK	HARRY A. KEPLINGER	CHARLES F. PFEIFFER
ISIDOR LEHMAN	GEORGE W. BEERS	CHARLES H. NEWTON


COME AND SEE US.

THE NEW STORE

Invites you to inspect the most stylish, the most durable and best selected line of Men's Suits at \$10, \$12, \$15, \$18 and \$20 ever shown in the city.



Our handsome and attractive windows will always reflect Fashion's LATEST Decrees.



Our price will never be lower than **GOOD QUALITY** demands.




Shields' Clothing Co.,

722 Calhoun St.

Opp. Court House.

New Implement House In Fort Wayne.

214-216 EAST COLUMBIA STREET.




Stocked with a Large Assortment of Fine New
PLOWS, PLANTERS, CULTIVATORS,
RAKES, HARROWS AND OTHER
AGRICULTURAL IMPLEMENTS.

Made by **David Bradley Manufacturing Co.**, Bradley, Ill., one of the largest implement manufacturers in the United States. Our plows comprise over 250 styles and sizes including steel combination and chilled plows, right and left hand.

Also a Full Line of Wagons, Buggies, Seeders, Binders, Mowers, Hay Tedders and Loaders, Drills, Engines, and Threshers, Etc., Etc.

GEORGE W. BRUCKNER.



The MOST IMPORTANT News to the Farmer is the
DAILY MARKET REPORT.

THE FORT WAYNE
Journal - Gazette

Publishes a more complete and later Market
Report than any other Fort Wayne paper.

IT ALSO PUBLISHES ALL THE OTHER NEWS.

☞ Daily and Sunday 40c a month; Daily without Sunday 30c a month.

SUBSCRIBE NOW.

You can get it by Rural Route or at your Post Office.

Parrot's Studio

21 and 23 West Berry St., • Fort Wayne, Ind.



BABIES PICTURED AS BABIES.

MINIATURES ON IVORY.

**DUPLICATES FROM BARROWS AND
SHOAF NEGATIVES.**

WALL PAPER!

WE MAKE *CURTAINS* WE FRAME
FRAMES. *FRAMES* PICTURES.

We invite you to call and see our new novelties for the
Spring—we have them all.

If you want something different than your neighbors,
call and see us. We carry a special line that
cannot be found elsewhere.

ASK TO SEE 25c PAPERS WE ARE SELLING FOR 10c.
Wall Papers all Prices from 3c per Roll Up.

KEIL & KEIL.

116 Calhoun Street ∴ New No. 926.

W. W. MUNGEN,
DENTIST,
221 WEST WAYNE ST.
Fort Wayne, Ind.

Monroe W. Fitch & Sons,

General Insurance, Real Estate,
Loans and Rentals.

2ND FLOOR.
TELEPHONE 1360.

818 CALHOUN ST.,

FORT WAYNE, INDIANA.

Real Estate and Loans a Specialty.

Single Comb Black Minorca Chickens

Are hardy, both as fowls and chicks, easily raised, mature early and pullets commence laying when very young. They are non-setters, are well adapted to all soils and places and are considered the best layers whether in confinement or allowed unlimited range. Their plumage is a pure black with a green metallic lustre, and as a table fowl they are unexcelled.


Stock and Eggs for sale

For good up to date stock, call on
or write to

CHARLES G. PAPE,

127 N Cass St. Fort Wayne, Ind.

(Vice President of Indiana American Black Minorca Club. Won 1st on Cockerel, Hen and Pullet.—Fort Wayne show, 1902; also 1st on Cockerel and Hen and 1st and 2nd on Pullet—Napoleon, Ohio, show, 1902.



DREIER & BRO.,

Wholesale and Retail Druggists, always carry
a full and superb stock of

Drugs, Chemicals, Crutches, Trusses,

PAINTS, OILS, VARNISHES, ETC.

✍ Sole Agents for the International Stock and Poultry Food,
Black Leaf Sheep Dip, Insecticides and Fruit
Spraying Compounds.

PRICES REASONABLE.


C. SCHIEFER & SON

THE LEADING DEALERS IN

Boots, Shoes  Rubbers

For Farm use. All reliable and solid, every pair WARRANTED
Also Fine Dress Shoes at prices to suit the purchaser.


OUR SIGN.



WE KEEP NO SHODDY GOODS.

No. 108 E. Columbia St.

FORT WAYNE, INDIANA.



Everything on Wheels

Absolutely the largest stock of Bicycles, New and Second Hand, in the city. All we ask is a call.

All Kinds of Talking Machines, \$5.00 Up.


The Pioneer Bicycle Store,
Corner Berry and Harrison.
FORT WAYNE, INDIANA.

**THE RANDALL
WHEEL CO.**



Frank Gruber's
ECLIPSE

Greatest 5c Cigar Manufactured
or Sold in Indiana.



PATENTS

AND

Patent Law.



Chapin & Denny

*SEND SKETCH OR MODEL
OF YOUR INVENTION*

**FORT WAYNE, IND.
BASS BLOCK.**

**WE ARE AGENTS FOR THE STOCK
METAL SYRINGE:**

Size 4 ounce, \$.75.

“ 8 “ 1.25.

“ 16 “ 1.75.

THE LIVE STOCK

PROPRIETARY REMEDY CO.

FORT WAYNE, INDIANA.

APR 28 1902

1 COPY DEL. TO CAT. DIV.

APR. 28 1902

MAY 3 1902

We are Agents

for Fort Wayne for the

WOOLTEX

 Ladies', Misses and Children's
JACKETS, CLOAKS, SUITS,
SKIRTS AND CAPES.

THE most important element in a garment shown is the wear. It is the machinery of a watch that determines its lasting value, so in the **Wooltex** garments it is the quality of the cloth and lining, and highly important, too, the quality and workmanship of the interlining that determines the satisfaction the garment will give.

There are just two ways of determining whether a garment will keep its shape or lose it after a short period. One way is to wear it, in which case your own experience determines the fact, but this is an expensive way to you, for if the garment proves unsatisfactory, what remedy is there?

The other method is by buying a **Wooltex** garment. The manufacturers of them have taken the necessary precautions to insure satisfactory wear. The **Wooltex** label is an insurance policy guaranteeing your satisfaction.

We are Agents for New Idea Patterns, Price 10c.

WE GIVE U. S. STAMPS.

Wolf & Dessauer.



LIBRARY OF CONGRESS



0 002 825 514 7

