

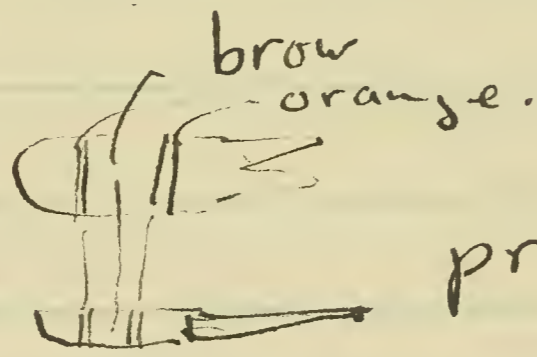
1924

June 7/24.

Gnathophyllon Bird Key Reef

Love brown zebra stripes close together separated by narrow grey white thread thick to intervals

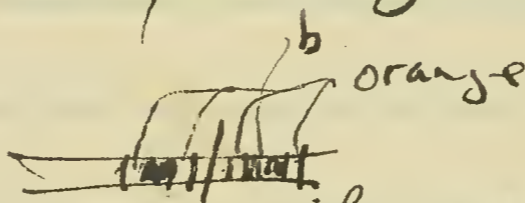
tail white with four orange spots (Saturn Red)



brown orange.

propodi/ of legs ditto

meri



b orange

white very inconspicuous + narrow = articulation of mesos + ischium

cornia with light brown spot



rust white


dash of orange with spot of brown proximal

basal joint of antenna below scale


with spot of brown

first legs with spot of brown edged in

orange on propodeum



carpus with brown band edged with orange



white brown

white edge

white spaces cut so that

last band parallels edge

and preceding brown band goes

straight across.

1924

Spider crab. Bird Key Reef June 7/24



one marked with burnt umber
rest purplish
white
chelipeds translucent
legs mostly white
but spot banded with
burnt.

two prune purple chelae translucent

July 16 - 1924

Gonodactylus oerstedii Hansen

- #1 one = almost black alive green
white spots
humps on telson and legs apple green,
movable fingers heliotrope purple. ventral
part of ball of fingers with rose purple
suffusion.
- #2 another = apple green with more whitish
+ black spots
fleshy considerable soft sulphur yellow
on basal joints of tail fan. and sides
of carapace.
movable fingers pale translucent white
- #3, general appearance grayish white, rest of
a sage green
movable fingers porcelain translucent white
~~legs~~ carapace of other legs + eyes stalks
apple green
fur distal joints, rest of orange ocherous
on one margin of pleopods.
- #4 small like three with less green &
more white, only terminal joint of feet with
orange color
- #5 *Crangon squillus*

Gnodaelytes aestedii Hancock
Bird Key reef July 16-24

#5- Every thing fears the ~~big~~ big Squilla
little squillas and flat crabs.
P. galatheimus, five of these huddled
together in bunch in open dish when
Squilla approached them, and other
squillas turned and ran or else attempted
to go on defensive.

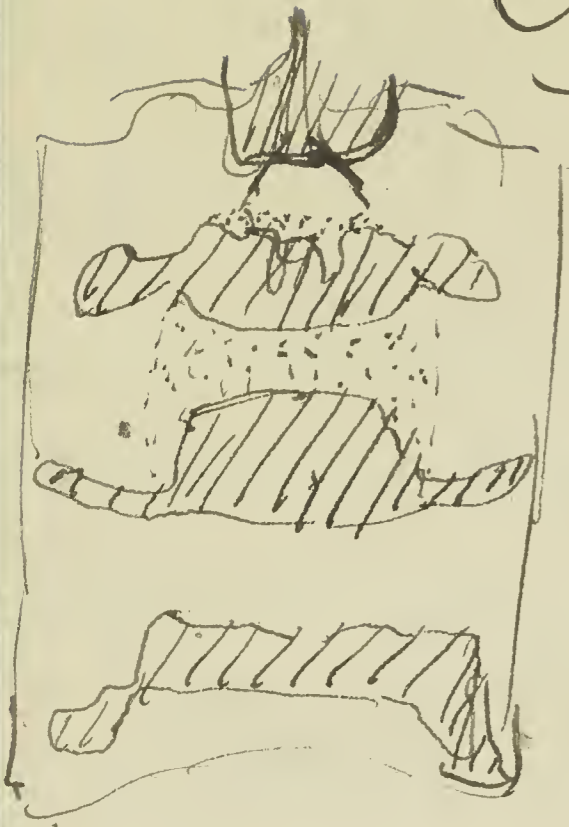
#5 color general apple green.

Squilla snaps dady's open?

July 16-1924

Squilla snap with bulb
of dactyl against forceps, but
with not opening dactyl
dactyl + propodus snap as we
~~against~~ out from groove of
merus.

July 16-1924
Cranium armillatus (M. Edwards)



Posterior half of each somite dark olive a line ~~green~~ green similar colored bands as indicated on carapace, lighter colored areas of maybe light chromi green indicated in stifle segs. slightly greenish suffused chitin white.

Tail fan last half olive ~~green~~ except distal margin with narrow white band.

except outer limb which part beyond suture line and triangular area at inner angle, dark almost black myrtle green, outer edge of outer limb suffused with faint or pale apple green.

legs same color except either side of articulation and ~~distal half of~~ proximal 2/3 of merus.

Antennal scale marked as in formosa, but colored green ~~olive~~ green, most of small chela same color but with numerous smaller blotches of white suffused in part with pale blue. tips and part way back on inner margin of fingers ~~orange~~ and actual cutting edge white. Extremities tips like dactylar claws of this, and formosa pale sulphur yellow that of the chitin of which they are composed.

July 16 - 1924
Ranzon armillatus Ent'd.

Eggs of females lemon yellow.

Large chela, specked, into ~~the~~ big blotch
with olive, between specks white and outlined
areas also white tips of fingers
Flesh color.



Antennular ^{pedicels} mostly olive distally and
proximally ~~ed. joints~~ are edge with white
flagella of both sets of antennae
China blue.

Actea retigera

Bird Key reef
July 16 - 1924

coral reef + orange chrome

Stinger Vandike brown

combs of eye, brilliant red like
that of prayer bead + from under
side shows a black spot. ♀
stems bluish-china white



near petals lateral angles
there are two lighter graded into
areas of yellow end of return
red.

Nitropygus pilosus, specimen with
~~unbroken~~ fingers from Bird Key reef
July 16, 24
has right fixed finger
hooked, and unscraped carpal
hands.

Bird Key Reef.
July 16, 1924

Crangon formosus Gibbes.

Ambulatory legs, antennae, and antennules
French blue Red

Horizontally body has a median stripe, about as wide
as rostrum at the middle of its length
on carapace, and as wide as greatest width
of rostrum on abdomen. Stripe stops just
before telson. which in distal half has
same color.


On carapace median stripe is ochraceous, with
scattering of ^{vermillion} ~~brilliant~~ (tiny) dots along middle
line of length behind orbits

On abdomen stripe is medially orange buff
laterally dull, dirty porcelain white

From median stripe to median lateral line
is broad stripe of chestnut-brown various.

Median lateral stripe white wavy or
sawtooth white stripe

Below white stripe
is light hazel?



spots of chestnut being scattered on a light
pinkish buff ground.

* orbital area for a space as long as rostrum
translucent chiana white, central longitudinal
part of area more transparent shows black
eye through, and two blotches of scarlet vermillion

Cranium formosus Cuv. July 16-1924
one on upper part of eyeballs just behind
cornea and other on inner orbit

Cranium formosus makes louder clicks with
large hand than does C. —
the clicks certainly seem to be produced by
a sharp snap together of movable fingers
for when disturbed with needle will open
fingers to maximum and come down on
dissecting needle so hard as to give
a dull thud and actually jar the
needle in ones hand.

~~Hit~~ Hit needle so hard after several
trials that it actually ~~broke off~~, fractured
across distal third of finger, and straight
way began feeling around with chelae of
second pair, when part of large chela
was in contact with dish, such a loud
click was produced as to sound as though
one had given edge of dish loud tap with
large preps hands.

Large hand has fingers orange chrome
same color as anterior margin of palm
Palm live suffused on either face tawny
alive with tinge of yellow,
middle hinder area of fingers live
distal curved margin orange.

July 16-1924.

Arangus formosus Sulz
Dorsals white, with wine purple fleck
at middle of outer face at base and
at corresponding points at distal end
of propodea with same colored fleck.

Ventral margins of first three abdominal
epimeria ~~touching~~ ^{edges} with black.

Tail fan largely chestnut edged with which
fringe of hairs white distally + at base
proximal third except basal eighth
almost orange ochraceous, in rest of golden
looking.

Spine black.

Under parts and pleopods white with faint
bluish tinge (color of legs) and faint golden
band on white hairs as in tail fan

Antennae same color as median stirpe
antennae as adjacent stirpe
distal third of antennal scale like ante
nules proximal half of outer margin
and basal joint like adjacent stirpe
balance, + most of black, white like
ocular area.

Bird Key Reef July 16 - 1924

Petrolisthes galathinus (Boze) 1♂

Ground color of upper surface dark end of
U. Ash grey and between that and light end
of Days grey. (Nile Blue Rid.)

Median and more raised portions of rugae
Purple madder like spots of setae. (Amarron^{Rid.})

Dactyls of ant. and distal three joints of propodi

D.E. Cad yellow, with faint tinge of reddish proximally
dactyl striped with the purplish, propodus
with a median lateral longitudinal splotch
and ventral edging of purple.

distal joints and not striped portions of
maxilla parts (principally maxillipedes) orange
Rid. with greenish tinge to greater part of center
of joints; under parts

Under parts marked with auricular purple rid

Hairs on maxillipedes lemon yellow.

Hairs of rugae galls tone yellow

Anterior spines of ~~menus~~ ^{carpus} flecked with cobalt
blue, about two spots each

Line of two spots side by side parallel
hinder margin of carpus

Similar line from base of movable finger
to inner posterior angle of palm.

Amarron?

Bird Key Reef. July 16 - 1924

Portunus (Achelous) setae (M. Edw.) ♂
(hind + ventral)

1 General color lighter end of hairs ^{brown} orange and
lighter end of burnt umber.

5 Tips of fingers like dark end of purple madder

6 Ridges on carpus, tips and bases of all spines
same color, spines except for tips + base white.

2 Anterolateral teeth margined and tipped with
purple madder with ^{white} patch of ~~red~~ on median
dorsal upper surface

7 Paddles and extremities of other feet landing
toward middle of brown ochre in color

Eye spots, cross bet. purple madder and
Indian red, quite dark deep rich color, margined
and surrounded by white ring.

4 Anterior margin of menis with long fringe
of hair (light brown ochre) long and hiding
spines

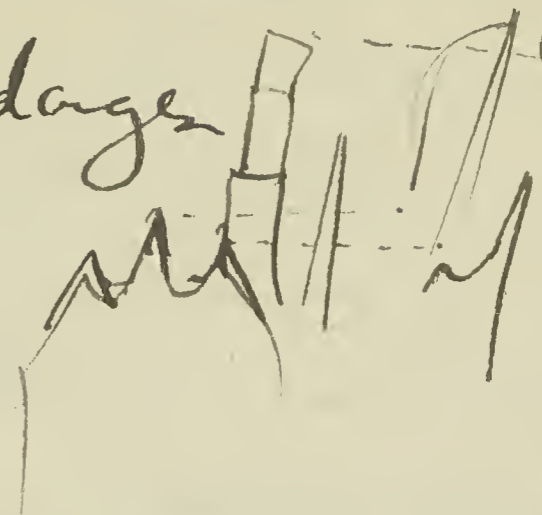
10 Areolations picked out in red, under parts
white; pubescence light lemon yellow

Smaller Synalpheus July 17-24

Sta. 17. White Shoals.

bright lemon yellow (lacks large claw) all over + all appendages

cornea black a dark brown



~~Squilla~~ Gnathodactylus oerstedii

July 17-24

Sta. 17 White Shoals.

Smaller ^{opaque} squilla whitish without color in same lot.

Citron yellow all over & ^{corneas} eyes buff yellow

ovaries or stomach clay color
body more or less opaque translucent
legs citron yellow transparent
with white flecks.


Palaemon like

translucent pearl grey carapace
with few ^{wavy} lines & dots

two rows of dots on eye stalks

red in like manner

and ~~three~~ small amphipods taken.
four or 5?



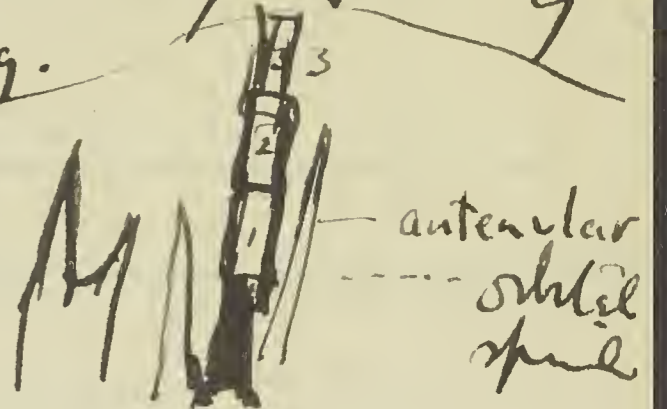
July 17, 1924

Synalpheus sp.

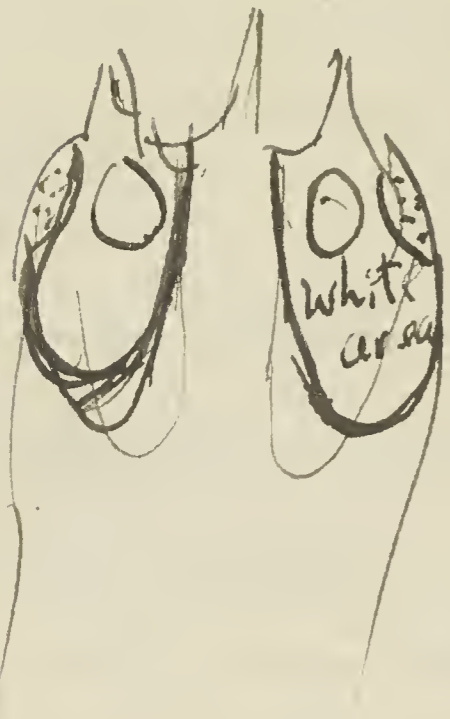
Synalpheus makes same clicks as squilla when put in formalin but could not see it done by opening or closing.

Sta # 17 White Shoals.

all over with Poppy red spots about this size and spacing by lower powers on binocular except for quite a large area behind orbital hood



when magnified



to sides of carapace in dorsal view and $\frac{1}{3}$ its length, in lateral view areas do not run down ~~below~~ below line behind space between superior and inferior basal antennal spines

Red spots against translucent white ground give translucent body pinkish a purplish cast.

Segs antennae flagella & scales milky blue legs with reddish spots on propod. thicker than elsewhere making them look red.

below suture outer branch of tail fan is pale bluish

Gange chela pale pea green distally fingers except central part Saturn red or orange chrome.

White Shoals # 17

Mithraxes July 17, 1924

largest Mithraxes Hazel x Vin. Cinnamon.
oblique lines wide bet hind legs.

next two in size one is like largest only
lighter and other is purple red.
light burnt carmine

all the other Mithraxes whitish
light salmon or pinkish buff.

Pitho ^{is coral colored} ^{is white}

Xanthid Sta. 17 White shoals.
more vinaceous. buff. finger chestnut


Hemus-like

Scarlet vermilion except extreme
tips of fingers of chelipeds dactyls +
propodi of all legs + carpus of second
as well. ~~etc~~ under parts as
above, dorsal color may be due
to red sponge.

White shoals # 17 July 17, 1924

Stenorhynchus sagittarius

2 lakes



= more light buff yellow

black stripes edged with cream; then two light walnut brown with narrow of the yellow between, then wider almost cream, white betw

legs, coxa color with basal stripe forming anterior + posterior margins. fingers of chelipeds extreme mauve x lilac, tips pale flesh, a lighter spot. splotch, of the bluish color marking end of basal 1/3.

large space between the black marks from eye. bottom dorsal black runs from beneath eye to just above base of rostrum. eye, reddish between

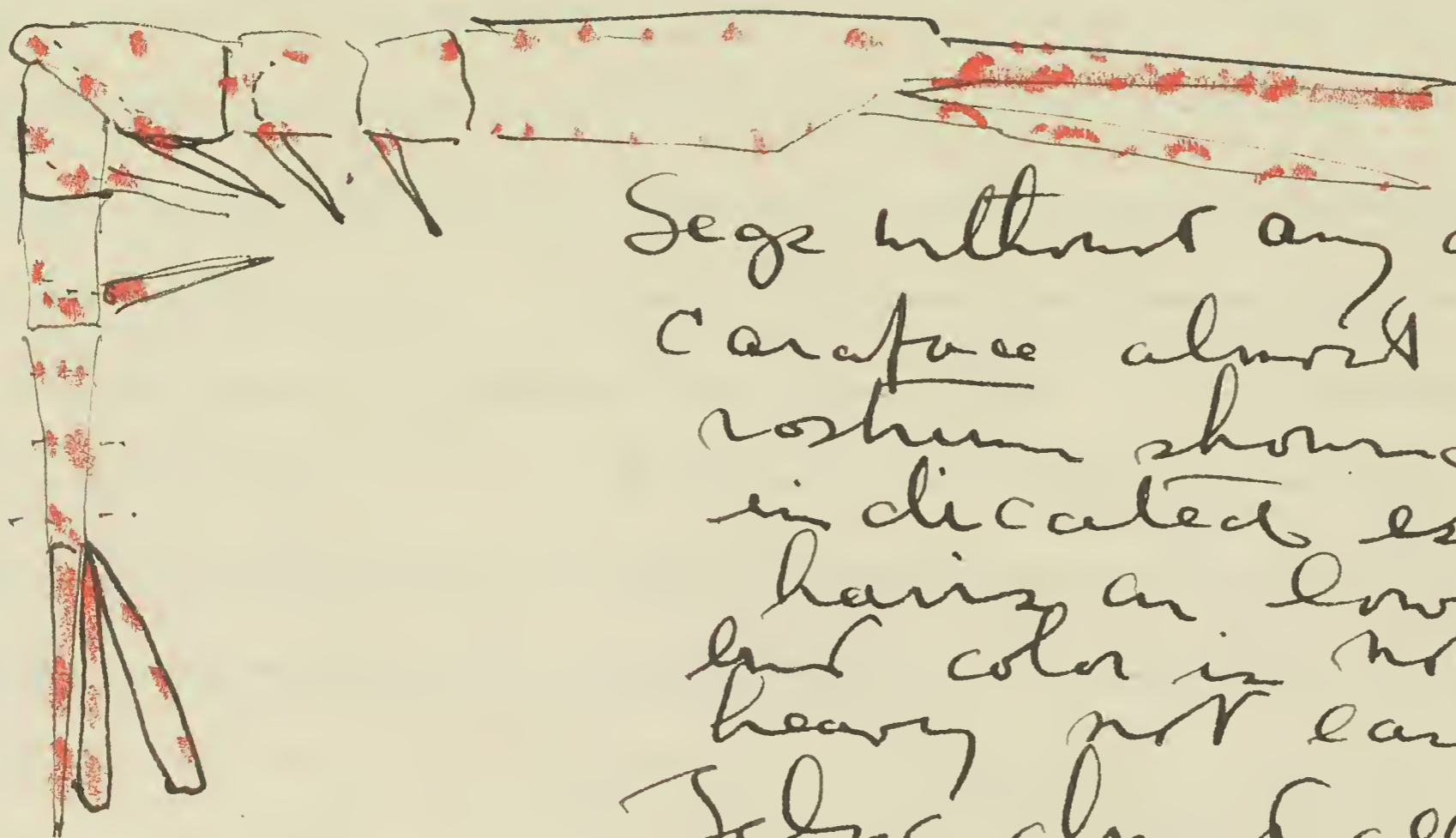
White Shoals Sta. 18

July 19-24

Soxema carolinense



Body almost colorless with branching
liver brown chromatophores arranged
as to give the appearance of striping



Segs without any color

Carapace almost white

rostrum showing color as

indicated especially

hairs on lower margin

but color is not thick and

heavy not easy to see

Color almost all color as in

inner branch of rostrum.

stripes on other segments indicated
by dotted lines.

Libanarius tricolor

Sand Key, July 18, 1924

Head white with red=scarlet vermillion
Propodei Azure x Severer Blue, with flame
scarlet fleck at base, carpus some
blue, blue color has fleck of ~~red~~

~~but it looks black on the blue~~
greenish brown, a dark gall stone
distal end of propodus, distal half of ^{yellow}
carpus suffused with, ad mens distally
with little — cyanine blue

Chelipeds ad maxillipeds almost
seal brown with possible a tinge of
greenish like olive with shaw yellow
flecks on spines (spots I guess are
really white, look yellow
however)
fingers almost ferruginous with darker
central area, also flecked with
the yellow

distal joints
of maxillipeds
dirty white

spines of eyescales
white however

Eyestalks blue like propodei with distal ring
of white just before propodei ^{it tapers to point and disappears at distal 1/3}
have a greenish yellowish line down middle which

Antennular and antennal peduncles + eye ^{the scales}
and flagella, all light, let me say transparent
ochraceous-rufous, also movable basal joint of
eye-stalks

Carapace mostly whitish; anteriorly median, central portion
behind frontal ^{white} margin, Posterior portion of carapace
white lines faintly marked purple
with helictate purple

Palaeomon tenuicornis

from algae, 3 ft. water off shore of
middle key, July 18, 1924.

General color ochraceous, tending toward
orange ochraceous, more yellow than
first, more brown than second.

thickly set everywhere with dragons
blood red spots

picked out with Chinese white spots
corneae both same white, ground
color of rostrum ^{same} white under it
ochraceous

tips of antennal scale blades white

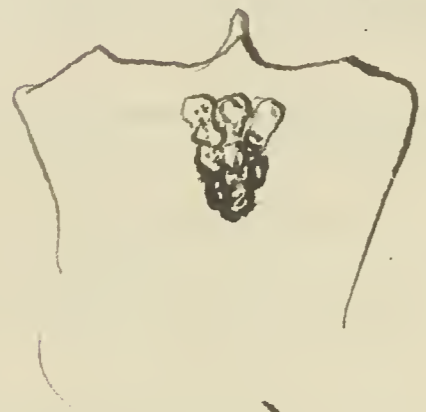
row of white dots transverse of first
abdominal somite, one on median
line at end of second, on hump of 3d;
one larger one and few speckles of white
surrounding it on middle of third

telson with 3 white dots in row, anterior
one at about middle, posterior one
not quite terminal, ends of uropods
marginated in white, inner one with spot
at middle of outer margin, ~~at~~ outer branch
with outer margin more or less whitish
with larger spot at middle of its length

Ventral third of epimera of 4, 5 + 6th somites
~~orange~~ brownish red, color of spots or darker.
Segs + chelipeds flecked with white chiefly at joints

Paguristes grayi, from Rock Sedge
below light house July 18 - 1924
Bender coll.

Color maroon conspicuously ocellated with
white; on carapace white spots are ~~or~~
~~numerous~~ numerous than maroon just
makes lines demarcating them like walls
the cells of a honey comb. The length
of the rostrum behind its base is
an inverted triangular area in which
the color has suppressed the spots, at
a distance making a ^{marked} good dark area
in which the lines between the spots
are also thicker.



Corneae slate color.

Petrolisthes sp.?

White shoals Sta # 22, July 19-1924/

Ground color faint ~~white~~ wine purple
minutely speckled ^{everywhere} with crimson
margue edged with blue pale
cerulean blue

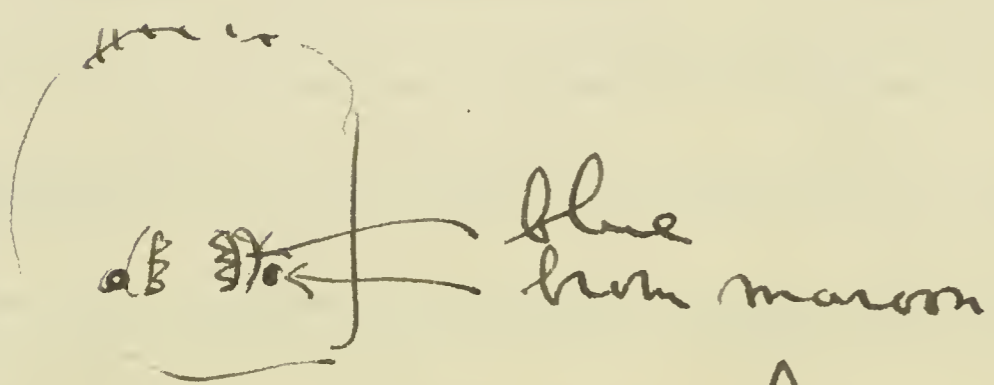
Spines of front + epibranchial spine
and row of dots, spots on anterior
margin of margue, maroon
corneae hazel

Hands more salmon colored, arms
more brown chestnut tinged

Spines and ~~on~~ carpal margins clear (white)
with flesh colored blotch at base of
each same true of marginal spines
of hand, fingers sallow red tipped


minute spines or what appears to be such
on hands + carpi maroon x chestnut

distal fifth of carpus, cerulean blue
which runs up into base of first spine



Ambulatories banded white
and carmine x coral red.

meral joints ~~more~~
a chestnut
brown.



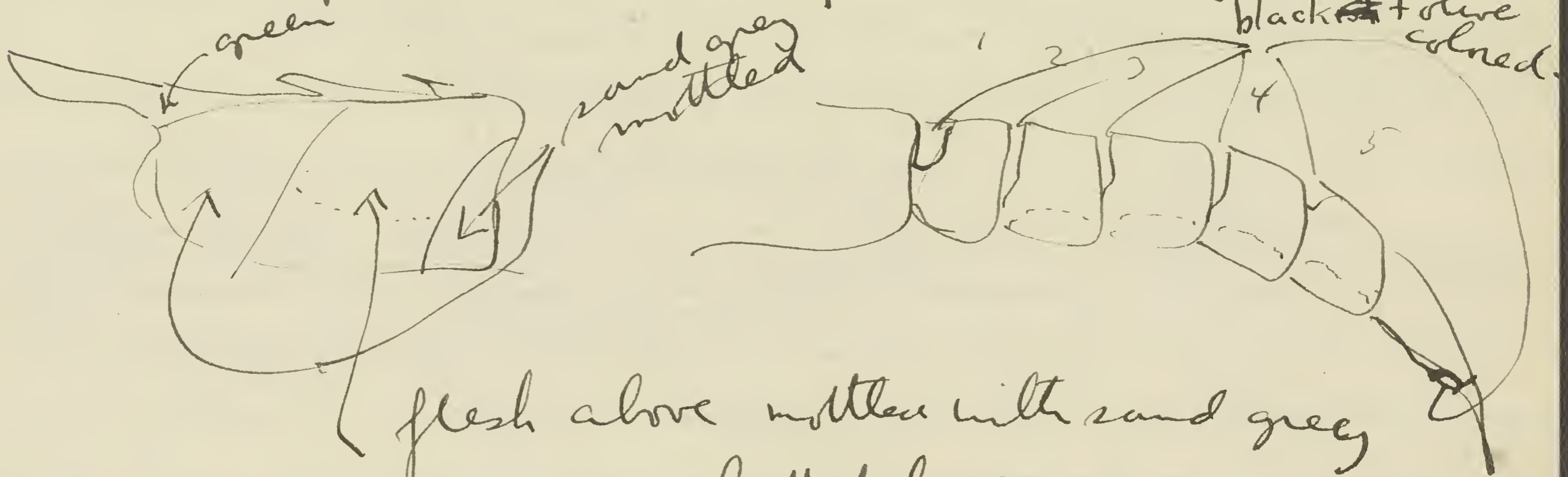
Abdomen duller than
carapace with chestnut
spots only no blue

Dicymia species

White shoals Sta # 25 July 19 - 1924.

Rostum dorsal spines only of carapace
and corneae citra yellow or
pale apple green

Antennal scale same green but spine with
white spots alternating with the green



flesh above mottled with sand grey
vinaaceous buff below

Abdominal somites and tail fan flesh
mottled with with sand grey fading
out to sand grey just before ^{ventral} margin
Eye stalks very pale flesh.

Pagurista species

White Shoals Sta # 21, July 19, 1924.

Comeae french blue perforated by black hole, oriented as figured

Eyestalks + flagella orange chrome x orange
antennae ditto whitish rufous

Posterior lateral angle of carapace
maroon ocellated with white surrounded
by darker rings +

Legs, carapace, chelipeds + abdomen

~~or submarginal~~
Chinese orange x flesh color ocellated
with dirty white

Stactyls with maroon stripe, hairs
shaw yellow

Synalpheus from

Sagee head sponge.

July 20-24

White Shoals #34

55 specimens possibly only $\frac{2}{3}$
of number in 6x6 india sponge.

Eggs salmon color, as was alimentary
tract in several, eyes black but
not jet black
body and chelipeds translucent china
or glass ~~type~~ fingers edged
or tinged with olive, or bluish or
just faintest touch of yellow.

One had a lopyrid.

Synalpheus from.

35-39

Looked more red but

= pretty red by Ridgway.

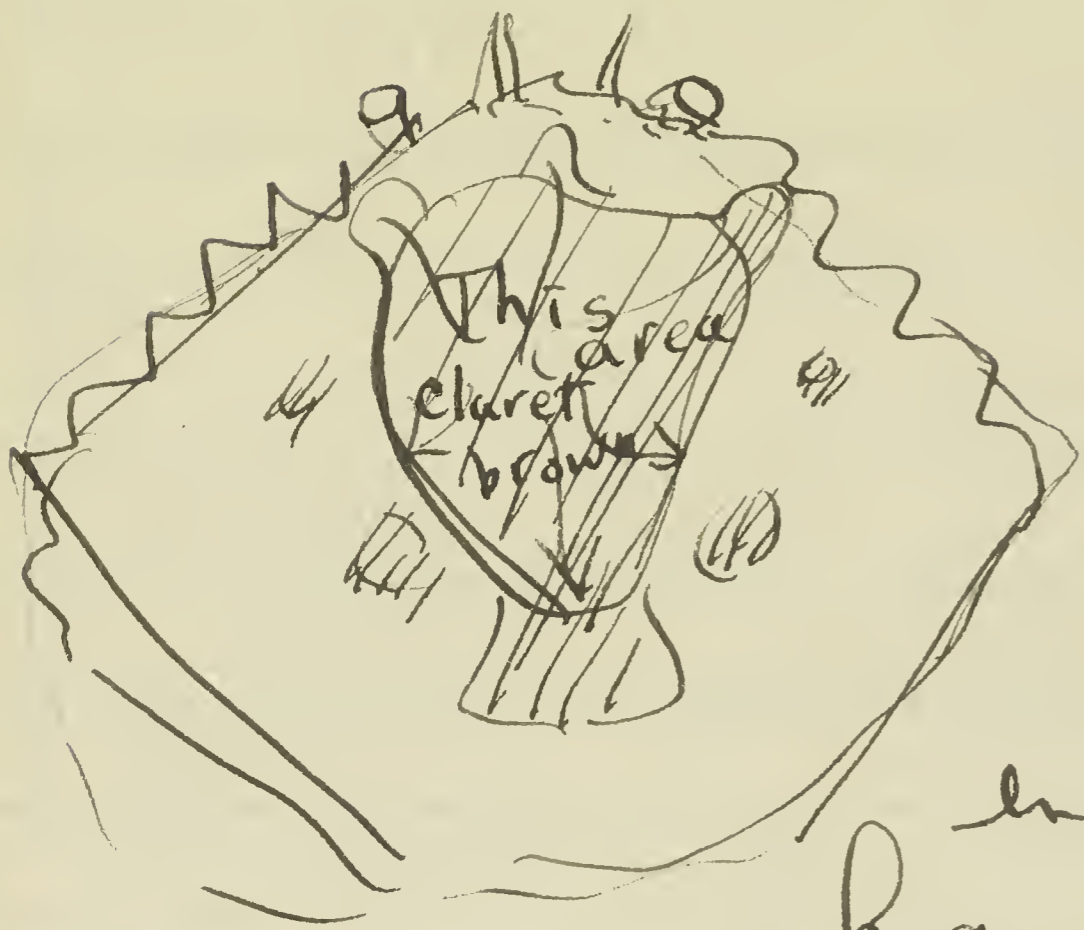
numerous times " " chromatophores
every when is that color to eye looks solid

Fort Jefferson moat

July 20 - 1924

Mithras

spinorosomus (Sands)



//// = claret brown red
 reddish yellowish fuzzy
 sort of rufous, rufous red
 mixture

Hairs real brown towards
 ends of legs.

hands lighter than shiny legs

Ridgway real brown with

cadmium ~~spines~~ orange spines, extreme
 tips of which are white

Carpus Indian purple above running
 little way upon base of spines middle
 third of spines orange chrome X Carmine

Orbital and frontal spines same color -
 Spines on claret brown areas smaller with more a rufous red
 appearance

Inner larger spines of carpus and tarsi
 mostly white with spottings, especially near
 the tip and tip vermilion

The legs are lighter and darker banded
 a dark band about the middle of femur
 and tibiae, and another at distal &
 proximal end; basal half of carpus
 only dark, proximal distal light; middle third of
 dactyl dark, half of claw beyond hairs
 beyond white distal end brown + corneous tip

M. spinosissimus July 20, 1924

Fingers of chelipeds distal fourth porcelain white, basal $\frac{3}{4}$ Raw Umber with tinge of bluish (drab gray) where it goes over into white base of movable finger and edges of manus about movable finger touched with cadmium orange.

Sternum white reddish hairs, under parts of legs as above

Fort Jefferson
July 21 - 1924

Grapsus grapsus

Carpaea finely mottled with

plumbeous or cinereous

Segs especially first to pairs just
reverse ground color cinereous or even
as light as lavender gray.

Color on body and legs an almost dark }
prune purple, carapace more like black }
Segs a deep black maroon = ^{black} better Indian purple.

Spines on dactyls of legs and distal
edges of joints as well as anterior margin
of ischium and proximal $\frac{1}{3}$ or less of
anterior margin of menis touched or
tinged with prominent orange

Hands dark pansy purple, raised line
and tubercles almost carmine

Distal $\frac{1}{3}$ of fingers white, tinged with the red.
Corneae blackish slate.

Sta. 40 July 22, 1924

I think I have color stage like the before

Alphid, brownish stippled on dorsum of abdomen + an ^{antennula} ~~anterior~~ appendage except scale, also on helipecter but not on lower outer, 2/3's eyes black under off white carapace stomach yellow like eggs = orange ochraceous

Sta. 40 July 22, Xanthid.

reflex x dragons hood red eyes black; fingers hair brown.

Sta. 40 July 22 Just little Portunids

oo = vinaceous buff. malle with darker spots of clay color. Portunus (Achelous) sebae

Sta. 39 July 22, 1924

Syrphidius, china white stippled on mesal joints like on abdominal coxites with maroon, Carapace




more grey grading into cream buff with few maroon stipples

Sta. 41 July 22 - 1924

Portunus colored much as smaller specimen from Sta 46

Portunus (Achelon) sebae

Carapace more buff pink, with highest edges touched with cinnamon



maroon purple x labae red fringes of hair on carapal spines same color as ambulatories however rest of wine purple.

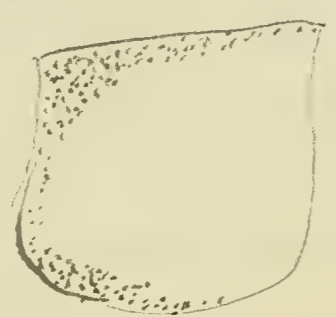
Sta. 41; July 22 - 1924

Dunys gneflax with purple carapace; legs chelipeds + under parts ~~are~~ white

Sta 41 July 22 - 1924

Smaller xanthid more or less vinaceous buff. hinder part of carapace + meral joints of legs mostly white

Sta 41 Peneids marked in reddish
 Abdominal somites all margined with reddish dots spots flesh color.



distal end of pleopod segments all of uropods, entire surface of inner branch only outer margin of telson, and entire margin but not central part of outer branch of uropods.

Sta 41 July 22-19 24

Peneidz cutd.

carapace marginally stippled rest
clearly or



blade outlined
spine only at hth

Antennae + antennular peduncle quite reddish.

legs longitudinally stippled with but one
or at most in some parts with two rows
of stipples

3d max with only a few irreg. scattered
spots

Presence on carapace is the fainter kind
of a vinaceous buff. enough though to
make carapace look darker than china
white of spine of scale + abdomen.

flagella and 1st + 2nd antennae stippled
like legs only more so. + not in a line.

Sta. 41. July 22, 1924

Malula

Carpus, meri, and upper margin of hand
faint rose purple, + eye stalks

Carapace. lavender x french grey with
higher knobs + ridges touched with
dragons blood red.

Upper half of face of hands salmon.

Distal ends of ambulatory meri, and
anterior face of carpal joints suffused
with light vinaceous cinnamon

same for upper surface of carpal spines
except larger is white for distal fourth.

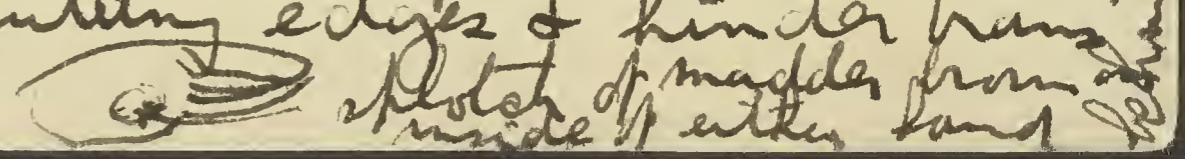
Under parts china white as is



posterior region indicated, of
carapace posterior spine and
central area of epimeron

Sta. 41 July 22, 1924 { under parts white faintly
tinged with blue buff


Gonopod stippled with orange vermillion
on higher parts of ant. half of carapace, more
strongly so on upper surface of carpus, ^{cheliped} upper anterior
margin of merus of cheliped and palm 1/3 down on inner
face + 3/4 down on outer face, very lightly, (salmon) as
distal ends of meri of legs + on ^{hinder} surface of carpi +
less on propodi. Tingers Bay, on tips cutting edges + hinder trans.
verse margin of dactyl = madder brown



Behind base of fixed fingers

Station 43 July 22, 1924.
Pisoma,

Chelipeds and carapace marked
with Brick red and white



tips of fingers white

carapaces variously marked

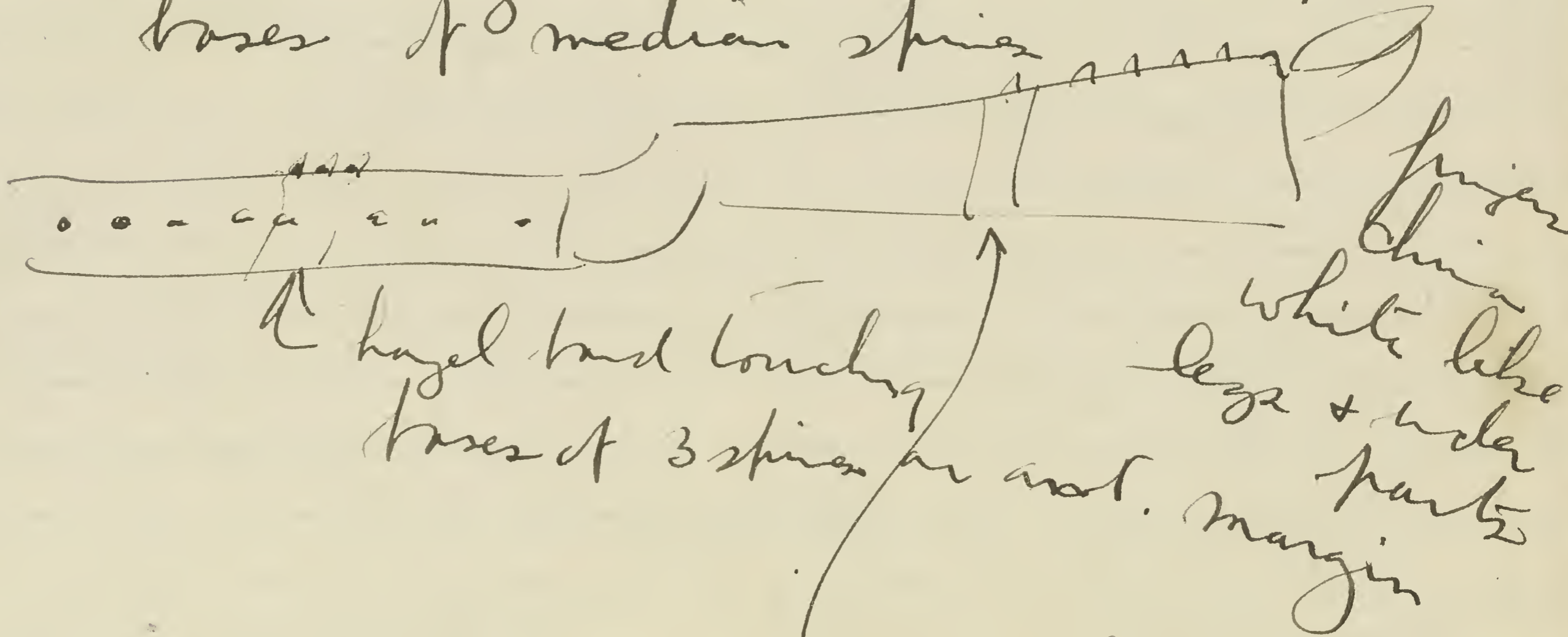
Segs & abdomen + under parts
orange rufous dactyls and ephe
distal end of protodia white

Station 43 July 22, 1924

Parthenope

Carapace ~~is~~ buff pink, with ^{fine} hazel stippling on higher parts and especially along orbital margin

Upper surfaces of chelipeds minaceous buff suffused along median line of manus and with hazel with darker hazel spots at and up on bases of median spines



hazel band touching bases of 3 spines on ant. margin


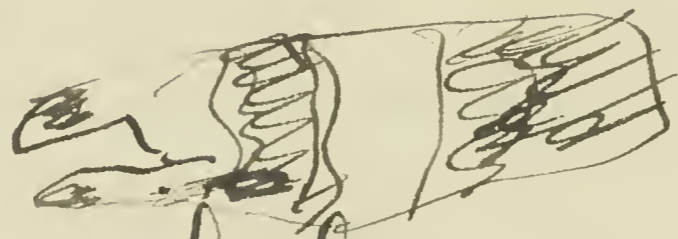
pure white band involving 5th spine of anterior margin and one white dot on post. margin

China white like legs + under parts

Sta. 44 July 22, 1924

Crangon, spotted a stippled splotted
abdomen spots splotted with puffy red
canopuce + chelae with coral red.

all faint
as animal is
nearly all white
just stippled with fine dots of color.
3 spec. of this



Eggs cadmium yellow


three blue legged Crangons as from
tide pools bird key reef

on Sicyonia with green rust, as
previously color noted. 2 spec

1 white Squilla ciliata? with few
faint grey markings on spinera



Senecid + gonoplutidae

Heterocrypta tiny spec part "Bay" color



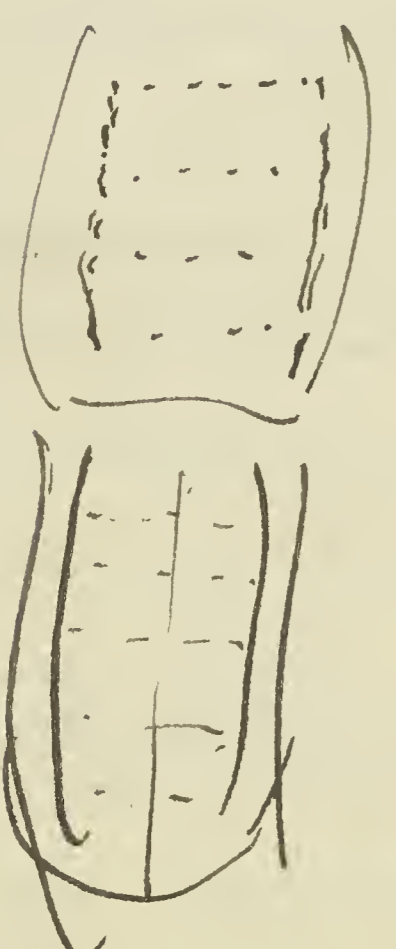
Two synalpheids from red sponge
Cadian yellow, inner parts of pycno, shell
lighter + transparent legs white + ~~small black~~
large chela yellow fingers + distal end of palm
marked with cadmium orange

Sta. 44 July 22-1924
Stenopus



Sta 44 July 22, 1924

Song armed *muscida*, white tinged with faintest verdigris green, legs white with few faint touches Chinese orange



Carapace with two longitudinal lines & same abdomen with three vertical spine same distal ends of joints & chelipeds same & fingers "

eggs verdigris green
 2 spgs.
 on white out chelae.

Sta 44 July 22, 1924 short armed *muscida* carapace red & madder brown, antennules & antennae, maxillae yellow, dactyls & distal end of propode of walking legs lemon yellow with half of propode following is maroon.

Sta. 44 July 22-24

Wadse Xanthid *Lobopilumnus*

Alve sand ^{filled} gray pile granules + knots
one ochraceous rufous x madder brown
inner sides of meral joints of legs and
chelipeds smooth and much white with
whitish spots.

~~Xanthid~~ variegated Hazel + rufous
Patunil *Cronius tumidulus*

Sta. 44 July 22, '24.

Mithrax (*Mithraculus*)
Mithrax unicolor buff = smaller
ochraceous rufous = larger ^{eggs purple}

Microphrys
Cleanest spider = Saturn red x orange chame
Suggest dirty one = brick red
smaller, chelipeds orange ochraceous.

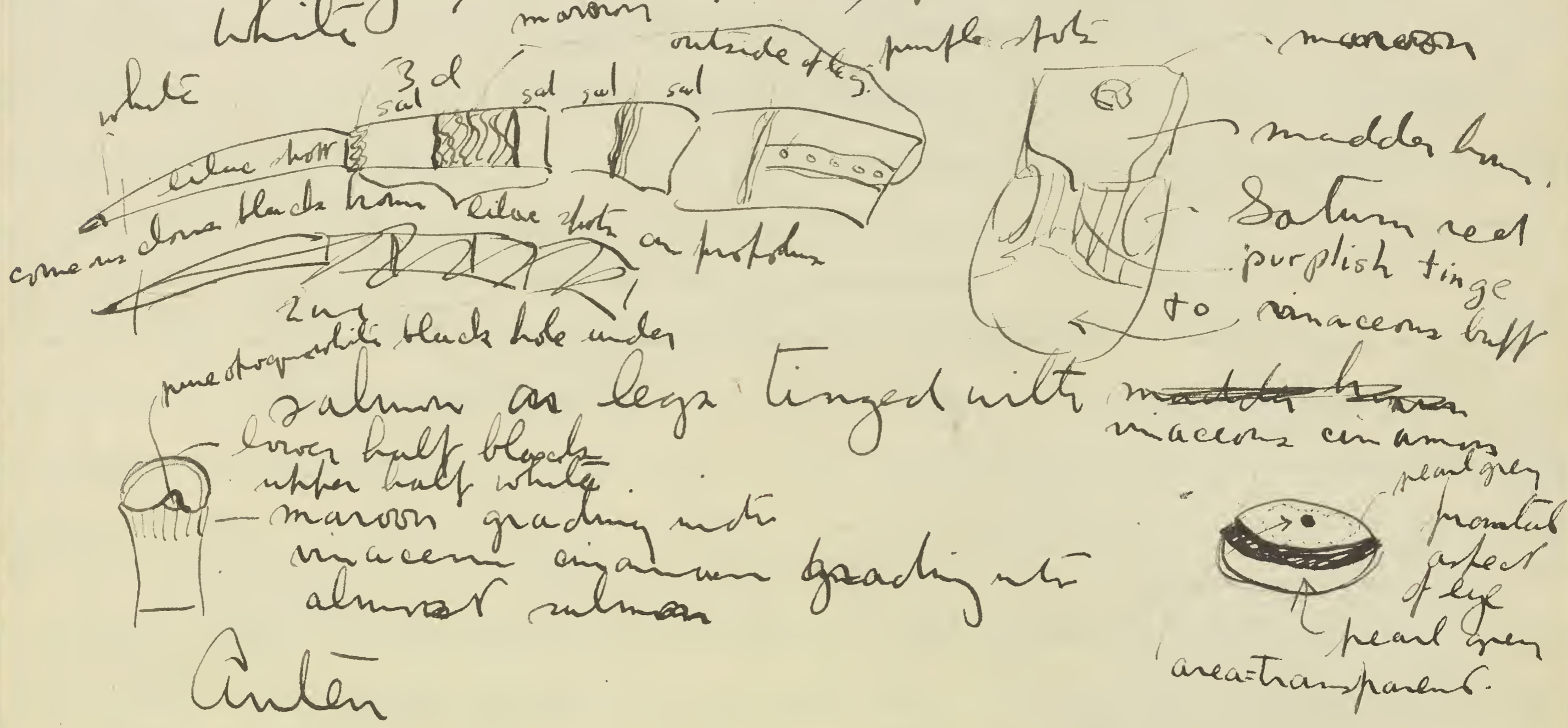
Singers at middle of length
tinged with lilac

Dardanus Petrochirus

Sta 44, July 22-1924

ground color between spines = net
 a reticulating lines of crimson
 forming line around each granule or spine
 between grounds except on fingers of
 chelipeds and dactyls of legs hidden by
 Chinese orange & salmon color patch
 pubescence granules (or spines) themselves
 mauve & lilac. except on distal fourth of
 movable finger and all of immovable one
 and inner lower fourth of carpus & nerves
 of chelipeds and near extreme tips of
 dactyls, where spines, granules or circles are
 white

inner
 aspect
 just
 reverse
 on outer



Sta. 46. July 23 - 1924

Portunus (Achelous) sebae

One small, sand grey - clay colored mottled carapace. General cast of carapace cream buff & pinkish buff.

Proximal side of each spine of merus with crimson spot. + crimson line paralleling posterior white ridge

} inside of hand not colored as in specimens from Sta 41

July 22 - 1924



fingers marked inside with crimson carpus has spot of crimson at articulation

on outside of fingers spots as clay color

color in corresponding

back of spine crimson spot.

fringe of hairs on carpal spine bet. crimson + pomegranate purple.

carpal spine has a longitudinal patch of color on posterior surface which appears in a clay colored one as though color showed through

crimson spots where last legs articulate



where crimson stripes occur on the paddles

Corneae mottled white and cinnamon, mostly white

crimson color on first ambulatory on second and

Under parts white



little less on 1st & 2nd

Sta 49 July 23-1924

Canary yellow, alpheid, from Pholad
brings on coral or yellow sponge on coral
lit of which was saved.

minutely speckled with fine points & flaps
dots or maybe red ones which look black.

Abdomen with three narrow longitudinal white
lines one median, other lateral, one each side,
about half way up the side ending on antenna
half of sixth somite, and running distinctly
 $\frac{1}{4}$ way on carapace, but quite indistinct
on antenna $\frac{3}{4}$ median stripe does not
run onto carapace.

Eyes black, antennae, antennal peduncles, and
hands without black specks

Antennal flagella = suffused yellow & orange
buff. (as rest of brownish yellow)
cerata maybe


Fingers of larger hand & distal margin of
palm tinged with flesh color
Slits of smaller more a gull stone yellow.

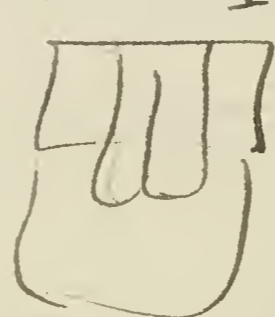
Small crab in vial with shrinks noted on
label.

Sta 49 July 23, 1924

Upogehia on Rholad lichen coral head
some of shells served

largest one with eggs; eggs cadmium yellow &
seems to be alimentary tract in abdomen above
then few tiny carmine speckles on surface
carapace ^{very} slightly tinged with sea green.
fingers of chelae and distal ends of palps
faintly flesh tinted

Smaller ~~one~~ without eggs carapace tinged
with lavender, large ~~with~~ with galls true yellow
anterior portion tinged reddish by ~~pink~~ red
speckles arranged as shown 

yellow runs back in first two segments
of abdomen  like liver lobes or similar
color is inside

One little red alpheid like those in
loggia bed sponges

Pacellana already colored ^{noted} like n. sp.?

Little tiny galatheid with ferruginous eyes
and red & speckled white body. Crinoid?
maybe speckles on legs + chelipeds arranged
somewhat as to form bands of color


Alphaid

Sta. 51, July 23-1924


ground color transparent olive yellow
dorsely beset with vermillion spots, legs ditto
"tail fan"
cornea indigo (but black) blue

Antennules, antennae + spine of scoli but not
blade ~~an~~ fous, blade transparent white

Large chela marked with hazel, white,
& black live brown, small chela hazel



hazel spotted with white
fingers white tinged with flesh:
rest white with tinged or
muddied with hazel





white suffusions of haze
brown outside of large
hand

Soggerhead Station, 15, 16, 17, Ambled
July 24, 1924

Synalpheus from Tubular sponge
general ground color of shell.

whitish palest pale blue x milt blue
with red spots all over except behind eyes

eyes ^{color}   add rest of carapace + abdomen
spotted

Antennal + Antennular peduncles, scales etc.
+ rostr + ocular hoods not spotted

antennal flagella carmine, + longer free antennular
flagellum ditto, fused part of both
and shorter antennular flagellum blue.

basal part of antennal flagellum though
partly red has pale ~~to~~ blue running up
into it for a portion as long as the fused
antennular flagellum.

Inner webs behind unspotted ocular areas
pale green

Joints of legs spotted on both sides, meri
only on upper margin

Tail fan like body

distal end of hand + fingers
of transparent blue chelae tinged with
yellow brown (raw sienna x gallstone yellow)

Soyger head stations # 18 + 19 } July 24
1924

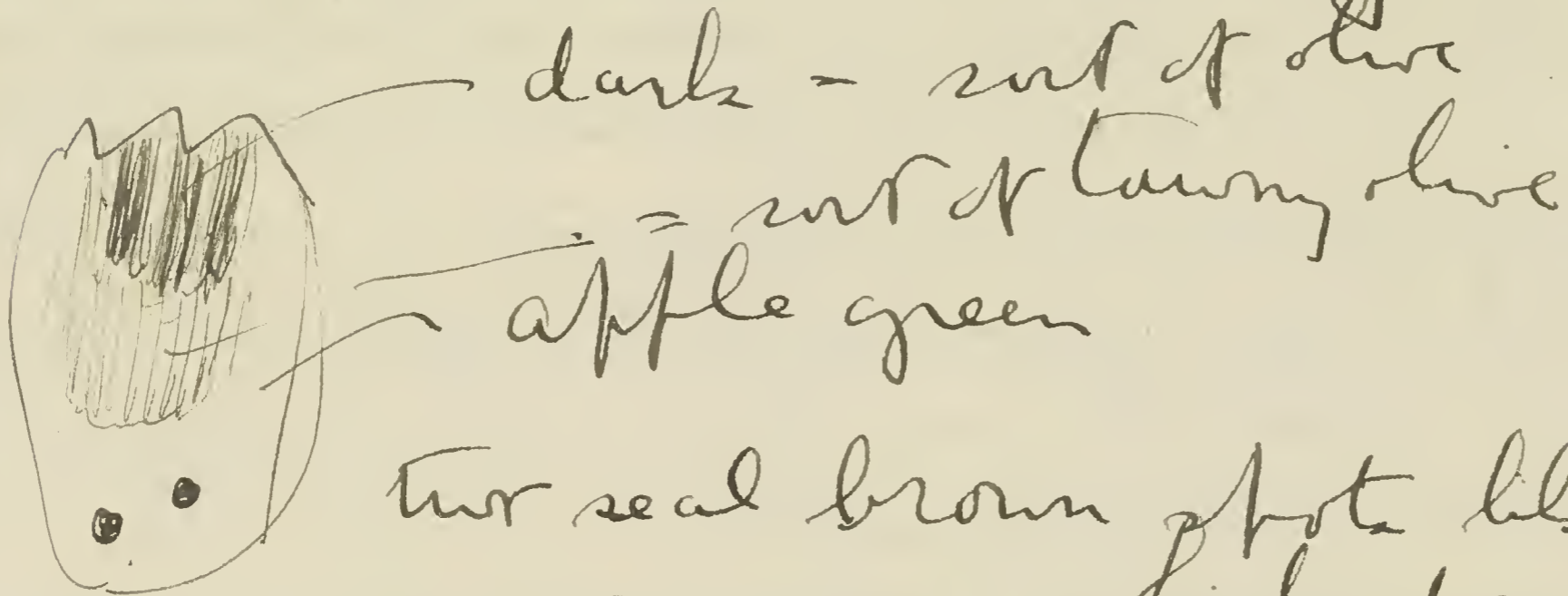
Green synalpheus juv # 19

Legs, small cheliped, and antennal & antennular peduncles grass green

Carapace + abdomen apple green

Eggs galls tone yellow

Large chela missing



dark - rest of shell

= rest of tawny shell

apple green

two real brown spots like misplaced corneae, which do not show in proper place


crabs coral sand grey

Panulirus from dock ^{piles} July 24, 1924/

between Vandyke + dove brown

tail fan above with Verdite blue

Abdomen with a median stripe of dark
even dark over the brown



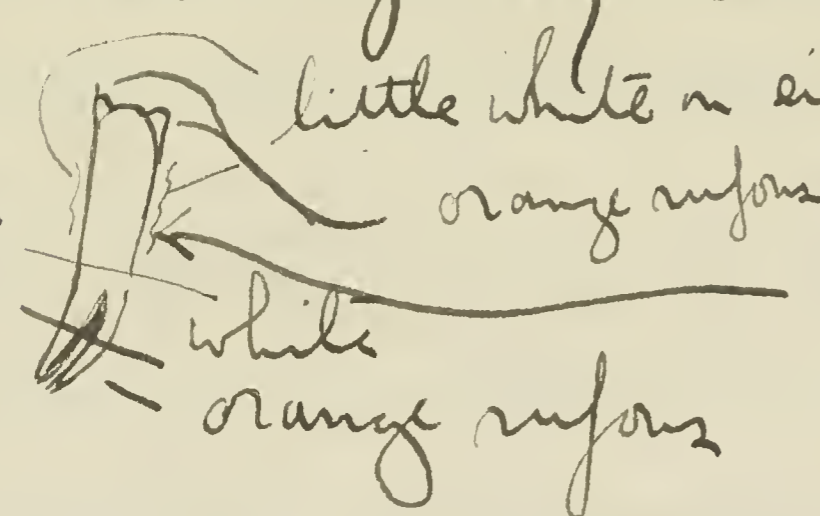
3 specimens of carapace spotted with
white

legs banded light + dark (Vd. x dove) brown.
^{near white}

From Fort Jefferson pier at entrance ^{and near}
 outside July 25, 1924.

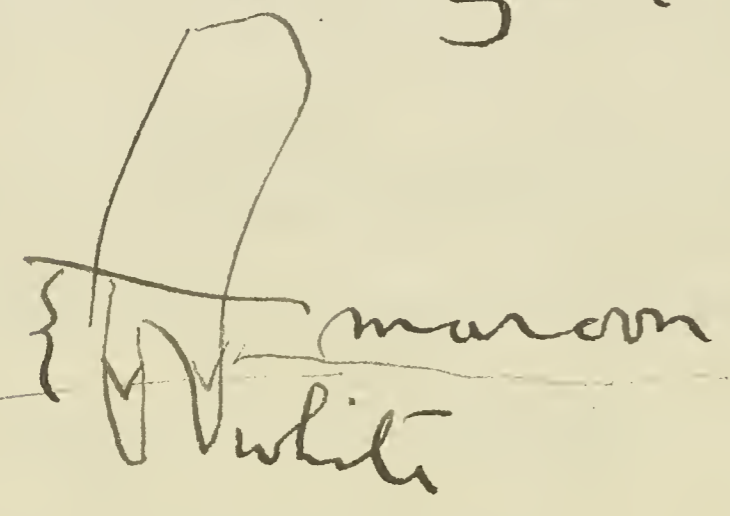
Several grass green hutchings small ^{grass green}
 at ant. half of ^{carapace}
^{protein 1/2 grayish like legs.}

One triangular spider 1/2 inch long, epineural
 portions of carapace maroon upper body
 sand gray due to growths on it.

Bands =  noses x ~~dark~~ chocolate mottled.

5 squallus ^{one} sand gray } all white ^{with}
^{one} fronts brown } markings
^{two} sage green } + some black
^{one} olive green } spots.

1 larger spider maroon purple + wine purple
 Palms almost Indian purple, ~~run~~
 running or turning into maroon on fingers

 maroon ✓ with edging of carmine just
 before white tips

1 ditto tricolor.

From ^{near} beside Pier at Fort Jefferson
entrance ^{outside} July 25, 1924

2. *Crangon armillatus* ~~not~~ already collected.
distal half of fingers of smaller chela orange
large head marked with Verditer blue.

Crangon spec. general ground color not
of pale sage green with white line where
each abd. somite folds under preceding
green thickly spotted with red spots confined
to tiny red specks (crimson?)

This being only color color on legs
Sage chela mottled on inner upper surface
with galls true yellow and greenish white
upper margin + movable finger color is
orange ochraceous, outside of hand white
Corneae transparent hair brown. antennae +
antennular peduncles like body flagellae color
Carapace is darker + has sort of apple
green tinge, stomach an olive colored lump.

Three little Synalpheids only one has both claws
abdomen + claws seem pinkish carapace because
of included organs apple green ^{my} ^{overlapping} apple green
body slightly opalescent white with ^{my} ^{overlapping} ^{apple green} ^{crimson}
or madder brown spots

July 25-1924
Palaeomon tenuicornis from gulf weed

by pier saw sienna x ochre yellow
with lilac grey white spots, and numerous
dragons, blood red x burnt sienna red
spots chromatophores variously aggregated
the smaller of five specimens has the
so multiplied laterally as to form a
shute, from base of antennal spine under
eye to base of outer uropod.

Other two small ones have each side
of abdomen red brown on side of thirdomite
on side of fourth, nearly all of fifth above
& below except for a little ~~dark~~ dorsal median
area, whole of sixth & tail fan
The brown when thus aggregated looks
chestnut.

Occasional small specimens are all
chestnut & as dark as to be almost Bay.
The legs of large & small specimens
are virtually colorless with few opaque
white spots.

From floating gulf weed July 25, 1924/
Portunids
mottled with mummy brown, raw umber
white and olive + tawny olive.
legs lighter in some specimens in others
olive with white spottings.

Fat Jefferson moat From Halimeda

July 25 - 1924

numerous small colorless shrinks
brown or greenish spotted with
faint chromium green
Saint bistre were dead when flushed
and in laboratory

possibly olive buff in color
any number almost can be washed from bunches at Halimeda

Two in separate tiny vial one transparent
in life both with opaque white spots or rather
~~spots~~ scattered over the body, especially aggregated
over alimentary tract on carapace on eye stalks and
antennular peduncles, a few on antennal scales
the one is clear as glass but for white spots
which more or less (alone in a dish) reveal its
presence, under a glass the frontal region
except rostrum, and Dant. 1 + 2 appendages and
stomach region is faintly tinged with merest
touches of panot green; a few widely scattered olive
green chromatophores on abdominal epimera.
legs transparent with few white spots along them.

The other is similar except on carapace there are a
few faintly olive green chromatophores and on the abdomen
a few olive ones, but enough in each case to give
the animal quite a dark appearance though it
can still be seen to be more transparent than otherwise
eggs of this specimen ~~are~~ colored faint greenish
brown like body especially abdomen not noticeable
in life

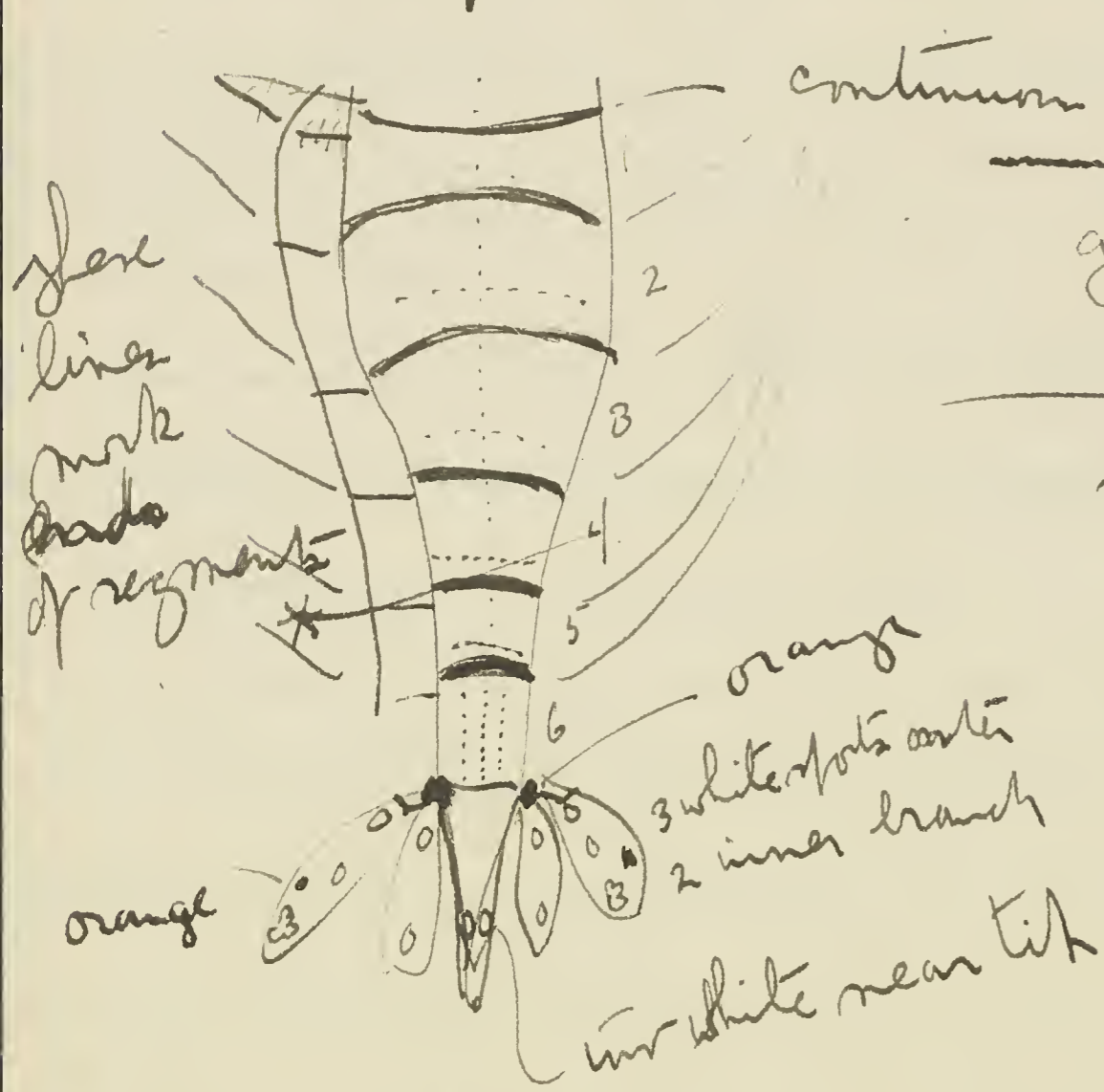
from Hypnea

Fort Jefferson moat, July 25, 1924.

Amphipod, more or less $\frac{1}{2}$ apple green with
tinge of oil green anteriorly and dorsally
epimera ~~are~~ and legs nearly colorless
spotted with opaque white and olive.
antennae maybe oil green spotted with white

Fort Jefferson moat from Hypnea July 25, 1925

Palaeomon transparent except for a few
opaque white spots and Proura brown lines



continuous lines in back of brown

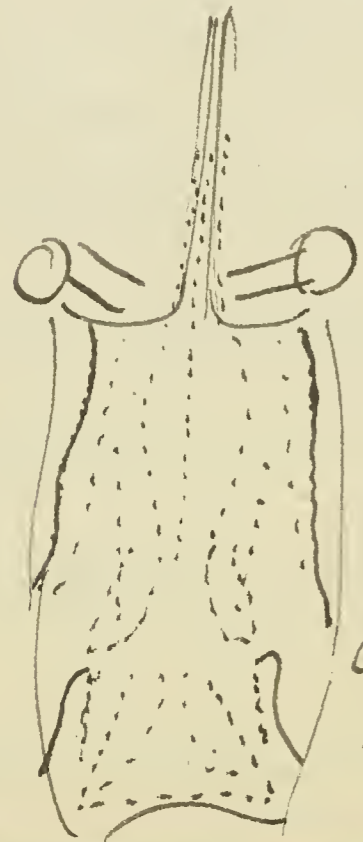
— look like the continuous row of large dots

get thicker + darker as they run down across

— color is just before colorless + almost invisible joints, dotted lines of

color only across middle third

of dorsum of rostrum in part of heavy lines.




Carapace lined and spotted with brown much as shown

legs transparent with orange spot at end of each joint except Propoda and dactylus second legs have a spot at base of rami bet. fingers. First legs without any color. antennular peduncle with several white spots, & also thick part of united flagella. antennal peduncle with one white spot at end of peduncle

Fort Jefferson moat from Hypnea.

Palaeon 1 July 25 cold

Blade of antenal scale with row of
white with tinge of lemon yellow spots down middle




cornmeal at olive buff partly
transparent. ~~eggs~~ eggs faint green.

on dry table ~~grave~~ grave three
inches high box 3 inches to side.

Pilodius anisodan (von Martens)

Bird Key reef July 26, 1924

Variably mottled with Parrot and Bice green with narrow median stripe on anterior half and much wider stripe on area.  so wide on posterior half of carapace of white (sea) green.

Legs banded with parrot grading in to bice on edges of bands and white speckled with bice green.

Over carapace and especially on posterior and posterior lateral regions are numerous white spots, even over median sea green area. spots are not wholly white but with little greenish tinge.

Under parts mostly white speck on chromium green ground

Hands chromium green with malachite green marbling on upper margin, cutting edges and extreme tips of fingers white; some white spots near proximally angles of upper surface of palm.

Bird Key reef July 26-1924

Septodius floridanus (Gibbes).

General color sort of a pea-sage green
with scattering of Bay (brown) specks

Under parts live buff x buff.

Fingers rich black, ^{extreme} tips of teeth and margins of
cutting edges of tips of fingers white

Hairs sage green

Upper margins ~~head~~ ^{hands} hinder surfaces of legs
speckled + mottled with specks of maybe dove brownish.

Frontal region between eyes and hollows of anterior lateral
surface and distal inner hollows of carpus, with
suffusion of rose purple as though over grown by
a purple millipore

Outer upper half of hands, and inner upper half + upper
margin of chelipeds, more heavily mottled with
the dove brown x live than legs. distal portion
of palm, near base of sinus between fingers

with a faint ~~suggestion~~ suggestion of tinge of rufous yellow
Unmottled inner portion of hand, almost white

Corneal cinnamon rufous a Chinese orange.

Bird Key Reef, July 26, 1924

Erithia gonagra (Fabricius)

Whole animal strongly tinged with Naples &
Olive yellow, especially insides of legs &
Chelipeds, hinder part of carapace &
~~under parts~~

Higher parts and nodulesth of anterior part of carapace
touched with Olive green & olive.

Grooves & lower parts of ant. part, carapace
plumbeous,

Middle third of nodules on ant. lateral portions of
carapace Naples yellow

Nodules on upper surface of carpus and upper
and upper $\frac{2}{3}$ of outer surface of hands, on
top and distal part of sides. Olive & Olive green
Those of lower $\frac{2}{3}$ of outer face Naples yellow
Under parts Drench grey, between nodules on hand
and carpus lilac grey.

Three nodules on distal margin of carpus Naples yellow.

Abd. distal half of abdominal somites whitish, proximal
half dull Naples yellow.

Fingers rich chocolate, large basal tooth of
movable finger & basal two of fixed finger of larger
hand, distal half white

Legs speckled in transverse bands with olive & olive green.
Cornea olive green & olive.

Microphrys bicornutus (Latreille)

Mithrax coryphe (Herbst)

Mithrax ~~sculptus~~ ^{sculptus} ~~sculptus~~ (Lamarck)

Mithrax pilosus Rathbun

Mithrax spinosissimus (Lamarck)

Macrocoeloma trispinosum (Latreille)

Leptopisa setirostris Stimpson

Podochela riisei Stimpson

Pitho anisodon (von Martens)

Thoe puella Stimpson

Cymopolia sica (Milne Edwards)

July 27, 1924 washed from sea
weed from Jefferson moat.

Sarge Xanthid = Leptodius floridanus

General color of carapace

extra-
two interorbital
teeth plumbeous

mouse gray x smoke gray

Hands & carpi cinereous with touches or
tinge of wine purple between ~~base~~ carpal
spine and propodal articulation, also on inner
~~aspect~~ aspect of hand near dorsal
margin // legs dirty maize yellow plumbeous
tinged dorsal surface of propodus proximally
all of capus, both sides & top did distal upper
margin of menis olive ~~marked~~ suffused with
tinge of wine purplish ~~hand~~ legs dirty maize
yellow brand gray. Cornae color of carapace
under parts whitish.

July 27, 1924 washed from sea weed from Jefferson
moat

General color apple x oil green with banding
of amphiteres oil green marking posterior margins
every-where with fine Chinese character like markings
of whitish greenish grey especially in bands across
carapace, posterior margins of abdominal somites
and tail fan; legs & eyes with unmixed apple green
inner branches of tail fan & distal moiety of outer

cont'd

Oseus squilla July 27, 1924, from sea
weed from Fort Jefferson moat.

branch oil green

Hairs of outer margin of outer branch of
tail fan saturn red. other hairs of tail
fan practically colorless with maybe the
faintest flesh tinge

Corneae white spotted on outer transparent shell



inner core has coral red specks on
chinese orange ground with two ~~two~~ seal
brown stripes on longest side of core.



Slender protruding spines
white + green



alternately
cyan green splotches on
proximal end of telson
color deepest anteriorly
fading out posteriorly
on splotch.

From rocks east side Logger Head Key

July 27, 1924.

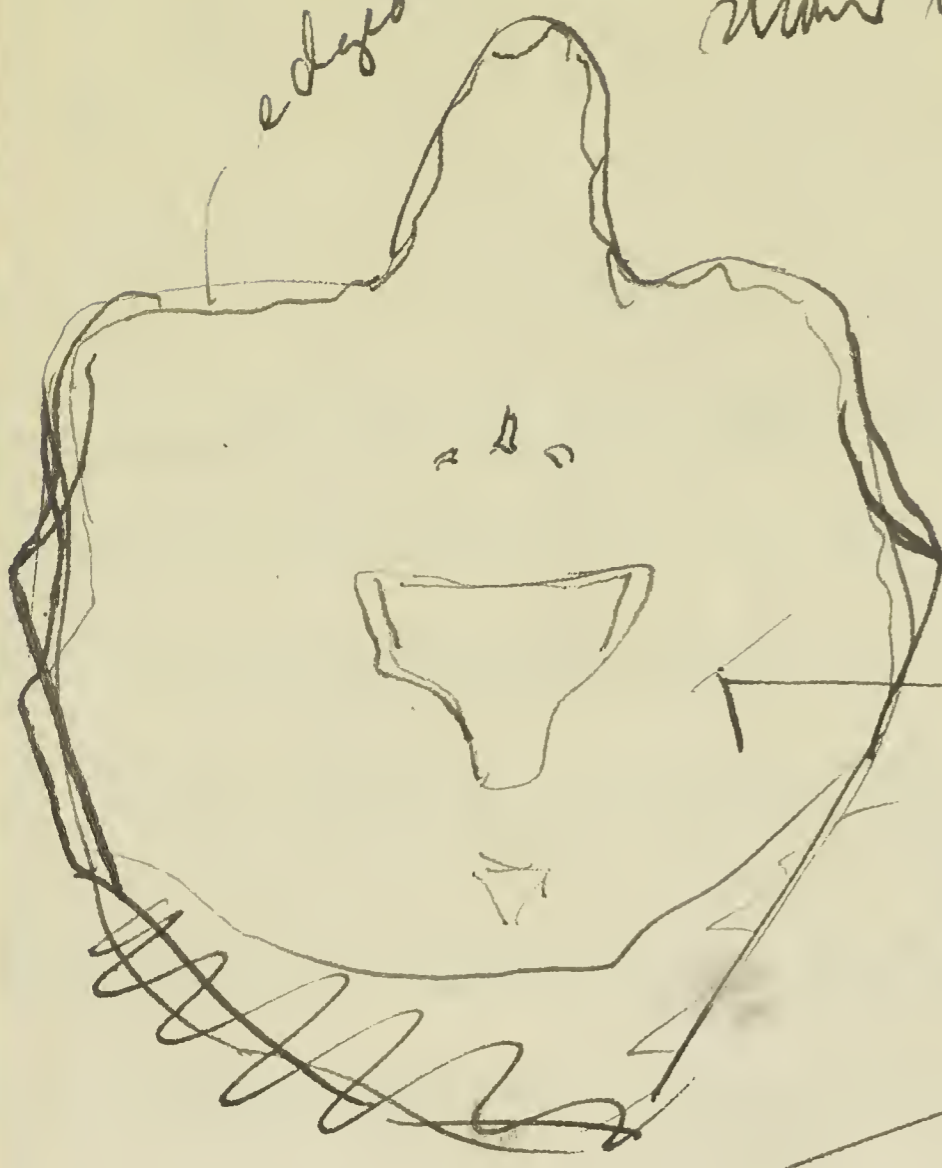
Three Xanthids

Largest & smallest colored as
Gloridamus noted for Bird Key reef
July 26

Middle sized one grayish with more bluish
markings on higher parts of carapace.
(a blue black & dark marine blue?)

Pilth as collected July 26-24

edged with palest
straw yellow Epialtus




July 27, 1924
 near rock
 East side Soggy Head Key.
 - yellow only from this lobe forward
 rest of upper surface olive
 prongs brown.

pretty happy on back would stay
 as long as I ever watched him
 had thought him dead several
 times right side up had difficulty
 seeing upper surface due to tilting
 habit $\approx 45^\circ$ some
 degree


Spent most of time lying on back as though dead
 or hanging to under side of rocks or to angle
 side by hingel legs + tilted back.

Legs all mostly prongs brown except all
 but proximal half of merus of 2 left
 ambulatory and all but merus of
 2 right ambulatory which are sort of an
 olive yellow

next to last on both sides
 and 2nd ambulatory
 on right




merus yellow except cross hatched




= hind legs
 both sides

= prongs brown
 brown spot on yellow dactyl
 yellow at distal end



yellow bands at articulations




chelipeds
 underside
 pretty much
 same above

drab prongs
 corneas striped
 eye stalks yellow
 distal half of joint before yellow flagella
 that distal $\frac{1}{2}$ = prongs brown
 Antennular flagella yellow except
 distal half of joint before yellow flagella
 little olive

Abdomen
 drab
 under parts of
 frontal region
 olive yellow
 speckled with a
 little olive

Synalpheus July 27, 1924 Loggerhead
Carminio speckled body, pale blue chela
Rtis east side.
adv legs. Apple green fingers + distal margin
of hand.

specimen without large chela similar
Carapace tinged with apple green.
eggs pale green, abdomen faint
bluish, of course red carmine spots
over all
legs pale transparent blue, one ventral
half dorsal half both red. Red
chela same.  the

several Crangon formosa

4 Crangon with lighter sea green
or darker olive x olive green body
finely speckled with wine purple
large chela whitish irregularly marked with
chromium green in case of lighter specimens (3)
and olive x olive green in case of single dark
spec. which is possibly also the largest.
Darker one did not bore claw in alcohol.

Cranium large with speckled claw
July 27, 1924 east side
Doyy's head rocks

Body of largest ~~seems~~ wine purple ground closely
speckled, galls tone or gamboge yellow
two others more a galls tone yellow ground
speckled with olive green carry ^{white} wine
purple specks in turn.

Legs pale wine purple or pale madder
brown

Antennal + antennular peduncles like body.
scales too

Plumella pea green.

Stomach region of carapace tinged with apple
green.

Chela general orange rufous cast, galls tone
yellow of olive cast ^{posteriorly} speckled with
white showing faintest trace of milk blue.

~~finger tips of large chela pale flesh~~
~~Use legs of second pair with articulated carpus~~
~~to feel + work over the back around eyes + rostr etc. +~~
~~over the other legs, cleaning~~

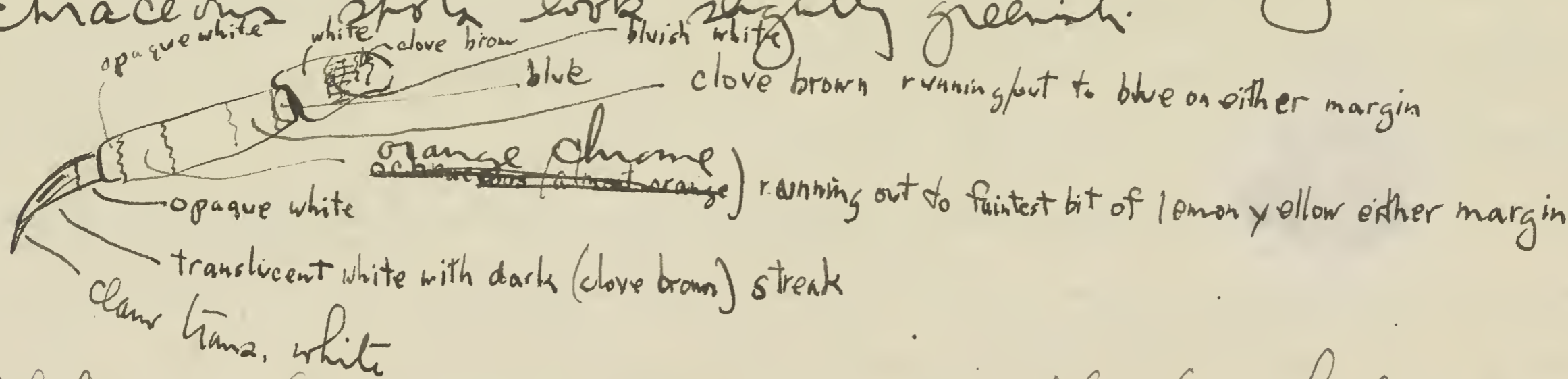
One armillature, cross banded with
pale green in little with ^{one} ~~Synalphe~~

* What about phrimps that can see need of such an
don't have such jointed appendage in otherwise
legs? Palaemonidae many are fresh ~~and~~ stiff legged animals
water what about postonids though

Petrolisthes, Black + white
 rocks east side Sonny's head Bay
 — July 27, 1924 —

Whitish, carapace with clove brown spots, black to naked eye with intermediate spots of ochraceous, which also tinges median third^(1/2) of carapace transversely.

Hands, arms, and mesal joints of legs and frontal region, (anterior fourth of carapace, also spotted with clove brown but with bluish ^{Torquise} tinge which makes ochraceous spots look slightly greenish.



Abdomen like carapace only more black + white
 Last two joints of maxilliped orange chrome, also flagella of antennules, antennula peduncle pale transparent sage green
 third joint of maxilliped from distal end whitish like carapace but with several clove brown stripes on ~~distal end~~ upper dorsal margin when extended

5th pair of legs, is unfolded and used to brush the others off.

Maybe galathea, if so whitish color phase have both specialties a purplish one, and the black + white ones.

Bird Key Reef July 28, 1924
Two Xanthids color noted tied together

larger one
grey
corneae grey



shaded =
ferruginous
unshaded sand
grey.

legs grey speckled and mottled with olive
fingers dove brown
black (claw horn?) areolated lines

smaller grey with few markings of
real brown

legs as in larger
corneae ferruginous



fingers dove brown.

Bird Key Reef. July 28, 1924
Portunid

Carapace mottled grey

Carapace
grey white

Bice green, fea green, oil green
olive buff, tawny olive & drab.
general cast bice green with tawny
olive markings anteriorly in center
some slight suggestion of gull stone
yellow

Legs translucent fea green, speckled with bice
dactyls of ambulatories; ~~dark~~ pale
blue, for little more than proximal
half. distally vermillion



vermillion
white
bice green


pale blue with black speck.



paddle with little touch of row of ^{crimson} ~~black~~
spots along outer margin forming a little
aggregation of specks at tip.

green of habit
iridescent
flesh
white
bluish white
faint crimson

Cheliped more bice grey + fea green mottled
femur predominating



crimson green
bright blue head (pale blue)
pale flesh mostly dark (marino blue)

July ²⁸ ~~two~~ - 1924 collecting on rocks on
east side of Soggyhead Key


On Portunid must have been washed from
several bunches of seaweed brought in
not noticed till stuff was emptied in lab

Carapace eyes + eyestalks, rest of a carapace
grey = more or less of cream color mottled
with some drab, + little olive buff + clay color.
with few scattered in groups of 3 or 4 tiny specks of

~~Cinnamon~~ ^{reiform}

Teeth of anterior-lateral margin except two next to eye with small
spot or stain of cinnamon ^{reiform} on upper surface of anterior


Stingers + legs ^{margin near tip of spine}
marked with brick red x carmine



plotch of heliotrope purple + grey white mixed, specks of each.
look bluish (purplish) to naked eye.
^{red stain}
^{post. part of ridge}



first + second segments of abdomen with
5 red blotches.



red color as indicated
with some lighter markings
of same.



After being kept all night
+ put in finger bowl next
morning ♀ shed all her eggs.


Other legs Eggs good
light orange

July 28 - 1924 From rocks east
side of Loggerhead head,

Pyrosoma-like faun red sea weed on rocks.

Body, legs + all pale transparent straw
yellow, legs + body with a beautiful
antwerp blue core or center strand

distal ends of leg joints max yellow + lens yellow
Propodeis ¹⁺² sulfur yellow with double
wavy stripe of the
blue



side view

1 above with pearl blue
area running back around base but not up an
eye papilla, better ^{trans} straw yellow with
four horse shoe appearing dark chest nut eyes.

Amphipod, second, 3rd, 4th + 5th the segments not
counting one with eyes, almost orange
vermillion to spines, line, beginning at this
point fades out to salmon flesh to
salmon to white, eggs of egg fresh
palest kind of Chinese orange
yellow of 1st + 2nd ant. salmon.

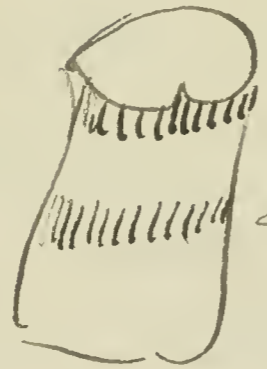
Epallio-like but narrower = Hazel x orange upon
darker specimen had gotten out on table at night + dried; dry = chestnut.

Hermit Bird Key Reef

Bender coll! July 28 - 1924

Corneae turquoise blue.

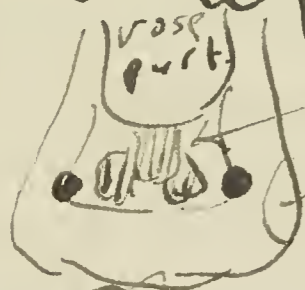
Eye stalks



← band tinged with maroon
← darker band of rose purple


ant part.

+ Carapace rose purple x little lilac.




rose purple with olive tinges as indicated; ● = crimson.
rose purple, rest flesh with crimson lines

Hand



hairs deep crimson
marked with crimson lines around bases
of spines; spines show
yellow

rest of a
rose purple
tinge around
middle
of hand



crimson
maroon
like hand
lined like hand but rose purple
rose purple.

under parts
show yellow
with rose lines
crimson

rose purple part half yellowish, rose purple

Antennae 1st + 2nd pair ^{white} orange with soft
or prominent orange stripes on peduncles.


Portunid brought by Mills from Key
West. taken July 29, from fish trap
off Currys dock!

General color seen drab

Bigger granulated ridges chocolate
Base of teeth chocolate, extreme tips hazel, middle
half or little more white

Cornea cinnamon; articulating membrane of
eye stalks heliotrope purple
Frontal teeth almost wholly white tips with
merest touch of hazel

Wing paddle legs marked with touches of French
Blue + black spots of maroon as indicated




● = maroon
■ = blue.

is tinged with violet on basis

walking legs ochraceous, hairs common uniform
with sulphur stripes on flattened ridges.
dactyl dark aster purple

Chelipeds or carapace only granulated ridges
are Vandyke Brown,



Vandyke Brown
Hazel

Burnt umber
fungus

Eight a bottle of

Callinectes, Smy Key July 30, 1924

Carapace an even more less isabell color above, a wood brown tinged with touches of washed out marine blue in ^{hinder median} middle of carapace.

2 smallest specimens (one is very much smaller) quite grey legs quite white or blue, anywhere not even on inside of fingers ~~white~~ layer near to be ♀, white underneath.

Of specimens in vial (i) schizophorae are transparent Amphipod very pale apple green.

Smallest portunid in vial ochraceous with faint Bay markings on legs & ochraceous rufous on ~~of~~ ^{cornea} carapace ~~eyes~~ olive green

Specimen without chelipeds (dead) white grey tips of dactyls faintly pinkish ^{cornea white (ashy grey)}

Specimen with chelipeds ochraceous buff with sand grey markings cornea white grey paddles transparent dactyls distally from granate purple proximally verditer blue rest of legs white with faint traces of the blue.

Fingers maroon x crimson on cutting edges ^{end} on ventral margin of fixed one to point under articulation of movable one spot of crimson on outer face at end of ridge, running to articulation under parts of movable joints

When submerged against bases of cutting legs, black or brown tinge with blue or orange

Callinectes marginatus

Song Key Science July 30-1924

Carapace various shades of green
Legs and chela marked with trench blue
tinged with royal purple

Adult male eating inside of hand blue
and outside of fingers

Carapace in ^{largest} male almost bottle
green marked with splotches of buff
Paddles Chinese orange x little ~~red~~ salmon
under parts flesh except carpal protuberance &
dactylar joints of legs and carpus & hand
Paddles beneath as above, margined with ^{it carried} purple
Suture lines on dorse, greenish bluish dorse) carpus
Chinese orange x flesh.

^{larger}
Females more gray, chelae bluish inside
fingers salmon x Chinese orange, tips
margined purple no blue on outside
hand feet pale blue almost pale blue
articulating membranes like fingers of hand
Carapace with regular spots, just splotched

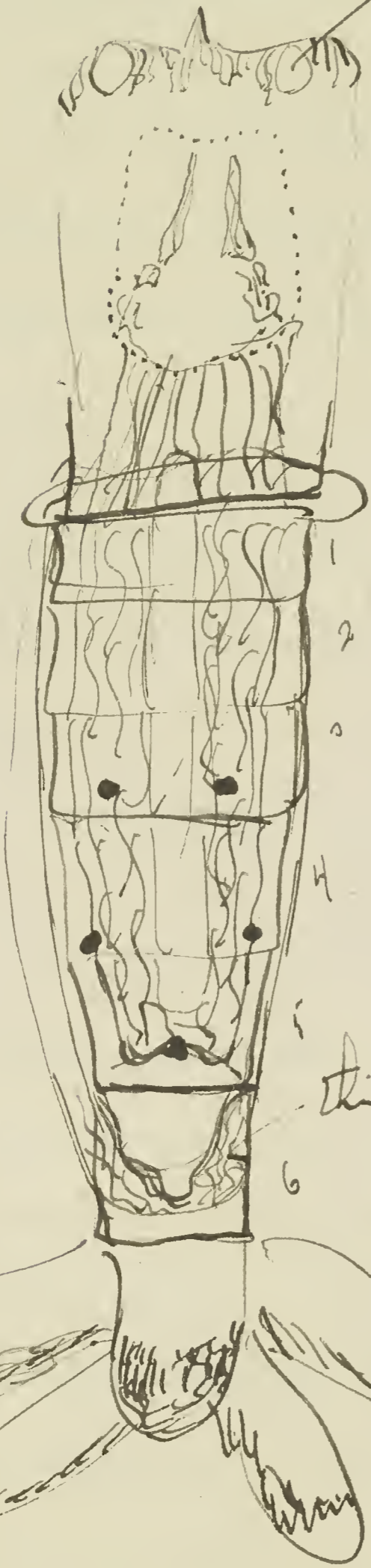
concolor
rice green
abundant
dark
green
margined

Smaller specimens quite gray above though
still greenish base of fingers bluish & inside
only showing on outside in males
under parts white in females, tinged with salmon
on end of abdomen anterior part of sternum
and under side of mouth parts

Smallest spec. had no blue in fingers
two larger est.

Crangon heterochaelis? July 30, 1927
 from bunch of Halimeda off rising
 ground, Song Key.

come as olive.




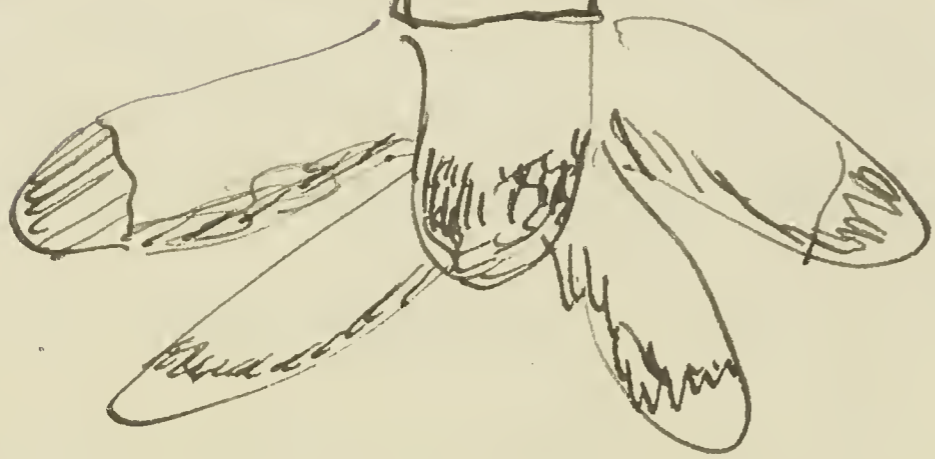
apple green area outlined by dots is
 sort of inside carapace

Brown markings indicated
 = sort of transverse - olive with
 little orange mixed in toward
 median line.

There is median white line and
 two lateral epimeral white stripes
 opening endosom of both comite
 Epimer but faintly marked
 below line of lateral

this hair's continuation of
 epimeral stripe

stripe



greenish

white brown
 rused dots
 cinnamon
 whitish
 greenish

mouth fingers
 delicately
 rose purple

white



faint
 rused
 areas
 indicated
 whitish
 areas
 palest
 olive
 buff.

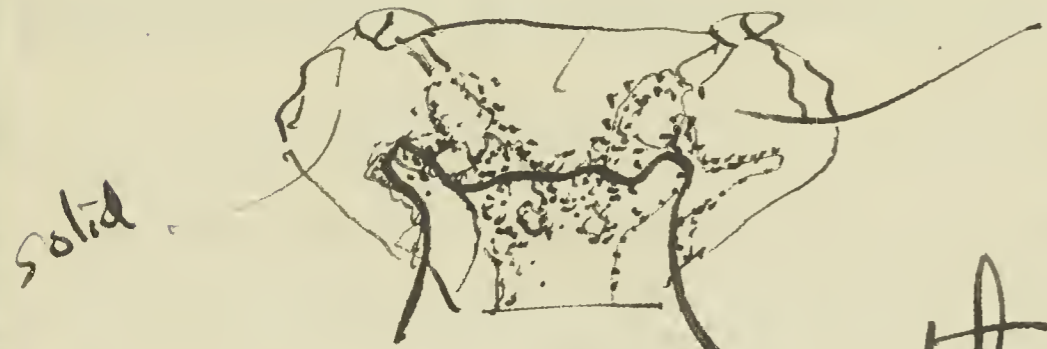
typical epimeral

hands ^{and body} tinged with faintest tawny olive
 below otherwise whitish

legs white

From ^{holes in} rocks 4 feet water west side Bush
Key reef, near Song Key, July 30, 1924.

Two small blackish Xanthids



Under part
slate grey
Pterygostomian
region + maxillifer
+ diptera
black

this line does not show in animals
is but drawn to indicate difference
between dove black, with slightly greenish
spots (like darkest parts of oil green), with
which it goes over more into the more
slate black, + slate black spots with
more greyish suffusion round them
The white on carapace + ambulatories is
a sort of faint (light) smoke grey
with suffusion round spots as noted

greenish (oil) suffusion
around black
spots rather


Very hardy like
molt xanthids
and living things
except 1 is not

Paraliomera longimanus (A.M.S.)

Chelipeds very dissimilar, large one, both
shiny black (Rid. black), smaller one
with spots that look as though they might be
the faintest straw yellow

white, black
burnt under suffusion

Spots on large cheliped
cinereous



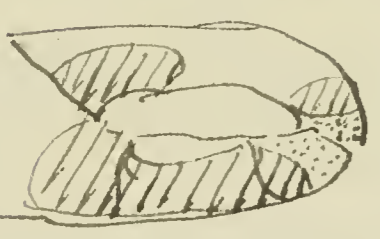
Legs maybe crease left with brown
brown spots on them.

merest tips of fingers white, + least bit of brown
before black

Two large *Mithras pilosus*?

July 30, rocks about Fort Jefferson
dock.

Larger one ^{above} looks real brown toward prune purple.
Hands chestnut; fingers hazel; tips,



toes on inside and beneath ^{wine purple}
white areas ^{on inside of fingers cross hatched}
toes fainter rose red

smaller one ^{above} brown

Hands olive x dove brown, tips of fingers wine purple.
bases of fingers olive inside hands are olive drab
marked with red + white suffused with olive as in

beneath the sterna are largene. ^{larger specimens} panny purple


small one maroon purple marked with
white on last ^{segment} ~~segment~~ of abdomen +
first sternum




white areas in smaller
dotted indicates those in larger
spec.

Washed from sea weeds from cracked rocks.
 Bush Key Reef, July 31, 1924.

Ly smata. abdomen striped with dots
 of iron grey ^{in mid dorsal line} at either side of median ^{ant.} white
 bet. 2 and 3 ^{shorter} stripe
 at top of exterior
 at edges of epinota




first somite speckled completely
 across dorsum taking in all
 but two ^{very} bottom
 stripes



second across
 part half, half way
 line 1/3

third across
 posterior 1/3 of third
 down to + including 3.



carapace cross banded with
 8 Bay x madder brown
 stripes with sin a clear between

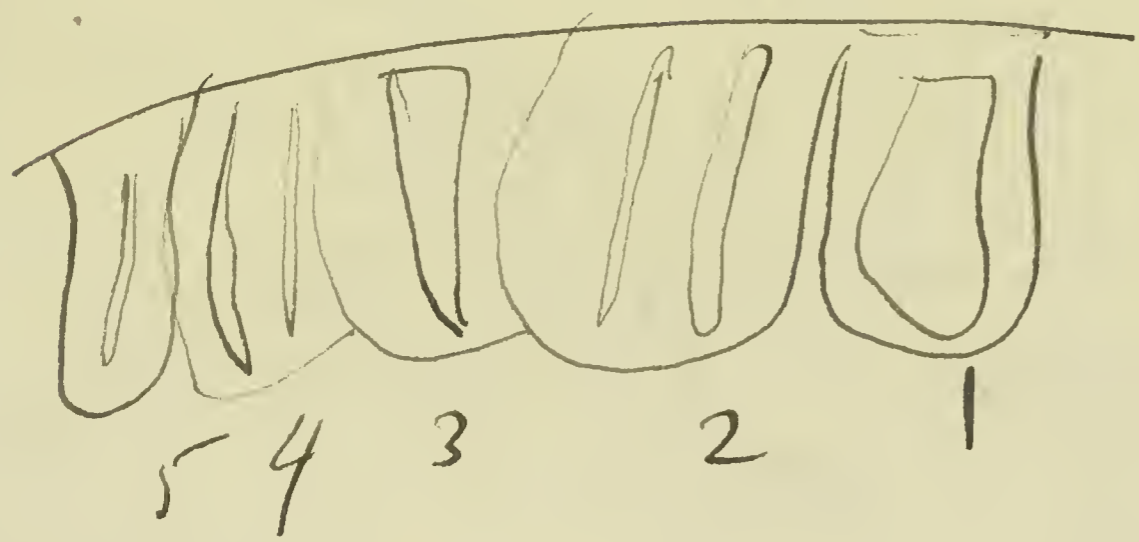
Gnathophyllon. ^{american} ^{corned black} ^{antennular scales only with}
^{real brown spots rest of ant 1+2 white}

first ^{ends} prep under eye stalks second under rostrum
 which is white abdomen with 17 dorsal real brown
 with dark + almost white between in some cases
 last half of 6 somite white

with orange vermillion flesh just in middle
 and bunch of same in middle of each guta
 bands of spots (over)




Under parts mostly real brown, begin
middle of meral joints of all legs



~~outline~~

outlined areas grey
white in curled under
epimeron of abdomen
almost completely hiding
black pleopods.




white

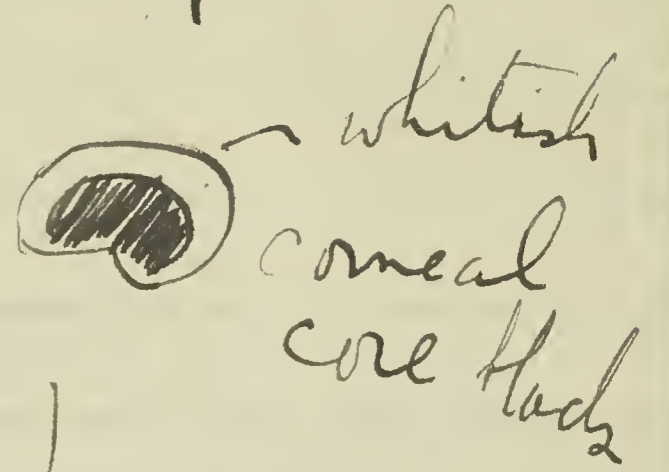
heavy brown lines on lighter
ground as in case of *canifera*.

Washed from sea weeds from cracked
rocks, Bush Key Reef July 31, 1924.

Epialtus carapace rather uniform
Izabella x Faun color with margins
of straw yellow and burnt umber




brown shown in black




Segs + chelipeds

(maroon x crimson with little fleckings
of straw yellow ~~at~~ on knobs at distal ends
of joints) distal ends of propodi
yellow + most of dactyl except ~~tip~~
of the red as shown

corneae
slate black.



tips of fingers white



Fingers above brown shading
into extreme white tips.
Corneae Bay
eye whitish more a
pale white purple
underside of legs

large Xanthid with purple showing through hairs
above and especially out bulge of outer surface
of hands; purple = auricular purple.
Pterygostomian, under side of frontal and orbital gap distal
third of mandibles purple. legs with spots like
transverse bands of purple; fleck of same on each abd. epimeron

July 31, 1924.

~~South~~ ~~North~~ end of Bush Key Reef, just north of channel.

One Shore puerella

Exposed parts of carapace not covered by dirty grey fuzzy burnt carmine in color.

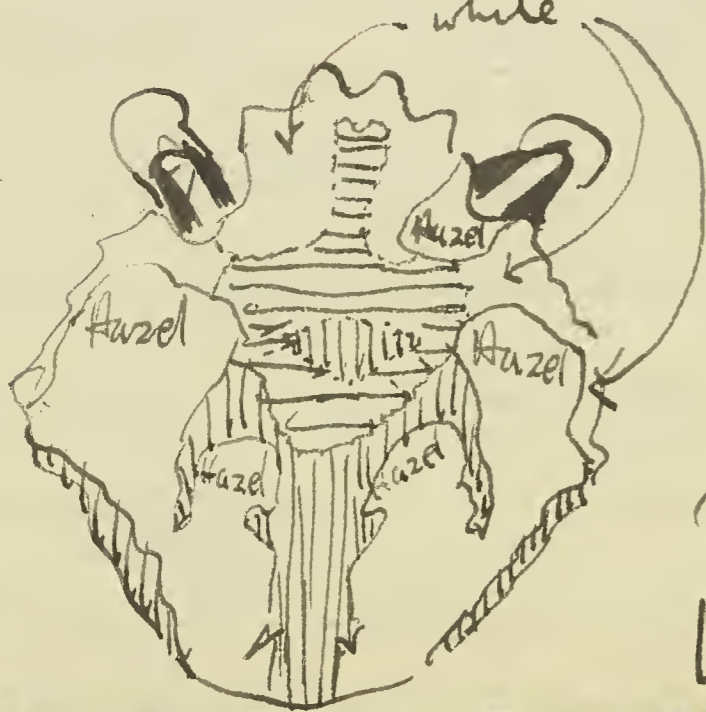
Carpus and base of head bet burnt carmine shading ~~into~~ and ^{shading into} yellowish; palm rose purple; shading into lilac on basal two thirds of fingers shading into the white tips. Pterygostomian region ^{as above} otherwise greyish white. Under parts ^{otherwise} greyish white.

Small lumpy Xanthid

fuzzy sort of a vinaceous buff x cream buff dirty-fuzzy white

little tubercles that show through hazel as in stripe on hinder side of eye stalks, corneal blackish slate; fingers tawny olive shading into the extreme white tips. antennae 1 + 2 nd ~~long~~ ^{lanceolate}.

Small mithras ^{white}



Under parts fuzzy grey maxillipedes/clay color. pterygostomian = drab/orbital region hazel antennal + frontal region white below

||| cream + lilac grey mottled
≡ pale drab.

Carpus + manus tawny olive with white tubercles distally

Palms ochraceous, distally cinnamon/rufous + basal half offingers distal half white. Legs spotted with tawny

rest wood brown shading into hazel on anterior parts of areas two hazel stripes on eye stalks ^{olive above, but color mostly hidden by grey fuzz.}

Aug. 1-1924

Sage blue Xanthid from apparently
more or less stagnant pools at wide
point of dead part of Bush Key
Reef,

General color blackish slate, with more
or less plum colored cast, a heliotrope
purple, hinder parts of carapace and
^{hinder} parts of carpus of chelipeds mottled with dirty
white between cream color + maize yellow
as it is in color manual. Hands in smaller specimens
often with almost black pruned purple
splashes along median longitudinal

Sometimes in larger ones too.
Sower from of hands inside and out white
rest mottled with violet (magenta tinged)
with reticulations of white.

Fingers. Seal X Vandyshe brown tips that
become lighter towards and white at extreme
apices; Teeth of larger hand white

Corneae blackish slate

Under parts whitening with magenta or sordid (sometimes
not at all and with fench grey).

Region below eyes and mouth parts with pale
sage greenish cast flecked with blackish slate.

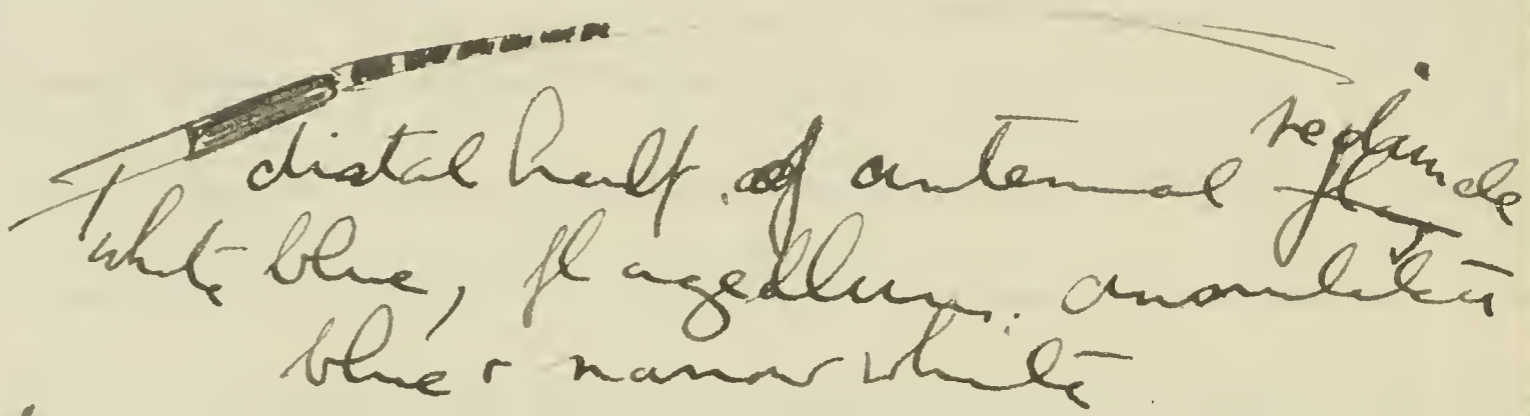
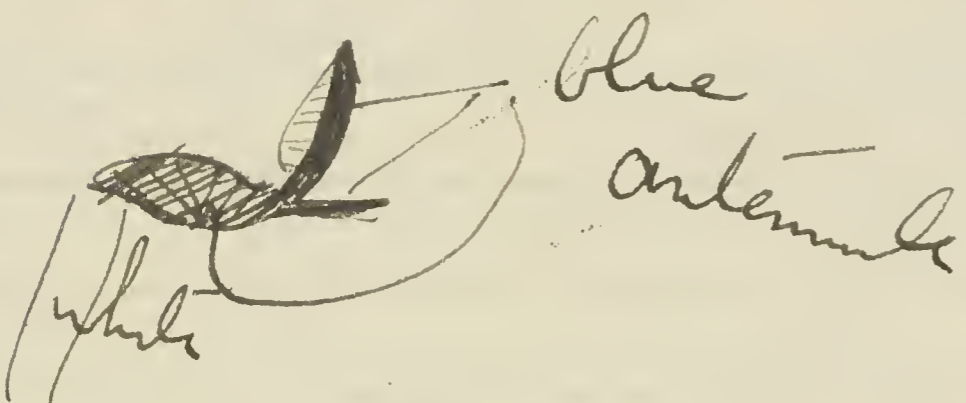
Washed from rocks (broken) and sea weed
off mid section of Bush Key reef.

Aug. 1-1924.

Few white hermits just die seen as far
one a sort of dirty yellowish grey
fainter band of wood brown ^{crat} ~~with~~ suggest
of the cream buff.



eye stalk of larger bottled separately
with china blue band behind white job
black cornea & fading out behind



eggs orange
vermillion



antennal scale / like wood brown

Smaller hermits also bottled separately, more a
cream color as in body
— cornea black

purple
wine purple
white =
cream with narrow
band of strand

band of
lighter and more diffuse band of same

branchial
regions spotted
Naples yellow.



max purple with cream fleck
on middle of top of each
joint
carpal joints of cheliped ^{purple}
subpressed into ^{purple}

Aug. 2, 1924

Gyapoids from northern part
of Bush Key reef, two little white
ones. grey with black speck eyes
of one orange rufous
One with darker (or pubescent) protodi eyes black & cream
color more a dull instead
markings darker for

Largest in the '8 of little general color
shiny fea green. eyes black - Indian
purple markings on back. ~~no~~
rufous touches on articulation knobs of
carpus + palm of chelera.

Second largest with not only markings
by articulations of the blackish
Indian purple lighter of same on legs.

Little xanthid found with Chit. tricolor.

Rose purple + lilac suffusion
fingers clay color. cornea vermilion with
suggestion of
vitraceous rufous
(color of burnt almonds)
eyes more pinkish
Anterior parts of carapace more
purplish

Notes made in boat
ephemeral basket

Aug 2 - 1924

From rocks off South end Dogger
Head bay picked up by Dr. Smiley
with diving hood

Large shrimp transparent with apple
green eggs on consequence of an apple
greenish cast; with few white specks stain
yellow on last 3 abd. somites & tail

small shrimp like large one of yesterday transparent
with white spots



madder brown more whitish
over central area

these three spines white
telson white

with big brown yellow feet in each corner
conceal them

largest amphipod
flesh color x crested except in front
of first legs = white/eyes black with white
specks. flagellae all maroon purple
legs but flesh and maroon purple with white
transparent colorless bands
little amphipod hairs with dist. accessory tract
eggs salmon.

Aug. 3, 1924

Mithrax hispida

dredge from 10 ft.

great many, coarse mesh
and crabs

eel grass + sand area
N.W. of
Loggerhead Key.

General color vinaceous x vinaceous cinnamon
x salmon large legs marked with some
popping red. tips of longer, more pointed lateral
spines white. post. gastric area + cardiac
+ post-lateral (branchial) whitish, under parts
pure white. Chelipeds like carapace.
Suberdes on carpus white.

little red macrocoeloma, for all like bit of
red sponge, when disturbed folds up legs and
looks like part of sponge its back. maybe orange
vermillion

Apple green ^{large} squilla, including toward green
green with white & grayish markings
// smaller squilla 2 inch ^{leg} + flagellae 1+2rd ant legs
decided apple green with orange

little transparent shrimp / rostrum + one eye gone.

translucent white, with opaque white specks.
legs colorless, maxillipeds + chelipeds with
carmine spots, ischia + basis of all legs ditto, as well
as basal joint of antennal peduncle + under side
of eye stalk + its articulation membrane
Corneae citrin yellow network over black core
Eggs apple green, contents of carapace region clay color.

Intermediate squilla gray. sort of ecrab - drab only light.

Aug. 3, 1924

Dredge hauls 6, west of ~~Sogger~~
Sogger head, off dock & north
of light house pier. 8-5 feet water

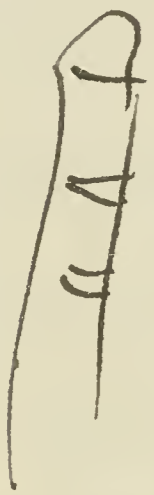
Macradora. brilliant scarlet vermilion
with dark burnt carmine x maroon spongy
on back.

smaller squilla bottled with above off of green
in 8oz bottle other things in vial

two larger dark squilla, olive green & olive
and one smaller gray even dark
with blue marks on legs in another bottle

Soft Macradora = close brown in vial

One gray hermit with even dark
cornice



Two bars of hazel on inside of eye-stalk

opaque white
trans. green with white flecks

opaque white
translucent green
pale

legs with
faint flecks of
chestnut
on upper
margins

Astea erosa white
white coral white conical
fingers joint even dark

Aug. 4, 1924

Hedging off Sogger head N.W

Sight house $\frac{3}{4}$ mile, 10 feet

1 couple alpha about 1 inch long.

Small shell + antennae blue green.
rest of marine blue myrtle green.

2nd legs bell-shaped purple
rest of legs wine purple.
with carmine spots all over I believe
color noted before clear areas behind
~~eyes~~
distal portion of flagellae wine purple.

Aug. 4, 1924

The day on all grass broken coral and
sand patch bottom. 10-5 feet.
got two ~~to~~ *Soxuma*

Several small alpheids with bluish
claw and anterior part of carapace, claw
greenish tipped. Segs bluish & hinder
part of car abdomen pinkish

Colorless alpheid in sep. little oval eyes, cor-
noid with black hole in middle, with ~~black~~
white net work, carapace & abd. except last
three segments clay color, every thing else
clear chitin, transparent, slightly translucent
white with tiny white specks, (maybe little
brown colored)

Largest isopod palum with transverse rows of
tiny carmine specks.

Similar smaller one opaque white with near trace
of apple green. ~~One blue Pseudomid~~
pieces of grey *Pelotidites* // previously collected

Little xanthid with chocolate & hazel markings
on sand grey, seen dist. ground. fingers
reddish brown

Largest weed covered spider all green beyond flange
dead when you pick him up. In all world like huts of
sea weed. Photo with & without weed

Other longer legged spider, same dist. with
some reddish seaweed on top but mostly all green
ones

Aug. 4 - 1924

Then I got most from bunches of seaweed near intake pipe, several shrimp.

Syzmalus, transparent with faint straw yellow stripes on carapace, ^{thickly spotted} with madder brown + heliotype purple, stripes on abdomen ~~at~~ spotted as above but without yellow ground, carry in addition ^{through} the spots mixed in with other, transverse stripes noted in an earlier color note on this species of the blue only.

Eggs and antennae + antennulas of the day. Chinese orange with some marine blue spots on two distal joints of 3d. max. and lemon yellow spots ^{on outside of face} on 2 distal joints of legs, chelipeds almost colorless + without yellow.

Two little shrimps together almost colorless, little white spots, less almost invisible, color noted before.

Palaeomon tenuicornis, one colored as spotted a gulf weeb, one with largest chelipeds ^{without eggs} almost opaque white above, few but some forward to ends of antennal scales, with numerous tiny hazel dots, on ~~the~~ sides and tail fan spots are almost olive + ~~20%~~ much larger and more numerous to make epinotal region almost solid color, chelipeds + legs much like track with bands of spots of olive.

little shrimp bottled sep. trans. with numerous ^{concolorous} opaque white spots on a faintly citrine yellow clear chitin given whole a greenish gray appearance, antennules hazel not at all green.

West of Long Key.

(Hauls 4+5)

Aug. 5, 1924.

Dredged with Muller dredge

Long Key - Bush Key Reef area


Toxema

5-6 feet.

Dark olive green mottled with some white + few green, with speckling of a still darker green = oil green.

antennal peduncle short fading out in base of flagella to faint cocoon.

antennular peduncle + flagella almost faint
antennular scales yellow with faint choc. stripe down middle



hess choc + yellow as indicated
carapace chocolate with 3 choc. stripes on stalk, and more faintly across inter-medial area

Carapace as abdomen. except epimeron are yellow + median stripe wider with two eyes

except for yellow median stripe ~~carapace~~ is all chocolate except distal half of epimeral spines clear.

faint yellow on last two comites and same as blotch on base of legs
under parts show yellowish white.

yellow generally show yellow on eyes carapace eye hump yellow and the median stripe there has a suffusion of the same.

Pereopods translucent white chitin with seal brown spots all over, but also in a band across an 8/10 part of second and ante. 1/3 of 4th comites; and frequent white spots all over, with a more prominent zigzag under row on post margin of these second and third eyes dist.


Antennae 1+2 clear, 2 with distal ^{oblique white} spots a flagella.

South of Smy Key
(Hubs 1, 2, 3)

Aug 5, 1924

Osachila dead white with greenish (olive buff) cast in places


Shedged with Mills shedged
Smy Key - Bush Key Reef Area, 5-6 feet
in weals from one night

Palaeomon with slender rostrum, legs red based, epimeron of carapace ^{conspicuously} red spotted also pleopods and their basal joints on outer margin rostrum spotted with red and two or three spots : along outer orbital margin


Rest of carapace and abdomen very finely & minutely speckled with red except.

Spot of red on ^{dorsum} carapace bet. 1st. rostr. spine and hinder margin

One spot on either side of median line of dorsum of secondomite

Large patch occupying nearly entire dorsum of 3domite except  posterior hook which is white and extends 1/4 ^{way} down on sides of carapace.

Small patch on dorsum of 5thomite.



Head with three spots near end, and suppression of color near articulation of antipods.

Antipods tipped with red and with some spotting near hinder outer margin.


Spot ~~in~~ in carapace and three on abdomen found (thale) scarlet

3 hermits, rest of manure white speckled ^{marine} blue or legs & carapace (branchial region ^{tinged with} bright) ^{cornea} red. white spotted like carapace Antipods like carapace, one in suspension.

Aug. 6, 1924 few ascidians in
 some jar.
 the edge north of Soggy head
 or more or less eel grass patches.
 20-25-30 feet.

Chromis, esp of pea x malachite greenish
 with white markings.

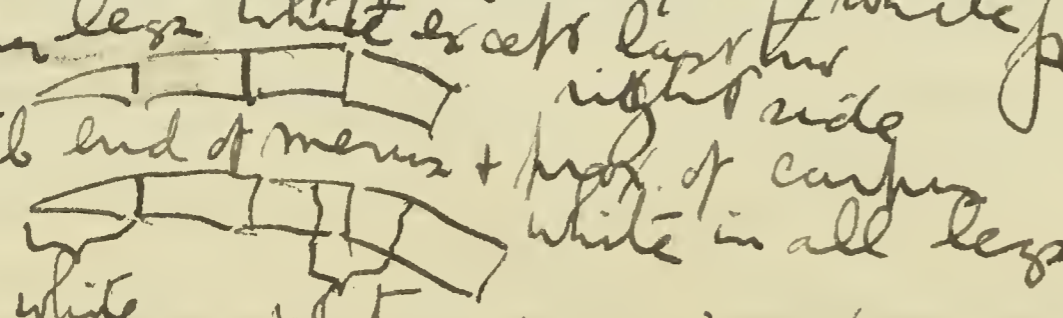
One squalphens with bluish distally greenish
 large chela and red spotted today.

3
 in
 one
 vial
 one tiny transparent shrimp colorless with
 french green cornea, few crimson spots
 on two distal joints of maxillipeds, and
 scarlet on anterior face below eyes 
 on mouth parts.
 on shrimp, numerous + dense white with
 pea green eggs

Hermit ~~leg~~ end of a dirty orange yellow
 eye stalk + maxillipeds, washed with
 white or pale straw yellow + fanny
 purple. rest latter.

beneath max. horn. sternum, abdomen + ^{under side} ischial
 + basal joints of legs. heliochrome purple (abdomen
 is light. spots first joints of abdomen +
 spinous of carapace brown)

Ascidian crab. Carapace and chelipeds white
 faintest greenish tinge (scarcely a touch of dove cream)
 Brown is a claret brown
 distal end of menis + prox. of carpus white in all legs
 propodus + carpus and 1/2 menis white in last legs



Aug. 7, 1924
Off South end Middle Key 10 feet
boat dredge:

Puerulus, colorless except for hazel eyes
and few white (opaque) specks on epimeral
regions



Opaque almost straw yellow (but if not
faintly so) strand between eyes.

Alphid with above = orange ochraceous all
over deeper on dorsal anterior part of
carapace and upper margin of large
chela, lower half of large chela almost
pinkish, due to fading out of orange
giving reddish (carmine) spots chance to
show; these spots are speckled every
where

dorsal ^{margin} of palm and fingers almost
gallstone yellow
(or tawny with a greenish cast).

Song Key Shoal
eel grass 3-4 feet

Aug. 7-1924

One Rangia greenish diet has been
collected before

in white turban shell.

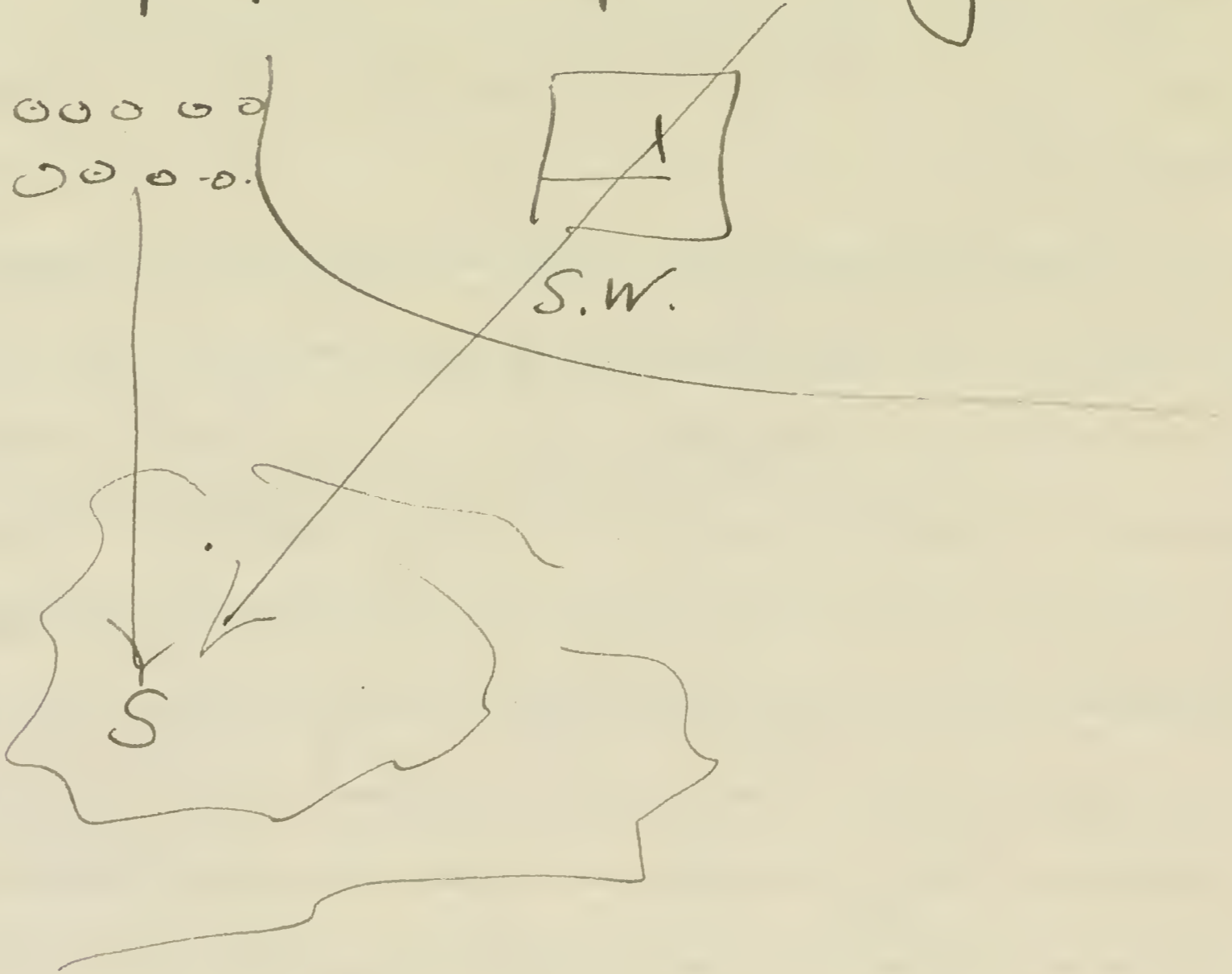
One hermit white dactyls at least
on walking legs; white tubercles with
red lines between on hands (same for entire dactyls)
corneae seores blue
eyestalks & antennular peduncles hazel
ant. portion of carapace white; has been
collected before

prox. half propodus; and carpus like
hands & chelipeds

Eel grass haul Aug. 8, 1924

boat dredge 10 feet.

off S.W. angle of Bird Key house porch
and south of piles of old foundation




Aug. 8, 1924

East side of Bird Key Harbor
on edge of Shoal, boat dredge 10 feet.

Spider crab } greenish, sticky color on back with grayish
 } hairs.

Hands maroon Bay, fingers distal half white

 opaque chana white. // Under parts in
front of abdomen tinged with some brownish
+ sternum between chelifers ditto, rest grayish white

Carapace pepper salt color.

Sets of Diadema + red + white markings
 great many sea weeds
 almost all Hydrina

S.W. side Bird Key dredged
 boat dredge 10 ft

~~Apple~~

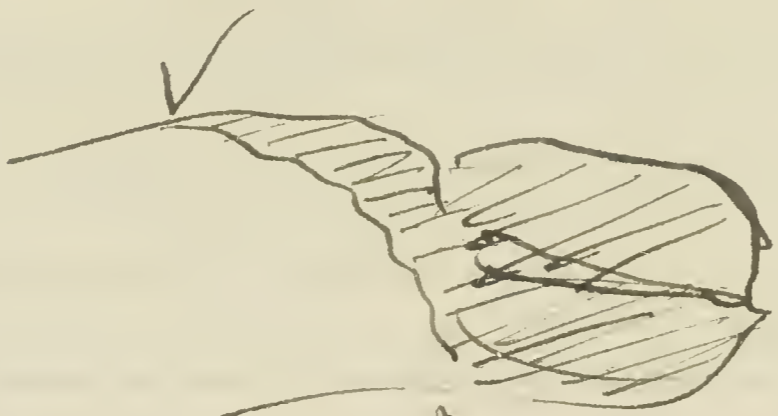
2 hauls combined.

August 8 [1924]

Apple green alpheid (Synalpheus)

from S.W. side of Bird Key

Cephalic appendages red large
 chela becoming grass green anteriorly



anterior dorsal portion
 of tubus and distal
 margin vermillion

flagellae all azure blue

One lavender, red spotted Synalpheus with out
 hands


one fresh colored one

One small hermit light
 mixture of colors light


eyestalks white with wide blue band

distal joint of antennular peduncle and flagellum
 flagella China & antennae blue

same line of antennular peduncle, only nearly
 whole of flagellum is blue with clear angulation
 carapace black with white ring



carapace with 3 spots of blue
 color also anterior margin



except hairs
 on under side
 of thick part
 these are
 white +
 distally
 without
 color

General ground color marked with clay colored
 suffusion on sides of legs + on thorax

Dromia antillensis

nest

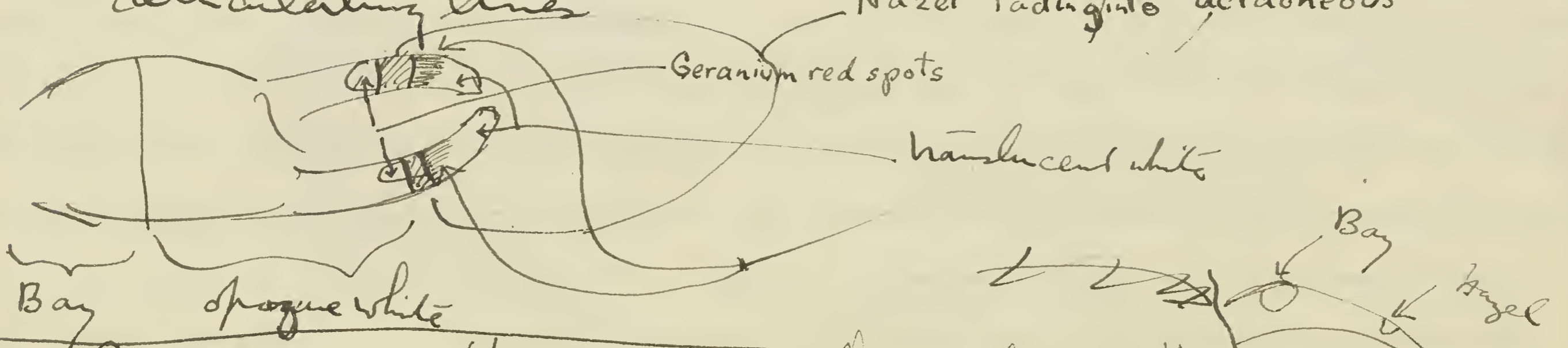
30s of
strademas
red + white
solid mostly
weeds

East. side Bird Key Harbor. 10 feet
on edge of shoal boat hedge
2 hauls combined. Aug. 8, 1924.


One *Dromia* under black sponge, salmon coral
red = fuzz; tips of fingers white, line
of scarlet vermillion at base of fingers
demarking ^{and} fuzz.

Little mitrax-like crab in general appearance
sort of a dirty, grey, coral sand ^{cream buff} ~~clay~~
with tinges of olive drab, especially on ^{dorsal} frontal
region of carapace. Segs with suggestion
of ^{translucent} brown of grayish (fuzz) obscured chestnut
hands, dactyls and cornea showing color

Cornea ^{shiny} china white, with shiny ~~at~~ seal brown
reticulating lines Hazel Pading into acraecheous



Carapace with some overachrom buff
markings on ~~the~~ cream buff ground } nest opaque
white, hairless.
legs + carapace with tufts
of hair

little Portunid extends arm away from
body on side opposite to which he is moving + reverses with change
of direction 
white with some cream buff markings + sinuous cinnamon
line at base of fingers

From weeds on rocks, off ^{Aug. 16-1924} ~~North~~ end of
Soggy Head Key.

Brown Portunid

general color sort of cinnamon, rufous or hazel
Cornea ~~ochraceous~~ ochraceous

paddle itself transparent
legs barred with dirty white, like cream
huff.

Fingers except extreme whitish tips, chestnut
followed by bar of dirty white running to middle
of fingers. on fixed finger white bar largely
obscured by sort of bluish haze somewhat
like velvet like purple, modified by the horn. ^{is on bases} of both fingers

From holes in rocks.

in same vial
6 shed
Two whitish pinkish alpheids (Synalpheus) with
distal margin of palm & both fingers of large
chela green; distal parts of
fingers of small chela part of legs & flagellae
faint blue.

Two larger alpheids more or less pinkish
flesh all over, eggs green green
Two orange formosa.

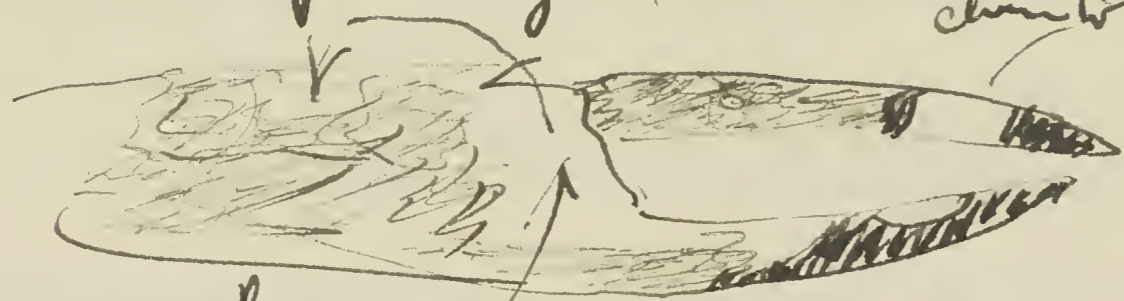
August 10. 1924

off northern end of Soggyhead Key.

Two Potamids from conch shell

Smaller one of right half of salmon
luff with olive grey + and x a little indigo
blue markings on carapace and carapace
margins of paddles + same of chelites.

Ambulacris, two distal joints claret brown
rest of leg mass brown



chitin white

/// = claret brown

concolorous
grey

whitish

Smaller one badly injured
over night worse as though
it died + larger ate part.
both were in one large jar


Smaller one. more or less sulphur yellow with
tinge of salmon on higher parts of carapace
Chelites like carapace, but fingers marked
like larger specimen. smaller claws deformed
Paddles sulphur yellow

Ambulacris, dactyl more purple, of which a
tinge is on the distal half of the propodus pedis
and still more on proximal half, carpus
still lighter like faint lilac, manus about
white

Hardanus venosus. Aug. 10, 1924

Taken in Selters ~~flat~~ traps ~~on~~ grass
off N. end of ~~island~~ (Soggyhead Key)


tubercles on hands and feet and ridges
on 3 left leg

Coronae pale blue with  black transverse
band across front as view from the front.

Antennae + antennules ^{buff} ~~crackles~~ ^{which is due at} rather frequent
with median dorsal + lateral lines ^{intervals}
of ~~crackles~~ ^{ridges} ~~ridges~~ ^{giving appearance}
of ~~crackles~~ ^{to entire pedicels} ~~of~~ ^{only anterior flagella}
~~of~~ ^{line on lateral margin}

Combs of antennular flagella with ~~tips~~ ^{tips of third}
maxillipeds, ~~tips~~ ^{flagella of second maxilliped constantly}
vibrating ^{except when copulating}
the purple is really more mauve, than lilac
which it is strongly like

Anterior ^{inner margin} edge of meral joints of legs with
a spot scarlet vermillion

is really on the articulating membrane 
carpus ^{leg}
chelipeda

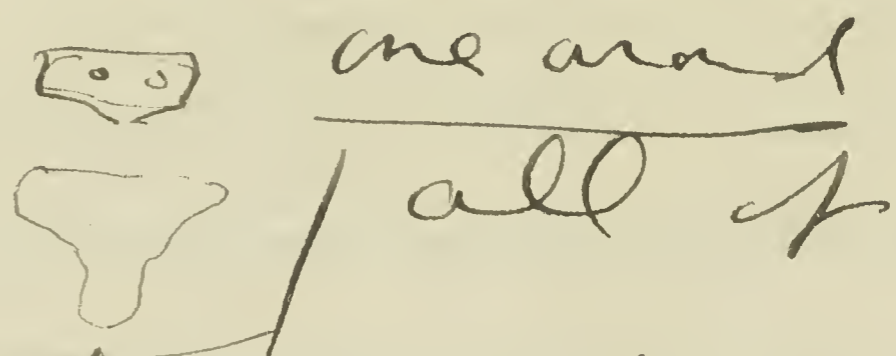
tubercles and purple areas ^{one} between reticulating
red lines on small cheliped and inside
and outside of legs

but on upper surface
of large cheliped the except for cutting edges
and outer margins of fingers, ^{between tubercles} covered
with a fuzzy edged light pea greenish with ^{slight} ⁱⁿ ^{large}
of gold stone yellow. ~~Teeth~~ ^{teeth} of fingers and inside
fingers and areas between red lines on inside slopes of
fingers white

Aug. 14, 1924

Song Key Shoal, from rocks at
sea weed picked up in 2 1/2 - 3 feet
water

Epialtus, back olive green, with light
oil green patches
lateral, star behind



one around
all of

olive green ^{dorsal} speckled with chocolate, to the
extent of making legs with one similarly
colored, look like mummy x marmoset!

distal ends of propodi + dactyls cream buff x
olive buff. dactyls though with middle
half with brown band.

of cheaters only finger tips are whitish

often plays dead lying on back, when first
put in finger boat with piece of sea weed hoisted
latter up over back holding it in place with last
two pairs of legs folded up

Eggs scarlet, abdomen claps shut between
two few movements of eggs within cavity apparently
produced by moving about inner branches of
pleopods, star branches from a non movable screen

Thor deeps around on under side of rocks. is brown
Carnie like nullipes + bygone with white spots in the longitudinal
rows down carapace + white dactyls like the nullipes
of the oral rock. Smooth miller with injury in mouth
of large hand. ~~Best in~~ x burnt venne x ferruginous.
2 smaller ones in sugar solution.

Long Key Shoals, pin rocks & seaweed
picked up in 2 1/2 - 3 feet water.


Aug. 14 - 1924

and under
Dorsal side of eye stalks scarlet vermilion
Eggs apple green | upper sides of eye stalks opaque
white

hands & carpus of chelipeds and their basal joints
and basis of each of last two pairs of legs
scarlet vermilion.

3d max with opaque white at distal and
proximal ends of joint ^{at} last two ^{articulations}

distal front end of antennular peduncle
with spots of opaque white down between
flagella.

Frontal margin of carapace edge with sp.
white but not deep. middle of carap with 3
oo spots of gray white in transverse row, last two
segments of abdomen and base of telson with
opaque white and other  hint of tail fan
otherwise tail fan has a few scattered
spots of ochre yellow.

rest of body & appendages colorless.

Cornae on both greenish these and of faint
white the colorless with black core

Long alpheid grass green eggs & chelae distally
legs & rest of hard pale blue spotted every here
with carmine. Heart oil green with marine bluish tinge

around antennular bulb & margin.


Mid section Bird Key reef.

Aug 15, 1924

Reddish speckled red & maroon

with opaque white on abdominal sternum
and showing through transparent body so that
it looks reddish based

small, tiny, white spots marking hinder margin
of abd. segments



carapace with transverse wavy lines

legs: distantly based with opaque white
some red on proximal joints basis & tibia
wholly red

Back hump of cornea, salmon part
half transparent, with black center spot.

antennular peduncle + flagella white
spotted

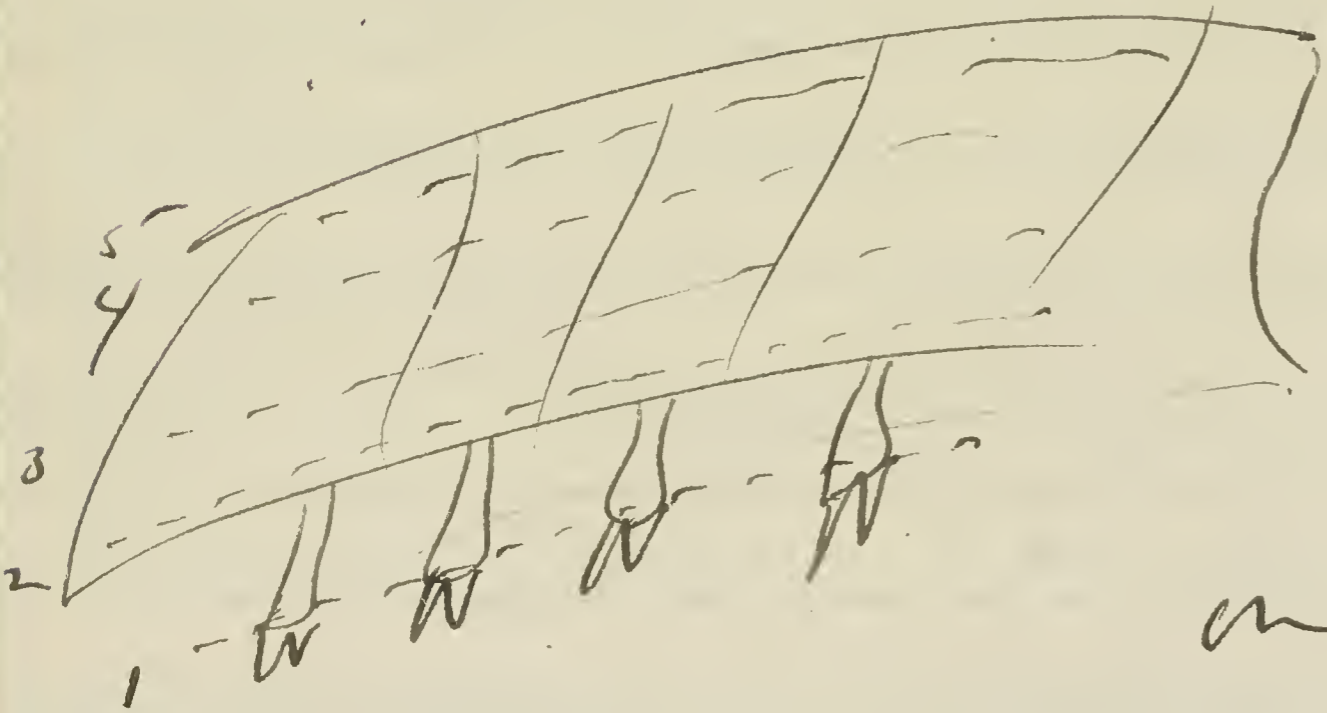
Aug. 15-1924

Bird Key mid section

Songs ^{tubular} striped with burnt sienna dots legs stippled with ochraceous.

flagellae + 3 max. with dragons blood red.

Chelae colorless otherwise hairs - ~~black~~ ^{black}.



outside

tail fan with touches of ashy.

one in alcohol + one in sugar

Wholly transparent palaeonem.

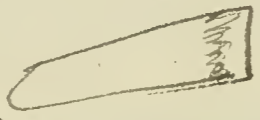


eye stalks in front dorsal aspect with 3 stripes of color


- 1 = seal brown
- 2 = vinaceous rufous
- 3 = fawn white

tips of maxillae
hairs buff.
pale + transparent

just before distal margin of C apophysis is narrow suffusion or band of olive




split of ~~some~~ on each side of palm near end base of fingers with band of same at end of middle 2nd joints distal half of 3rd joint




Sta. #6.

used


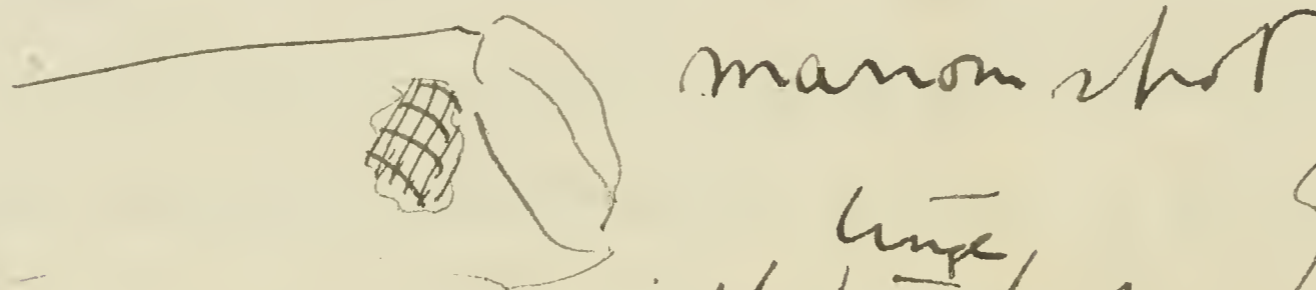
Aug. 16, 1924

Cydses, dactyls and propodal joints
~~marked with~~ citreous yellow
 carpal joints with auricular purple
 in line on each side united across upper
 margin proximally ~~on~~ ^{on} ~~the~~ ^{the} ambular-
 toris little spot on hind side of propodus.
 menis with a large blotch
 of the purple on hind side

Upper surface of carapace cream buff.
 spines & tubercles white with hinder two
 thirds of larger tubercles ~~with~~ ^{margin}
 with purple.



Chelipeds
 white on
 outside with
 some purple
 spots.
 on inside white with large



Eye stalks cream buff with bands of
 maize yellow
 Corneae grey with tinge of
 salmon buff.

Small crab with a sort of tawny ochraceous speckling on a buff
 ground, looks like vinaceous anemon in a way.
 fingers of chelipeds tawny olive, legs grey white with touches of
 tawny olive. ^{touches of vinaceous} ^{anemon}

Aug. 16 - 1924

Sarg. P. brazilensis

speckled with madder brown or
vinaceous rufous all over,

Rostum, rostral keel and rostral teeth.
outer margin of outer branch of maxilla,
keel on last 3 abd. somites + hind portion
of tail fan, antennal flagella, ^{except near base} outline of ^{antennal}
scale + basal antennular joint +
two distal joints of antennular peduncle
cross between madder brown + magenta
purple (rest of a burnt carmine + carmine)

otherwise rest of a milky translucent white
Stomach wine & heliotheca purple; heart
further back near hinder margin of cirrus
pale ~~white~~ oil green. "peduncles"
of ~~pedipods~~ ^{pale} "cirrus yellow."

General body a milky, translucent white.

swim near surface, took refuge
in gulf weed whence captured.

~~And~~

Sta. 3.

Aug. 16, 1924

Munida

Generally vinaceous cinomen x vinaceous ~~various~~
with median vinaceous buff stripe down
middle third of carapace + abdomen

markings on abdomen more a mass brown
branchial regions of carapace tinged with olive

Placets, propodi and fingers of chelipeds whitish
almost china white with but a maroon + carmine
band.

Cornace claret x real brown

Eyes etc. vinaceous buff speckled with carmine

Distal joints + base of ^{thick part} thicker antennular flagellum
ochre yellow basal joint of peduncle stalks

Antennae without color


Permit after night in formation
legs banded with maroon

Aug. 17 - 1924

2 faint dark lines on antennal scales
Stenopus hispidus from coral head north end of Snapperhead Bank.

antennular peduncle fine orange white

Corneae
retrigina with
black hole in
center. It
upper outside
surface of wall



blackish

red
tinge with red of stomach.

suffused with (underlaid with buff green

little narrow red patch about on articulating membrane

1st white

1 whitish green tinge.

2 red
bluish
marks.

2 red with little black design.

3d narrow

3 opaque white

4th white

4 ditto
" " " "

5 with

5 pure opaque white

6 red
big black
red

6 red with black

red fading into
a sort of tan
translucent
pure opaque
white

7 bright red

ischium
bases of chelipeds + corresponding
part of ambulatory legs (basis and
ischium = royal purple
bases of max + 1st 3 leg stems red. the lighter
red.

Eggs mass from
bet bases of 4th legs
to end of second white
Black = not a
real brown superimposed
on scarlet vermilion
red bet scarlet vermilion
+ orange vermilion

ends of outer margins red remaining 2 into

flagellae opaque white

carpus + side of second legs same

and dactyls; carpus and propodus last two pairs opaque white
merus and ischium of last two pairs trans. as are
3d max, and some joints of second legs - transparent
distal end of ischium of last two pairs faintly tinged with
Chinese orange.

Portunus (P.) ventralis

3 in sugar
2 in sugar

East side Sojys

Portunids from sand by Bender

Lead Key
Aug 17, 1924



shaded areas on carapace + cheliferous slate
rest a sort of cream
drab + ~~pinkish buff~~
buff pink
fingers distally almost
salmon buff with extreme
tips nearly white

light areas + dactyls of ambulatory legs are pinkish buff.
shaded areas are grey, and black areas in diagonal about margin.

Some specimens are much lighter, areas on carapace considerably reduced + lighter and cheliferous with just a median spot of color. + other legs where shaded = transparent



and lighter areas on carapace + legs almost white cream with just slightest trace of pinkish buff.

Eyes of female and yellow
blackest spec. had shading on hind legs about dragon blood red.
+ inside of base of fixed fingers almost carmine
blackest carapace white across posterior margin
no drab area mesad.

Plagusia

On rocks below Lighthouse
pier, east side Soggeled
Key, Aug. 18, 1924.

General color underneath hair + pile
pearl gray.

~~Spots on white~~



Spots on white and basal part of hairs
maroon or a darker brown red
spots are more reddish, hairs more brown.

Under hair (in advance) and their tips seem
to be crowded under, + at end with a
gull stone yellow pile (making white
areas seem depressed and bounded by
raised lines of hair + pile)

Pile on legs + ~~along~~ ^{along} postero lateral
margin almost all green.


Spines of anterior lateral + anterior margin + eye
stalks, ^{distally (just before cornea)} have ground color, chrome yellow

Corneal margins spots and grey ground

dactyl protuber, carpus +
center, + middle of upper

margin of manus with slydeta
of manus also on sides
+ basis of last legs

Same is true on
upper side of basis, radius
+ manus + mesal spine.
distal end of protuber also
yellow
and middle raised areas
of mesal pile




Plagusia

Aug 18, 1924

cult.

spottings on anterior faces of legs + chelipeds
not of faded out maroon, becoming ~~more~~ a
maroon purple,

anterior faces of legs + hands toward
dorsal margin tinged with light chrome
yellow.



all here ground color quite
bluish, pearly grey.

this ridge quite marked
chrome yellow.

under parts largely pearl (or light bluish grey)
becoming toward with faintest straw yellow
toward margins of joints

Aug. 19 - 1924 X'

Portlands off west side Port Jefferson

Jefferson

① Sargent is like Key west crab ^{Callinectes marginatus} Me. (dull grey ~~a~~ rather than hair brown)

② ^{Callinectes ornatus} ^{high} plain on carapace, lighter on hinder margin, teeth of pincers, frontal margin, lateral and anterior lateral spines white tipped

Cheliped same color, fingers & lower half of outside and inside faces of hands white,

Inside near base fingers striped with aster purple, end back of that lower finger is azure blue + articulation behind upper finger on inner side the same

spines pure white (proclain) white



anterior margin of mesos, rich blackish dove brown fading out to cephalic for XX area behind that to ~~the~~ dull grey.

First two legs azure bluish on anterior or upper face dactyl margined + distally scarlet.

3d leg mostly whitish as preceding one on upper margin dactyl scarcely tipped with winter scarlet.

Paddles mostly whitish, distally along anterior along margins next to last joint also along hinder margin and distal half of paddle pale blue, hinge joints with suffusion ochraceous.

Aug. 19, 1924

~~Portunus~~

Portunids off West side Flat Jefferson

3d largest Portunid, ^{Portunus (Acheilous) depressifrons} surface of carapace mottled and speckled + spotted

cream buff, olive buff; blue green; ~~little~~ ^{olive} green x olive upper surface of hands ^{+ darker} same, upper surface of merus more tawny olive; with tinge of gallestone yellow

Upper margin of hands ^{in spots} + middle third of carpal spine, + basal half of meral spine on inner margin, maroon x crimson teeth of fingers and distal half of cutting edges and distal half of hairs on upper margin of movable finger rich dahlia purple inside of tip of upper + inside of distal 1/3 of lower finger magenta shading into antwork blue band in ^{to} * on prox third of finger + inside of hand;

primrose yellow with tinging of olive/buff

Hair on proximal half of upper margin of movable finger ochraceous

Hair on upper anterior margin of merus white grey

Amblulatory legs; dactyls, propods + carpi antwork blue, shading on proximal half into a pale grass green, near upper margin merus green shading into the blue (but a ^{light} greenish one) on lower two thirds of merus lower margin of merus white, dactyls margined with dahlia purple + propods on upper margin + hairs on lower

Portunidae west side Port Jefferson Aug. 19, 1924

Portunus (Achelous) depressifrons - continued

Cinnabar grayish

margins of 1st leg (propodus) dusky purple.

near proximal end upper margin of propodus gets sort of ochraceous, + same ⁱⁿ distal half of menz.

distally blue on dactyls gets lighter and purplish, get more magenta just before ochraceous ~~orange~~ band.

Paddle joint pale hanstam almost turquoise blue margin with ochraceous; next joint; same blue + margins, but down center has a tinged line of grass green, which is little stronger + diffused over a larger area near either articulation, rest of swimming foot like carapace but with some darker thin x oil green spots

The four smallest Portunidae are like this not quite with broken fingers

Portunus (Achelous) ordwayi (brownish)

3rd largest. quite of a reddish cast. Carapace + cheliper a grayish chestnut, with pencil gray cast + spots + some dark tinges + spots.

Segs (more brown), paddle joints only hanstam faint ochre yellow with ochraceous margins fingers distally brown with white ^{transverse} band of burnt Carmine, mostly crimson, median 1/5 white again + basal 1/5 of fingers burnt Carmine + crimson meral + ^{capitulum} + propodal spines mostly white with ^{faint} touch of burnt Carmine near base ^{in wing} + near tips.

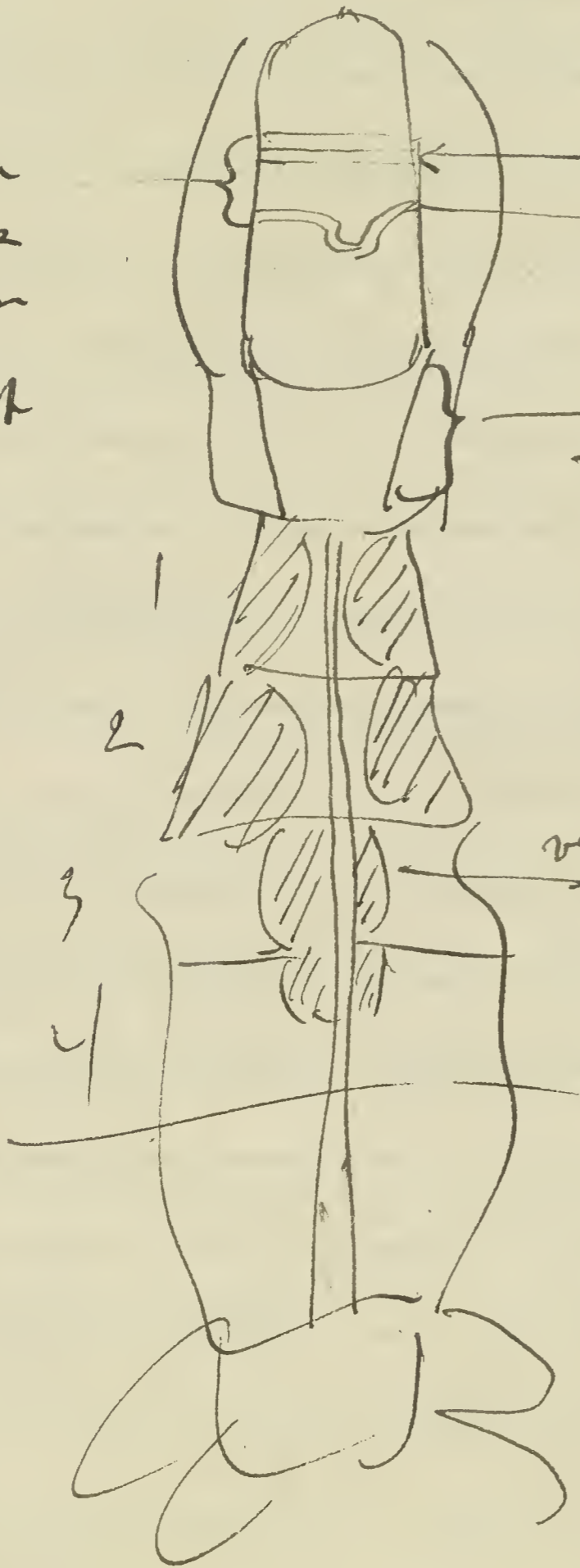
Callinassa

Aug. 20, 1924

Chelipeds between rose pink & blue
(not of taking rose purple?)

Carapace & abdomen generally lavender
x lavender grey

This area
cinamon rufous
to almost brown
but underneath
chitin of carapace



white bar
white bar

* this area sort of Indian
purple showing through
in effect sort of murex grey

/// = flesh x satura red showing
through chitin creases
above

* Intestine has same color
through first 3 + 1/2 seg
becoming plumbeous farther
back

not enough mud in beach sand to dig well
flagellae other legs & pleopods + part of
outer branch of tail fan behind substrate
head open

Milvax venucosus

Aug. 21, 1924

From Rock off S. E. side
Sugar Head Key

Carapace, chelipeds except hands and
basal 2/3 of meral joints

Crimson x maroon; like deep red
monocor leather

distal 1/3 of mena + distal half of distal
joints with sand (dirty grey fuzz)
proximal half with blackish maroon
fuzz

Hands + fingers hazel becoming
dark chestnut toward + on upper
margin

Spooned ~~the~~ fingers just before white
tips with reddish rose red flesh on
tips, same on knot at articulation of
fingers

naked tips of dactyls, tawny cornea
claw followed by narrow band
of bet light ochre yellow + buff.
followed by spot of orange vermillion
above just before maroon which begins
with hair base grayish like distal
half of metopods.

Cornea
dark brown
dove