




Wall Paper

Sears, Roebuck and Co.
Chicago

17573461

Wall Paper Printing Machines in Our Big Wall Paper Mill



This illustration shows a number of the wall paper printing machines installed in our big wall paper mill. Each machine has a capacity of 2,500 double rolls of 16 yards, or 5,000 single rolls of 8 yards each working day. The total capacity of our mill exceeds six million double rolls, that is, over twelve million single rolls a year. The demands of our customers keep this big wall paper mill in constant operation—a proof of the good quality and artistic designs of our wall papers.

SEARS, ROEBUCK AND CO., CHICAGO, ILL.

Nov
187
1900

WE MANUFACTURE WALL PAPER

JUST OUR ONE PROFIT FOR YOU TO PAY

Here Is the Result:



The Best Wall Paper in All the New
Fashionable Designs at **3** to **35**
Cents a Double Roll of 16 Full Yards.

OUR large wall paper mill, equipped with the **LATEST IMPROVED** modern wall paper machinery, as shown on the opposite page, with a capacity of over six million 16-yard rolls, which mean over twelve million 8-yard rolls of wall paper a year, owned and operated exclusively by us, easily explains why we can market the best wall paper **DIRECT TO YOU** at 3 to 35 cents a double roll of 16 full yards.

The reason for our **REMARKABLE SUCCESS** in the wall paper field is due to the striking **DIFFERENCE** between our method of marketing the product and the methods employed elsewhere. The wall paper industry outside of our share in it is in the hands of **A FEW** manufacturers who have enjoyed, and still enjoy in a large measure, **A MONOPOLY** of the business. Their products marketed through jobbers, agents and dealers are **BURDENED WITH SELLING EXPENSES** and **LARGE PROFITS**. Extra selling expenses and extra profits added to the manufacturing cost **DO NOT ADD**

TO THE VALUE of the paper nor to the beauty of the designs. We offer you the best obtainable, as the samples in this book show, at very low prices. You get nothing more for your money by paying more elsewhere.

We control the quality of our papers. We have gone to the very **SOURCE OF SUPPLY** to make our control complete. We have secured the services of **LEADING ARTISTS** to insure the most **PRACTICAL** and **ARTISTIC** designs for the various rooms of the home. We reproduce these designs on papers which we know to be perfect in quality, by the latest improved wall paper machinery, under our own supervision. But we will not take time to tell you all about this great industry, for we are sure the samples in this book, which are cut direct from the rolls in our stock, will tell you our story **BETTER THAN WORDS**.

You can make your selection and send us your order under our positive assurance that we will give it our prompt and careful attention, guaranteeing to satisfy you in every way or return your money.

SEARS, ROEBUCK AND CO.

CHICAGO, ILLINOIS

How to Order, Our Terms, and How to Send Money.

It is a very simple matter to order wall paper from us. On the back of each paper sample we print the name and the price of the paper for the wall, border and ceiling. In making your selection you can refer to the illustration on the back of sample which represents a portion of a wall, showing the border and ceiling used, together with side wall. From this you will be able to form an idea as to the appearance of the paper after it has been put on the wall. Use our regular order blank if you have one, or if you have no order blank use any plain sheet of paper; give us the name of the paper you have selected, also give the catalog number of the paper for the side wall and tell us how many rolls of it you want (remembering there are 16 yards to a double roll); then give the catalog number of the border and tell how many yards of border you want, also give the catalog number of the ceiling paper and tell us how many rolls of it you want, sign your name and give your postoffice address, being sure to also give your street number, postoffice box number or R. F. D. number (if you have one), your shipping point if it is different from your postoffice, and tell us whether you wish the goods shipped by freight or by express.

We require cash with orders. The best way to send your money is in the form of an express or postoffice money order, bank draft, or the currency in a registered letter. We positively guarantee to satisfy you or return your money.

How to Find the Quantity of Paper You Will Need for Various Rooms.

First—Ascertain the distance around room by taking a yard stick or tape measure and start at one of the corners and measure all four walls, finishing at the same point from which you started. **Next**—Find the height of room by measuring from ceiling to floor. When the distance around room as well as the height has been determined, refer to the table on this page and you will learn just how much paper is required. Do not allow for windows, doors and waste, as we have already made those allowances in our figures.

Distance Around Room, Feet	DOUBLE ROLLS OF SIDE WALL NECESSARY, ACCORDING TO HEIGHT OF ROOM					Double Rolls of Ceiling	Yards of Border
	8 feet	9 feet	10 feet	11 feet	12 feet		
30	4	4	5	5	5	1	10
32	4	4	5	5	6	1	11
34	4	5	5	6	6	2	12
36	4	5	5	6	6	2	12
38	5	5	6	6	7	2	13
40	5	5	6	7	7	2	14
42	5	6	6	7	7	2	14
44	5	6	7	7	8	3	15
46	6	6	7	7	8	3	16
48	6	7	7	8	8	3	16
50	6	7	7	8	9	3	17
52	6	7	8	8	9	3	18
54	6	7	8	9	9	4	18
56	7	8	8	9	10	4	19
58	7	8	9	10	10	4	20
60	7	8	9	10	10	4	20
62	8	8	9	10	11	4	21
64	8	8	9	10	11	4	22
66	8	9	10	11	11	5	22
68	8	9	10	11	12	5	23
70	8	9	10	11	12	5	24
72	8	9	10	11	12	6	24
74	9	10	11	12	13	6	25
76	9	10	11	12	13	6	26
78	9	10	11	12	13	7	26
80	9	10	11	12	14	7	27
82	10	11	12	13	14	7	28
84	10	11	12	13	14	8	29
86	10	11	12	13	14	8	29
88	10	11	13	14	15	8	30
90	10	12	13	14	15	9	31
92	11	12	13	14	15	9	31

All our wall paper is put up in double rolls, therefore you will avoid mistakes by not ordering single rolls. Double rolls contains 16 yards of paper each, 18 inches wide. In comparing our prices do not be deceived by the prices quoted by others on single rolls, which contain but 8 yards of paper, or only one-half as much as a double roll.

All our borders are sold at a given price per running yard, and when a customer orders 16 yards of 9-inch border, we send 8 yards of regular width paper, which contains 16 full yards of 9-inch border. Cut the paper along the middle and you will have two pieces each 8 yards in length. All prices quoted on 9-inch borders are for single yards of one-half the width of the paper.

How to Make a Perfect Paste.

To get enough paste for a good size room take 3 pints of flour, rub smooth in 2 quarts of cold water, add 8 quarts of boiling water and let it boil slowly. Stir it constantly for about ten minutes, then let it cool and when cold stir in two tablespoonfuls of powdered alum. Use it about as thick as it will run off the brush conveniently.

If you want a starch paste, which is considered very satisfactory, dissolve 1 pound of the best gloss starch in a quart of cold water. Use a large pail or dishpan. Boil a kettle of water and add it to the starch gradually, stirring constantly until the starch is cooked. When the paste cools and it is too thick it can be reduced or thinned with cold water.

How to Prepare New Walls That Have Never Before Been Papered.

New walls that have never before been papered should be gone over with a thin coat of size. You can make a perfect size for this purpose by soaking 1 pound of glue for twelve hours in cold water and adding 12 quarts of hot water and a tablespoonful of powdered alum. Before putting this size on the walls you should wash off all kalsomine or whitewash. If the walls have been rough plastered or have not been putty coated, rub off the projecting grains of sand with a block of wood before sizing. If the walls are very bad apply a thin paste when size is dry and let paste dry also before papering.

Walls that have been painted should be gone over with a solution consisting of one part ammonia and six parts water before papering.

Board ceilings or walls should be covered with cheese cloth tacked at the edges and then sized, which shrinks it tight to the wall. The row of tacks at the corners and around the casings should be about 2 inches from the same and the ends of the cloth pasted down.

Board ceilings or walls that are not very close can be made airproof and dampproof with our Blue Plaster Board. This Blue Plaster Board is a heavy paper which is tacked on the walls with ordinary tacks. You can paper direct to the plaster board.

In cleaning and sizing your walls be careful to do it thoroughly around the baseboard and casing and you will have no trouble with your paper curling up at the edges.

General Preparations Before Beginning Work.

Get two boards about 8 feet long and 10 or 12 inches wide, lay them side by side, having the ends rest on a table or box. The height should not exceed 3 feet. This will serve as your work table for laying out, trimming, pasting, etc.

Use a plank as a platform to stand on. This should be nearly as long as the width of the room you wish to paper. Make your platform high enough so that your head will be about 6 inches from the ceiling. You can make such a platform by placing a plank or board on two or more ordinary chairs or boxes.

Now secure the other articles needed for your work, such as your brushes, seam roller, shears, bucket of paste, etc. We explain on this page how to make the paste, and by referring to another page in this book you will find that we offer all paperhangers' tools at a very small cost.

You need a smoothing brush with which to smooth down the paper after it is hung and perfectly matched. If no smoothing brush is at hand, a clothes brush or whisk broom can be used. Of course, you also need a paste brush.

A seam roller is required to press down and smooth the edges where each strip of paper laps over or where the two strips are joined together. If you have no seam roller, you can use a bed caster.

CAUTION—Don't use the seam roller until the paste on paper that is hung is partially dry. Wait about ten minutes, otherwise the paste will still be wet and will ooze out at the edges.

Always paper your ceiling first, for if you do the side walls first you are apt to soil the damp, newly papered walls while papering the ceiling.

How to Trim, Match and Prepare Wall Paper.

ILLUSTRATION
No. 1.

Pasting and folding a strip of wall paper.

No experience is necessary. Our illustrations and instructions tell the story and make the work very easy.



then have a clean cut, smooth edge. See below, where we tell you exactly how to paste and trim after it is pasted.

Pasting and Trimming Wall Paper.

Your bucket of paste should be placed at your right hand side. Now apply the paste evenly with the paste brush on the top strip of paper, beginning at the left hand side of the table as you face the table. After you have applied the paste on about one-half of the length, lay aside your brush and fold over the part of the paper that is pasted, using extra care to see that the sides are exactly even (see illustration No. 1).

After you have found out the length of your room, unroll the ceiling paper face up, on your work table, then match and cut it (enough for the ceiling). Be sure you have at least 3 or 4 inches at each end to come down on the side wall when papering the ceiling (see illustration No. 3). It is absolutely necessary to have your ceiling paper come down on the side wall a trifle, to cover any space left blank after border is put on, caused by ceiling not always being perfectly level. Allow 2 inches at least at each end in addition to the length of room for this purpose. The larger the design the more surplus is required for matching; this surplus will be covered by the border or side wall paper. Before starting to hang, cut sufficient lengths of paper to cover the entire ceiling. Turn all the paper face down, and you are now ready to apply the paste on the first or top length.

We cannot trim wall paper before shipping, for no matter how carefully the paper is packed, there is danger of the edges being roughened, and if the edges are not clean cut you cannot do a good job of paper hanging. Wall paper can readily be trimmed with an ordinary pair of shears; in fact, it is so easily done that a boy or girl can do the work in a few minutes, and you will




ILLUSTRATION
No. 2.

Trimming a strip of wall paper after it has been pasted. It is as easy as A B C.

Now apply paste to the other half and fold that over toward the center, the same as the first half. If the strip of paper is longer than your table, paste the left half, and after folding allow the folded end to hang over the end of the table and rest




ILLUSTRATION No. 3.

Hanging the ceiling paper, showing exactly how to put on the first strip of paper and how it should lap 2 inches on the side wall at each end and at the side all the way along.

on the floor while you are pasting and folding the other half. You now have an entire strip of paper before you, all pasted and folded, and the sides of the paper perfectly even and ready for trimming. Draw the paper toward you, about 3 inches from the edge of the table, and proceed to trim, commencing at the right (see illustration No. 2). The great advantage of trimming after pasting is that the paste will then be more evenly distributed on the edges. It also takes less time, since you are able to trim two thicknesses at once. Always be sure to paper the ceiling first.

How to Hang the Ceiling Paper.

After the selvage is trimmed off, as above explained, your paper will be 18 inches wide. We have already explained at the top of page 4 why when papering a ceiling the ends should come down a few inches on the side wall. For the same reason the first strip put up and also the last strip of ceiling paper should lap 2 inches on the side wall.

As a guide for hanging the first length of ceiling paper properly, take a piece of chalk or charcoal and draw a line on the ceiling 16 inches from the side wall. This is best done by driving a small nail in ceiling 16 inches from the side wall, at each end of the room before starting to paper. Chalk a piece of cord, tie same to the nails, draw it tight, then take hold of the cord in the center, pull down and let it go. The cord will strike the ceiling and leave a straight chalk line (we show this line in our illustration No. 3 on this page).

Now take the first piece of ceiling paper (which you have already pasted, folded and trimmed), mount your raised platform, unfold the end to your right (as you start in at the right hand corner of the room), let the other end, which is still folded, hang over a roll of paper which you hold in your left hand (see illustration No. 3 on this page). Commence at the corner of ceiling, at your right, having the first strip come between the chalk line and the wall you are facing, allowing both the ends and the side of the paper to come down on the side wall 2 inches, as before explained.

Now guide your paper with your right hand along the chalk line, at the same time pressing the paper to the ceiling with the flat of your hand as you move along, and smoothing same with your smoothing brush or whisk broom. When half of the first ceiling strip is put on, unfold the other half and continue to the end of the first strip, allowing this end to come down on the side wall the same as the other end.

In hanging the second length you are guided by the edge of the first strip, and so on until the last strip of ceiling paper is put up. The edge of the last strip should also lap at least 2 inches on the side wall. Care must be taken to have your patterns match.

If the ceiling has never been papered, do not fail to first give a coat of size, our No. 30E2790 Prepared Sizing is recommended. If the walls and ceiling have been kalsomined and the kalsomine has been removed and if the sizing underneath the kalsomine happens to be a gloss oil or varnish size, then be sure to add a quart of molasses to your paste before using; this will prevent the paper from coming off the walls, as happens with most wall paper that is pasted on walls sized with gloss oil or varnish.

How to Hang the Paper On the Side Walls.



ILLUSTRATION No. 4.

Showing how to hang the side wall paper, matching it perfectly and allowing at the top for the border.

You should wait about ten minutes before using the seam roller, as the paste is still wet and will ooze out at the edges. Occasionally it will happen that a strip may not be perfectly matched after being hung. In such cases remove the strip at once and proceed over again.

ALWAYS HANG THE SIDE WALL PAPER BEFORE HANGING THE BORDER

Follow the same instructions for cutting paper for side walls as previously given for cutting the paper for ceiling. (See preceding pages.) The paper should be cut from 4 to 5 inches longer than the length required for the side wall that is to be prepared to allow for any waste in the matching. In cutting your side wall paper you can allow for the space of wall that the border will cover.

Be sure to match the pattern of the paper. It is very simple. As you have allowed from 4 to 5 inches in cutting, you can raise or lower each strip or length of paper as the pattern may require. In matching your side wall paper on the work table you will find when a large pattern is selected that there will be at times a waste of 8 to 10 inches that will have to be cut off. The upper end of the side wall paper will be uneven, but the border will cover that. The lower end, which stops at the baseboard, is either trimmed with a base trimmer (see wall paper tools, described and illustrated in this sample book), or with a pair of shears. When using shears, paste your paper in place, close down to the baseboard, use the back of the shears to mark with, running same over top of paper where the top of baseboard and plaster meet, lift your paper a little (the paste still being fresh will permit of this), then cut where you have marked with shears, and smooth down with smoothing brush or whisk broom.

To hang side wall paper, arrange your platform or stepladder so it is about 12 inches from the wall. Commence at any door. This will be of great assistance to you in hanging the first piece of side wall paper straight. Then continue around the room until finished. All short pieces can be used over doors and windows.

Take your length of paper that has been pasted, folded and trimmed, mount the platform or ladder, unfold both ends, so the entire strip hangs perpendicularly. Holding the paper at both top corners (see illustration No. 4), lean forward looking down along the edge and when the paper is properly matched, making the pattern perfect where two strips join, allow the paper to touch the wall, and smooth it down with the smoothing brush or whisk broom.

How to Hang the Border.

The border should be hung last and may be cut in five or six pieces, if that will make it easier for you to hang. Paste, fold and trim the border in the same way you did the side wall and ceiling paper. Take the folded strip of border, mount your platform or ladder, but do not commence in the corner; unfold the right end and have the end lap over on the other wall about 4 inches, and proceed as shown in illustration No. 5 on this page.

Should the ceiling be uneven it is best to draw a chalk line on the wall on a line with the lowest part in the ceiling. This chalk line can be made in the same manner as suggested in the instructions for putting on the ceiling paper, as described on page 5. This will leave the ceiling paper exposed above the border on the wall in some places. It is for this reason that we recommend in our instructions for hanging ceiling paper that it be allowed to come down on side wall 2 inches.

Special Instructions for Hanging Oatmeal Ingrain Papers.

Before hanging Oatmeal Ingrain Paper it is very important that the wall should be in proper condition. The fading of such papers is generally caused by the lime in the plaster or by using the wrong quality of paste. To prevent any action of the lime on the paper, the walls in every case, no matter how solid, should be gone over with a coat of glue sizing (the formula for making the glue sizing is found on page 3 in this book. Our Prepared Sizing, No. 30E2790, is especially adapted for this work).

The paste may be to blame in some cases. The paste must not be too thin, nor should it be applied too heavily, as it may penetrate the paper and cause discoloration. Never use alum paste with oatmeal paper. Alum paste is excellent for ordinary wall paper, but when used with oatmeal ingrain paper it may cause spots to appear. We recommend our Prepared Dry Paste, No. 30E2788, or use the home made paste without alum, mentioned on page 3.

The glue sizing can be applied with a whitewash, kalsomine or paste brush. We illustrate and describe in this book many convenient tools for wall papering which are offered at remarkably low prices.

Advice About the Quantity of Wall Paper to Order.

After you have found out the exact number of rolls of wall paper you require to paper your rooms, as we have outlined on pages 1 and 2, it is advisable to add an extra roll of wall and ceiling paper and several yards of border. We don't want you to buy more paper than you need, but we make the above suggestion with your interest in mind. You may accidentally spoil a strip of paper, or when figuring you may overlook projections such as chimneys, etc. Often an extra roll, which amounts to very little, will save you a great deal of inconvenience in waiting for additional paper.




ILLUSTRATION No. 5.

Showing how to hang the border, beginning 4 inches to the right of the corner of the room where you begin.

LINCRUSTA-WALTON



Nos. 53E1007, 53E1008, 53E1009.

See next page for prices.


We show on this and the opposite page four illustrations representing the different styles of Lincrusta-Walton we handle and each style can be furnished in three colors: Oxford red, dark green or light brown.

All four patterns are adapted for paneling, when this method of decorating is used, and in our No. 53E1007 you will find a pattern that can be used lengthwise, crosswise or in any angle whatever, due to the formation of its decorations, while the other three patterns must always be hung straight up and down, owing to their stripe effect designs. This particular pattern is also well adapted for ceiling panels and for wainscoting stairway walls. No need to cut into strips and match; simply hang in its original length.

Use Lincrusta-Walton for wainscoting in any room in the house where a wainscoting is desired, or for other uses above suggested, and you will have a serviceable as well as an artistic wall decoration. See opposite page for directions for hanging Lincrusta-Walton.

WALL PAPER SAMPLE BOOK.

THE VERY LATEST AND MOST FASHIONABLE WALL DECORATION



Nos. 53E1010, 53E1011, 53E1012.


See next page for prices.

A Great Rival of Wood

Here are a few points in favor of the use of Lincrusta-Walton: Owing to the nature of its composition, it is practically indestructible and will last for many years. It is damp resisting and will withstand any climate. It may be washed with soap and water without the least injury to either material or finish. The colors are permanent. A coat or two of ordinary ready mixed house paint may be applied at any time a change of color is desired. It is not an imitation of anything, but it stands alone in its class. It is better than burlap because it will not fade and will take wood treatment. A fine substitute for wooden wainscoting, for it will not shrink, warp or blister and will prove to be vermin proof.

Directions for Hanging Lincrusta-Walton.


Place the Lincrusta-Walton in a warm room to soften and make it more pliable. Cut the desired lengths, being sure to match the pattern first; the greatest care should be observed in cutting the edges straight. Prepare a package of No. 30E2786 Seroeco Paste and while hot add about one-third flake glue previously prepared (we recommend No. 30E3203 Glue at 16 cents a pound). The glue is prepared by soaking in cold water twenty-four hours, then add boiling water and boil a few minutes. Use the paste warm and apply with a paste brush the same as with wall paper, being sure that the entire surface is covered with paste. Then take the piece of pasted Lincrusta-Walton and attach it to the wall, press firmly, working from center outward, so as to avoid air blisters. The appearance of



Nos. 53E1001, 53E1002, 53E1003.

Prices given below.

blisters on the surface after the Lincrusta-Walton has been pasted on the wall is caused by the paste swelling the backing; the blisters will disappear



Nos. 53E1004, 53E1005, 53E1006.

Prices given below.

blisters on the surface after the Lincrusta-Walton has been pasted on the wall is caused by the paste swelling the backing; the blisters will disappear after the paste is dry. **SAMPLES MAILED FREE ON REQUEST.**


Complete printed instructions sent with goods, thus assuring a first class job. All designs are 19 1/4 inches wide when trimmed.			
No. 53E1001	Red.	See illustration for design.	14c
No. 53E1002	Green.	Same design as No. 53E1001.	14c
No. 53E1003	Brown.	Same design as No. 53E1001.	14c
No. 53E1004	Red.	See illustration for design.	14c
No. 53E1005	Green.	Same design as No. 53E1004.	14c
No. 53E1006	Brown.	Same design as No. 53E1004.	14c
No. 53E1007	Red.	See illustration for design.	14c
No. 53E1008	Green.	Same design as No. 53E1007.	14c
No. 53E1009	Brown.	Same design as No. 53E1007.	14c
No. 53E1010	Red.	See illustration for design.	14c
No. 53E1011	Green.	Same design as No. 53E1010.	14c
No. 53E1012	Brown.	Same design as No. 53E1010.	14c

Fiber Veneer for Floors and Walls

Looks Like Genuine Oak Wood But Costs Little

This new wall and floor covering or veneer is applied to the walls or floor with ordinary paste and when dry a coat or two of varnish is applied over it, resulting in a surface that has the appearance of genuine oak wood.

This Fiber Veneer is the only wall or floor covering on the market at a reasonable price which gives a perfect quartered oak effect because the designs are direct copies from the oak itself. For a border or margin around a carpet or rug it has no equal. Especially suitable for wall covering where an expensive wood effect is desired at a small cost. Dining room walls may be treated as follows: Paste the border beneath the plate rail, then finish the bottom of the wall with the body fiber veneer and when dry apply one or two coats of varnish, which will give you a surface that may be washed or polished the same as any wood-work or furniture. Should the border be too wide, it may be trimmed to any width desired. The strip of border that is cut off may be used above the baseboard.



Fiber Veneer is put up in rolls like above illustration.





Illustration of Border.



How a floor will look covered with Fiber Veneer.

An old unsightly soft wood floor can be made to look like an expensive oak veneered floor with very little labor or expense.

Directions printed on back of each roll. One roll contains 11½ yards, 36 inches wide and will cover 100 square feet. Border is sold by the yard and is 18 inches wide.

No. 53E1170	Fiber Veneer Body, light oak, per roll.....	\$1.15
No. 53E1171	Fiber Veneer Body, dark oak, per roll.....	1.15
No. 53E1176	Fiber Veneer Border, light oak, per yard.....	.10
No. 53E1177	Fiber Veneer Border, dark oak, per yard.....	.10

We cannot fill orders for less than 3 yards of border.

Exceptional Values.

ROOM MOLDINGS

Satisfaction Guaranteed.


Decorated Molding.




Fancy Decorated Molding, 1½ inches wide. Finished in shades of the same color, delicately blended, gilt tipped ornaments. The illustration will give you some idea of the ten; it is one of the prettiest produced. Furnished in following colors:

- No. 53E1025 Light green bottom and cream top. Used with light green or cream papers. Price, per foot.....2c
- No. 53E1026 Green. Used with wall paper or decoration where the general color effect is green. Price, per foot.....2c
- No. 53E1027 Blue. Used with wall paper or decoration where the general color effect is blue. Price, per foot.....2c
- No. 53E1028 Brown. Used with wall paper or decoration where the general color effect is brown. Price, per foot.....2c
- No. 53E1029 Red top, green bottom. Used with wall paper or decoration where the general color effect is red or green. Price, per foot.....2c
- No. 53E1030 Light gray top and dark gray bottom. A candid molding for gray background papers. Price, per foot.....2c

Gilt Moldings.




No. 53E1032 All Gilt Fancy Molding, 1½ inches wide. The latest design. Used with any shade or color of wall decoration. Price, per foot.....2c




No. 53E1033 Beautiful New All Gilt Molding, 1½ inches wide. The top part is reeded and has raised ornaments. May be used with any shade or color wall paper. Price, per foot.....2c


Gilt Moldings.




No. 53E1034 All Gilt Molding, 1½ inches wide. Palm leaf design. One of the latest patterns. Will look well with any pattern wall paper. Price, per foot.....2c



No. 53E1035 All Gilt Molding, 1½ inches wide. Plain design, yet very effective. Leading Chicago decorators are using this molding, which proves its merits. Price, per foot.....2c



No. 53E1038 Fancy All Gilt Molding, 2 inches wide. Made in the new motif design. Used with any shade or color of wall paper. Price, per foot.....3c



No. 53E1039 All Gilt Molding, 2 inches wide. Heavy design. Very artistic and attractive. Price, per foot.....3c

Gilt Moldings.




No. 53E1040 The Finest All Gilt Molding made, 2 inches wide. Lower part finished in bright gilt; upper part in burnished gilt. Sold elsewhere up to 10 cents per foot; our price less than half. Used with any color wall paper. Price, per foot.....4½c



No. 53E1042 Burnished Gilt Molding, 1½ inches wide. The very best quality of gilt, will last for years. Lower part finished in mat gold and upper part highly burnished. No better on the market. Can be used in any room with any color wall decoration. Price, per foot.....3c

Oxidized Gilt Moldings.



Oxidized Gilt Moldings will add immensely to the decoration of dining rooms, libraries, living rooms and dens. The finish is entirely new, resembling a pure gold that has become oxidized or discolored by exposure. The raised ornaments of the molding are bright gilt, with either a brown or green tint, while the background or sunken portions are finished in a dark stained bronze. A very handsome molding.


No. 53E1050 Oxidized Gilt Molding, finished in green, 1½ inches wide. Used with green or red background papers. Price, per foot.....2½c

No. 53E1051 Oxidized Gilt Molding, finished in brown, 1½ inches wide. Used with brown, tan or cream papers. Price, per foot.....2½c


White and Enameled Moldings.



No. 53E1055 Polished White Enameled Molding, 1 1/2 inches wide. Guaranteed the very highest grade of molding. Will look well with any light color wall paper or decoration. Can be used in parlors, dining rooms, bedrooms, etc.
Price, per foot.....1 1/2c



No. 53E1056 White and Gold Molding, 1 1/2 inches wide. White enameled with 1/2-inch mat gold stripe running through center, producing a very pretty effect. Can be used with any light color wall paper or decoration.
Price, per foot.....2 1/2c




No. 53E1057 New White Molding, 1 1/2 inches wide. Semi or half gloss finish. The prettiest and neatest molding on the market. As illustrated, this molding has three gilt lines. Used with any light color wall paper.
Price, per foot.....2 1/2c

White Enameled Cove Molding.



No. 53E1088 White Enameled Cove Molding. The highest quality white cove molding made.
Width, inches.....1 3/4 2 1/2 3
Price, per foot.....3c 5c 6c

Ornamented Imitation Oak Molding.



No. 53E1066 Finest Ornamented Imitation Oak Molding made, 2 inches wide. Top part is beautifully grained and polished in exact imitation of quarter sawed golden oak and the ornaments are finished to match. Price, per foot.....3 1/2c

Imitation Oak and Pine Moldings.



Imitation Oak and Georgia Pine Moldings, nicely grained and polished. Guaranteed the best on the market. Used with any color wall paper or decoration.


No. 53E1068 Imitation Oak, 1 1/2 inches wide. Price, per foot.....1 1/2c

No. 53E1069 Imitation Oak, 2 inches wide. Price, per foot.....2c

No. 53E1070 Imitation Georgia Pine, 1 1/2 inches wide. Price, per foot.....1 1/2c

No. 53E1071 Imitation Georgia Pine, 2 inches wide. Price, per foot.....2c

Veneer Grained Molding.




A better finished molding than the ordinary imitation oak. Suitable for any color wall paper or decoration.

No. 53E1074 Veneer Grained Molding, 1 1/2 inches wide. Price, per foot.....2c

No. 53E1075 Veneer Grained Molding, 2 inches wide. Price, per foot.....3c

Combination Cove and Picture Moldings.

This molding can be used with or without wall paper borders. A popular way is to hang the side wall paper close to the ceiling and put up the cove molding, doing away with border.



Decorated Cove Molding, 1 3/4 inches wide. Finished in two shades of the same color, delicately blended with gilt tipped ornaments. Finished in the following colors:

No. 53E1081 Green. Used with wall paper where the general color effect is green.

Price, per foot.....3 1/2c


No. 53E1082 Brown. Used with wall paper where the general color effect is brown.

Price, per foot.....3 1/2c

No. 53E1083 Cream. Used with wall paper where the general color effect is yellow or cream.

Price, per foot.....3 1/2c

Imitation Oak Cove Molding.




Imitation Oak Cove Molding. Pictures can be hung from this molding, being a combination picture and cove molding. It removes the sharp angles where the side wall connects with the ceiling and gives the ceiling a well finished appearance. Easily put up. Imitation oak, beautifully grained and highly polished. Will harmonize with any color wall paper or decoration.

No. 53E1085 Imitation Oak.

Width, inches.....1 3/4 2 1/2 3 4
Price, per foot.....2 1/2c 4 1/2c 5 1/2c 6 1/2c

All Gilt Cove Molding.



No. 53E1090 All Gilt Cove Molding. Used with any gilt wall paper. No better on the market.
 Width, inches.....1¾ 2½ 3
 Price, per foot.....4c 6c 8c

Beadings and Corner Ornaments

Angle Beading.



No. 53E1100 Angle Beading. Put in angle of wall and ceiling same as the cove molding, but no pictures can be hung from the beading. Picture molding can be used in connection with the beading. Extensively used for finishing parlors, dining rooms and bedrooms. Used with any color wall paper or decoration. Solid gilt, ¾ inch wide.
 Price, per foot.....2c

Burnished Beading.



No. 53E1108 Burnished Gilt Beading, ½ inch wide. Used for paneling, etc.
 Price, per foot.....1½c

Oxidized Beading.



No. 53E1104 Oxidized Gilt Beading. 1 inch wide. For paneling and to be used for a divider in place of room moldings. See description of Oxidized Gilt Moldings on page 11.
 Price, per foot.....2c

Flat Beadings.



No. 53E1102 Ornamented Gilt Flat Beading. For paneling purposes. Can be used for a divider if a narrow molding is desired. 1 inch wide.
 Price, per foot.....2c




No. 53E1106 Ornamented Gilt Beading, ½ inch wide. Used for paneling on ceiling and side wall. The gilt will not tarnish; we guarantee it. See No. 53E1112 and No. 53E1113 for corner pieces used in connection with beading.
 Price, per foot.....1½c



No. 53E1107 Another Design Ornamented Gilt Beading. Very neat and attractive. ¾ inch wide. Used the same as our No. 53E1106 beading.
 Price, per foot.....1½c

Rosettes.

No. 53E1112 All Gilt Carved Rosettes. Diameter, 2¼ inches. Used for corner pieces in connection with our gilt beading on panel work. Very artistic and pretty. Price, each....6c



Corner Ornaments.




No. 53E1113 All Gilt Corner Ornaments. Used in connection with gilt beading for paneling on ceiling and wall. Very fancy. Measures 2½x4 inches. Price, each.....10c

FEW FACTS REGARDING THE QUALITY OF OUR ROOM MOLDINGS.

Handle Only Such Grades as We Know Will Give Satisfaction.


Please remember these points in buying moldings, plate rails, etc. Manufacturers make these goods in different qualities; for example, we could offer you a 1½-inch imitation oak molding 1 cent a foot instead of 1½ cents a foot quoted in this book. We could sell you a white enameled molding at 1 cent a foot instead of 1½ cents a foot as we quote. We could sell you a fancy decorated molding at 1½ cents a foot if we used a cheaper grade of colors and gilt. However, these would not permanently satisfy our customers and we decline to handle such grades. We sell such a large quantity of the better grades of molding that the manufacturer quotes us an exceptionally low price, thus enabling us, on our one small profit plan, to give our exceptional values, selling as we do in every instance the better grades of room moldings at the same prices others ask for the inferior grades. Many firms endeavor to meet our price, but the majority of them sacrifice the quality of the moldings in order to do so; they are unable to fill sufficient quantities to get the lowest price from the manufacturer and they must needs make a larger profit than we do, so are compelled to purchase a cheaper grade of goods in order to meet our prices. You cannot afford to buy your moldings elsewhere.

Chair Rails or Dividers.




No. 53E1122 Solid Oak Plain Chair Rail. Very substantial and highly finished in the best French polish.

Width, inches.....	2	3
Price, per foot.....	3c	4½c



No. 53E1125 Chair Rail. 2½ inches wide. Polished solid oak. Used as chair rail or as dado rail or divider. The finish is the very finest French polish that can be produced.

Price, per foot.....	3½c
----------------------	-----



No. 53E1126 Ornamental Divider or Chair Rail. Used as a dado molding, divider or chair rail. Made in beautifully grained imitation oak. French polished, with ornamented center polished to match. A neat and attractive molding.

Width, inches.....	1½	2	3
Price, per foot.....	3c	3½c	4c

Plate Rails.



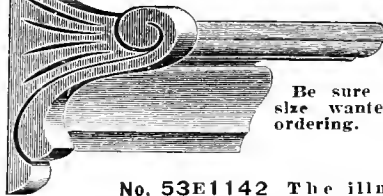
Plate Rails are now put in almost every modern residence. The decoration would hardly be considered complete unless the dining room or library were properly fitted with plate rails. Plate rails are ornamental as well as useful; as illustrated, it is a narrow shelf with grooves to hold photos, china and other fancy articles.

The solid oak is the finest in quality and finish; it is hand polished, similar to the polish on a piano.

The imitation oak is a perfect imitation of solid oak, nicely grained and polished.

No. 53E1130 Solid Oak Plate Rail, 3-inch shelf. Price, per foot.....	8c
No. 53E1131 Solid Oak Plate Rail, 4-inch shelf. Price, per foot.....	10c
No. 53E1132 Imitation Oak Plate Rail, 3-inch shelf. Price, per foot.....	7c
No. 53E1133 Imitation Oak Plate Rail, 4-inch shelf. Price, per foot.....	9c
No. 53E1136 Natural Pine, finished, 3-inch. Price, per foot.....	7c
No. 53E1137 Natural Pine, finished, 4-inch. Price, per foot.....	9c

Plate Rail Ends or Brackets.




Be sure to state size wanted when ordering.

No. 53E1142 The illustration shows one of our carved end pieces attached to a plate rail. They are used to finish ends at doors and windows or in corners, thus doing away with mitering.

3-Inch Polished Oak. Price, each.....	8c
4-Inch Polished Oak. Price, each.....	9c
No. 53E1143	
3-Inch Natural Pine. Price, each.....	7c
4-Inch Natural Pine. Price, each.....	8c

Photo or Card Rail.



No. 53E1146 White Enameled Photo or Card Rail. A pretty rail for bedrooms, sewing rooms or any room with dainty wall decorations. Used in connection with white enameled molding and is usually placed 5 or 6 feet from the floor.

Width, inches.....	1	1½	2
Price, per foot.....	3½c	5c	6c

Unbleached Cheese Cloth.

No. 36E162 36-Inch Cream or Unbleached Cheese Cloth. Low in price, but a big value. Not as closely woven as our higher price number, but a quality that at the low price is well worthy your consideration. Adaptable for covering rough walls before papering, also for hotbed protection, etc. Put up in 32-yard pieces and sold only in this way.

Price, per 32-yard piece.....	\$1.10
-------------------------------	--------


No. 36E164 36-Inch Cream or Unbleached Cheese Cloth. A much better quality than our No. 36E162, being more closely constructed and with more weight. Put up and sold only in 32-yard pieces.

Specially priced at, per 32-yard piece.....	\$1.10
---	--------

THE INTERIOR WOODWORK OF YOUR HOME

can be improved over 50 per cent in appearance by giving it a coat or two of varnish. In our Paint Color Sample Book we fully describe several grades of the best and most durable varnishes and stains on the market, at prices that save you nearly a dollar on every gallon you buy, as compared with prices for similar quality elsewhere. This book also quotes a full line of house paints, enamels, kalsomines, gold paints, brushes, etc. Write and ask for our Paint Color Sample Book. It will be mailed to you free and postpaid on request.

Colored Burlap for Decorating.



Our Burlap for decorative purposes is the best manufactured. It is sized and ready to put on the wall, a coat of special sizing being on the back. Burlap is now extensively used for high class decorating, being principally used for lower parts of wall or wainscoting. It is pasted on the wall, same as wall paper, with any good wall paper paste. The material is 36 inches wide.

No. 53E25 Dark Red.
Price, per yard..... 18c

No. 53E12 Dark Green.
Price, per yard..... 18c

No. 53E47 Brown. Price, per yard..... 18c
Burlap is recommended for schools, churches, stores, also halls, dining rooms and vestibules or residences.
Samples mailed on application.

PAPER BINDERS.

Used extensively as a divider and for paneling in place of wood moldings, also to join ceiling with side wall paper where drop ceiling is used. Sold only in 12-yard pieces. Be sure to state color wanted when ordering. All designs are 3 inches wide.

Set Figure Design Paper Binders.

May be used with floral or set figure design wall papers.

- No. 53E3080 For light or medium blue background papers.
 - No. 53E3081 For gray background papers.
 - No. 53E3082 For tan or brown background papers.
 - No. 53E3083 For dark green background papers.
 - No. 53E3084 For red background papers.
- Price for 12-yard piece, any of above patterns..... 8c

Floral Design Paper Binders.

Used in connection with floral papers only.


- No. 53E3085 For white or cream background papers with yellow flowers.
 - No. 53E3086 For white or cream background papers with pink or red flowers.
 - No. 53E3087 For gray background papers with pink or red flowers.
 - No. 53E3088 For blue background papers with pink or red flowers.
 - No. 53E3089 For light green background papers with pink or red flowers.
 - No. 53E3090 For cream or tan background papers with pink or red flowers.
 - No. 53E3091 For cream or tan background papers with blue flowers.
 - No. 53E3092 For dark green background papers with pink or red flowers.
- Price for 12-yard piece, any of above patterns..... 8c

WALL PAPER SAMPLE BOOK.

Sanitas Washable Wall Covering.

Width, 47 inches. The genuine Sanitas, advertised in all leading magazines by Standard Oilcloth Company. Applied to walls same as wall paper. When soiled, clean with damp cloth. Recommended for kitchens, pantries and bathrooms; also for living rooms. Each pattern excepting E, furnished in blue or green. Pattern E comes in blue only. State color wanted and be sure to mention the letter which designates the pattern you prefer. We also carry a line of plain colors. Samples free on request.

No. 36E2500 Price, any pattern shown, per yard, 20c; full piece of 12 yards... \$2.25

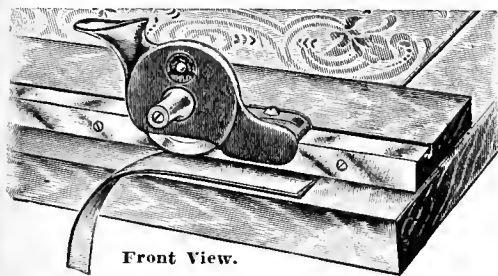


Sanitas Washable Border.

Two patterns, AA or BB, in blue or green. Width—7 inches. Mention pattern and color wanted.
No. 36E2520 Price, per yard, 5c; 12-yard piece for..... 55c

Householders' Wall Paper Trimmer \$2¹⁰

THE RELIABLE SIMPLEX TRIMMING OUTFIT. YOU SHOULD NOT BE WITHOUT THIS WONDERFUL WALL PAPER TRIMMING OUTFIT IF YOU DO YOUR OWN PAPERING.



Front View.


It will pay you to have this wall paper trimming outfit in your home. With it you can trim all the paper in one-quarter of the time it would take with the old method of using shears and, instead of an irregular edge, you will have a clean cut smooth edge, which will enable you to match the paper perfectly and more easily, consequently you can do the entire work in much less time. One of our customers says: "Had I known how much better could hang paper with one of these Simplex Trimming Outfits I would have purchased one years ago, even at the former price of \$1.00 an outfit." The customer referred to owns his own home of six rooms and has found it profitable to have a trimming outfit even though he does not paper every year.

This Simplex Wall Paper Trimming Outfit was originally made for the paperhanger and sold at \$4.00, but since we purchased the patents, making the outfits in our own factory, we have been able to reduce the price to \$2.10 an outfit, all complete. While a few house owners purchased these outfits at the former high price, knowing of their convenience, thousands have bought them since we reduced the price.

No paperhangers' table necessary. Three pieces of board 8 inches wide and about 7 feet in length will make a good a table for the purpose as the manufactured ones. Tack the long piece of zinc on one of the boards near the edge then take the three boards, the one with the zinc strip toward you, lay them side by side and have the ends rest on two tables or any other support, and your table is ready for trimming the paper.

The entire outfit occupies but very little space and can be stored away after you are through with your papering as there is nothing about it that will get out of order. Your money returned if it is not satisfactory.

- No. 30E2854 Simplex Trimmer Outfit, complete, with 7-foot all metal straight edge. Price...\$2.95
- No. 30E2855 Simplex Trimmer Outfit as above, but with 6-foot all metal straight edge. Price. 2.75
- No. 30E2856 Simplex Trimmer Outfit, complete, with 6-foot wood straight edge. Price..... 2.10
- No. 30E2857 Simplex Trimmer Outfit, complete, with 7-foot wood straight edge. Price..... 2.25
- No. 30E2859 Extra Simplex Trimmer Blades, same high quality as furnished with trimmer.
- Price, each..... .15



Paperhangers' Seam Rollers.

Seam Rollers are guaranteed the very best, and with care will last a lifetime. A seam roller is necessary to do good smooth work, and as our prices are very low pay you to include a roller with your order for wall

No. 30E2800 Large Seam Roller, 1 1/2 inches wide, 1 1/2 inches in diameter. Maple roller, polished handle. Weight, 4 ounces. Price.....12c

No. 30E2801 Maple Seam Roller, 1 inch wide, polished. Weight, about 3 ounces. Price.....8c

No. 30E2802 Seam Roller, 1 1/4 inches wide, flat face, rubber covered. Shipping weight, 5 ounces. Price.....9c

No. 30E2803 Celluloid Covered Seam Roller. This is the same as No. 30E2802, but has a celluloid cover-plate of rubber. One of the most practical low priced made. Weight, 3 ounces. Price.....12c

No. 30E2806 Side Arm Roller, bevel face, celluloid and, 1 inch wide. The handiest manufactured. Indispensable sills, door casings and frames. Shipping weight, 5 s. Price.....28c

No. 30E2807 Same style as above, but with wood roller. Weight, 3 ounces. Price.. 14c

No. 30E2812 The Zylonite Roller, oval face. For the best paperhanger; will wear out. Shipping weight, 10 ounces. Price.....53c



A Very Satisfactory Roller. Width, 8 inches.



No. 30E2808 Smoothing Roller. Price.46c

Wheel Knives, Base Trimmers, Etc.

Our Paperhangers' Tools are made of select material. Should a blade or any part break, due to a defect in the material, we will replace the tool free of charge.

No. 30E2820 Wheel Knife for Trimming Wall Paper. Shoulder on both sides. Blade 2 inches in diameter. Shipping weight, 3 ounces. Price.....20c

No. 30E2822 Base Trimmer. Serrated edge, iron handle. A handy tool for trimming around casings, frames, etc. Shipping weight, 5 ounces. Price.....22c

No. 30E2824 Wall Paper Trimmer or Wheel Knife. The thumb rest directly over the wheel will enable you to cut several thicknesses of paper with very little pressure. Blades are made of the best tempered steel. 2 inches in diameter. Price.....42c

No. 30E2826 Wheel Combination Base Trimmer and Paper Knife. No paperhanger should be without this handy tool. Shipping weight, 5 ounces. Price.....35c

No. 30E2828 Wheel Knife. Offset handle, a very handy tool. 2-inch blade. Nickel plated frame. Shipping weight, 6 ounces. Price.....35c

No. 30E2830 Base Trimmer, for trimming around casings, frames, etc. Short bevel plain edge, case hardened, nickel plated steel bracket, polished maple handle. Blade, 1 1/2 inches in diameter. Weight, 3 ounces. Price.....20c

No. 30E2832 The Simplex Rotary Knife. Will cut ten thicknesses of Ingrain, four thicknesses of burlap, also cut Linerusta with ease. The handle fits the hand perfectly. Highly nickel plated. Weight, 8 ounces. Price.....36c

Knife for Cutting Out Wall Paper Borders and Making Stencils.

No. 30E2837 Stencil Knife for cutting stencils and cutting out wall paper borders. Makes a clean cut. Blade is made of best razor steel. Swivel joint. Price.....38c


Perforating Wheel for Cutting Out Wall Paper Borders.



No. 30E2836 You can do better and quicker work with this tool than with scissors or shears. Handle is made of brass; wheel of hard steel. Swivel joint. Price.....30c
Illustration below shows how tool is used.



Simplex Plumb and Level.



May be used on either Simplex all metal or wood straight edge. Will not drop, slide or shake off. Not necessary to hold when obtaining plumb or level, thus leaving the hands free for marking. Made entirely of bronze and will be found a valuable addition to the paperhanger's tool kit.

No. 30E2853 Simplex Combined Plumb and Level. Price, each.....45c

Nolan's Patent Folding Straight Edge.

Something New. Convenient for Carrying on Street Cars.

No. 30E2865
Folds up into half its length. Made of three strips of high-
seasoned pine and red birch, brass bound on both sides, will
fit Ridgely, Simplex and Standard trimmers. Guaranteed
not to warp or twist and to remain perfectly true.
Price, 7 feet long, each.....\$2.95

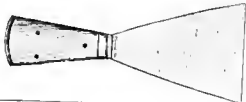
Paperhangers' Knives.

No. 30E2934 Square point;
finely tempered steel; blade, 3
inches long. Shipping weight, 3
ounces.
Price.....12c



No. 30E2936 Round point;
best of steel blade, 3 inches long.
Shipping weight, 3 ounces.
Price.....12c

No. 30E2924 Scraping
Knife, best steel blade, coco-
bolo handle, lap bolster.
Weight, 5 to 7 ounces.
Width blade, in.....3
Price.....35c 4c



Folding Pasting Table.



Prices quoted
do not include
tools.

The best on the market.
Made of the very best
material. Strong and
light in weight, with
space and hooks for car-
rying straight edge and
tools. 22 inches wide
open, 11 inches closed.
Shipping weight, 20 to
23 pounds.

No. 30E2840 Price, 7 feet long.....\$2.50
No. 30E2841 Price, 8 feet long.....2.60

Nolan's Patent Folding Paste Board.

Convenient for Carrying on Street Cars.



No. 30E2843 The strongest folding board on the mar-
ket. Made of the best selected seasoned and kiln dried lumber.
Braces furnished with each board. Can be folded very com-
pact for carrying. Folds up into half its length, forming a
bundle 42 inches long, 11 inches wide. These boards are
guaranteed not to warp or sag in the middle. Weight, 17
pounds.

Price, 7 feet long, each.....\$2.54

Ruled Knife Straight Edge.


WITHOUT BRASS.

Made of the
best lumber and is
as true as a straight
edge can be made.
Made of five pieces,
hard maple on
outer edges. This is not the cheap straight edge usually found
on the market.



No. 30E2866 Length, 6 feet. Price.....55c
No. 30E2867 Length, 7 feet. Price.....65c
No. 30E2868 Length, 8 feet. Price.....80c

Improved Paste Board.



This paste board is
made of 1/2-inch thick,
clear, air dried white-
wood, built up of sev-
eral boards, tongued
and grooved, and glued
to prevent dish-
ing. Four battens to pre-
vent warping and hinged with three hinges. A better board
cannot be made. 22 inches wide, open; 11 inches wide,
closed.

A zinc strip furnished with each board.
No. 30E2842 Length, 6 feet. Price.....\$1.20
No. 30E2845 Length, 7 feet. Price.....1.33
No. 30E2847 Length, 8 feet. Price.....1.45

Folding Box Paste Board.

No. 30E2846 The
handiest paste board
made. Folds into space
8 inches wide by 2
inches deep, and will
hold straight edge,
trestles and tools, so that the entire outfit can be easily
carried. Notches hold boards rigid on trestles. 24 inches
wide when open. Weight, about 15 pounds.
Price, 7 feet long.....\$1.60




Nolan's Patent Folding Trestles.



Price, per pair.....88c

No. 30E2849 Strongest and
most practical made. All joints
are strengthened with special
steel clamps so there is no dan-
ger of splitting the sticks where
the bolts pass through. Made
of very best material. These
trestles will stand more heavy
work and rough usage than any
other. Return them if not as
represented.

Paperhangers' Shears.



No. 30E2834 Wilbert Paperhangers'
Bankers' Shears. Nickel plated steel laid blade
and enameled handles. Fully warranted. Shi-
pping weight, 10 to 14 ounces.

Size, inches.....10 12 14
Length of cut, inches.....5 7 8
Price.....60c 70c 98c

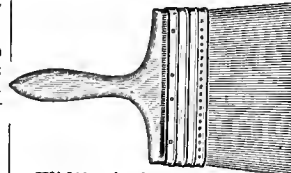
Paperhangers' Paste Brushes.

No. 30E3134 Mixed white
and gray bristles, all hair, no
fiber, double nailed, leather
bound. Width, 7 1/2 inches; length
of bristles, 3 1/4 inches.

Price.....48c



No. 30E3135
For the profession-
paperhanger. A we-
made, high grad
brush with long
handle. Pure gra
Russian bristles;
galvanized bands.




Width, inches.....7 7
Length of bristles.....4 1/2 4 3/8
Price.....\$1.40 \$1.7

Paperhangers' Smoothing Brushes.

No. 30E3130
Householders' Smooth-
ing Brush. A brush of
this kind is necessary
to insure a good
smooth job of paper-
hanging. Made of se-
lected elastic gray fiber that will not scratch no
tear the paper. This brush should not be con-
pared with the heavy coarse fiber brushes that
are usually sold at from 10 to 15 cents.

Price.....10
No. 30E3132 Paperhangers' Smoothing Brush
Two rows stiff Chinese bristles, 2 inches long
wire bound.

Width, inches.....10 12
Price.....55c 70c



WALL PAPER SAMPLE BOOK.

Seroco Perfect Cold Water Dry Paste.

No Smell. No Vermin. No Waste.



No. 30E2788 Dissolves immediately in cold water. Makes the best transparent and snow white paste. Can be made to any consistency by adding more or less of the dry paste. It is very adhesive and the most economical dry paste on the market. Convenient, saves time, is mixed at the job and is ready for immediate use. Warranted chemically

pure, will never sour, and can be used to hang any kind of wall paper.

- Price, per 2½-pound package.....\$0.20
- Price, per 25-pound pail..... 1.75
- Price, per 100-pound drum..... 6.00

One 2½-pound package will make a large pail of ready to use paste.

Seroco Prepared Paperhangers' Sizing.

Dissolves Instantly in Cold Water.

No. 30E2790 Unequaled for sizing walls which have been painted or varnished or on new or rough walls. Painted walls will not take paste before being sized; new walls are very porous and absorb the paste, resulting in the wall paper becoming loose. With this preparation anyone can hang wall paper on new, painted or varnished walls with the assurance that the wall paper will stick. One pound will make 1 gallon of sizing ready for use.




- Price, per 2-pound package.....\$0.20
- Price, per 5-pound package..... .45
- Price, per 25-pound drum..... 2.00

Seroco Patent Prepared Paste Flour.

Only Boiling Necessary.

No. 30E2786 Warranted never to sour and to make the strongest and most adhesive paste. One pound will make 3 gallons of ready to use paste or 1 gallon of solid paste. No chemicals or preservatives required.

- Price, per 1-pound package.....\$0.10
- Price, per 25-pound drum..... 1.50




Used as a Chair.

Folding Stepladder.

No. 30E2951 This Combination Stepladder and Kitchen Chair will prove very useful to the housewife for it is just high enough to use in hanging curtains, dusting picture moldings, washing top windows and is always working, never in the way. When not in use may be folded and used as a chair. Made of hardwood and varnished in light color. Height when extended, 3 feet. Weight, about 10 pounds.


Price\$1.20



Used as a Stepladder.

\$1²⁰

Painters' Trestles or Stepladders.




95c

No. 30E2949 Made of clear selected pine, very light in weight, yet strong. Braces so arranged that plank can be put on either step. Steps are braced with irons in front and back. Weight, 3½ pounds per foot.

- | | |
|--------------|--------|
| Height | Price |
| 5 feet..... | \$0.95 |
| 6 feet..... | 1.14 |
| 8 feet..... | 1.52 |
| 10 feet..... | 1.90 |

A Substantial Stepladder.



75c

No. 30E2948 This is in our opinion the very best Stepladder ever put on the market. Every step is securely braced with a hardwood girder or truss. This ladder, in addition to a handy pail shelf, has double flanged steel hinge cleats riveted to top and sides and is fitted with a folding angle iron lock brace. A very safe and durable ladder and worth a great deal more than the price we ask. Weight, about 2¾ pounds a foot.


- | | |
|-------------|--------|
| Height | Price |
| 5 feet..... | \$0.75 |
| 6 feet..... | .88 |
| 8 feet..... | 1.16 |

BLUE PLASTER BOARD

A Strong, Tough Cardboard, Used With Good Results as a Substitute for Lath and Plaster.

Less than $\frac{1}{4}$ cent a square foot for our Fulton Brand Blue Plaster Board. This material is being used very extensively in camps, cottages, bungalows, etc., as a substitute for lath and plaster. Wall paper may be used over it, or by covering the seams with one-half round molding a very neat paneled effect may be had. See illustration.


Fulton Brand Blue Plaster Board is light weight cardboard, less than 1-16 of an inch in thickness, made only in AA grade from carefully selected stock and makes a sheet exceedingly strong and durable. In color it is a pleasing shade of blue, and where the one-half round molding (used for covering the seams) is painted white, the color combination of the Blue Plaster Board and the white molding is very pleasing. It is put on with ordinary bill-posters' tacks; or any large headed tack will do. If Blue Plaster Board is to be covered with wall paper, we recommend that a narrow strip of cheese cloth be pasted over all joints. This prevents the wall paper from cracking at the seams after it becomes dry. As a sheathing paper it would be hard to obtain a stronger or tougher paper for the purpose than our Fulton Brand Blue Plaster Board.




Interior of Summer Cottage Lined With Blue Plaster Board.

Blue Plaster Board is shipped direct from our Chicago store or from warehouse in Kansas City, Mo. It can be included with your order for wall paper or other merchandise.

Catalog No.	Number of Square Feet per Roll	Width, Inches	Weight, Pounds	Price, per Roll, From Kansas City	Price, per Roll, From Chicago
63E3012	250	36	30	\$0.61	\$0.52
63E3013	500	36	60	1.14	1.00





CEILING.

BORDER.

SIDE WALL.

For Color Design, Turn Over. The color design of paper described and priced below is on other side of this sheet.

<p>3 CENTS A Double Roll</p>	<p><i>The Spray</i></p>
---	-------------------------


A full 16-yard roll of new wall paper in the latest design at 3 cents a double roll. Suitable for papering kitchens, bedrooms, etc. This paper is made without background coloring, the design being printed directly on the raw paper. It is therefore very much lighter in weight, and as it costs just as much to hang this paper as the more serviceable heavy background paper, we recommend that you select one of the rich, heavy background papers. While 26 cents pays for sufficient of this paper to paper an ordinary room, less than \$1.00 will secure for you one of our rich, heavy background papers, which will wear longer, look better and be less susceptible to dust and dirt.


This paper is made with a 9-inch border. Ceiling has decorations to harmonize.

- No. 53E101 Wall, per double roll..... 3c
- No. 53E2101 Border, 9 inches wide, per yard..... 1/8c
- No. 53E102 Ceiling, per double roll..... 3c

Any of the following Moldings Nos. 53E1055, 53E1068, 53E1070 and 53E1085, may be used with this paper. For prices and descriptions see front pages of this book.

Each Sample Has Price and Description Printed on Back.





CEILING.

BORDER.

SIDE WALL.

For Color Design, Turn Over. The color design of paper described and priced below is on other side of this sheet.

5 CENTS
A Double Roll

The Newell

If you examine and compare this artistic pattern for which we ask only 5 cents a double roll of 16 yards with others, we are positive that you will then favor us with your wall paper order.

The white background with the small silver mica print supported by clusters of flowers and foliage presents a beautiful contrast and makes a pattern of which you will not tire.

Suitable for small bedrooms and hall. The illustration shows side wall, border and ceiling as it appears on the walls. Border is 9 inches wide and, together with ceiling, is nicely colored.


Remember, whether you do the work yourself or hire someone to do it, it costs just as much to hang a very cheap paper as it does to hang high grade paper and, since we can supply you with the highest grade of paper it is possible to make, at 10 to 25 cents a double roll, papers that sell ordinarily at 30 to 60 cents a double roll, it will be to your interest to select one of our high grade heavy weight papers.

- No. 53E105 Wall, per double roll. 5c
- No. 53E2105 Border, 9 inches wide, per yard. 1/4c
- No. 53E106 Ceiling, per double roll. 5c

Any of the following Moldings Nos. 53E1028, 53E1055, 53E1068, 53E1070 and 53E1085, may be used with this paper. For prices and descriptions see front pages of this book.

Each Sample Has Price and Description Printed on Back.





CEILING.

BORDER.

SIDE WALL.

WALL PAPER SAMPLE BOOK.

For Color Design, Turn Over. The color design of paper described and priced below is on other side of this sheet

6 CENTS
A Double Roll

The Wild Rose

It is surprising how low our prices are on such good value paper but when you take into consideration that we buy our raw stock by the carload, manufacture our own wall paper colors, print the paper in our own modern wall paper mill and then sell it on our one small profit plan, eliminating all middlemen's profits, you will better understand that we are alone in the wall paper field when low price and high qualities are considered.

Papers on this order may be appropriately used for sitting rooms, bedrooms and small parlors.


Border is 9 inches wide and shows green forestry indented with red and pink flowers with brown scroll work at bottom. Ceiling has floral decoration with light green background.


- No. 53E107 Wall, per double roll. 6
- No. 53E2107 Border, 9 inches wide, per yard. 1/4
- No. 53E108 Ceiling, per double roll. 6

Any of the following Moldings Nos. 53E1026, 53E1068, 53E1070 and 53E1085, may be used with this paper. For prices and descriptions see front pages of this book.

Each Sample Has Price and Description Printed on Back

SEARS, ROEBUCK AND CO., CHICAGO, ILL.





CEILING.

BORDER.

SIDE WALL.

For Color Design, Turn Over. The color design of paper described and priced below is on other side of this sheet.

7 CENTS
A *Double*
Roll

The Crystal

All our papers are carefully made and tastily colored. Our new marble brick design shown in this pattern is something unusually nice for kitchens and bathrooms.


The marble brick designs offered for sale by other wall paper dealers usually present too much of a sameness. In this pattern we show something out of the ordinary.


Border is 9 inches wide and shows a beautiful landscape with forestry. Ceiling has light green ground with green figure and silver moire effect. See illustration on this page for appearance of side wall, border and ceiling when on the walls.

- No. 53E109 Wall, per double roll..... 7c
- No. 53E2109 Border, 9 inches wide, per yard..... 1/2c
- No. 53E110 Ceiling, per double roll..... 7c

Any of the following Moldings Nos. 53E1068, 53E1070 and 53E1085, may be used with this paper. For prices and descriptions see front pages of this book.

Each Sample Has Price and Description Printed on Back.





CEILING.

BORDER.

SIDE WALL.

For Color Design, Turn Over. The color design of paper described and priced below is on other side of this sheet.

7 CENTS
A Double Roll

The Bagdad

Pearl gray background paper with a beautiful overprint in small white and gray figures. The large decoration consists of red tulips supported by green scroll work, which makes, in our opinion, one of our best offerings in a low priced paper, a paper you would have difficulty in purchasing elsewhere at double our price. This pattern will make an excellent decoration for halls, small parlors and living rooms.

Border is 9 inches wide and, together with light gray ground ceiling, nicely decorated to harmonize with side wall.


Remember, whether you do the work yourself or hire someone to do it it costs just as much to hang a very cheap paper as it does to hang high grade paper and, since we can supply you with the highest grade of paper it is possible to make, at 10 to 25 cents a double roll, papers that sell ordinarily at 30 to 60 cents a double roll, it will be to your interest to select one of our high grade heavy weight papers.

- No. 53E115 Wall, per double roll. 7
- No. 53E2115 Border, 9 inches wide, per yard. 1/2
- No. 53E116 Ceiling, per double roll. 7

Any of the following Moldings Nos. 53E1030, 53E1068, 53E1070 and 53E1085, may be used with this paper. For prices and descriptions see front pages of this book.

Each Sample Has Price and Description Printed on Back





CEILING.

BORDER.

SIDE WALL.

For Color Design, Turn Over. The color design of paper described and priced below is on other side of this sheet.

8 CENTS
A Double Roll

The Wrightwood

Cream background paper with a unique overprint in small tan figures. The large decoration portrays green forestry on cream and blue ground surrounded by a framework of red dots and lines neatly arranged.


This pattern will make an excellent decoration for halls, parlors and dining rooms and you will make no mistake in ordering it for any of these rooms.


Border is 18 inches wide and shows large green medallions beautifully decorated. Ceiling has cream ground with beamed effect design. See illustration on this page for entire pattern.

- No. 53E111 Wall, per double roll..... 8c
- No. 53E2111 Border, 18 inches wide, per yard..... 1c
- No. 53E112 Ceiling, per double roll..... 8c

Any of the following Moldings Nos. 53E1028, 53E1066, 53E1068, 53E1070 and 53E1085, may be used with this paper. For prices and descriptions see front pages of this book.

Each Sample Has Price and Description Printed on Back.





CEILING.

BORDER.

SIDE WALL.

For Color Design, Turn Over. The color design of paper described and priced below is on other side of this sheet.

8 CENTS
A Double Roll

The Queen Amelia

A dainty blue wall hanging suitable for small parlors and bedrooms.

The decorations consist of red and silver floral clusters. The red clusters are joined with blue lace effect ribbon streamers which makes a very pleasing pattern.

We show a 9-inch border for this pattern that blends to a delicate blue ceiling, both with harmonizing decorations.

Remember, whether you do the work yourself or hire someone to do it, it costs just as much to hang a very cheap paper as it does to hang high grade paper and, since we can supply you with the highest grade of paper it is possible to make, at 10 to 25 cents a double roll, papers that sell ordinarily at 30 to 60 cents a double roll, it will be to your interest to select one of our high grade, heavy weight papers.

No. 53E113	Wall, per double roll.....	8c
No. 53E2113	Border, 9 inches wide, per yard.....	1/2c
No. 53E114	Ceiling, per double roll.....	8c

Any of the following Moldings Nos. 53E1027, 53E1055, 53E1068 and 53E1070, may be used with this paper. For prices and descriptions see front pages of this book.

Each Sample Has Price and Description Printed on Back.






CEILING.



BORDER.



SIDE WALL.

For Color Design, Turn Over. The color design of paper described and priced below is on other side of this sheet.

8 CENTS
A Double Roll

The Lola

Borders furnished in 9 or 18-inch width.

A delicately colored decoration with pure white background relieved by silver mica stripes. A most cheerful paper for parlors, dining rooms, bedrooms, etc. Very dark parlors or bedrooms can be made cheerful and bright with this decoration, and the design is such that it will adapt itself to large or small rooms and look well. A comparison will convince you that we are making better papers, in quality of stock, design and coloring, and selling them at prices lower than any other house. Send us your order; if not satisfactory, return the paper at our expense.

We furnish two different width borders with this pattern, one 9 inches wide and the other 18 inches wide. The ceiling has white ground and is nicely decorated to match the border and side wall. See illustration on this page showing entire combination with 18-inch border.

- No. 53E119 Wall, per double roll..... 8c
- No. 53E219 Border, 9 inches wide, per yard..... 1/2c
- No. 53E319 Border, 18 inches wide, per yard..... 1c
- No. 53E120 Ceiling, per double roll..... 8c

Any of the following Moldings Nos. 53E1055, 53E1068, 53E1070 and 53E1085, may be used with this paper. For prices and descriptions see front pages of this book.

Each Sample Has Price and Description Printed on Back.



For Color Design, Turn Over. The color design of paper described and priced below is on other side of this sheet.

8 CENTS
A Double Roll

The Oxford
Borders furnished in 9 or 18-inch width.

A striking pattern is here offered, one that will surely appeal to anyone looking for a beautiful pattern at a low price. Particular attention was given to the colorings and we surely succeeded in making this pattern one of our best offerings at this price.


The background of gray with overprint in two decided styles helps wonderfully in making this number one of the best on the market. For a bedroom you can find no better pattern. Also very desirable for living rooms or halls.

The illustration on this page gives you a fair idea of the entire combination with 18-inch border. We are showing a number of patterns this season with which we furnish either a 9 or 18-inch border. This is one of them and you will readily see the advantage of same. Ceiling is on a light ground and harmonizes nicely.

No. 53E121	Wall, per double roll.....	8c
No. 53E2121	Border, 9 inches wide, per yard.....	1/2c
No. 53E3121	Border, 18 inches wide, per yard.....	1c
No. 53E122	Ceiling, per double roll.....	8c





Any of the following Moldings Nos. 53E1066, 53E1068, 53E1070 and 53E1085, may be used with this paper. For prices and descriptions see front pages of this book.

Each Sample Has Price and Description Printed on Back.




WALL PAPER SAMPLE BOOK.

SEARS, ROEBUCK AND CO., CHICAGO, ILL.



For Color Design, Turn Over. The color design of paper described and priced below is on other side of this sheet.



CEILING.



BORDER.



SIDE WALL.

9

CENTS

A Double Roll

The Newport

We show in this pattern a pretty tile designed with a scenic and forestry effect, a little different from the usual tiles that are recommended for bathrooms, kitchens or passage ways where a color is wanted that is not too dark and will not readily show soil.

The illustration on this page gives an excellent idea of side wall, border and ceiling when used together. You will make no mistake in ordering this pattern. Especially adapted for purposes stated above, but may be used with satisfaction in small stores, offices, etc.


Border is 9 inches wide and represents a typical mountain and chapel scene. Ceiling nicely decorated to match.

- No. 53E117 Wall, per double roll..... 9c
- No. 53E2117 Border, 9 inches wide, per yard..... 1/2c
- No. 53E118 Ceiling, per double roll..... 9c

Any of the following Moldings Nos. 53E1068, 53E1070, 53E1074 and 53E1085, may be used with this paper. For prices and descriptions see front pages of this book.

Each Sample Has Price and Description Printed on Back





CEILING.

BORDER.

SIDE WALL.

For Color Design, Turn Over. The color design of paper described and priced below is on other side of this sheet.

9 CENTS

A Double Roll

The Irene

We are pleased to offer our customers this pattern, which is an artistic design and color, is without a peer. The ever increasing demand for a paper of this medium gray coloring with the very dainty lace effect background interspersed with the delicate running vine of daisies gives a very beautiful effect which we are sure will give satisfaction. The design is very suitable for parlors, living rooms or bedrooms.

The border is 9 inches wide and beautifully decorated with clusters of daisies and pink ribbon effect streamers. Ceiling has light gray ground and is decorated to harmonize. Illustration on this page of side wall, border and ceiling gives you an excellent idea of this combination when on the walls.

- No. 53E123 Wall, per double roll.
- No. 53E2123 Border, 9 inches wide, per yard.
- No. 53E124 Ceiling, per double roll.

Any of the following Moldings Nos. 53E1030, 53E1055, 53E1068, 53E1085, may be used with this paper. For prices and descriptions see front pages of this book.

Each Sample Has Price and Description Printed on Back



For Color Design, Turn Over. The color design of paper described and priced below is on other side of this sheet

9 CENTS
A Double Roll

The Melrose

Very pretty yellow floral design on white background. The peculiar silver mica overprint of lattice work used in this pattern sets off the remaining decorations in excellent style and makes this number very suitable for parlors and bedrooms.


Border is 9 inches wide and is prettily decorated with yellow roses. Ceiling is on white background decorated with silver cross lines and small yellow roses.

Remember, whether you do the work yourself or hire someone to do it costs just as much to hang a very cheap paper as it does to hang high grade paper and, since we can supply you with the highest grade of paper it is possible to make, at 10 to 25 cents a double roll, papers that sell ordinarily at 30 to 60 cents a double roll, it will be to your interest to select one of our high grade, heavy weight papers.

- No. 53E131 Wall, per double roll..... 9
- No. 53E2131 Border, 9 inches wide, per yard..... 1/2
- No. 53E132 Ceiling, per double roll..... 9

Any of the following moldings Nos. 53E1055, 53E1068, 53E1070 and 53E1088, may be used with this paper. For prices and descriptions see from pages of this book.

Each Sample Has Price and Description Printed on Back




CEILING.

BORDER.

SIDE WALL.





For Color Design, Turn Over. The color design of paper described and priced below is on other side of this sheet

9 CENTS
A Double Roll

The Caroline

A neat decorative design that is sure to please. The pink rose in full bloom, together with buds, are tastefully arranged on white background. The green ribbon like drapes and streamers of small green flowers set off the remaining decorations to the best advantage.

This is a suitable pattern for small parlors and bedrooms, especially for those rooms which you wish to have a bright cheerful appearance.

See illustration on this page for entire combination. Border is 18 inches wide, but so decorated that it can easily be cut down to 9-inch width if desired. Ceiling harmonizes nicely.

- No. 53E133 Wall, per double roll..... 90
- No. 53E2133 Border, 18 inches wide, per yard..... 10
- No. 53E134 Ceiling, per double roll..... 90

Any of the following Moldings Nos. 53E1055, 53E1068, 53E1070 and 53E1088, may be used with this paper. For prices and descriptions see front pages of this book.

Each Sample Has Price and Description Printed on Back





CEILING.

BORDER.

SIDE WALL.

For Color Design, Turn Over. The color design of paper described and priced below is on other side of this sheet.

10 CENTS
A Double Roll

The Apollo

The very latest shade in brown, which is so very popular, and the design in itself on the handsomely covered background, produces an effect which is artistic in every detail.


The 9-inch border and ceiling are in perfect harmony with the side wall and we feel confident you will be more than pleased with a room of this combination. Another strong feature is that it will not readily show dust and dirt, making it all the more desirable for stores, offices, kitchens, living rooms and halls.

Remember, whether you do the work yourself or hire someone to do it, it costs just as much to hang a very cheap paper as it does to hang high grade paper and, since we can supply you with the highest grade of paper, it is possible to make, at 10 to 25 cents a double roll, papers that sell ordinarily at 30 to 60 cents a double roll, it will be to your interest to select one of our high grade heavy weight papers.


No. 53E135	Wall, per double roll.....	10
No. 53E2135	Border, 9 inches wide, per yard... ..	1/2
No. 53E136	Ceiling, per double roll.....	10

Any of the following Moldings Nos. 53E1028, 53E1051, 53E1066, 53E1070 and 53E1085, may be used with this paper. For prices and descriptions see front pages of this book.

Each Sample Has Price and Description Printed on Back



For Color Design, Turn Over. The color design of paper described and priced below is on other side of this sheet



10 CENTS
A Double Roll

The Johanna


The many entirely new and up to date high grade papers we are showing this season at such low prices fully demonstrate our ability to undersell other wall paper concerns. Take particular notice of this pattern on white background with small green and gold bronze decorations. Note the beauty of the wreaths of blossoms and green leaves. Suitable for parlor, living room or bedroom.

Border is 9 inches wide and artistically decorated with blossoms, green foliage and pink ribbon. So designed that you can make cut out order if desired by trimming the lower margin of the design along green line. Ceiling has white ground with small circle and floral decorations. See illustration on this page for appearance of entire pattern when on the walls.


No. 53E137	Wall, per double roll.....	10
No. 53E2137	Border, 9 inches wide, per yard.....	1/2
No. 53E138	Ceiling, per double roll.....	10

Any of the following Moldings Nos. 53E1055, 53E1068, 53E1070 or 53E1088, may be used with this paper. For prices and descriptions see front pages of this book.

Each Sample Has Price and Description Printed on Back




For Color Design, Turn Over. The color design of paper described and priced below is on other side of this sheet



CEILING.



BORDER.



SIDE WALL.

10 CENTS
A Double Roll

The Albion

A pretty straw color background, with red, brown and white decoration designed and colored to meet the requirements for a decoration that would be especially suitable for dark parlors or bedrooms. Poorly lighted room should be decorated with light background papers and this is an ideal paper to use. It is made on heavy stock, therefore easily pasted on the walls.

You would doubtless find it difficult to purchase the equal of this pattern elsewhere for less than 20 to 25 cents a double roll of 16 yards. The illustration on this page shows the entire combination.

Border is 9 inches wide and, together with ceiling, is nicely decorated to match the side wall. Border is so designed that it may be cut out by trimming the lower margin of the design along the red dotted line.


- | | | |
|-------------|--------------------------------------|-----|
| No. 53E141 | Wall, per double roll..... | 10 |
| No. 53E2141 | Border, 9 inches wide, per yard..... | 1/2 |
| No. 53E142 | Ceiling, per double roll..... | 10 |

Any of the following Moldings Nos. 53E1035, 53E1056, 53E1068, 53E107 and 53E1088, may be used with this paper. For prices and description see front pages of this book.

Each Sample Has Price and Description Printed on Back



For Color Design, Turn Over. The color design of paper described and priced below is on other side of this sheet.



CEILING.

BORDER.

SIDE WALL.

10 CENTS
A Double Roll

The Blossom

A beautiful floral pattern on white background artistically decorated with yellow lines and gray dots. The large clusters of blue roses supported by the silver decoration on either side presents a beautiful contrast. You may select this number for the bedroom or parlor with confidence that you will be perfectly pleased with your choice.

The border is 18 inches wide, but decorated in such a manner that it may be cut down to a 9-inch width if desired. Ceiling harmonizes perfectly.


See illustration on this page for entire combination as it would appear on the walls.

- No. 53E143 Wall, per double roll.....10c
- No. 53E2143 Border, 18 inches wide, per yard..... 1c
- No. 53E144 Ceiling, per double roll..... 10c

Any of the following Moldings Nos. 53E1055, 53E1068, 53E1070 and 53E1088, may be used with this paper. For prices and descriptions see front pages of this book.

Each Sample Has Price and Description Printed on Back.





CEILING.

BORDER.

SIDE WALL.

For Color Design, Turn Over. The color design of paper described and priced below is on other side of this sheet.

11 CENTS
A Double Roll

The Suberba

Wall papers in this style are becoming more popular every day owing to the long wear possible, due to the fact that they will not readily show soil. The pattern shown here is as neat as it is durable. It is very appropriate for halls, libraries, dining rooms and parlors. The brown background with white dotted overprint is relieved by green and red decorations which makes a very pleasing contrast. We know you will be more than pleased with this pattern.


Border is 18 inches wide and handsomely decorated. Ceiling has tan background with coloring to harmonize. See illustration on this page for appearance of entire pattern when on the walls.

- No. 53E125 Wall, per double roll.....11
- No. 53E2125 Border, 18 inches wide, per yard..... 1
- No. 53E126 Ceiling, per double roll.....11

Any of the following Moldings Nos. 53E1028, 53E1066, 53E1068, 53E1074 and 53E1085, may be used with this paper. For prices and descriptions see front pages of this book.

Each Sample Has Price and Description Printed on Back





CEILING.

BORDER.

SIDE WALL.

For Color Design, Turn Over. The color design of paper described and priced below is on other side of this sheet



CENTS

A Double Roll

The Violet


A background of light gray with overprint of mica and white lace effect lines. The chief decoration consists of purple bouquets which give this pattern that delicate restful tone so much desired in many wall decorations. A very appropriate pattern for parlors living rooms and bedrooms.

Border is 18 inches wide, nicely decorated with festoons of flowers and so designed that it may be cut out if desired. Ceiling has light gray ground and is decorated to harmonize. See illustration on this page for appearance of entire pattern when on the walls.


- No. 53E127 Wall, per double roll.....11c
- No. 53E2127 Border, 18 inches wide, per yard..... 1c
- No. 53E128 Ceiling, per double roll.....11c

Any of the following Moldings Nos. 53E1030, 53E1055, 53E1068, 53E107 and 53E1085, may be used with this paper. For prices and descriptions see front pages of this book.

Each Sample Has Price and Description Printed on Back



The page contains approximately 25 lines of text, which is almost entirely illegible due to extreme blurring and low contrast. The text appears to be arranged in a standard paragraph format, with some lines starting with capital letters. There are some faint, larger characters or symbols scattered throughout the page, possibly representing specific data points or markers in a technical document. The overall appearance is that of a very poor quality scan of a document page.



CEILING.

BORDER.

SIDE WALL.

For Color Design, Turn Over. The color design of paper described and priced below is on other side of this sheet



CENTS

A Double Roll

The Loraine

We show in this number another popular design far from the ordinary and one possessing artistic merit in every sense of the word. To fully realize the beautiful effect this pattern will give it would be necessary to see a full roll, although this sample and the illustration on this page will give you a good idea.

Border is 18 inches wide, with harmonious decorations. Ceiling is cream background, with neat design, prettily colored.


Remember, whether you do the work yourself or hire someone to do it costs just as much to hang a very cheap paper as it does to hang high grade paper and, since we can supply you with the highest grade of paper is possible to make, at 10 to 25 cents a double roll, papers that sell ordinarily at 30 to 60 cents a double roll, it will be to your interest to select one of our high grade heavy weight papers.


- No. 53E145 Wall, per double roll.....11
- No. 53E2145 Border, 18 inches wide, per yard..... 11
- No. 53E146 Ceiling, per double roll.....11

Any of the following Moldings Nos. 53E1055, 53E1068, 53E1070 and 53E1088, may be used with this paper. For prices and descriptions see front pages of this book.

Each Sample Has Price and Description Printed on Back

1870
1871
1872
1873
1874
1875
1876
1877
1878
1879
1880
1881
1882
1883
1884
1885
1886
1887
1888
1889
1890
1891
1892
1893
1894
1895
1896
1897
1898
1899
1900





CEILING.

BORDER.

SIDE WALL.

For Color Design, Turn Over. The color design of paper described and priced below is on other side of this sheet

12 CENTS
A Double Roll

The Alexandra

A handsome stripe effect on white background. Note the natural beauty of the roses and leaves as here portrayed, also the artistic gold bronze decoration. You will make no mistake in ordering this pattern for small parlors or bedrooms.

Border is 18 inches wide, decorated with large red rose bouquet encircled by a gold bronze wreath. May be cut out on heavy gold scroll at bottom of wreaths if desired. Ceiling has white ground and is nicely decorated. See illustration on this page.

Remember, whether you do the work yourself or hire someone to do it, it costs just as much to hang a very cheap paper as it does to hang high grade paper and, since we can supply you with the highest grade of paper it is possible to make, at 10 to 25 cents a double roll, papers that sell ordinarily at 30 to 60 cents a double roll, it will be to your interest to select one of our high grade, heavy weight papers.

- No. 53E129 Wall, per double roll. 12c
- No. 53E2129 Border, 18 inches wide, per yard. 2c
- No. 53E130 Ceiling, per double roll. 12c

Any of the following Moldings Nos. 53E1055, 53E1068, 53E1070 and 53E1088, may be used with this paper. For prices and descriptions see from pages of this book.

Each Sample Has Price and Description Printed on Back

on design of pay
side of this she


languo


ing new for c
and with gre
indue arran
ded by a gre
ray at port
robriety us
ke in orde

is page. Y
ower mar
gray ston

I...
I...

321
on





CEILING.

BORDER.

SIDE WALL.

For Color Design, Turn Over. The color design of paper described and priced below is on other side of this sheet.

12 CENTS
A Double Roll

The Navajo

We take great pleasure in always having something new for our customers. We show here a light gray background with green, gold, bronze, lavender and white decorations. The unique arrangement of the white rose on lavender ground, surrounded by a green and gold bronze framework with small green spray at bottom, makes this pattern unusually attractive. Can be appropriately used for parlors and bedrooms. You will make no mistake in ordering this number.

Border is 9 inches wide and is fully illustrated on this page. You can make a beautiful cut out border by trimming the lower margin of the design on bottom gold lines. Ceiling has light gray ground and is nicely decorated to match.

- No. 53E139 Wall, per double roll..... 12
- No. 53E2139 Border, 9 inches wide, per yard..... 12
- No. 53E140 Ceiling, per double roll..... 12

Any of the following Moldings Nos. 53E1030, 53E1032, 53E1038, 53E1070 and 53E1070, may be used with this paper. For prices and description see front pages of this book.

Each Sample Has Price and Description Printed on Back

up
ce

o
ree
og
red
ton
usa
rin

Y
rg
our


12
12

E10
do

ac

IL





CEILING.

BORDER.

SIDE WALL.

For Color Design, Turn Over. The color design of paper described and priced below is on other side of this sheet.

12 CENTS
A Double Roll

The Ellyn

This beautiful pattern on gray background with overprint small white dots presents something entirely new. The shaded lavender columns are decorated with wreaths of white roses and green foliage and to complete this most artistic design are draped with lavender ribbon streamers. Can you imagine anything more beautiful for parlors and bedrooms?


Border is 18 inches wide and nicely decorated. A beautiful lace effect cut out border can be made by trimming the lower margin of the design. The part trimmed off can be used as a molding or binder. Ceiling has light gray ground and floral decorations connected with narrow lavender ribbon. See illustration on this page.


- No. 53E147 Wall, per double roll 12
- No. 53E2147 Border, 18 inches wide, per yard 3
- No. 53E148 Ceiling, per double roll 12

Any of the following Moldings Nos. 53E1030, 53E1055, 53E1068, 53E1081 and 53E1088, may be used with this paper. For prices and descriptions see front pages of this book.


Each Sample Has Price and Description Printed on Back

part
the
at
ac
a
ap
m
la
n
e
oc
ag
1
1
c






CEILING.



BORDER.



SIDE WALL.

WALL PAPER SAMPLE BOOK.

For Color Design, Turn Over. The color design of paper described and priced below is on other side of this sheet.

12 CENTS
A Double Roll

The Zella
Border, 9 or 18 Inches Wide

Red patterns are greatly in demand for parlors, dining rooms and halls. We show here a red paper which could not be bought elsewhere at less than double our price. The design is well executed and an examination on your part will convince you of the great value we give you in this paper.

Border is furnished in either 9-inch or 18-inch width, which makes this number suitable for rooms with either high or low ceiling. Ceiling has light fawn background and is nicely decorated.


The illustration on this page shows the entire combination with 18-inch border.

- No. 53E149 Wall, per double roll.....12
- No. 53E2149 Border, 9 inches wide, per yard..... 1
- No. 53E3149 Border, 18 inches wide, per yard..... 2
- No. 53E150 Ceiling, per double roll.....12

Any of the following Moldings Nos. 53E1029, 53E1033, 53E1038, 53E1042 and 53E1070, may be used with this paper. For prices and description see front pages of this book.

Each Sample Has Price and Description Printed on Back





CEILING.

BORDER.

SIDE WALL.

For Color Design, Turn Over. The color design of paper described and priced below is on other side of this sheet

12 CENTS
A Double Roll

The Perle


A dainty floral pattern with cream background. The three-line stripe effect in this pattern is something entirely new and is sure to please you. The large circular decoration is artistically arranged with clusters of red and pink blossoms. This will be found a very desirable number for parlors or bedrooms.

The illustration on this page shows the appearance of the entire pattern when on the walls. Border is 9 inches wide and blends into a white background ceiling, both of which are nicely decorated to harmonize with the side wall. Border can be cut out along the lower margin of the design on gold bronze dotted line.

- No. 53E155 Wall, per double roll..... 12
- No. 53E2155 Border, 9 inches wide, per yard..... 1
- No. 53E156 Ceiling, per double roll..... 12

Any of the following Moldings Nos. 53E1033, 53E1035, 53E1039, 53E1041 and 53E1074, may be used with this paper. For prices and descriptions see front pages of this book.

Each Sample Has Price and Description Printed on Back



For Color Design, Turn Over. The color design of paper described and priced below is on other side of this sheet.

12 CENTS
A Double Roll

The Colonial

A strictly Colonial design, a very suitable pattern for parlors, sitting rooms and bedrooms. Not only is the pattern strikingly handsome but it is durable as well. The background is a light buff on which design in green, brown, blue, lavender and white appear to best advantage. The overprint of brown dots serves to subdue the brighter colors.


Border is 18 inches wide, but can be cut down to 9 inches without spoiling the decoration in the least. Ceiling has cream ground with overprint of silver dots and decorations to match.

Remember, whether you do the work yourself or hire someone to do it, it costs just as much to hang a very cheap paper as it does to hang high grade paper and, since we can supply you with the highest grade of paper it is possible to make, at 10 to 25 cents a double roll, papers that ordinarily at 30 to 60 cents a double roll, it will be to your interests to select one of our high grade heavy weight papers.

- No. 53E157 Wall, per double roll. 1
- No. 53E2157 Border, 18 inches wide, per yard.
- No. 53E158 Ceiling, per double roll. 1

Any of the following Moldings Nos. 53E1055, 53E1057, 53E1068, 53E1070 and 53E1074, may be used with this paper. For prices and descriptions see front pages of this book.

Each Sample Has Price and Description Printed on Back





3
15
sit
e
ch
nt
lib
o
to
h
pa
it
sts
1
1
Et
ns
3ac
II

For Color Design, Turn Over. The color design of paper described and priced below is on other side of this sheet.

12 CENTS
A Double Roll

The Nona


We offer in this pattern something entirely new and unusually attractive. The background is pure white with crossline overprint. The columns of gold bronze lines and long stemmed bouquets of purple daisies make this one of the most attractive numbers we show. You may select this pattern for your parlor or bedroom with the assurance that you will not be disappointed.

Border is 18 inches wide but may be cut down at the bottom to 13 or 14½ inches if desired without destroying the pattern. Ceiling has light gray ground with web effect overprint and small gold bronze dots which harmonize nicely.

No. 53E159 Wall, per double roll. 12¢
 No. 53E2159 Border, 18 inches wide, per yard. 2¢
 No. 53E160 Ceiling, per double roll. 12¢

Any of the following Moldings Nos. 53E1033, 53E1038, 53E1056, 53E1066 and 53E1070, may be used with this paper. For prices and description see front pages of this book.


Each Sample Has Price and Description Printed on Back




CEILING.

BORDER.

SIDE WALL.





CEILING.

BORDER.

SIDE WALL.

For Color Design, Turn Over. The color design of paper described and priced below is on other side of this sheet

13 CENTS
A Double Roll

The Oliver

We show in this number a very artistic wall covering, especially adapted for libraries, halls and living rooms. The beautiful design of red and gold bronze on the green background with overprint in white, harmonizes perfectly. This number is sure to please anyone wishing a green paper.


Buy this pattern with the distinct understanding that it may be returned at our expense if not entirely satisfactory. All our papers are sold with this understanding.

Border is 9 inches wide and richly decorated, blending into a light green ceiling which harmonizes in every respect. Please note the illustration on this page showing entire combination.

- No. 53E161 Wall, per double roll.....13
- No. 53E2161 Border, 9 inches wide, per yard..... 1
- No. 53E162 Ceiling, per double roll.....13

Any of the following Moldings Nos. 53E1029, 53E1050, 53E1066, 53E1070 and 53E1085, may be used with this paper. For prices and description see front pages of this book.

Each Sample Has Price and Description Printed on Back



For Color Design, Turn Over. The color design of paper described and priced below is on other side of this sheet.

13 CENTS
A Double Roll

The Leola

We want you to take particular notice of this pattern. The background so much in demand, decorated with gold bronze and green cross stripe and interspersed with clusters of bluets, the flower of innocence, makes this number a charming selection for parlor, sitting room or bedroom.


The delicate gold bronze and green overprint decorations appear to best advantage on backgrounds of this particular shade. The illustration on this page shows side wall, border and ceiling.

The border is 9 inches wide, handsomely decorated. Ceiling is light background and harmonizes nicely.

- No. 53E163 Wall, per double roll.....13
- No. 53E2163 Border, 9 inches wide, per yard.....
- No. 53E164 Ceiling, per double roll.....13

Any of the following Moldings Nos. 53E1025, 53E1033, 53E1039, 53E1053, 53E1068 and 53E1070, may be used with this paper. For prices and descriptions see front pages of this book.


Each Sample Has Price and Description Printed on Back




CEILING

BORDER

SIDE WALL



For Color Design, Turn Over. The color design of paper described and priced below is on other side of this sheet



CEILING.

BORDER.

SIDE WALL.

13 CENTS
A Double Roll

The Tulip
Borders 9 or 18 Inches Wide.

We show here one of the newest and most up to date patterns in wall paper line and a paper we are sure would meet with your approval. The always popular tan background, with the brown poppy design, green foliage and two small buds makes a charming combination sure to please the most fastidious.

We can furnish you with a 9 or 18-inch border to match this pattern. Illustration shows 9-inch border. Ceiling is decorated to harmonize.

Remember, whether you do the work yourself or hire someone to do it costs just as much to hang a very cheap paper as it does to hang high grade paper and, since we can supply you with the highest grade of paper it is possible to make at 10 to 25 cents a double roll, papers that sell ordinarily at 30 to 60 cents a double roll, it will be to your interest to select one of our high grade, heavy weight papers.

- No. 53E165 Wall, per double roll.....]
- No. 53E2165 Border, 9 inches wide, per yard.....]
- No. 53E3165 Border, 18 inches wide, per yard.....]
- No. 53E166 Ceiling, per double roll.....]

Any of the following Moldings Nos. 53E1028, 53E1034, 53E1051, 53E1053, 53E1070 and 53E1085, may be used with this paper. For prices and descriptions see front pages of this book.

Each Sample Has Price and Description Printed on Back



For Color Design, Turn Over. The color design of paper described and priced below is on other side of this sheet

CEILING.

BORDER.

SIDE WALL.

14 CENTS
A Double Roll

The Eolia

This pattern is greatly in demand by high class decorators. Not particularly the shading and beautiful coloring of the roses, daisies and yellow sprays.


The mica columns and water effect middleground present a very artistic arrangement. You will make a mistake if you do not include enough of this pattern in your order for at least one or two rooms. May be appropriately used for parlors, living rooms or bedrooms. The illustration on this page shows the neat appearance of the entire combination.


This paper has an 18-inch border with large floral decoration. Ceiling is nicely decorated in harmony with border and side wall.

- No. 53E167 Wall, per double roll..... 1
- No. 53E2167 Border, 18 inches wide, per yard.....
- No. 53E168 Ceiling, per double roll..... 1

Any of the following Moldings Nos. 53E1055, 53E1068, 53E1070 and 53E1088, may be used with this paper. For prices and descriptions see front pages of this book.

Each Sample Has Price and Description Printed on Back





CEILING.

BORDER.

SIDE WALL.

For Color Design, Turn Over. The color design of paper described and priced below is on other side of this sheet

14 CENTS
A Double Roll

The Laura


The very high quality and low price in a coloring so much in favor at this time makes this paper very desirable. The fine strip and dot effect on the French gray background, with the pink and red roses supported by gold scroll work, makes a very pleasing combination. You may use this decoration for your parlor or bedroom with perfect assurance that you will be delighted with it.

The border is 18 inches wide and shows delicately tinted rose and gold scroll work. Ceiling has light ground with gold bronze dot overprint and small floral decoration. The illustration on the page shows the side wall, border and ceiling.

- No. 53E169 Wall, per double roll.....14
- No. 53E2169 Border, 18 inches wide, per yard..... 2
- No. 53E170 Ceiling, per double roll.....14

Any of the following Moldings Nos. 53E1030, 53E1035, 53E1038, 53E1053, 53E1068 and 53E1070, may be used with this paper. For prices and descriptions see front pages of this book.

Each Sample Has Price and Description Printed on Back



For Color Design, Turn Over. The color design of paper described and priced below is on other side of this sheet.

CEILING.

BORDER.

SIDE WALL.

14 CENTS
A Double Roll

The Stella

This is as neat and up to date a pattern as you can find anywhere season and may be used in parlors or bedrooms.

The background is light green with a number of pretty decorative dark green, red, white and gold bronze. The designs are so arranged a stripe effect is given, making this an ideal pattern for rooms with ceilings.


Border is 9 inches wide and makes a handsome decoration in interior. Ceiling has white ground and is decorated to harmonize.


Remember, whether you do the work yourself or hire someone to do it costs just as much to hang a very cheap paper as it does to hang a high grade paper and, since we can supply you with the highest grade of paper it is possible to make, at 10 to 25 cents a double roll, papers that ordinarily at 30 to 60 cents a double roll, it will be to your interest to select one of our high grade heavy weight papers.


- No. 53E171 Wall, per double roll.
- No. 53E2171 Border, 9 inches wide, per yard.
- No. 53E172 Ceiling, per double roll.

Any of the following Moldings Nos. 53E1025, 53E1032, 53E1038, 53E1068 and 53E1070, may be used with this paper. For prices and descriptions see front pages of this book.

Each Sample Has Price and Description Printed on Back.







CEILING.

BORDER.

SIDE WALL.

For Color Design, Turn Over. The color design of paper described and priced below is on other side of this sheet.

14 CENTS
A Double Roll

The Ardley

Comparison will convince you that we lead in up to date patterns, quality and low prices.

The pattern we show here is one of the season's best offerings. cream background with set design in brown, green and gold bronze makes this a charming pattern for meeting rooms, halls, parlors and dining rooms.

Border is 9 inches wide, nicely decorated and blends to a light ceiling with colorings to harmonize.

Remember, whether you do the work yourself or hire someone to do it costs just as much to hang a very cheap paper as it does to hang a high grade paper and, since we can supply you with the highest grade of paper it is possible to make, at 10 to 25 cents a double roll, papers that sell ordinarily at 30 to 60 cents a double roll, it will be to your interest to select one of our high grade heavy weight papers.


No. 53E173 Wall, per double roll.....


No. 53E2173 Border, 9 inches wide, per yard.....

No. 53E174 Ceiling, per double roll.....

Any of the following Moldings Nos. 53E1028, 53E1032, 53E1038, 53E1068 and 53E1070, may be used with this paper. For prices and descriptions see front pages of this book.

Each Sample Has Price and Description Printed on Back





CEILING.

BORDER.

SIDE WALL.

For Color Design, Turn Over. The color design of paper described and priced below is on other side of this sheet.

14 CENTS
A Double Roll

The Adonis

The design of this pattern is the same as shown in No. 53E169. The background, however, is white and the rose decorations are red and yellow with green foliage. This pattern may be correctly classed with patterns that sell elsewhere at 30 to 35 cents a double roll. May be used for parlors, sitting rooms or bedrooms.


The border is 18 inches wide and, together with ceiling, is beautifully decorated to match the side wall. You will get a good idea of the entire combination by referring to the illustration on this page.

- No. 53E175 Wall, per double roll..... 1
- No. 53E2175 Border, 18 inches wide, per yard.....
- No. 53E176 Ceiling, per double roll..... 1

Any of the following Moldings Nos. 53E1033, 53E1042, 53E1056, 53E1070 and 53E1088, may be used with this paper. For prices and descriptions see front pages of this book.

Each Sample Has Price and Description Printed on Back





CEILING.

BORDER.

SIDE WALL.

For Color Design, Turn Over. The color design of paper described and priced below is on other side of this sheet

14 CENTS
A Double Roll

The Elvira


We show here something out of the ordinary in a semi-chambray effect background and a pattern we consider very handsome. The floral decorations in white are very artistically arranged with just enough gilt coloring added to make the effect a charming success. Makes an exceptionally fitting hanging for a parlor, living room or bedroom. You will make a mistake if you do not include some of this paper in your order.

The border is 9 inches wide and nicely colored. Ceiling has light green ground with silver, gold bronze and white decorations. See illustration on this page.

- No. 53E177 Wall, per double roll..... 1
- No. 53E2177 Border, 9 inches wide, per yard.....
- No. 53E178 Ceiling, per double roll..... 1

Any of the following Moldings Nos. 53E1033, 53E1042, 53E1056, 53E1065 and 53E1070, may be used with this paper. For prices and descriptions see front pages of this book.

Each Sample Has Price and Description Printed on Back



For Color Design, Turn Over. The color design of paper described and priced below is on other side of this sheet.

15 CENTS
A Double Roll

The Eugenia

When you look through this sample book of beautiful patterns you will doubtless wonder how we can afford to sell such high grade papers at such extremely low prices. It is simply the result of prudent buying, careful selection of patterns and the eliminating of all middlemen's profits in manufacturing the papers in our own modern wall paper mills and selling direct to our customers on the one small profit plan.


The pattern we show here is sure to please you. White background with green and gold decorations set off with clusters of red roses framed with gold bronze dots. Nothing nicer for parlors and bedrooms.

Border is 18 inches wide and, together with ceiling, is nicely decorated to match. See illustration on this page.

- No. 53E151 Wall, per double roll..... 1
- No. 53E2151 Border, 18 inches wide, per yard.....
- No. 53E152 Ceiling, per double roll..... 1

Any of the following Moldings Nos. 53E1029, 53E1033, 53E1039, 53E1068 and 53E1070, may be used with this paper. For prices and descriptions see front pages of this book.


Each Sample Has Price and Description Printed on Back



卷之二

第...回

...



...



...

...

For Color Design, Turn Over. The color design of paper described and priced below is on other side of this sheet.

CEILING.

15 CENTS
A Double Roll

The Almira

BORDER.

This pattern is the same design as our No. 53E151, the only difference being in the background and colorings. The background of gray will easily show dust or dirt.

This pattern may be used very appropriately in parlors, sitting rooms, bedrooms, etc. Made with an 18-inch border colored to harmonize. Ceiling has light gray background and is beautifully decorated.

Remember, whether you do the work yourself or hire someone to do it costs just as much to hang a very cheap paper as it does to hang a high grade paper and, since we can supply you with the highest grade of paper it is possible to make, at 10 to 25 cents a double roll, papers that sell ordinarily at 30 to 60 cents a double roll, it will be to your interest to select one of our high grade heavy weight papers.

SIDE WALL.

No. 53E153 Wall, per double roll.....

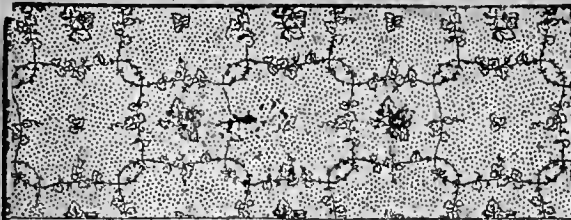
No. 53E2153 Border, 18 inches wide, per yard.....

No. 53E154 Ceiling, per double roll.....

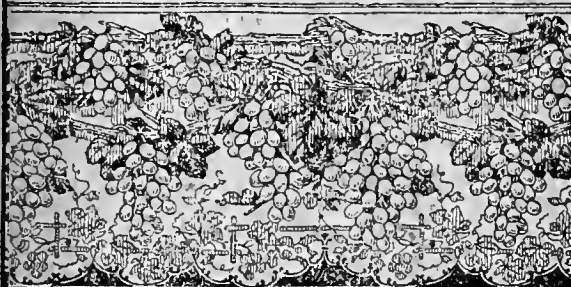
Any of the following Moldings Nos. 53E1030, 53E1034, 53E1038, 53E1068 and 53E1070, may be used with this paper. For prices and descriptions see front pages of this book.

Each Sample Has Price and Description Printed on Back






CEILING



BORDER



SIDE WALL

For Color Design, Turn Over. The color design of paper described and priced below is on other side of this sheet.

15 CENTS
A Double Roll

The Vine

A dining room papered with this number is sure to please the most discriminating person. In making this selection we were careful to select a coloring and design that would fit all requirements. The small black line overprint softens the entire coloring without interfering with the natural appearance of the grapes and leaves. Note the artistic arrangement of the green trellis work and the shadow print of grapes and leaves. You could not secure a pattern like it elsewhere for less than 50 cents a double roll.

This pattern can also be used for the upper third of the wall or above plate rail if desired, using a plain oatmeal paper, ingrain paper, Lincrusta-Walton or burlap for the lower part of the wall.


Border is 18 inches wide and nicely colored. A very pretty cut out border can be made by trimming the lower margin of the design. Ceiling has cream ground and decorated to harmonize. We also show another beautiful grape pattern No. 53E231.

- No. 53E179 Wall, per double roll..... 15
- No. 53E2179 Border, 18 inches wide, per yard..... 5
- No. 53E180 Ceiling, per double roll..... 15

Any of the following Moldings Nos. 53E1028, 53E1035, 53E1051, 53E1066, 53E1085 and 53E1085, may be used with this paper. For prices and descriptions see front page of this book.

Each Sample Has Price and Description Printed on Back





CEILING.

BORDER.

SIDE WALL.

For Color Design, Turn Over. The color design of paper described and priced below is on other side of this sheet.

15 CENTS
A Double Roll

The Aubrey

We are sure this pattern will be in great demand, for it is something new and entirely out of the ordinary. The colorings of bro blue, pink and gold show up beautifully on the background of light stone. The large design of pink and green enclosed by blue scroll work makes the most artistic design we have seen this season. We are justly proud of this number and know it will please all who order it. Suitable for dining rooms, libraries, halls, etc.


The border is 18 inches wide and blends to a cream ceiling, the top of which are tastily decorated to match the side wall. Border may be cut off at the bottom, making a 14 or 15-inch width. The top cut off will make a nice molding or binder.

- No. 53E183 Wall, per double roll.....
- No. 53E2183 Border, 18 inches wide, per yard.....
- No. 53E184 Ceiling, per double roll.....

Any of the following Moldings Nos. 53E1028, 53E1042, 53E1051, 53E1070 and 53E1085, may be used with this paper. For prices and descriptions see front pages of this book.

Each Sample Has Price and Description Printed on Back





CEILING.

BORDER.

SIDE WALL.

For Color Design, Turn Over. The color design of paper described and priced below is on other side of this sheet.

15 CENTS
A Double Roll

The Gem


The artist certainly demonstrated his skill in designing the pattern. The design and colorings are beautiful and will surely appeal to anyone looking for a neat up to date decoration. The large design portrays a bouquet of red roses and buds encircled by a gilt bronze wreath which is draped with sprays of red and pink flowers. This paper may be used for parlors, sitting rooms and bedrooms.

Border is 18 inches wide but may be reduced considerably in width by trimming off at the top and bottom. Ceiling has light blue ground and is nicely decorated to harmonize. See illustration on this page for entire combination.


- No. 53E185 Wall, per double roll..... 1
- No. 53E2185 Border, 18 inches wide, per yard.....
- No. 53E186 Ceiling, per double roll..... 1

Any of the following Moldings Nos. 53E1027, 53E1035, 53E1039, 53E1047, 53E1068 and 53E1070, may be used with this paper. For prices and descriptions see front pages of this book.

Each Sample Has Price and Description Printed on Back



For Color Design, Turn Over. The color design of paper described and priced below is on other side of this sheet.



CEILING.

BORDER.

SIDE WALL.

15 CENTS
A Double Roll

The Clarice


A pattern which is sure to appeal to anyone wanting a bright cheerful design. The blue and gilt bronze colorings show to best advantage on a white background. The floral decorations in pink are very artistically arranged in a frame of gold and connected with gold bronze ribbon streamers. Suitable for parlors or rooms.

Border is 18 inches wide, but as shown in the illustration on page, is designed in such a manner that it may be cut down to 9-inch width without affecting the general appearance. Ceiling nicely decorated to match.

- No. 53E191 Wall, per double roll.....
- No. 53E2191 Border, 18 inches wide, per yard.....
- No. 53E192 Ceiling, per double roll.....

Any of the following Moldings Nos. 53E1034, 53E1042, 53E1056, 53E1088, may be used with this paper. For prices and descriptions see front pages of this book.

Each Sample Has Price and Description Printed on Back



For Color Design, Turn Over. The color design of paper described and priced below is on other side of this sheet.

16 CENTS
A Double Roll

The Gloria

We show here another charming pattern in the same design No. 53E185. This design is so much in demand that we thought best to furnish it in two colors. This number has cream ground and the floral decorations are deep red. You simply not duplicate this pattern at double our price. Order it with distinct understanding that if you are not more than pleased may return the paper at our expense and we will return your money and any shipping charges you paid.

The border is 18 inches wide and blends to a nicely decorated light cream ceiling. Border can be reduced considerably in width by trimming off at the top and bottom. The illustration on this page shows the entire combination.


No. 53E187 Wall, per double roll.....

No. 53E2187 Border, 18 inches wide, per yard.....

No. 53E188 Ceiling, per double roll.....

Any of the following Moldings Nos. 53E1033, 53E1039, 53E1042, 53E1070 and 53E1085, may be used with this paper. For price descriptions see front pages of this book.

Each Sample Has Price and Description Printed on Back




CEILING.

BORDER.

SIDE WALL.



For Color Design, Turn Over. The color design of pattern described and priced below is on other side of this sheet.



CEILING.

BORDER.

SIDE WALL.

16 CENTS
A Double Roll

The Rosabe

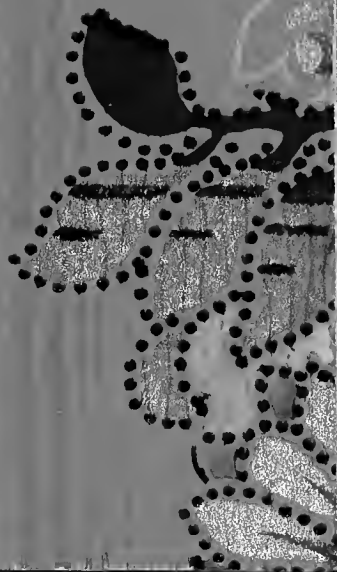
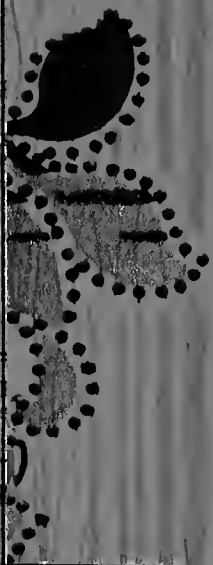
Wall papers in this style are becoming more popular every year owing to the long wear possible, due to the fact that they will not readily show soil. The design of this pattern is the same as shown in No. 53E167, yet the colorings are somewhat different. It is especially appropriate for parlors. The equal of this pattern purchased elsewhere would cost you fully double what we ask for it.


Border is 18 inches wide and beautifully decorated. Ceiling has a light green background and is decorated with gold bronze and green sprays to match. The illustration on this page will give you an idea of the appearance of side wall, border and ceiling.

- No. 53E193 Wall, per double roll.....
- No. 53E2193 Border, 18 inches wide, per yard.....
- No. 53E194 Ceiling, per double roll.....

Any of the following Moldings Nos. 53E1033, 53E1039, 53E1042, 53E1070 and 53E1085, may be used with this paper. For price and descriptions see front pages of this book.

Each Sample Has Price and Description Printed on It





CEILING.

BORDER.

SIDE WALL.

For Color Design, Turn Over. The color design of paper described and priced below is on other side of this sheet.

16 CENTS
A Double Roll

The Bengal


We show here a rich brown pattern suitable for halls, living rooms, dining rooms, etc. The colorings in the large figure are green, black, red and gold bronze and very artistically arranged. Truly a high grade paper. A comparison will prove its value. We guarantee this pattern will please you in every respect.


The border is 9 inches wide and blends from a rich brown to light buff ceiling, both nicely decorated to harmonize with the wall. The entire combination is fully illustrated on this page.

- No. 53E195 Wall, per double roll.....
- No. 53E2195 Border, 9 inches wide, per yard.....
- No. 53E196 Ceiling, per double roll.....

Any of the following Moldings Nos. 53E1028, 53E1032, 53E1038, 53E1066 and 53E1085, may be used with this paper. For prices and descriptions see front pages of this book.

Each Sample Has Price and Description Printed on Back





CEILING.

BORDER.

SIDE WALL.

For Color Design, Turn Over. The color design of paper described and priced below is on other side of this sheet.

16 CENTS
A Double Roll

The Du Barry


The coloring used in this pattern is very rich but so arranged that a soft tone is given to the entire design. The pearl gray background with white and silver mica overprint is a most excellent setting for the gold bronze floral decorations. Order this pattern with the distinct understanding that if you are not thoroughly satisfied when you receive it, it may be returned at our expense; we will return the full purchase price and whatever shipping charges you may have paid. All our wall paper is sold under these conditions.

Border for this number is 9 inches wide and is decorated and colored to harmonize with side wall. Ceiling is on light background with neat decorations.

- No. 53E199 Wall, per double roll..... 1
- No. 53E2199 Border, 9 inches wide, per yard..... 1
- No. 53E200 Ceiling, per double roll..... 1

Any of the following Moldings Nos. 53E1030, 53E1032, 53E1038, 53E1066 and 53E1085, may be used with this paper. For prices and descriptions see front pages of this book.

Each Sample Has Price and Description Printed on Back



For Color Design, Turn Over. The color design of paper described and priced below is on other side of this sheet.

16 CENTS
A Double Roll

The Lydia


The large floral decorations of blue with green foliage and gold border scroll work show up to the best advantage on backgrounds of this paper. The small overprint in brown tends to soften the tone of the other colors and makes an unusually attractive pattern. Can be appropriately used in parlors and bedrooms.

Border is 18 inches wide and is in itself a beautiful decoration. It has cream background with small brown dot overprint and colored decorations to match. The illustration on this page shows the entire combination of side wall, border and ceiling.

- No. 53E201 Wall, per double roll.....
- No. 53E2201 Border, 18 inches wide, per yard.....
- No. 53E202 Ceiling, per double roll.....

Any of the following Moldings Nos. 53E1032, 53E1039, 53E1068, 53E1085, may be used with this paper. For prices and descriptions see front pages of this book.


Each Sample Has Price and Description Printed on Back




CEILING.

BORDER.

SIDE WALL.





CEILING.

BORDER.

SIDE WALL.

For Color Design, Turn Over. The color design of paper described and priced below is on other side of this sheet.

16 CENTS
A Double Roll

The Urania

Anyone desiring a parlor paper with green background may select this paper with the assurance that it is the best and neatest floral parlor paper on the market. You may look through dozens of sample books without finding a paper that is as artistically designed and colored as the one we are offering in this number. We guarantee that you will be pleased with the paper after it is on the walls.


Border has similar floral decorations and is 18 inches wide. The border blends into a light green background ceiling with floral decorations.

- No. 53E203 Wall, per double roll.....1
- No. 53E2203 Border, 18 inches wide, per yard.....
- No. 53E204 Ceiling, per double roll.....1

Any of the following Moldings Nos. 53E1029, 53E1033, 53E1039, 53E1043, 53E1070 and 53E1085, may be used with this paper. For prices and descriptions see front pages of this book.

Each Sample Has Price and Description Printed on Back





CEILING.

BORDER.

SIDE WALL.

For Color Design, Turn Over. The color design of paper described and priced below is on other side of this sheet.

17 CENTS
A Double Roll

The Adeline
Border 9 or 18 Inches Wide

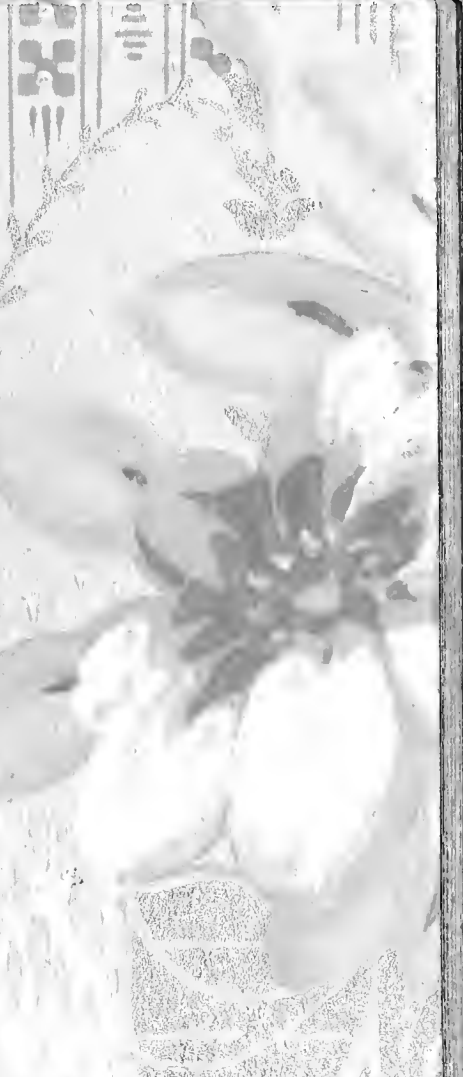
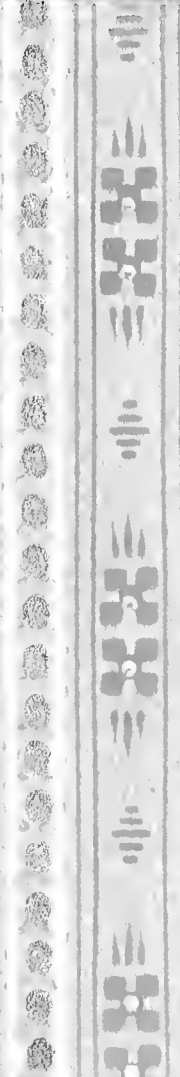

We show here a beautiful silk finish pattern which will be very popular this season, and a design which justly merits your approval. The beauty of the red and green floral decorations joined and knotted with white and pink ribbon cannot be truly appreciated from this small sample. This is a very suitable pattern for parlors and bedrooms. Will add greatly to the coziness of a room in the house.


The border is furnished in both 9 or 18-inch width, making a pattern appropriate for rooms with either high or low ceilings. Borders are nicely decorated and blend to a white silk ground coloring colored to harmonize. Illustration shows the 18-inch border.

- No. 53E181 Wall, per double roll.....
- No. 53E2181 Border, 9 inches wide, per yard.....
- No. 53E3181 Border, 18 inches wide, per yard.....
- No. 53E182 Ceiling, per double roll.....

Any of the following Moldings Nos. 53E1033, 53E1056, 53E1068, 53E1088, may be used with this paper. For prices and descriptions see front pages of this book.

Each Sample Has Price and Description Printed on Back





CEILING.

BORDER.

SIDE WALL.

For Color Design, Turn Over. The color design of paper described and priced below is on other side of this sheet.

17 CENTS
A Double Roll

The Glencoe


A high art silk finish decoration in yellow that cannot be excelled regardless of price. The sample shows the quality and weight of the paper and the illustration on this page is an exact reproduction of this decoration just as it will appear after the paper is on the walls. A very suitable paper for parlors and bedrooms. Especially suitable for rooms facing the north as it will give the room a warm and inviting atmosphere.


Border is 18 inches wide and blends to a light silk finished ceiling, decorated with gold bronze and floral designs.

- No. 53E215 Wall, per double roll.....
- No. 53E2215 Border, 18 inches wide, per yard.....
- No. 53E216 Ceiling, per double roll.....

Any of the following Moldings Nos. 53E1033, 53E1039, 53E1042, 53E1066 and 53E1085, may be used with this paper. For prices and descriptions see front pages of this book.

Each Sample Has Price and Description Printed on Back





CEILING.

BORDER.

SIDE WALL.

For Color Design, Turn Over. The color design of paper described and priced below is on other side of this sheet.

18 CENTS
A Double Roll

The Herald

Varnished gold bronze stripe pattern on tan background. excellent paper for halls, dining rooms, libraries, etc. May be used with 9-inch forestry border and ceiling that we make for this design. Can also be used as an independent side wall or for lower one-half or lower two-thirds of wall in connection with some other pattern. If you wish a cut out border for this pattern order No. 53E251 Border and No. 53E5006 Ceiling, the regular border and ceiling furnished with our brown Oatmeal Ingrain Paper. This pattern is a fair illustration of the many great values we are offering this season. We show the same design in green No. 53E207.

The illustration on this page shows the appearance of the side wall, forestry border and ceiling.


- No. 53E205 - Wall, per double roll..... 1
- No. 53E2205 Border, 9 inches wide, per yard.....
- No. 53E206 Ceiling, per double roll..... 1


Any of the following Moldings Nos. 53E1028, 53E1051, 53E1032, 53E1085 and 53E1085, may be used with this paper. For prices and descriptions see front pages of this book.

Each Sample Has Price and Description Printed on Back

Vertical text on the left side of the page, likely bleed-through from the reverse side. The characters are small and difficult to read due to the high contrast and grain of the image.

Main body of vertical text in the center of the page, organized into columns. The text is dense and appears to be a list or a series of entries, possibly names or titles, though the individual characters are not clearly legible.





For Color Design, Turn Over. The color design of p described and priced below is on other side of this s

18 CENTS
A Double
Roll

The Calume


This pattern is the same design as No. 53E205. The varn gold bronze coloring shows up beautifully on the green backgr. You can select nothing nicer for dens, libraries, dining rooms lora or halls. We furnish a regular 9-inch border with this pa also a regular ceiling nicely decorated, but the side wall ma used independently with other patterns for lower one-half or thirds of wall. Cut out border No. 53E25109 matches this pe nicely and can be used with it if desired.


A very good idea of the appearance of this pattern when c walls may be obtained from the illustration on this page.

- No. 53E207 Wall, per double roll.....
- No. 53E2207 Border, 9 inches wide, per yard.....
- No. 53E208 Ceiling, per double roll.....

Any of the following Moldings Nos. 53E1032, 53E1038, 53E1050, 53E1055 and 53E1085, may be used with this paper. For prices and description front pages of this book.

Each Sample Has Price and Description Printed on I





CEILING.

BORDER.

SIDE WALL.

WALL PAPER SAMPLE BOOK.

For Color Design, Turn Over. The color design of paper described and priced below is on other side of this sheet.

18 CENTS
A Double Roll

The Woodlawn

A pattern of this kind must necessarily brighten up a room, colors used are so cheerful and clean appearing, while the design itself is very pretty, showing green forestry on blue background framed by gold bronze scrolls. While the entire design cannot be seen from the sample, the illustration on this page shows the entire combination, which will give you a good idea of the appearance when on the walls of a room. Suitable for living rooms, hall, dining rooms and parlors.

Border is 18 inches wide and beautifully decorated. Ceiling light ground and is decorated to harmonize.

No. 53E209 Wall, per double roll.....

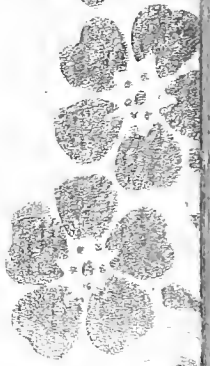
No. 53E2209 Border, 18 inches wide, per yard.....

No. 53E210 Ceiling, per double roll.....

Any of the following Moldings Nos. 53E1034, 53E1038, 53E1042, 53E1046 and 53E1070, may be used with this paper. For prices and descriptions see front pages of this book.

Each Sample Has Price and Description Printed on Back

SEARS, ROEBUCK AND CO., CHICAGO, ILL.




.....



.....





CEILING.

BORDER.

SIDE WALL.

For Color Design, Turn Over. The color design of paper described and priced below is on other side of this sheet.

18 CENTS
A Double Roll

The Dresden Blue

A varnished gold bronze pattern in light blue that will meet most exacting requirements for a strictly high class wall decoration for parlors and bedrooms. Similar papers, in no way superior to one shown here, are sold at fancy prices and used in some of the finest residences. We guarantee that decoration of equal quality cannot be secured elsewhere for less than double our price.


Border is 9 inches wide with elaborate gold bronze decoration and blends into one of the most beautiful white background ceiling imaginable. The illustration on this page shows the entire combination of side wall, border and ceiling.

- No. 53E211 Wall, per double roll. 1
- No. 53E2211 Border, 9 inches wide, per yard. 1
- No. 53E212 Ceiling, per double roll. 1

Any of the following Moldings Nos. 53E1032, 53E1038, 53E1057, 53E1061 and 53E1088, may be used with this paper. For prices and descriptions see front pages of this book.

Each Sample Has Price and Description Printed on Back





CEILING.

BORDER.

SIDE WALL.

For Color Design, Turn Over. The color design of paper described and priced below is on other side of this sheet.

18 CENTS
A Double Roll

The Arden


We are showing in this pattern something entirely new to the wall paper trade, and if you want something up to date, send your order for this paper. Notice the shading of the brown stripes and the artistic arrangement of the large design. The colorings of the large design are gray, dark brown, gold bronze and green. The stripe of silver sprays completes the richness of the pattern.


Border is 18 inches wide and blends to an olive gray ceiling both of which are beautifully decorated to match the side wall.

- No. 53E213 Wall, per double roll..... 18
- No. 53E2213 Border, 18 inches wide, per yard..... 8
- No. 53E214 Ceiling, per double roll..... 18

Any of the following Moldings Nos. 53E1032, 53E1039, 53E1042, 53E1053, 53E1066 and 53E1085, may be used with this paper. For prices and descriptions see front pages of this book.

Each Sample Has Price and Description Printed on Back





CEILING.

BORDER.

SIDE WALL.

For Color Design, Turn Over. The color design of paper described and priced below is on other side of this sheet.

20 CENTS
A Double Roll

The Cicero


The overprint of white and olive makes a beautiful background for the green columns. The large gold bronze medallion is enclosed with white scroll work and has a long stem formed by two rows of gold bronze dots. You will make no mistake in ordering the number for your parlor, hall, dining room or living room.

We furnish an 18-inch border, nicely decorated to match. Ceiling has white background and is decorated in gold bronze and several harmonizing shades of green. The entire combination is illustrated on this page.

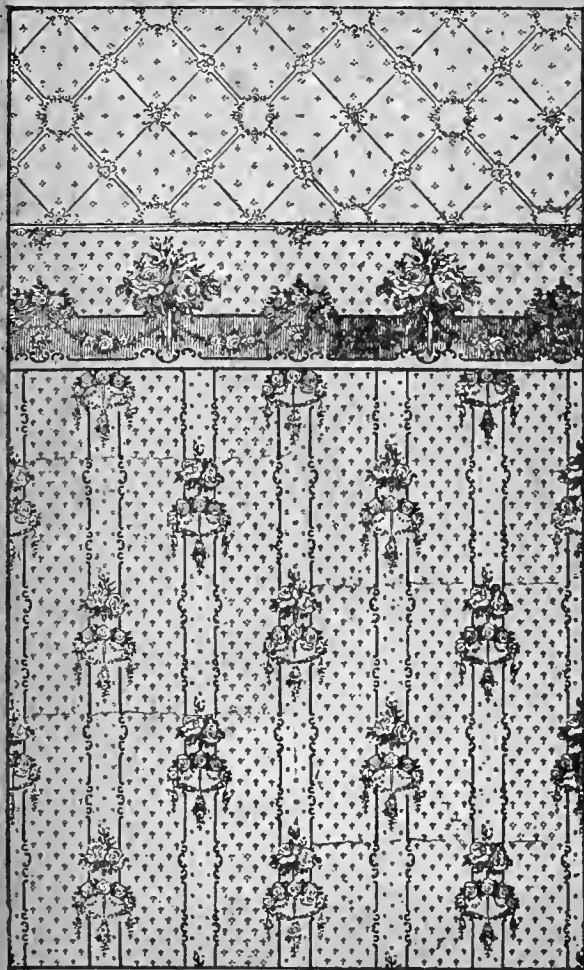
- No. 53E217 Wall, per double roll. 2
 No. 53E2217 Border, 18 inches wide, per yard. 2
 No. 53E218 Ceiling, per double roll. 2

Any of the following Moldings Nos. 53E1032, 53E1038, 53E1042, 53E1068 and 53E1070, may be used with this paper. For prices and descriptions see front pages of this book.

Each Sample Has Price and Description Printed on Back



For Color Design, Turn Over. The color design of paper described and priced below is on other side of this sheet.



CEILING.

BORDER.

SIDE WALL.

20 CENTS
A Double Roll

The Evangéline

We show here another varnished gold bronze paper which we consider quite above the ordinary for the low price we ask. You would doubtless find it very difficult to purchase the equal of this paper elsewhere at three times the price.

The background is a deep cream with a small gold bronze print. The large stripe is a pearl gray bordered with gold bronze scroll work. The pink and white roses with green foliage completes one of the choicest patterns we have this season. Suitable for parlors and bedrooms.

The border is 9 inches wide and blends to a white ceiling, the corners of which are nicely decorated with varnished gold bronze and floral designs. See illustration of entire combination on this page.


- No. 53E219 Wall, per double roll.....
- No. 53E2219 Border, 9 inches wide, per yard.....
- No. 53E220 Ceiling, per double roll.....

Any of the following Moldings Nos. 53E1033, 53E1039, 53E1056, 53E1070, may be used with this paper. For prices and descriptions see front pages of this book.

Each Sample Has Price and Description Printed on Back



For Color Design, Turn Over. The color design of paper described and priced below is on other side of this sheet.



CEILING.

BORDER.

SIDE WALL.

20 CENTS
A Double Roll

The Antwerp

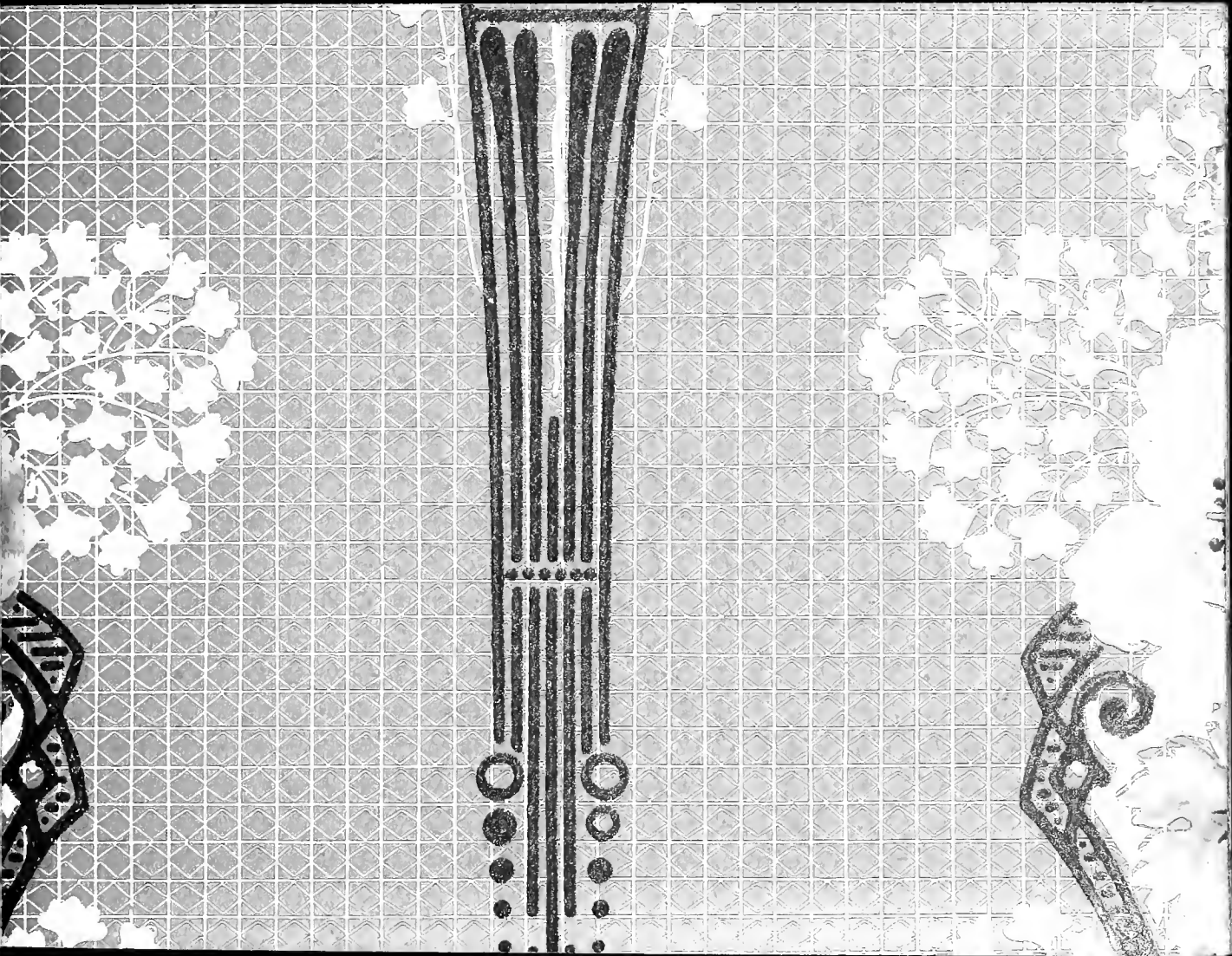
If we could show you a full roll of this beautiful paper it would not be necessary for us to make any comments on the quality of design. This sample will give you some idea as to the coloring and the illustration on this page shows the side wall, border and ceiling just as it appears when on the walls. The design belongs to the class of stripes, four stripes with the width of the paper. Alternating light and dark stone stripes with floral decorations in white and brown. The gold bronze wreath and stripes add greatly to the beauty of this pattern.

A beautiful border, 18 inches wide, blends into a white grooved ceiling with decorations in colors to harmonize.

- No. 53E223 Wall, per double roll.....
- No. 53E223 Border, 18 inches wide, per yard.....
- No. 53E224 Ceiling, per double roll.....

Any of the following Moldings Nos. 53E1034, 53E1038, 53E1042, 53E1046 and 53E1070, may be used with this paper. For prices and descriptions see front pages of this book.

Each Sample Has Price and Description Printed on Back





CEILING.

BORDER.

SIDE WALL.

For Color Design, Turn Over. The color design of paper described and priced below is on other side of this sheet.

22 CENTS
A Double Roll

The Pauline


We show a dainty parlor and bedroom decoration in this sample. We call particular attention to the lace effect in the background; it is one of the newest ideas of the season. The floral decorations are printed in subdued colorings and there is just enough varnish gold bronze in this pattern to give it life. We are sure that this paper will satisfy the most particular requirements and we urge you to select it, because it is a paper that will give the best of satisfaction and one that cannot be had elsewhere for less than 50 cents a double roll.


Border is 18 inches wide. Ceiling is beautifully decorated.

- No. 53E221 Wall, per double roll..... 2
- No. 53E222 Border, 18 inches wide, per yard.....
- No. 53E222 Ceiling, per double roll..... 2

Any of the following Moldings Nos. 53E1030, 53E1032, 53E1038, 53E1057 and 53E1068, may be used with this paper. For prices and descriptions see front pages of this book.

Each Sample Has Price and Description Printed on Back





CEILING.

BORDER.

SIDE WALL.

For Color Design, Turn Over. The color design of paper described and priced below is on other side of this sheet.

22 CENTS
A Double Roll

The American Beauty

This beautiful paper is a sample of strictly high class design and coloring.

We show in this style a most popular effect and we recommend this number for decorating rooms of the finest homes. Note the natural beauty of the large red roses and the artistic arrangement of the gold bronze decorations. We guarantee that you will be pleased with this paper. If you do not find it the biggest bargain you ever received, return it at our expense and we will cheerfully give you back your money and any shipping charges you may have paid. This paper is heavily embossed.

Border is 18 inches wide and together with ceiling is nicely decorated in perfect harmony with the side wall.

- No. 53E225 Wall, per double roll. \$
- No. 53E225 Border, 18 inches wide, per yard. \$
- No. 53E226 Ceiling, per double roll. \$

Any of the following Moldings Nos. 53E1033, 53E1038, 53E1042, 53E1074 and 53E1088, may be used with this paper. For prices and descriptions see front pages of this book.

Each Sample Has Price and Description Printed on Back



For Color Design, Turn Over. The color design of paper described and priced below is on other side of this sheet

24 CENTS
A Double Roll

The Tokay

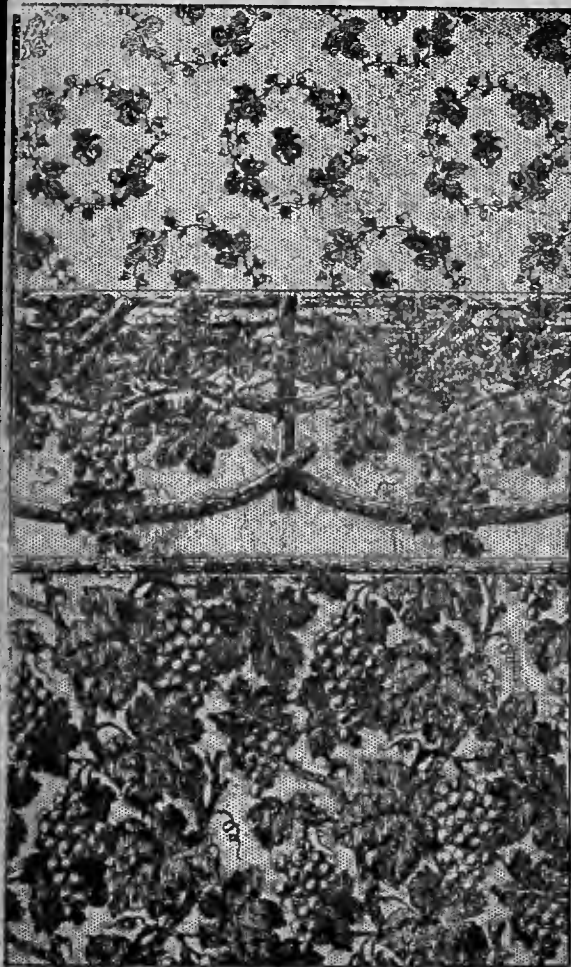
We show here a very tasty grape design on cream background. This handsome design is especially desirable for dining rooms and refreshment parlors. Fruit and scenic papers are in excellent taste for decorating dining rooms, and this particular pattern will freshen up any room in which it is hung. The green leaves and red grapes are perfectly colored without being overdone. The cross line overprint brings out a very pleasing effect.

Border is 18 inches wide and the grapes hang in large bunches making a very handsome combination. Ceiling is decorated to match. This pattern can be used above plate rail with our green or tan Oatmeal Ingrain for lower part of the wall and makes a very pleasing combination.

- No. 53E231 Wall, per double roll.....24
- No. 53E2231 Border, 18 inches wide, per yard.....
- No. 53E232 Ceiling, per double roll.....24

Any of the following Moldings Nos. 53E1029, 53E1038, 53E1050, 53E1085 and 53E1085, may be used with this paper. For prices and descriptions see front pages of this book.

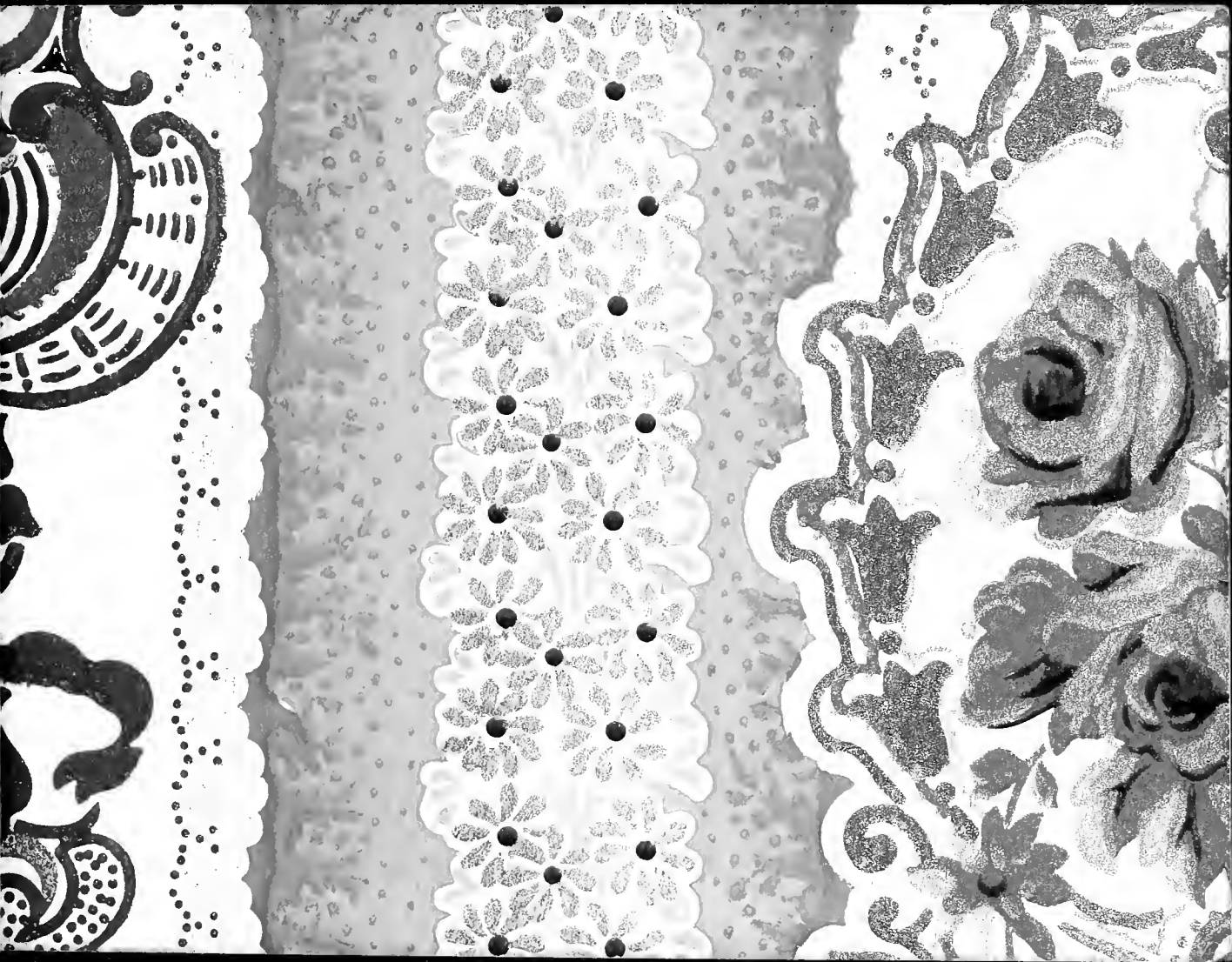
Each Sample Has Price and Description Printed on Back




CEILING.

BORDER.

SIDE WALL.





CEILING.

BORDER.

SIDE WALL.

For Color Design, Turn Over. The color design of paper described and priced below is on other side of this sheet.

25 CENTS
A Double Roll

The Nippon


This is one of the richest patterns we offer this season. The large decoration of gold bronze roses is nicely arranged in a frame of gilt bronze. The dark stripes of gray are edged with maroon which adds greatly to the richness of the pattern. This paper may be used in the most luxurious apartments with the assurance of entire satisfaction.

The border is 18 inches wide and highly decorated with gold bronze. Ceiling is decorated to match. The illustration on this page shows the entire combination.

- No. 53E227 Wall, per double roll..... 2
- No. 53E227 Border, 18 inches wide, per yard.....
- No. 53E228 Ceiling, per double roll..... 2

Any of the following Moldings Nos. 53E1033, 53E1038, 53E1040, 53E1066 and 53E1085, may be used with this paper. For prices and descriptions see front pages of this book.

Each Sample Has Price and Description Printed on Back





CEILING.

BORDER.

SIDE WALL.

For Color Design, Turn Over. The color design of paper described and priced below is on other side of this sheet.

25 CENTS
A Double Roll

The Florodora

We want you to examine this highly embossed pattern with special effect mica background. Compare it with high grade papers shown elsewhere. Convince yourself that we can furnish high grade to date papers at just about one-third of what you will be compelled to pay elsewhere. The large pink rose and two small red buds are on white ground and encircled with yellow and gold bronze shading. If you want something with delicate coloring for your parlor or front bedroom order this number.

The border is 18 inches wide and the most beautiful piece of work you ever saw. Ceiling is decorated to harmonize.


No. 53E229 Wall, per double roll. 2


No. 53E2229 Border, 18 inches wide, per yard.

No. 53E230 Ceiling, per double roll. 2

Any of the following Moldings Nos. 53E1035, 53E1038, 53E1042, 53E1053, 53E1068 and 53E1088, may be used with this paper. For prices and descriptions see front pages of this book.

Each Sample Has Price and Description Printed on Back





CEILING.

BORDER.

SIDE WALL.

For Color Design, Turn Over. The color design of paper described and priced below is on other side of this sheet.

35 CENTS
A Double Roll

The Malaga
Regular 18-Inch or Cut Out Border


This high grade paper is in a class by itself and is not carried in stock by the average wall paper concern. The equal of this pattern if found elsewhere would cost you no less than \$1.00 a double roll. The producing of the rich gold bronze background requires three separate printings. The dark bronze stripes are edged with black, making a very pleasing contrast. This is an exclusive dining room paper. May be used for the entire wall above plate rail with brown Lincrusta-Walton, burlap or an oatmeal ingrain paper for lower part of wall.

The border is a rich grape design, showing the vine, large green leaves and clusters of grapes, true to nature. It is one of the most beautiful patterns produced in our mill. Furnished in the regular 18-inch width cut out. The cut out border is sold only in full 4-yard pieces. If 22 yards are needed it will be necessary that six full pieces be purchased; if 25 yards are wanted you must order seven full pieces, and so on. Ceiling is nicely decorated to harmonize. Illustration shows 18-inch border.

- No. 53E233 Wall, per double roll..... 35
- No. 53E2233 Border, 18 inches wide, per yard..... 35
- No. 53E3233 Border, cut out, per 4-yard piece..... 30
- No. 53E234 Ceiling, per double roll..... 20

Any of the following Moldings Nos. 53E1051, 53E1066, 53E1075 and 53E1085, may be used with this paper. For prices and descriptions see front pages of this book.

Each Sample Has Price and Description Printed on Back



For Color Design, Turn Over. The color design of paper described and priced below is on other side of this sheet.

CEILING.

BORDER.

SIDE WALL.

12 CENTS
A Double Roll

The Lillian

Two Styles of Borders


We are offering in this and the following seven papers some very up to date and artistic stripe effects that are being used for bedrooms by interior decorators. Some of the designs may also be used for parlors. At very low prices for this class of papers is due to the fact that we manufacture the paper in our own mill and save you the middlemen's profit. Papers of equal quality and design sell elsewhere at 30 to 60 cents a double roll.


A beautiful cut out border about 15 inches wide is furnished with paper, having decorations consisting of large red and pink roses and green work in harmonious colorings. We also furnish a 9-inch border with paper, having floral decorations consisting of red and pink roses and green foliage. This may be cut out, but we furnish it only in the regular way shown in the illustration on this page. Ceiling is nicely decorated to harmonize.

- No. 53E235 Wall, per double roll. 1
- No. 53E235 Border, 9 inches wide, per yard. 1
- No. 53E325 Border, cut out, per 4-yard piece. 1
- No. 53E236 Ceiling, per double roll. 1

Any of the following Moldings Nos. 53E1055, 53E1068, 53E1070, 53E1083, may be used with this paper. For prices and descriptions front pages of this book.

Each Sample Has Price and Description Printed on Back





For Color Design, Turn Over. The color design of paper described and priced below is on other side of this sheet.

12 CENTS
A Double Roll

The Jeannette
Regular 9-Inch or Cut Out Border

A beautiful blue stripe pattern in the same design as No. 53E237. These designs are something entirely new and will be found very popular this season. To fully appreciate the beauty of this combination it must be seen on the walls, although this sample and the illustration on this page will give you a good idea of its handsome effect.

The 15-inch cut out border, as shown in the illustration on this page, has large pink and red roses and is one of the prettiest and neatest borders on the market. The preceding sample No. 53E235 shows the 9-inch border that is also furnished with this paper, the design is so arranged that it may be cut out if desired. Ceiling is neatly decorated to harmonize.

- | | | |
|-------------|--|-----|
| No. 53E239 | Wall, per double roll..... | 12c |
| No. 53E2239 | Border, 9 inches wide, per yard..... | 1c |
| No. 53E3239 | Border, cut out, per 4-yard piece..... | 18c |
| No. 53E240 | Ceiling, per double roll..... | 12c |

Any of the following Moldings Nos. 53E1055, 53E1068, 53E1070 and 53E1088, may be used with this paper. For prices and descriptions see front pages of this book.

Each Sample Has Price and Description Printed on Back



For Color Design, Turn Over. The color design of paper described and priced below is on other side of this sheet.

CEILING.

BORDER.

SIDE WALL.

12 CENTS
A Double Roll

The Geraldine
Regular 9-Inch or Cut Out Border


Handsome light green pattern of novel design, with cut out border; sure to please anyone looking for something neat and to date. This paper may be used in bedrooms and small parlors. The 9-inch border is nicely decorated with red and pink roses and is so designed that if you prefer, it may be applied over cut out paper. We also furnish a cut out border, about 15 inches wide, showing groups of large pink roses nicely arranged on lattice work. See illustration shows 9-inch border.

Ceiling is nicely decorated to match side wall and border.

- No. 53E237 Wall, per double roll..... 1
- No. 53E2237 Border, 9 inches wide, per yard..... 1
- No. 53E3237 Border, cut out, per 4-yard piece..... 1
- No. 53E238 Ceiling, per double roll..... 1

Any of the following Moldings Nos. 53E1055, 53E1068, 53E1070, 53E1088, may be used with this paper. For prices and descriptions see front pages of this book.

Each Sample Has Price and Description Printed on Back





For Color Design, Turn Over. The color design of paper described and priced below is on other side of this sheet.

CEILING.

12 CENTS
A Double Roll

The Eudora
Regular 9-Inch or Cut Out Border

BORDER.

We show here a very pretty blue stripe suitable for parlor, living room or bedroom. The overprint in white is very uniquely arranged and makes a nice ground for the stripe in dark blue.


The floral borders furnished with this pattern are sure to please you. In addition to the regular 9-inch border, which can be made a cut out border by trimming the lower margin of the design along blue line, we furnish a cut out border of large pink and red roses interwoven on a blue and silver lattice work. The cut out border is about 15 inches wide and is sold in 4-yard pieces only. Not sold by the single yard. The ceiling is nicely decorated in harmonizing colors. The illustration on this page shows the entire combination with 15-inch cut out border. An illustration of the 9-inch border may be seen on the back of the preceding sample No. 53E237.


SIDE WALL.

No. 53E245 Wall, per double roll. 12c
 No. 53E2245 Border, 9 inches wide, per yard. 1c
 No. 53E3245 Border, cut out, per 4-yard piece. 18c
 No. 53E246 Ceiling, per double roll. 12c

Any of the following Moldings Nos. 53E1055, 53E1068, 53E1070 and 53E1088, may be used with this paper. For prices and descriptions see front pages of this book.

Each Sample Has Price and Description Printed on Back.





CEILING.

BORDER.

SIDE WALL.

WALL PAPER SAMPLE BOOK.

For Color Design, Turn Over. The color design of paper described and priced below is on other side of this sheet.

16 CENTS
A Double Roll

The Lucia
Regular 9-Inch or Cut Out Border

Something out of the ordinary in a striped wall hanging. The demand for this class of paper is constantly growing and our assortment this season is more complete than ever before. This pattern will be found very appropriate for parlor or bedroom. Especially desirable for rooms with patterned ceilings. The mica stripe on the cream background gives the pattern a silvery appearance. Side wall and border is nicely embossed.


The regular border is 9 inches wide, as shown in illustration, and designed that it may be cut out if desired. However, we furnish a cut out border, 15 inches wide, with this pattern. The cream background shows white and yellow lattice work with long stemmed pink and red roses interwoven. A very artistic piece of work. Ceiling harmonizes in every respect.


- No. 53E241 Wall, per double roll..... 1
- No. 53E2241 Border, 9 inches wide, per yard..... 1
- No. 53E3241 Border, cut out, per 4-yard piece..... 1
- No. 53E242 Ceiling, per double roll..... 1

Any of the following Moldings Nos. 53E1055, 53E1068, 53E1070, 53E1088, may be used with this paper. For prices and descriptions see front pages of this book.

Each Sample Has Price and Description Printed on Back

SEARS, ROEBUCK AND CO., CHICAGO, ILL.





For Color Design, Turn Over. The color design of paper described and priced below is on other side of this sheet

16 CENTS
A Double Roll

The Miranda

Regular 9-Inch or Cut Out Border

These plain papers when used in connection with cut out borders will make a most pleasing bedroom decoration. There is absolutely nothing daintier nor anything more up to date and in good taste.


We furnish either a 9-inch regular border, which you can cut out if you wish, or a cut out border measuring about 15 inches in width; both are decorated with red and pink roses. The cut out border shows the long stemmed roses and foliage interwoven in lattice work tinted in gray and silver or mica. Cut out borders are usually sold by decorators and dealers at 10 to 20 cents a yard, while our price for a 4-yard piece is 18 cents.

Ceiling has pure white background with design printed in mica. Illustration shows the entire combination with 15-inch cut out border. The 9-inch border is shown in illustration on preceding sample No. 53E241.

- | | | |
|-------------|--|----|
| No. 53E243 | Wall, per double roll..... | 16 |
| No. 53E2243 | Border, 9 inches wide, per yard..... | 18 |
| No. 53E3243 | Border, cut out, per 4-yard piece..... | 18 |
| No. 53E244 | Ceiling, per double roll..... | 12 |

Any of the following Moldings Nos. 53E1055, 53E1068, 53E1070 and 53E1088, may be used with this paper. For prices and descriptions see front pages of this book.

Each Sample Has Price and Description Printed on Back



For Color Design, Turn Over. The color design of paper described and priced below is on other side of this sheet.

18 CENTS
A Double Roll

The Chiswick
Regular 9-Inch or Cut Out Border


Something entirely new in a silk finished stripe. The popular tan background is richly decorated in gold, silver and yellow, producing a sort of watery effect. The wide gilt stripe is nicely designed and gives the pattern a tone of refinement and good taste.

The border is 9 inches wide and has red floral decorations. A cut out border can be made by trimming the lower margin of the design along gold line. We also furnish a cut out border of large pink and red roses neatly arranged on lattice work, and about 15 inches in width. Sold in 4-yard pieces only. Ceiling harmonizes in every respect. This grade of paper will cost you at least 40 cents a double roll if purchased elsewhere. The illustration shows the entire combination with 9-inch border.

- No. 53E247 Wall, per double roll.....18¢
- No. 53E2247 Border, 9 inches wide, per yard..... 1¢
- No. 53E3247 Border, cut out, per 4-yard piece.....18¢
- No. 53E248 Ceiling, per double roll.....12¢

Any of the following Moldings Nos. 53E1032, 53E1038, 53E1042, 53E1066, 53E1074 and 53E1085, may be used with this paper. For prices and descriptions see front pages of this book.

Each Sample Has Price and Description Printed on Back



CEILING

BORDER

SIDE WALL

WALL PAPER SAMPLE BOOK.

SEARS, ROEBUCK AND CO., CHICAGO, ILL.

1000
1001
1002
1003
1004
1005
1006
1007
1008
1009
1010
1011
1012
1013
1014
1015
1016
1017
1018
1019
1020
1021
1022
1023
1024
1025
1026
1027
1028
1029
1030
1031
1032
1033
1034
1035
1036
1037
1038
1039
1040
1041
1042
1043
1044
1045
1046
1047
1048
1049
1050
1051
1052
1053
1054
1055
1056
1057
1058
1059
1060
1061
1062
1063
1064
1065
1066
1067
1068
1069
1070
1071
1072
1073
1074
1075
1076
1077
1078
1079
1080
1081
1082
1083
1084
1085
1086
1087
1088
1089
1090
1091
1092
1093
1094
1095
1096
1097
1098
1099
1100
1101
1102
1103
1104
1105
1106
1107
1108
1109
1110
1111
1112
1113
1114
1115
1116
1117
1118
1119
1120
1121
1122
1123
1124
1125
1126
1127
1128
1129
1130
1131
1132
1133
1134
1135
1136
1137
1138
1139
1140
1141
1142
1143
1144
1145
1146
1147
1148
1149
1150
1151
1152
1153
1154
1155
1156
1157
1158
1159
1160
1161
1162
1163
1164
1165
1166
1167
1168
1169
1170
1171
1172
1173
1174
1175
1176
1177
1178
1179
1180
1181
1182
1183
1184
1185
1186
1187
1188
1189
1190
1191
1192
1193
1194
1195
1196
1197
1198
1199
1200
1201
1202
1203
1204
1205
1206
1207
1208
1209
1210
1211
1212
1213
1214
1215
1216
1217
1218
1219
1220
1221
1222
1223
1224
1225
1226
1227
1228
1229
1230
1231
1232
1233
1234
1235
1236
1237
1238
1239
1240
1241
1242
1243
1244
1245
1246
1247
1248
1249
1250
1251
1252
1253
1254
1255
1256
1257
1258
1259
1260
1261
1262
1263
1264
1265
1266
1267
1268
1269
1270
1271
1272
1273
1274
1275
1276
1277
1278
1279
1280
1281
1282
1283
1284
1285
1286
1287
1288
1289
1290
1291
1292
1293
1294
1295
1296
1297
1298
1299
1300
1301
1302
1303
1304
1305
1306
1307
1308
1309
1310
1311
1312
1313
1314
1315
1316
1317
1318
1319
1320
1321
1322
1323
1324
1325
1326
1327
1328
1329
1330
1331
1332
1333
1334
1335
1336
1337
1338
1339
1340
1341
1342
1343
1344
1345
1346
1347
1348
1349
1350
1351
1352
1353
1354
1355
1356
1357
1358
1359
1360
1361
1362
1363
1364
1365
1366
1367
1368
1369
1370
1371
1372
1373
1374
1375
1376
1377
1378
1379
1380
1381
1382
1383
1384
1385
1386
1387
1388
1389
1390
1391
1392
1393
1394
1395
1396
1397
1398
1399
1400
1401
1402
1403
1404
1405
1406
1407
1408
1409
1410
1411
1412
1413
1414
1415
1416
1417
1418
1419
1420
1421
1422
1423
1424
1425
1426
1427
1428
1429
1430
1431
1432
1433
1434
1435
1436
1437
1438
1439
1440
1441
1442
1443
1444
1445
1446
1447
1448
1449
1450
1451
1452
1453
1454
1455
1456
1457
1458
1459
1460
1461
1462
1463
1464
1465
1466
1467
1468
1469
1470
1471
1472
1473
1474
1475
1476
1477
1478
1479
1480
1481
1482
1483
1484
1485
1486
1487
1488
1489
1490
1491
1492
1493
1494
1495
1496
1497
1498
1499
1500
1501
1502
1503
1504
1505
1506
1507
1508
1509
1510
1511
1512
1513
1514
1515
1516
1517
1518
1519
1520
1521
1522
1523
1524
1525
1526
1527
1528
1529
1530
1531
1532
1533
1534
1535
1536
1537
1538
1539
1540
1541
1542
1543
1544
1545
1546
1547
1548
1549
1550
1551
1552
1553
1554
1555
1556
1557
1558
1559
1560
1561
1562
1563
1564
1565
1566
1567
1568
1569
1570
1571
1572
1573
1574
1575
1576
1577
1578
1579
1580
1581
1582
1583
1584
1585
1586
1587
1588
1589
1590
1591
1592
1593
1594
1595
1596
1597
1598
1599
1600
1601
1602
1603
1604
1605
1606
1607
1608
1609
1610
1611
1612
1613
1614
1615
1616
1617
1618
1619
1620
1621
1622
1623
1624
1625
1626
1627
1628
1629
1630
1631
1632
1633
1634
1635
1636
1637
1638
1639
1640
1641
1642
1643
1644
1645
1646
1647
1648
1649
1650
1651
1652
1653
1654
1655
1656
1657
1658
1659
1660
1661
1662
1663
1664
1665
1666
1667
1668
1669
1670
1671
1672
1673
1674
1675
1676
1677
1678
1679
1680
1681
1682
1683
1684
1685
1686
1687
1688
1689
1690
1691
1692
1693
1694
1695
1696
1697
1698
1699
1700
1701
1702
1703
1704
1705
1706
1707
1708
1709
1710
1711
1712
1713
1714
1715
1716
1717
1718
1719
1720
1721
1722
1723
1724
1725
1726
1727
1728
1729
1730
1731
1732
1733
1734
1735
1736
1737
1738
1739
1740
1741
1742
1743
1744
1745
1746
1747
1748
1749
1750
1751
1752
1753
1754
1755
1756
1757
1758
1759
1760
1761
1762
1763
1764
1765
1766
1767
1768
1769
1770
1771
1772
1773
1774
1775
1776
1777
1778
1779
1780
1781
1782
1783
1784
1785
1786
1787
1788
1789
1790
1791
1792
1793
1794
1795
1796
1797
1798
1799
1800
1801
1802
1803
1804
1805
1806
1807
1808
1809
1810
1811
1812
1813
1814
1815
1816
1817
1818
1819
1820
1821
1822
1823
1824
1825
1826
1827
1828
1829
1830
1831
1832
1833
1834
1835
1836
1837
1838
1839
1840
1841
1842
1843
1844
1845
1846
1847
1848
1849
1850
1851
1852
1853
1854
1855
1856
1857
1858
1859
1860
1861
1862
1863
1864
1865
1866
1867
1868
1869
1870
1871
1872
1873
1874
1875
1876
1877
1878
1879
1880
1881
1882
1883
1884
1885
1886
1887
1888
1889
1890
1891
1892
1893
1894
1895
1896
1897
1898
1899
1900
1901
1902
1903
1904
1905
1906
1907
1908
1909
1910
1911
1912
1913
1914
1915
1916
1917
1918
1919
1920
1921
1922
1923
1924
1925
1926
1927
1928
1929
1930
1931
1932
1933
1934
1935
1936
1937
1938
1939
1940
1941
1942
1943
1944
1945
1946
1947
1948
1949
1950
1951
1952
1953
1954
1955
1956
1957
1958
1959
1960
1961
1962
1963
1964
1965
1966
1967
1968
1969
1970
1971
1972
1973
1974
1975
1976
1977
1978
1979
1980
1981
1982
1983
1984
1985
1986
1987
1988
1989
1990
1991
1992
1993
1994
1995
1996
1997
1998
1999
2000

For Color Design, Turn Over. The color design of paper described and priced below is on other side of this sheet.

18 CENTS
A Double Roll

The Trixie
Regular 9-Inch or Cut Out Border


This pattern has the same design as shown in No. 53E247 and will be found equally desirable for parlors and bedrooms.

The 15-inch cut out border, as illustrated, has large pink and red roses. The long green stems and leaves are entwined around a frame of gray and gilt bronze lattice work and is in itself a beautiful decoration. An illustration of the 9-inch border may be seen on the back of the preceding sample No. 53E247, it is very neat in design and can be cut out if desired. Ceiling has light ground and matches nicely. The cut out border is sold in 4-yard pieces only.

- No. 53E249 Wall, per double roll.....18c
- No. 53E2249 Border, 9 inches wide, per yard..... 1c
- No. 53E3249 Border, cut out, per 4-yard piece.....18c
- No. 53E250 Ceiling, per double roll.....12c

Any of the following Moldings Nos. 53E1030, 53E1032, 53E1038, 53E1057, 53E1068 and 53E1088, may be used with this paper. For prices and descriptions see front pages of this book.

Each Sample Has Price and Description Printed on Back.





The design of paper described and priced below is on other side of this sheet.

10

CENTS

*A Double
Roll*

Independent Ceiling

This is a very neat design Independent Ceiling Paper which may be used together with almost any side wall pattern. Makes a beautiful drop ceiling. Furnished in three colors as follows:

- | | | |
|------------|---|----|
| No. 53E258 | Light green, like this sample, per double roll..... | 10 |
| No. 53E260 | Cream, per double roll..... | 10 |
| No. 53E256 | White, per double roll..... | 10 |

Each Sample Has Price and Description Printed on Back.

Each Sample Has Price and Description Printed on Back.

No. 53E264 Cream, per double roll.....

No. 53E262 White, like this sample, per double roll.....

white and cream only.

you will make no mistake in ordering this number. Makes a beautiful drop ceiling. Furnishes for use with either floral or set design side wall. If you want an up to date independent ceiling pattern This ceiling has an excellent design mica background with dots of gold-bronze. It is inter-

12
A Double
Roll
CENTS

Neat Design Independent

The design of paper described and priced below is on other side of this sheet.

The design of paper described and priced below is on other side of this sheet.

12 CENTS
A Double
Roll


Neat Design Independent

This ceiling has an excellent design mica background with dots of gold bronze. It is intended for use with either floral or set design side wall. If you want an up to date independent ceiling paper you will make no mistake in ordering this number. Makes a beautiful drop ceiling. Furnished white and cream only.

No. 53E262 White, like this sample, per double roll.....

No. 53E264 Cream, per double roll.....

Each Sample Has Price and Description Printed on Back.



The design of paper described and priced below is on other side of this sheet.

12 CENTS
A Double
Roll


Moire Ceiling


This heavy weight gilt bronze Moire Ceiling is sold by us at the lowest price ever named for paper of equal quality. We could make cheap moire ceilings to sell at 7 or 8 cents a double roll, but since we are able to manufacture and sell a high grade ceiling at a price others are asking for light weight flimsy papers, we have decided to give our customers quality in preference to making the light weight papers.

This is an actual sample of our cream color. Furnished in white and light green also.

- | | | |
|------------|-----------------------------------|---|
| No. 53E270 | Cream, per double roll..... | 1 |
| No. 53E268 | Light green, per double roll..... | 1 |
| No. 53E266 | White, per double roll..... | 1 |

Each Sample Has Price and Description Printed on Back.






CEILING.



BORDER.



SIDE WALL.

For Color Design, Turn Over. The color design of paper described and priced below is on other side of this sheet

25 CENTS
A Double Roll


Varnished Tile Brick Design


This pretty brick tile pattern is in great demand. There is just enough coloring in the blue lines to make it neat. Varnished tile papers are very desirable for kitchens and bathrooms, because they can be cleaned with soap and water and made almost like new when they get soiled. Compare our price on this paper with the prices asked elsewhere for the same grade and note the saving we make you.

Border is 4 inches wide. Ceiling is colored to harmonize. See reproduction on this page of side wall, border and ceiling.

- No. 53E4059 Wall, per double roll..... 25c
- No. 53E14059 Border, 4 inches wide, per yard..... 1c
- No. 53E4060 Ceiling, per double roll..... 25c

Be sure to state catalog number and quantity wanted.






CEILING.



BORDER.



SIDE WALL.

For Color Design, Turn Over. The color design of paper described and priced below is on other side of this sheet

25 CENTS
A Double Roll

*Varnished Tile
Brown Block Design*

We are sure you will be well pleased with this neat brown tile paper. The design is very pretty and nicely arranged. This paper will greatly improve the appearance of your kitchen or bathroom. A very suitable paper for walls which are likely to come in contact with children's soiled hands.

Compare our prices with the prices of other wall paper houses of the same grade of paper and you will readily see why it will be greatly to your interest to buy your paper from us.

The border for this paper is 4 inches wide. Ceiling is decorated to match.

- No. 53E4061 Wall, per double roll.....25
- No. 53E14061 Border, 4 inches wide, per yard..... 11
- No. 53E4062 Ceiling, per double roll.....25

Be sure to state catalog number and quantity wanted.



For Color Design, Turn Over. The color design of paper described and priced below is on other side of this sheet

25 CENTS
A Double
Roll


*Varnished Tile
Scenic Design*

We show here a semi-marble scenic design, something a little out of the ordinary in varnished tile papers. The equal of this paper purchased elsewhere would cost you double what we ask for it. This is an actual sample of our No. 53E4063. Grease and dirt can be easily removed from this paper with water without injury.

Border is 4 inches wide. Ceiling is colored to harmonize. See reproduction on this page of side wall, border and ceiling.

- No. 53E4063 Wall, per double roll.....25
- No. 53E14063 Border, 4 inches wide, per yard..... 1
- No. 53E4064 Ceiling, per double roll.....25

Be sure to state catalog number and quantity wanted.




CEILING.

BORDER.

SIDE WALL.





CEILING.

BORDER.

SIDE WALL.

For Color Design, Turn Over. The color design of paper described and priced below is on other side of this sheet.

25 CENTS
A Double Roll


*Varnished Tile
Fancy Stripe Design*


This beautiful brown stripe design will be found up to date in every respect. Very desirable for lunch rooms, ice cream parlors, kitchens, bathrooms, vestibules, etc. There is just enough green in the coloring to make a pleasing contrast. The brown columns are decorated at intervals of about 9 inches with a beautiful picture landscape framed in green. A coat of white Damar varnish applied over the paper will make it almost indestructible.

Border is 4 inches wide and nicely decorated. Ceiling harmonizes in every respect.

- No. 53E4065 Wall, per double roll.....25
- No. 53E14061 Border, 4 inches wide, per yard..... 1
- No. 53E4062 Ceiling, per double roll.....25

Be sure to state catalog number and quantity wanted.





CEILING.

BORDER.

SIDE WALL.

For Color Design, Turn Over. The color design of paper described and priced below is on other side of this sheet.

25 CENTS
A Double Roll

Varnished Tile Shell Design


We handle the very best Varnished Tile Papers and, owing to our large sales and consequent large purchases of these papers, we are able to sell a full double roll at 25 cents, a price which no other house has been able to meet.

This neat blue pattern is very attractive and one of which you will not easily tire. The great advantage in using this kind of paper for bathrooms, kitchens, etc., is that grease and dirt can be easily removed with water without injury to the paper.

The illustration on this page shows the entire combination.

- No. 53E4067 Wall, per double roll 25c
- No. 53E14059 Border, 4 inches wide, per double roll 1c
- No. 53E4060 Ceiling, per double roll 20c

Be sure to state catalog number and quantity wanted.



For Color Design, Turn Over. The color design of paper described and priced below is on other side of this sheet.

25 CENTS
A Double Roll


*Varnished Tile
Fancy Brick Design*

Excellent gray brick pattern for bathrooms and kitchens. An excellent covering for parts of the wall which are likely to come in contact with children's soiled hands. Varnished tile papers are more in demand each year on account of their sanitary qualities. Grease and soil can be easily washed off without injury to the paper. You will make no mistake in ordering any of our papers. If they are not satisfactory when you receive them, you may return them and we will gladly return your money and any shipping charges you paid.

Border is 4 inches wide. Ceiling is decorated to match.


No. 53E4069 Wall, per double roll.....25c
No. 53E14069 Border, 4 inches wide, per yard..... 1c
No. 53E4070 Ceiling, per double roll.....25c

Be sure to state catalog number and quantity wanted.



CEILING. BORDER.

SIDE WALL.





For Color Design, Turn Over. The color and design described and priced below is on same size of paper.

26 CENTS
A Double Roll

Green Inlaid Overlay
 No. 53E253

We also have beautiful Overlay wall papers, parlors, halls or dens. Also wall paper. May be used for the artificial or original ornamental paper. Laminated with a green background as green with an overlay in black and enough golden brown added to give the richness.


The 9-inch border is a beautiful piece of work in gold and red. We also furnish nicely colored scenic border. If you wish a cut out border for this paper border, No. 53E255 per 4-yard piece. Not sold in single yards. Ceiling and is decorated in inlaid colors. The combination with 9-inch border. For design of the border on back of following sample, No. 53E253.

- No. 53E253 Wall, per double roll
- No. 53E255 Border, 9 inches wide
- No. 53E256 Border, scenic, 18 inches
- No. 53E264 Ceiling, per double roll

We recommend the following Molding, No. 53E1068 and 53E1070, to be used with this paper. For descriptions see front pages of this book.

Each Sample Has Price and Description

For Color Design, Turn Over. The color design of paper described and priced below is on other side of this sheet.



CEILING.

BORDER.

SIDE WALL.

26 CENTS
A Double Roll

**Brown Ingrain
Overprint**
Border 9 or 18 Inches Wide

We have many requests for Overprint Oatmeal Ingrain Papers and show here one of the daintiest designs it is possible to obtain. The tan background is covered with an overprint of brown dots and gold bronze with just enough green added to bring out a beautiful contrast. Usually sold at 60 cents a double roll.

You will note from the illustration on this page the design of the 18-inch border furnished with this paper. It is nicely colored in green, brown and gold bronze. We also furnish a 9-inch border, the design of which is shown on back of preceding sample No. 53E253. If you wish a cut out border for this paper order No. 53E3247 or 53E25103 at 18 cents per 4-yard piece. Not sold by the single yard. The ceiling has cream background and is nicely decorated in tan and gilt. No mistake can possibly be made by selecting this number for your parlor, library, hall, dining or reception room.

- No. 53E251 Wall, per double roll.....26c
- No. 53E2251 Border, 9 inches wide, per yard..... 1c
- No. 53E3251 Border, scenic, 18 inches wide, per yard. 2c
- No. 53E252 Ceiling, per double roll.....12c

Any of the following Moldings Nos. 53E1032, 53E1038, 53E1042, 53E1066, 53E1074 and 53E1085, may be used with this paper. For prices and descriptions see front pages of this book.

Each Sample Has Price and Description Printed on Back.



THIS SAMPLE SHOWS THE QUALITY OF OUR OATMEAL INGRAIN PAPERS

PERMANENT COLOR OATMEAL
INGRAIN PAPERS

FOR PRICES OF SIDE WALLS, BORDERS AND LERINGS SEE OPPOSITE PAGE

Green Sample on Opposite Page Shows the Quality of Our Oatmeal Papers.

Permanent Color Oatmeal Ingrain Papers


With Borders and Ceilings to Match

Do not confuse the high quality we are offering in our permanent color non-fading Oatmeal Ingrain Papers with the many worthless cheap ingrain papers now on the market. Our Oatmeal Ingrain Papers are the best you can buy. The same quality sells elsewhere at 60 cents a roll.

In addition to the regular 18-inch border we furnish a beautiful cut out border about 15 inches wide. The decorations consist of large pink and red roses with green foliage. The ceilings have a web effect design and are colored to harmonize with the side wall and border.

Illustration shows the entire combination with 18-inch border.

No. 53E5001	Red Oatmeal Ingrain Paper, per double roll.....	22c
No. 53E25001	Border to match, 18 inches wide, per yard.....	2c
No. 53E25101	Border, cut out, per 4-yard piece.....	18c
No. 53E5002	Ceiling to match, per double roll.....	12c
No. 53E5003	Tan Oatmeal Ingrain Paper, per double roll.....	20c
No. 53E25003	Border to match, 18 inches wide, per yard.....	2c
No. 53E25103	Border, cut out, per 4-yard piece.....	18c
No. 53E5004	Ceiling to match, per double roll.....	12c
No. 53E5005	Brown Oatmeal Ingrain Paper, per double roll.....	20c
No. 53E25005	Border to match, 18 inches wide, per yard.....	2c
No. 53E25105	Border, cut out, per 4-yard piece.....	18c
No. 53E5006	Ceiling to match, per double roll.....	12c
No. 53E5009	Green Oatmeal Ingrain Paper, per double roll.....	22c
No. 53E25009	Border to match, 18 inches wide, per yard.....	2c
No. 53E25109	Border, cut out, per 4-yard piece.....	18c
No. 53E5010	Ceiling to match, per double roll.....	12c





Wall Paper

Sears, Roebuck and Co.
Chicago