

# Historic, archived document

Do not assume content reflects current scientific knowledge, policies, or practices.



ANNALS, MCH 95

6261

7 5/2

1895

4/17/1896  
C. B. S.



**ARE**

# SEEDS THAT ALWAYS GROW



**HEMAN GLASS, SEED GROWER**

UNION AND ADVERTISER CO. ROCHESTER, N.Y.

**LAKE VIEW SEED FARM**

**ROCHESTER, N.Y.**

# Read This Page Carefully.

Please notice below the liberal Discounts and Premiums given on orders for Seeds. We propose this year to give a discount or premium on every order received, whether large or small. We make allowances for the hard times, and intend to give to our customers all we possibly can for their money.

It is well understood that the expenses of conducting a business must be paid by a man's customers, and when his expenses are heavy, his prices must be correspondingly high. We keep our expenses down to the lowest limit possible, consistent with a ready dispatch of business, and give to our customers the benefit of our economy.

Instead of spending thousands of dollars on a fancy catalogue, with exaggerated illustrations, that deceive and mislead the unwary, we publish a modest catalogue, with only such illustrations as will be helpful in making an intelligent choice of varieties. Our Seed House is on our farm, which saves rent and other expenses incident to a business in the city. All departments of our business are conducted with strict economy, which enables us to deal more liberally with our customers.

We know our seeds are *as good as can be grown*, and we give our customers the *very best in quality*, as well as the *largest in quantity* for the money received. Our seed packets contain more seed than is usually put into packets by other seedsmen, and we know they will satisfy every customer. In proof of this statement, read the following :

*Mr. Heman Glass :*

*"Your seed received. They are as clean, bright, plump, and hardy looking seeds as any I ever bought ; and the packages contain at least twice as much on the average as N—'s, B—s & F—'s, and three times as much as L—'s."* G. C. BROWN.

**A CREDIT CERTIFICATE** is given on every order, large or small, when five names are sent with the order. You will find the Certificate in this Catalogue, which gives the amount that each order is entitled to. Please return it with your first order and receive the credit your order calls for.


**PREMIUM BOOKS** are given on all orders at catalogue prices amounting to \$4.00 and over. See third page of the cover of this Catalogue. These Books are standard works upon the subjects which they treat, and should be in the hands of every progressive gardener and farmer.

**COLLECTIONS OF SEEDS.** On pages 2 and 3 you will find special "Collections of Seeds" offered at very low rates. These collections are put up in the *regular sized packets* and are sold at nearly *50 per cent. discount* from the catalogue prices. The seeds are all *first-class in every respect* and you will make no mistake in ordering one or more of them.

Do not overlook the "Special Offers" on Seed Potatoes. If you raise potatoes you can not afford to be without the **EARLY PURITAN** and **AMERICAN WONDER**.

In addition to the above Premiums and discounts we give

**\$85.00 IN CASH FOR ORDERS.** For the largest number of orders for 25 cents or more we will give a Cash Premium of \$50.00. For the second largest number of orders a Cash Premium of \$25.00. For the third largest number of orders a Cash Premium of \$10.00. Orders for *less than 25 cents* will not be counted. These Premiums will be paid July 1, 1895.

 When comparing our prices with other catalogues do not forget to allow for the Premiums and Discounts given on all orders for seeds.

**Market Gardeners** who use large quantities of seeds will be given special prices on application.

**HEMAN GLASS,**

**Rochester, N. Y.**

# What You Should Remember.

## *Postage and Express Charges on Seeds PREPAID.*

That the prices in this Catalogue include **the Postage and Express Charges** on all seeds by the **packet, ounce, pound and quart**, and that they will be sent to any part of the United States at the prices named, *postage or express charges PREPAID*. When ordered by the peck, bushel or barrel, the freight or express charges must be paid by the purchaser.

That my seeds are sold under **THREE GUARANTEES** :

**FIRST**—That all money sent to me for seeds shall reach me safely, when sent as directed below.

**SECOND**—That the seed ordered shall reach every customer in good order. If a package fails to reach a customer, or a part of it is lost, I will refill the order for the amount lost without further charge. I assume all the risk of the money reaching me, and of the seeds reaching my customers, when sent by mail or express—making the purchase of seeds *as safe as it is possible for a business transaction to be*. When sent as freight the Railroad Company is responsible.

**THIRD**—That my seeds shall be as represented, in so far as that I will refill the order in other seeds without charge, or refund the money paid for them, if they should prove otherwise than as represented. Under this guarantee I cannot afford to send out poor seed. But in no case do I guarantee the crop. A correspondent says: "The best seed that was ever grown will not give a large yield if it is put into an exhausted or a poorly prepared soil, or if from any reason it does not have a fair chance for germination and development." I do not, therefore, sell any seeds with any guarantee concerning the crop, either express or implied.

## **OUR SEEDS ARE ALL TESTED BEFORE SENT OUT.**

That we make an actual test of all our seeds before sending out, not by the usual custom of sprouting seeds in damp cloths or cotton, but *by sowing in the earth*—the only reliable way of testing seeds. In some cases where our own stock of seed did not hold out through the season and we have been obliged to buy a supply, we have thrown away the whole purchase, because they would not test satisfactorily. But we prefer to do this rather than send out seed of doubtful vitality.

## **NO SEEDS ON COMMISSION.**

That we do not send our seeds in commission boxes and take back the unsold seed. We cannot do this and keep our stock of seeds *fresh and reliable*. But we do allow a *very liberal commission* to parties who sell our seeds. We furnish sample packets of Seeds, Catalogues and Order Sheets; they take orders for our seeds and we fill the orders as fast as sent in, and give them a very liberal *cash commission* for getting the orders. Terms made known on application.

## **HOW TO SEND THE MONEY.**

**Money sent to me for seeds may be sent at my risk and expense**, when sent in any of the following ways :

All sums of \$1.00 or over, by Post-Office or Express Money Order, Draft on New York, or Cash in a Registered Letter.

*Postal Notes* are abolished, but Post-Office Money Orders can now be obtained at any Money Order Office, for *three cents and upwards*, according to the amount of the order.

Sums of *less than one dollar* may be sent in stamps without registering the letter.

If you send a check on your local bank please add 15 cents, the cost of collecting.

If a customer sends more money than is enough to pay for the seeds ordered, the balance will be returned; if less than enough, the order will be filled for as much as the money will pay for.

When sending an order, don't forget to sign your **NAME, POST-OFFICE, COUNTY, and STATE, PLAINLY**. Also, give your nearest Express Office, and the name of the Express Company. I can send many of my seeds cheaper by express than by mail. Address,

**HEMAN GLASS,**

*Box 27, Rochester, N. Y.*

**Lakeview Seed Farm** is on the **RIDGE ROAD**, north of the city, one-half mile west of Lake Avenue. The Electric Cars on Lake Avenue run to the Ridge Road.

# GREAT BARGAINS IN COLLECTIONS OF SEEDS.

I want every one who receives this Catalogue to give my seeds a trial. For that purpose I have put up the following **Collections of Seeds**, at prices so low that all can afford to send a trial order. The packets are all the regular size and first class in every respect, and are sold at about half the regular price. They are put up ready for mailing and cannot be changed, but other varieties in packets may be added to them at 25 per cent discount, or 1/4 off from the Catalogue price. No other discount or premium can be given on these collections, for they are already discounted nearly 50 per cent.

I hope they will be freely ordered, for I am confident they will please every one.

## COLLECTION No. 1.

### 15 PACKETS POSTPAID FOR 50 CENTS.

- |                                     |                                    |
|-------------------------------------|------------------------------------|
| Pkt. A, Beans, Dwarf Golden Wax.    | 1 pkt. Musk Melon, The Banquet.    |
| 1 pkt. Beets, New Eclipse.          | 1 " Water Melon, Ice Cream.        |
| 1 " Cabbage, All Seasons.           | 1 " Onions, Yellow Danvers.        |
| 1 " Carrots, Half Long Scarlet.     | 1 " Parsnip, Hollow Crown.         |
| Pkt. A, Corn, Perry's Hybrid.       | Pkt. A, Peas, McLean's Little Gem. |
| 1 pkt. Cucumber, White Spine.       | 1 pkt. Radish, Long Scarlet.       |
| 1 " Lettuce, Hanson's Cabbage.      | 1 " Squash, Summer Crookneck.      |
| 1 pkt. Tomato, Livingston's Beauty. |                                    |

## COLLECTION No. 2.

### A COMPLETE GARDEN OUTFIT FOR \$1.00.

31 Packets Choice Seeds, Prepaid, for \$1.00.

- |   |                                       |
|---|---------------------------------------|
| Pkt. A, Beans, Henderson's Bush Lima.   | 1 pkt. Water Melon, The Ice Cream.    |
| " A, " Dwarf Golden Wax.                | 1 " Onion, Yellow Danvers.            |
| 1 pkt. Beets, New Eclipse.              | 1 " " Red Globe.                      |
| 1 " " Long Blood, winter use.           | 1 " Parsnip, Hollow Crown.            |
| 1 " Cabbage, Henderson's Early Summer.  | Pkt. A, Peas, McLean's Little Gem.    |
| 1 " " Fottler's Brunswick.              | " A, " The Telephone.                 |
| 1 " Carrots, Half Long Scarlet.         | 1 pkt. Peppers, Large Sweet Bell.     |
| 1 " Celery, Golden Self Blanching.      | 1 " Pumpkin, The Sugar, for pies.     |
| Pkt. A, Corn, Crosby's Early.           | 1 " Radish, Rose Olive Shaped.        |
| " A, Stowell's Evergreen.               | 1 " " Long Scarlet.                   |
| 1 pkt. Cucumber, White Spine.           | 1 " Salsify, Mammoth Sandwich Island. |
| 1 " " Green Prolific, for pickles.      | 1 " Squash, Summer Crookneck.         |
| 1 " Lettuce, Hanson Cabbage.            | 1 " The Hubbard.                      |
| 1 " Musk Melon, Glass' Prolific Nutmeg. | 1 " Tomato, The Ruby, very early.     |
| 1 " " " The Banquet.                    | 1 " " Livingston's Beauty.            |
| 1 pkt. Turnip, Purple Top Strap Leaved. |                                       |

 This Collection would cost by the single packet \$1.80. 

## SWEET PEAS.==SPECIAL COLLECTIONS.

Sweet Peas are now all the fashion, and with good reason, for there is nothing more beautiful than the new varieties. Everybody sows them and everybody is delighted with them. To give every one a chance to see the great variety and beauty there is in them, I make the following offers:

**1st. 5 packets for 25 cts.** 1 Packet each, *your own selection*, of any five of the varieties described on pages 45 and 46, by mail, prepaid.

**2nd. 10 packets for 50 cents.** 1 Packet each of *all the varieties* on pages 45 and 46, by mail, prepaid.

**3rd. 10 ounces for \$1.00.** 1 oz. each of *all the varieties* on pages 45 and 46, by mail, prepaid.

### COLLECTION A.



My 3 Beautiful Pansies for 25 cents.

Glass' Fancy.....	20 cents.
Mammoth Butterfly.....	15 "
The Highland.....	10 "
By single packets.....	45 "

### COLLECTION B.

5 Choice Asters for 40 cents,

New White Branching.....	20 cents.
New Victoria.....	15 "
Chrysanthemum-flowered.....	10 "
Truffaut's, Paeony-flowered.....	10 "
Newest Dwarf Bouquet.....	10 "
By single packets.....	65 "

 Collections A and B are sent by mail, **PREPAID.** 

# GREAT BARGAINS IN COLLECTIONS OF SEEDS.

## COLLECTION No. 3—By Mail, Prepaid.

15 Packets Choice Flower Seeds for 50 cents.

Alyssum, Sweet.  
Asters, Chrysanthemum-flowered.  
Calliopsis, or Coreopsis.  
Candytuft, White.  
Chrysanthemum, Annual.  
Mignonette, Sweet.  
Nasturtium, Dwarf.

Petunia, Mixed.  
Pansy, Butterfly.  
Pinks, Chinese.  
Phlox, Drummondii.  
Poppy, The California.  
Portulaca.  
Sweet Peas, Blanche Ferry.

Sweet Peas, Lottie Eckford.

## COLLECTION No. 4—By Mail, Prepaid.

25 Packets Choice Flower Seeds for \$1.00.

Ageratum.  
Alyssum, Sweet.  
Asters, Dwarf Bouquet.  
" Chrysanthemum-flowered.  
Balsams, Camellia-flowered.  
Calliopsis, or Coreopsis.  
Candytuft, White.  
Chrysanthemum, Annual.  
Cosmos, very fine.  
Marigold, Meteor.  
Mignonette, Sweet.  
Nasturtium, Dwarf.

Nasturtium, Tall, Climbing.  
Pansy, Mammoth Butterfly.  
Petunia.  
Phlox, Drummondii.  
Pinks, Chinese.  
Poppy, The Shirley.  
" The California.  
Portulaca, Single.  
Stock, Ten Weeks.  
Sweet Peas, Emily Henderson.  
" Blanche Ferry.  
" Queen of the Isles.

Zinnia, Pompon.

☛ This Collection would cost by the single packet \$1.80. ☚

Please remember that these collections are put up ready for mailing and cannot be changed, but other varieties in packets may be added to them at 25 per cent discount, or ¼ off from the regular Catalogue price; or if any one prefers to make their own selection of varieties without the collections, they may do so at the same discount of 25 per cent, or ¼ off from the Catalogue price. This applies to seeds in packets only.

## SPECIAL OFFERS ON SEED POTATOES.

### CHOICE SEED POTATOES 25 CENTS PER BAG.

To enable our customers to get the new varieties of Potatoes at small cost, we put up our best Seed Potatoes in cloth bags, holding **four quarts each**, packed in bran and correctly labeled. These bags, one, or any number, we sell for 25c. each. All the varieties in this Catalogue, see page 24, are put up in these bags, and only one variety in a bag.

Last year we had many orders to send these bags by mail, which of course we could not do. One or more bags can be sent by express, but when several bags are ordered a better way is to box them and send as freight. We frequently send them by freight with other seeds. At the price we ask for the bags we cannot afford to pay express charges on them, but when eight bags or more are ordered to be sent to one address we will send by freight and prepay the freight.

### THREE OR FIVE POUNDS FOR 75 CENTS.

Those wishing only single pounds to try the new varieties can do so at very little expense.

For 75 cents I will send by mail *prepaid*, one pound each of any *three varieties* of your own selection; or one pound each of any *five varieties* if sent at the expense of the person sending the order. Each variety will be boxed and correctly labeled.

I hope these liberal offers will induce very many to make trials of the new varieties of potatoes which they have not heretofore grown. Every potato grower should not fail to send for the American Wonder and Early Puritan Potatoes. Other varieties are valuable but these are indispensable.

# WHAT YOU OUGHT TO KNOW.

## WHY MY SEEDS ARE ENTITLED TO YOUR CONFIDENCE.

*First*—They are GROWN FROM GOOD STOCK. Every gardener of experience knows that for seeds to produce the best results, they must be grown from pure and high-grade stock. Seeds grown from poor and mixed stocks can never give satisfaction to those who know what good vegetables should be. But good stocks for seed-growing cannot be secured without careful and repeated selections of the best types of the different varieties. This I have been doing for years, even before I grew seed for the public, when I had in view only the improvement of my own crops. As a Market Gardener, I found that much of the seed I bought could not be depended upon, and I commenced growing seed for my own use. My neighbors and friends soon wanted my surplus seed, and from that beginning my business has extended till it now reaches nearly every part of the country.

In raising seed, we never use the whole crop as grown. Only the best is used for growing seed. Though we may set out hundreds of bushels of onions for seed, EVERY ONION IS HAND-PICKED; every cabbage head for seed is carefully selected in the field where grown; only the best and purest types of beets are used for seed; and the same can be said of all my other seeds. The result is, that my strains of onions, cabbages, beets, carrots, etc., are not excelled by any grown anywhere.

*Second*—Many of my seeds are water-cleaned. What I mean by this is explained below.

*Third*—MY SEEDS ARE NORTHERN GROWN. The one thing that is of importance, above almost everything else, to market gardeners is, to get their products into the market ahead of their neighbors. It is the first cabbage, the first tomatoes, the first peas, and the first corn and potatoes that bring big prices and pay large profits. To secure these first crops, gardeners must have seeds that will mature a crop quickly. The only seeds that will do this, are those that have been grown and matured in a short season. Like produces like. This is why NORTHERN GROWN SEEDS will produce *earlier crops* than seeds grown further South, where the season of growth is longer. This holds good with nearly all kinds of seeds, and is one of the reasons why my seeds have given such general satisfaction to professional gardeners.

## WATER-CLEANED SEEDS.

We do not mean that all the seed we sell is water-cleaned; with some varieties that cannot be done. But we mean that not only are all our tomato and vine seeds water-cleaned, but that all the onion seed of our own growing, and part of our cabbage, carrot and other seeds are cleaned by washing in water. This is seldom done by seedsmen, because it is both *troublesome and expensive*. After onion seed has been cleaned by the fanning-mill in the usual way, from 5 to 10 per cent. of light and half-filled seed will float and be lost in the process of washing. Then it must be thoroughly dried, which takes time, and adds to the cost of the seed. But it is the only way to get rid of the light, half-filled seed, and secure seed *that is sure to grow*.

Mr. Chas. B. Vaughn, who used my onion seed a number of years, said of it: "When I sow seed that has been water-cleaned *I am sure* it is going to grow; but when it has not been water-cleaned I am not sure of it."

## HOW TO SOW THE SEED.

The first and one of the most important things to be done towards securing a good crop is to sow or plant our seed in such a manner, and at such a time, that it may have a reasonable chance to grow. Seeds must be sown shallow or deep, according to their size and ability to push up through the soil. Small seeds are very apt to be sown too deep. If small seeds, like celiery, lettuce, etc., were sown as deep as onion and beet seed, very few would ever appear above the ground. Seasons differ; what would be safe in one season, might prove a failure in a season when the condition of the soil or of the atmosphere were different. When the conditions are favorable, I have had onion seed come up in eight days; but when too dry and hot, or too cold and wet, it will be in the ground thirty days before coming up. When it is dry and hot, cucumbers, melons and squashes may fail entirely, unless the soil is made firm over the seed (See "Firming the Soil"), and there is danger that all vine seed may rot if planted when the ground is cold and wet.

Some seeds are hardy and can be sown as soon as the frost is out of the ground and is dry enough to work, while others are tender and will rot if put in the ground before it becomes warm.

*The following seeds may be safely sown early in the Spring, as soon as the ground becomes dry and settled, in this latitude (43 deg.) during the month of April.*

Cabbage,	Cauliflower,	Lettuce,	Parsnip,	Peas,	Spinach,
Beet,	Carrot,	Celery,	Onion,	Parsley,	Turnip.

*The following should not be sown until the ground has become dry and warm. Thermometer in the shade averaging 60 deg.; in this latitude not before the middle of May.*

Beans,	Sweet Corn,	Cucumber,	Melons,	Okra,	Pumpkin,	Squash.
--------	-------------	-----------	---------	-------	----------	---------

Lima Beans and Winter Squashes are especially liable to rot if planted before the ground has become dry and warm.

Tomatoes, Peppers and Egg Plant should be started early, in a hot-bed or in a box in the house.

One of the most essential and yet the most neglected thing in connection with seed-sowing is

## FIRMING THE SOIL

over the seeds after sowing, if the soil is dry and warm. After sowing the seed, go over the rows, and with the ball of the foot press down every inch of the soil in the drill where the seed has been sown. Then, with a rake, lightly level off the rows, and the operation is done. But this firming the soil must not be done unless the ground is dry and warm. When the soil is damp, and there is no danger of dry or heated air drying out the seed, there is no necessity of treading it in. In such cases, it is better not to do it. If a drought should follow after sowing the seed, and there is danger of the seed suffering from dry, hot air, the firming may be done a week or more after the seed has been sown.

Complaint is often made about parsnip seed not coming up well. It is not so much the fault of the seed as sowing in light, loose soil, which quickly dries out. Unless the ground is moist, and *will remain so until the seed has sprouted*, the seed should be trodden in with the feet or rolled with a heavy roller.



### MANURE,

It is a waste of time and money to attempt to grow crops, either in the garden or on the farm, without manure, and plenty of it. Every year I am more and more convinced that we do not use enough. If we would cultivate less acres and use more manure, we would have a larger surplus over expenses. A poor crop only pays expenses, and oftentimes not that. It is only good crops that pay a profit.

As to the kind of manure, use all the stable or barn-yard manure you can make or get. Nothing is better, or as good. Then use all the commercial fertilizers you can afford to buy, and you can afford more than you suppose. It is money well invested that will pay 100 per cent. in six months, and the money paid out for manure and fertilizers frequently pays more than that. If you doubt it, try it.

### STIRRING THE SOIL.

A. J. Downing, one of the best authorities on such matters, says: "If I were to preach a sermon on horticulture, I should take as my text, '*Stir the Soil.*' So essential is this considered by some gardeners that they insist that frequent stirring the soil will produce larger crops without manure, than poor cultivation with manure. While I am satisfied that nothing can take the place of manure, I am equally well satisfied that a soil frequently stirred will produce much better crops than the same soil that is only seldom cultivated. For some crops it is absolutely essential. Frequent stirring keeps the soil well open and porous, so that it admits the air freely, and the loose surface acts as a mulch to keep the lower soil moist and cool. If you want big crops, keep the surface soil loose and friable."

### DRAINING THE SOIL.

Either in farming or gardening, the proper drainage of the soil is of the first importance. Many a farmer goes on year after year, raising poor crops that pay him no profit, simply because the soil is not properly drained. I have, in more than one instance, been repaid the cost of draining a field by the increase in the first crop.

**DRAINAGE WARMS THE SOIL.**—It is stated on good authority, that drainage raises the temperature of the soil fifteen degrees. This is an important item in the early Spring. A difference of fifteen degrees in the temperature of the soil would save much early-planted seed from rotting, and much consequent replanting.

**DRAINAGE LENGTHENS THE SEASON FOR WORK AND FOR THE GROWING CROP.**—This cannot be over-estimated in our northern climate and short Summers. A difference of two weeks will often prove the difference between success and failure of a crop. I have on my farm land that formerly was so wet that it seldom could be planted until June, but since being drained it is the first land that we work in the Spring—often during the month of April.

### USEFUL TABLES.

One acre of land contains 160 square rods.  
 " " " 4,840 square yards.  
 " " " 43,560 square feet.

#### Quantity of Seed for an Acre.

It is difficult to give a fixed amount of seed that should in all cases be sown on an acre of ground. As a rule, new ground requires more seed than old ground, that has become fine and well pulverized by years of cultivation. It is also a safe rule to sow rather too thick than otherwise, for in that case the crop can be thinned; but if too little seed is sown, it cannot be remedied.

Beans, Dwarf, in hills.....	1½ bushels	Parsnips, in drills.....	4 to 6 pounds
Beans, Pole, in hills.....	10 to 12 quarts	Peas, in drills.....	2 bushels
Beets, in drills.....	5 to 6 pounds	Peas, broadcast.....	3 bushels
Cabbage, in beds, to transplant.....	4 ounces	Potatoes.....	8 to 12 bushels
Cabbage, in hills.....	½ pound	Radish, in drills.....	6 to 8 pounds
Carrots, in drills.....	1½ to 2 pounds	Salsify, in drills.....	8 to 10 pounds
Corn, in hills.....	8 to 10 quarts	Spinach, in drills.....	10 to 12 pounds
Corn, for soiling.....	½ to 1 bushel	Squash, bush varieties, in hills.....	3 to 4 pounds
Cucumber, in hills.....	1½ pounds	Squash, running varieties, in hills.....	2 to 3 pounds
Melon, Musk, in hills.....	1½ to 2 pounds	Tomato, in beds, to transplant.....	3 to 4 ounces
Melon, Water, in hills.....	3 to 4 pounds	Turnip, in drills.....	1¼ to 2 pounds
Onions, in drills.....	4 to 5 pounds	Turnip, broadcast.....	3 to 4 pounds

#### Number of Plants From an Ounce of Seed.

Asparagus... 500	Cauliflower...3000	Egg Plant...1000	Pepper.....1000	Thyme.....5000	Rhubarb.... 500
Cabbage....3000	Celery.....5000	Lettuce.....3000	Tomato.....1500	Sage.....1500	Turnip.....4000

#### Weight of Seeds.

Lbs. per bu.		Lbs. per bu.		Lbs. per bu.	
N. Y.	Ill.	N. Y.	Ill.	N. Y.	Ill.
Barley.....	48	48	Flax.....	55	56
Beans.....	60	60	Grass, Kentucky Blue.....	14	14
Broom Corn.....	46	46	Grass, Orchard.....	14	14
Buckwheat.....	48	52	Grass, Millet.....	50	50
Clover.....	60	60	Grass, Red Top.....	14	14
Corn, shelled.....	56	56	Grass, Timothy.....	45	45
Corn, sweet, by measure.....			Oats.....	32	32
			Peas, round, smooth.....	60	60
			Peas, wrinkled.....	56	56
			Potatoes.....	60	60
			Rye.....	56	56
			Wheat.....	60	60



VEGETABLES: 1895.



DESCRIPTIVE CATALOGUE

—AND—

PRICE LIST OF SEEDS.

In the following list I have given a brief description of the different varieties, noting their peculiar characteristics, and also a few practical directions for their cultivation, which I have learned in my experience as a gardener. I hope my patrons will find them practical and useful.

Remember that the prices given in this Catalogue include the **postage or express charges** on all seeds by the *packet, ounce, pound and quart*, and they will be sent to any part of the United States by mail or express, **charges prepaid**.

If the person ordering prefers to pay the cost of carrying, he may deduct from the prices named *8 cents per pound* on all seeds sold by the pound, and *15 cents per quart* on all seeds sold by the quart.

*Half pounds at pound rates, pints at quart rates, four quarts at peck rates, and half bushels at bushel rates. No half pints put up. Beans, Corn, and Peas are put up in packets of two sizes, A and B; Packet B contains nearly half a pint.*

**ASPARAGUS.**

This is one of my principal garden crops, having over three acres in cultivation. The seed should be sown early in the spring, in good, strong soil. Thin out the plants and keep free from weeds. The plants, if good care is taken, will be ready to set in a permanent bed the following spring. The ground for the permanent bed should be heavily manured and worked in deep. Make trenches  $3\frac{1}{2}$  feet apart with a plow or spade 8 inches deep, and set the plants in the bottom of the trenches, 20 inches apart, and cover the roots lightly with earth. When the plants are a foot or more high, hoe the earth into the trenches filling them one-third full. Afterwards fill the trenches nearly full of rotted manure, or give liberal application of phosphate and cover with earth. When leveled off, the top of the roots or crown should be about six inches below the surface of the ground. Every spring give a heavy coat of manure and cultivate thoroughly. Cut lightly the first two years, after that keep the bed cut clean as long as you want Asparagus. When well established it can be cut for six weeks without injury. Let the brush or tops remain on the bed during the winter to protect the roots. The fall seed can do no harm as the young plants from the seed always die out.

**Conover's Colossal**—The old standard variety and largely grown. Pkt. 5c.; oz. 10c.;  $\frac{1}{4}$  lb. 15c.; lb. 40c.

**Palmetto**—Claimed to be earlier and larger than the Colossal. We have both varieties growing in our beds and do not discover much difference. Pkt. 5c.; oz. 10c.;  $\frac{1}{4}$  lb. 20c.; lb. 60c.


**Barr's Mammoth**—A new large growing variety, originated by a prominent market gardener of Pennsylvania. It has attracted much attention in the Philadelphia markets. Pkt. 5c.; oz. 10c.;  $\frac{1}{4}$  lb. 20c.; lb. 70c.

**ROOTS—Conover's Colossal.**

1	year old, per 100, by mail, prepaid.....	\$1 00
1	“ “ “ by express, not prepaid.....	75
1	“ “ per 1,000,.....	4 50
2	“ “ per 100, by mail, prepaid.....	1 20
2	“ “ “ not prepaid.....	90
2	“ “ per 1,000, “.....	5 00

**Palmetto and Barr's Mammoth.**


1	year old, per 100, prepaid.....	\$1 25
1	“ “ “ not prepaid.....	1 00
1	“ “ per 1,000, “.....	6 00



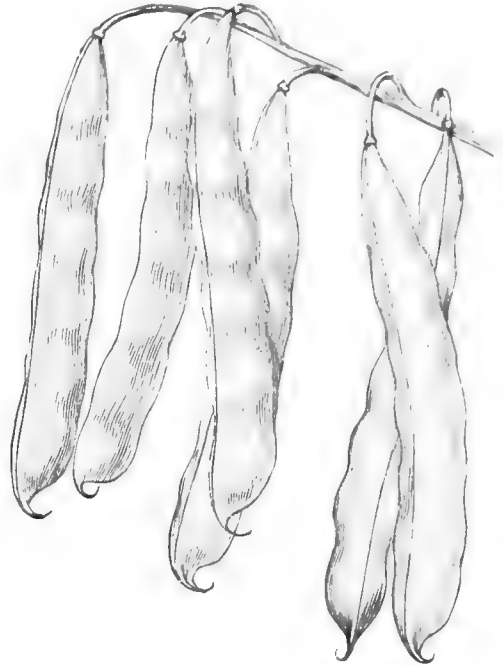
**BEANS.**

The prices quoted by the quart include prepayment of postage or express charges. If not ordered sent by mail, 15 cents per quart may be deducted. Pints at quart rates, and four quarts at peck rates. No half pints put up. The packets are in two sizes. Packet B contains nearly 1/2 pint.

A dry, rather light, soil is the best for beans, though they do well on any good garden land. For an early crop of garden beans, plant quite early, in a light, dry soil, and in a warm, sheltered place. But for the general crop, beans should not be planted until all danger of frost is past and the ground has become warm. This is especially true of Lima beans. Avoid planting beans in a cold, wet soil, and do not hoe them when wet with dew or rain.



**HENDERSON'S NEW BUSH LIMA BEAN.**



**Henderson's Bush Lima Bean**—This is a genuine Lima bean, and yet it is a bush bean, with no tendency to run. Earlier than the climbing Limas, and produces a continuous crop until frost. Possesses all the delicious qualities of the large Lima. My stock is direct from Mr. Henderson. I grew them last season and was both surprised and gratified with them. Pkt. A, 5c.; pkt. B, 15c.; qt. 50c.

**Burpee's Bush Lima**—A bush Lima as large as the climbing beans. It is practically the large Lima in bush form, and possesses all the fine qualities of the well-known Lima, rightly named King of the Garden. Pkt. A, 10c.; pkt. B, 20c.; qt. 60c.

**Long Yellow Six Weeks**—The earliest of the String beans; hardy and prolific. It may be planted quite early, as it will stand a light frost. Pkt. A, 5c.; pkt. B, 10c.; qt. 40c.

**Early Round Pod Red Valentine**—One of the earliest of the String beans; very productive; remains in the green state longer than most varieties; much used for pickling. Pkt. A, 5c.; Pkt. B, 10c.; qt. 40c.

**Refugee, or Thousand to One**—A very productive, medium variety; young pods very tender and fine flavor; used largely for pickling. Pkt. A, 5c.; Pkt. B, 10c.; qt. 40c.


**Yosemite Mammoth Wax Bean**—This is the largest of the Wax beans. It is enormously productive. The pods often attain a length of 8 to 10 inches, and are nearly all solid pulp, the seeds being very small when the pods are fit for use. The pods are a rich golden color, and are absolutely stringless, cooking tender and delicious. Pkt. A, 10c.; pkt. B, 20c.; qt. 60c.

**Rust Proof Golden Wax**—The Golden Wax bean has for a number of years been the favorite bean with market gardeners. But it has one fault, in unfavorable weather it is inclined to rust. Grennell's Improved is claimed to be rust proof. We have grown it two years and have

seen no rust upon the pods. The seed we offer we grew last season, and is good stock. Pkt. A, 5c.; pkt. B, 15c.; qt. 45c.

**Black Wax or Butter**—An old standard variety; quite early, and productive; pods waxy yellow, and very tender. One of the very best wax beans for family use, as the pods are more tender than some other varieties. Pkt. A, 5c.; pkt. B, 15c.; qt. 45c.

**Ivory Pod Wax**—Highly prized both as a snap and a winter shelled bean; very productive; pods long, stringless, and of transparent ivory white; beans small, and white. Pkt. A, 5c.; pkt. B, 15c. qt. 45c.



WAX BEANS.

**Wardwell's Early Kidney Wax**—A valuable new Wax bean. The vines are more robust than most wax beans, and very productive, yielding a heavy crop of pure wax pods, which are large, smooth and stringless, and not inclined to rust; in fact, I have seen no rust upon them. The beans are pure white, and kidney shaped. One of the earliest, if not the very earliest, of the wax beans. Pkt. A, 5c.; pkt. B, 15c.; qt. 45c.

### POLE OR RUNNING BEANS.

Of all the Running Beans the Limas are the best. By using short poles, not over four feet, and pinching off the ends of the runners as often as they reach the top of the poles, they can be ripened in this latitude, 43 degrees, unless the season is very unfavorable. Plant as soon as the ground is dry and warm, generally about the middle of May; but do not be in too much of a hurry, for they are quite liable to rot unless the ground is warm enough to sprout them quickly. I always set the poles and make the hills around them before planting.

**Early Jersey Lima**—A new variety, grown by the New Jersey market men. Similar to the large Lima, but nearly two weeks earlier, which will make it especially valuable for all who grow Lima beans for market. Gardeners who understand the value of an early crop will do well to plant this bean. Pkt. A, 5c.; pkt. B, 15c.; qt. 50c.

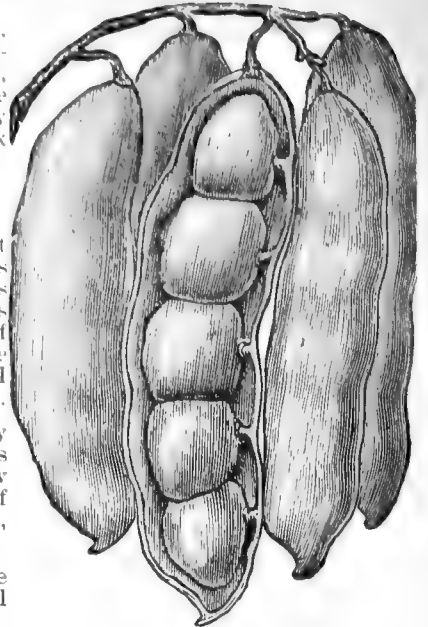
**King of the Garden Lima**—A very vigorous grower, with large pods, well filled. Sets its pods early, and continues bearing until frost. Pkt. A, 5c.; pkt. B, 15c.; qt. 50c.

**Early Golden Cluster Wax**—A new pole bean; early, and very prolific. The pods are unusually large and long, 7 to 8 inches, growing in clusters, of a rich golden color, stringless, delicate flavor, and not excelled as a snap bean. Unlike most pole beans it is very productive, and seems to keep bearing till frost. Its beautiful appearance and great productiveness must make it a profitable variety to grow for market, notwithstanding the extra labor of setting the poles. Pkt. A, 10c.; pkt. B, 20c.; qt. 60c.

**Lazy Wife's**—This is an enormously productive bean, and is pronounced the best green podded snap-short pole bean in cultivation. The pods grow four to six inches long, and are entirely stringless, rich and buttery in flavor when cooked and retain their tender qualities till nearly ripe. The beans are white, and are an excellent bean for winter use. Pkt. A, 5c.; pkt. B, 15c.; qt. 50c.

**Horticultural or Speckled Cranberry**—A round, speckled bean, equally good as a snap or shelled bean; used both in the green and dry state. Pkt. A, 5c., pkt. B, 15c.; qt. 50c.

KING OF THE GARDEN.



## BEETS.

Beets are grown in every garden and used in all stages of their growth. The soil should be rich, mellow and deep. They are among the first vegetables to be sown in the Spring. Sow the seed quite thickly in drills one foot apart and two inches deep. When the beets are beginning to form they can be thinned out and used as "beet greens."

If a heavy rain should fall soon after sowing the seed, and the surface of the ground becomes crusted over, the ground must be raked lightly with a steel garden rake, to break the crust over the seed. If this is not done the young sprouts may not be able to push up through the crust on the surface. From this cause seed sometimes fails to come up, and the sower thinks his seed was bad, when the trouble was not in the vitality of the seed but in the experience of the sower.


For the Mangel Wurzels, you can hardly have the ground too rich. They make a heavier growth than the table beets, and the rows should be sown at least two feet apart. When large quantities are sown it saves labor to sow the rows wide enough apart to use the horse and cultivator between them. Many growers prefer the Sugar Beet for stock. It is certainly a fine beet, and grows nearly as heavy crops as the Mangels.

Beets are best kept through the Winter by burying them in pits, which should be dug about a foot deep and three feet wide, and long enough to hold the stock on hand. Scatter dry earth over them and then cover with straw and earth sufficient to keep them from freezing.

**Eclipse Beet**—This beet has taken the lead as the first early market beet. It is a bright blood turnip, as early as the Egyptian, better shape, larger and smoother. Top rather small, root tender and sweet. One of the best beets for market gardeners. My crop of seed of this beet the past season was unusually good. It is No. 1, all from selected beets. Pkt. 5c.; oz. 10c.; ¼ lb. 20c.; lb. 60c.

**Edmand's Early Blood Turnip**—A close competitor of the Eclipse; oval, very regular in shape, dark red. Will be a favorite with market gardeners. Pkt. 5c.; oz. 10c.; ¼ lb. 20c.; lb. 60c.

**Crosby's Egyptian Blood Turnip**—New. Just as early as the old Egyptian, but larger and smoother. The earliest and best Blood Turnip Beet. Pkt. 5c.; oz. 10c.; ¼ lb. 20c.; lb. 65c.



ECLIPSE, BEET.

**Bastian's Extra Early Turnip**—As early as the Egyptian; larger and smoother. In appearance a blood beet, but streaked with white. A fine beet for market gardeners. Pkt. 5c.; oz. 10c.;  $\frac{1}{4}$  lb. 20c.; lb. 60c.

**Extra Early Bassano**—An old standard early beet. Very early but not a blood beet. Pkt. 5c.; oz. 10c.;  $\frac{1}{2}$  lb. 15c.; lb. 50c.

**Dewing's Improved Early Turnip**—Earlier than the Blood Turnip Beet; roots a good red, large, uniform, smooth and handsome. For all uses the best Turnip Beet; largely grown for market. Pkt. 5c.; oz. 10c.;  $\frac{1}{4}$  lb. 20c.; lb. 60c.

**Early Blood Turnip**—Not as early as the above, but of good quality, blood red, tender and a good keeper. Tops fine for "greens." Pkt. 5c.; oz. 10c.;  $\frac{1}{4}$  lb. 15c.; lb. 50c.

**Early Yellow Turnip**—Good early beet, differing from the Blood Turnip only in color, which is a bright yellow. Pkt. 5c.; oz. 10c.;  $\frac{1}{4}$  lb. 15c.; lb. 50c.

**Long Smooth Blood Red**—The best late variety for Fall and Winter use; long, smooth, sweet and tender. Pkt. 5c.; oz. 10c.;  $\frac{1}{4}$  lb. 15c.; lb. 50c.

**Swiss Chard, Silver Ribbed or Sea Kale Beet**—Grown solely for its leaves. The mid-rib can be stewed and served as Asparagus, and other parts of the leaves used as Spinach. Pkt. 5c.; oz. 10c.;  $\frac{1}{4}$  lb. 15c.; lb. 50c.

**SUGAR BEETS.**

**Vilmorin's Improved White Sugar**—This variety contains 16 per cent. of sugar; yields moderately heavy crops; considered the richest in sugar of any of the Sugar Beets. The best Sugar Beet for table use. Pkt. 5c.; oz. 10c.;  $\frac{1}{4}$  lb. 15c.; lb. 50c.

**French White Sugar, Red Top**—Contains 10 to 12 per cent. of sugar; is the largest and most prolific of all the Sugar Beets, averaging on good ground 20 tons per acre; grows slightly above ground; ripens earlier than other varieties; a fine beet for stock. Pkt. 5c.; oz. 10c.;  $\frac{1}{4}$  lb. 15c.; lb. 40c.



SUGAR BEET.

**Lane's Imperial Sugar**—One of the best of the Sugar Beets; yields large crops and largely grown. Pkt. 5c.; oz. 10c.;  $\frac{1}{4}$  lb. 15c.; lb. 40c.

**MANGEL WURZELS.**


**Golden Giant**—A new Mangel of great promise. It grows as large as the Long Red Mangel, and is a rich yellow in color, and apparently one of the richest of the Mangels. It grows one-half above ground, is easily gathered and is enormously productive. Last season it surpassed all my other Mangels, being equal to the Mammoth Long Red in yield, and equal to the Orange Globe in richness or nutritive properties. Those who grow root crops for feeding should not fail to give this beet a trial. Pkt. 5c.; oz. 10c.;  $\frac{1}{4}$  lb. 15c.; lb. 50c.



GOLDEN GIANT.

**Carter's Mammoth Long Red**—Is very large size and good quality; grown extensively. The old standard mammoth for feeding. Pkt. 5c.; oz. 10c.;  $\frac{1}{4}$  lb. 15c.; lb. 40c.

**Carter's Improved Orange Globe**—The best of all the Globe Mangels; will grow in all soils; rich, nutritious and will keep very late. Pkt. 5c.; oz. 10c.;  $\frac{1}{4}$  lb. 15c.; lb. 40c.



CARTER'S ORANGE GLOBE MANGEL.

**Golden Tankard**—In shape intermediate between the Long and Globe varieties; color yellow; nutritious and fine flavor. A favorite with many growers. Pkt. 5c.; oz. 10c.;  $\frac{1}{4}$  lb. 15c.; lb. 50c.

**Improved Yellow Ovid**—In shape and growth like the Tankard, but considered a heavier cropper; not so rich a color; among the best. Pkt. 5c.; oz. 10c.;  $\frac{1}{4}$  lb. 15c.; lb. 40c.


**BROCCOLI.**

Broccoli produces heads like the Cauliflower, but is more hardy. Cultivation same as Cauliflower, except that the plants should not be grown or set too early, as it does the best in the cool weather of autumn. The cape varieties are the best suited to our climate. Sow the seed in the open ground about the middle of May, and transplant from the 1st to the 10th of July.

**Early Purple Cape**—The most reliable to head and the best for this climate. Pkt. 10c.; oz. 40c.

**BRUSSELS SPROUTS.**

As easily grown as Cabbage, and excellent for greens. Pkt. 5c.; oz. 20c.



What my customers say about my Cabbage Seed :

We have used your Cabbage Seed here for the past four or five years, and it has proved to be the best Cabbage Seed we have ever had. Your Fottler's Brunswick and All Seasons are both equally good.

H. C. DEMING, Monroe County, N. Y.

Your Seeds were very good. I exhibited at the Hemlock Fair some Cabbage from your Seed that weighed 15 pounds each, *trimmed*, and took the premium.

GEORGE WARDER.

## CABBAGE.

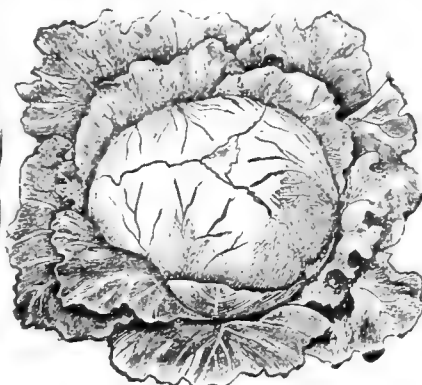
Cabbages are one of my specialties, both as a market crop and for growing the seed. I raise no stump seed; only the best heads and of the best types are used for seed. My Early Summer, Winningstadt, Fottler's Brunswick, and All Seasons, are of the very best strains, obtained by years of careful selection. There are none better and few as good. Many growers make the mistake of trying to grow a large Cabbage on poor soil. If your soil is light or sandy try the Winningstadt. New land is preferable, and it is not safe to follow Cabbage with Cabbage, otherwise "club root" will appear. I have found a clover sod one of the best fertilizers for Cabbage. The most important thing next after plenty of manure, is the frequent stirring of the soil. It cannot be stirred too often. For this latitude, 43 degrees, I find that the best time to sow the seed of a late Cabbage for a Fall or Winter crop is from the 10th to the 20th of May, and set the plants from the 15th of June to the 1st of July. Different sowings should be made so as to have the plants ready when the ground is in a suitable condition for setting. The early small growing varieties may be set 18 to 20 inches apart in the row. The later varieties should be set 2½ to 3 feet apart. The seed can be sown broadcast, but I prefer to sow in rows one foot apart. An ounce of seed will produce about 3,000 plants, but it is a safe rule to sow an ounce for every 2,000 plants wanted.

I have been very successful with the late varieties by planting them about the first of June in hills where they are to grow. Make the hills a mere hoof of earth, and with the thumb and finger put three to five seeds in the hill. When large enough to transplant, the surplus plants are very handy to replace any hills that may have been destroyed by the black fly or cut worm. Late plants are quite liable to be destroyed by the cabbage fly as soon as they appear above the ground. To prevent this, dust them over lightly, just as they are coming up, with fine air-slacked lime or soot. Do not delay this even for a day, for the delay may be fatal to the crop. It is best applied when the dew is on. For the green cabbage worm, so destructive in some localities, I have found Pyrethrum or *Persian Insect Powder*, a perfect remedy. It is not poisonous and may be used with perfect safety. Sprinkle it on the worms with a small dredging box. I have used it quite extensively and always with success.

The following are the three leading Early Cabbages usually grown by market gardeners, for the early market:



JERSEY WAKEFIELD.



HENDERSON'S EARLY SUMMER.



HENDERSON'S SUCCESSION.


**The Early Jersey Wakefield**—This is the earliest Cabbage with market gardeners in all parts of the country. Heads conical and compact; a general favorite. Pkt. 10c.; oz. 30c.; ¼ lb. 75c.; lb. \$2.75.

**Henderson's Early Summer**—The earliest of the flat varieties; about ten days later than the Wakefield, but as it is larger, it soon supersedes it in the market. It is a good Cabbage to sow late, about the 10th of June, to fill out the late


crops where plants have failed. Pkt. 10c.; oz. 25c.; ¼ lb. 70c.; lb. \$2.50.

**Henderson's Succession Cabbage**—This new Cabbage is nearly as early as Henderson's Early Summer and somewhat larger. It forms a solid head and very uniform. The past season I grew it with profit, as it came in between Henderson's Early Summer and All Seasons, and proved to be a fine market Cabbage. Pkt. 10c.; oz. 25c.; ¼ lb. 70c.; lb. \$2.50.

The two following Cabbages are the varieties generally grown for the Fall crop for shipping:



ALL SEASONS.



FOTTLER'S BRUNSWICK.

**All Seasons**—This new Cabbage has received very high commendation. It can be grown equally well for an early or late fall crop. Very reliable to head, and the heads are large and solid. When wanted for a winter Cabbage the seed should not be sown in this latitude till about the first of June, and the plants set about the first of July. Pkt. 10c.; oz. 20c.;  $\frac{1}{4}$  lb. 60c.; lb. \$2.00.

**All Seasons**—Seed of my own growing. Crop of 1894. Grown from selected heads. Pkt. 10c.; oz. 25c.;  $\frac{1}{4}$  lb. 70c.; lb. \$2.50.

**Fottler's Improved Brunswick**—This is the most reliable to head of the Drumhead varieties, and a capital fall or winter cabbage. Good Long Island grown seed, carefully tested. Pkt. 10c.; oz. 20c.;  $\frac{1}{4}$  lb. 60c.; lb. \$2.00.


**Fottler's Brunswick**—Seed of my own growing. Crop of 1894. Grown from selected heads. Per pkt. 10c.; oz. 25c.;  $\frac{1}{4}$  lb. 70c.; lb. \$2.50.

The two following have attracted a good deal of attention the past two years as shipping Cabbages. The Danish Winter is not a large Cabbage, but is the heaviest Cabbage for its size I have ever seen. The Autumn King is a large size Cabbage and will probably grow a greater weight of crop than any other Cabbage.



DANISH ROUND WINTER.

**Henderson's Autumn King**—Mr. Henderson says of this cabbage: "We believe this to be the finest strain of late cabbage extant. It produces even heads, of enormous size, and can be relied upon to produce a greater weight of crop per acre than any other late sort, from the fact of producing few outer leaves and going all to head." Pkt. 10c.; oz. 30c.;  $\frac{1}{4}$  lb. 75c.; lb. \$2.75.



AUTUMN KING.

**Vandergaw**—There has been quite a demand for this so-called new cabbage; but it is claimed that it is the same as All Seasons. I made a comparative test the past season and could see no difference between the two varieties. It is a

good cabbage, just as good and no better than All Seasons. Pkt. 10c.; oz. 25c.;  $\frac{1}{4}$  lb. 65c.; lb. \$2.25.

**Burpee's Sure Head**—This cabbage has received the highest testimonials. Where the season is not too short, it is very reliable to head, and grows a great weight of crop. It is worthy of trial. Pkt. 10c.; oz. 25c.;  $\frac{1}{4}$  lb. 65c.; lb. \$2.25.



WINNINGSTADT.

**The Early Winningstadt**—Is among cabbages what the Baldwin is among the apples, always reliable. Heads conical, medium size, second early. For the table, the very best. Very reliable to head. Will head on light soils, where other kinds fail. It makes a good winter cabbage if the seed is not sown before the middle of June. Pkt. 10c.; oz. 20c.;  $\frac{1}{4}$  lb. 60c.; lb. \$2.00.

**Premium Flat Dutch**—The best of the large flat Drumheads; short stem, heads large, and very solid. Somewhat later than Fottler's Brunswick, and should be set ten days or two weeks earlier. It must have a strong, rich soil to make solid heads. Pkt. 10c.; oz. 20c.;  $\frac{1}{4}$  lb. 60c.; lb. \$2.00.




DRUMHEAD SAVOY.

**Perfection Drumhead Savoy**—An improved variety of the Savoy cabbages, which are considered the most delicate of cabbages, possessing somewhat the richness of the cauliflower. Pkt. 10c.; oz. 25c.;  $\frac{1}{4}$  lb. 65c.; lb. \$2.25.

**Early Blood Red Erfurt**—Early; heads rather small, but solid; one of the best red cabbages. Pkt. 10c.; oz. 25c.;  $\frac{1}{4}$  lb. 70c.; lb. \$2.50.

**Mammoth Red Rock**—It is the largest of the red cabbages. The heads are of a deep red color inside as well as outside, and almost as hard and solid as a rock. Originated among the market gardeners of New York, and is highly commended. Pkt. 10c.; oz. 25c.;  $\frac{1}{4}$  lb. 70c.; lb. \$2.50.



## CAULIFLOWER.

2 1/2" Quarter and a half ounce at ounce rates.

This is one of my principal market crops. I have tested over thirty varieties of Cauliflowers. Many of the varieties were almost worthless, and it is useless to attempt to grow them with any profit. I offer only such varieties as I have found reliable. Cauliflowers do the best on low, moist land, as they require plenty of water. Very little can be done in heading Cauliflowers during the hot weather of the summer. They do the best during the cool weather of the late autumn. They delight in a rich soil. The cultivation is the same as for cabbages. For an early crop, the plants must be raised under glass. For a late crop, sow the seed and transplant the same as winter cabbage. I set the plants from the 20th of June to the 4th of July. To protect the young plants in the seed bed from the black fly, dust them over lightly, just as they are coming up, with fine air-slacked lime or soot, as recommended for cabbages. As soon as the heads of the cauliflower begin to form, cover them with a loose leaf, or tie a few leaves over the head to protect them from the sun, otherwise they will turn a brown color, which spoils their appearance. If troubled with the green cabbage worm, sprinkle the plants with pyrethrum or Persian Insect Powder. It is a sure remedy, as I know from experience.

**Henderson's Early Snowball**—This is the best Cauliflower grown. I always obtain my seed direct from Mr. Henderson, and it is the genuine Snowball, and not some of the cheap imitations of this celebrated Cauliflower. I have grown it for years, and have always found it reliable to head. It never fails. Almost every plant will produce a solid head. Growth upright, and can be set 3x1 1/2 feet. It has the additional merit of protecting, by its inner leaves, the head from the sun, which few Cauliflowers do. Pkt. 35c.; oz. \$3.50.

**Extra Early Dwarf Erfurt**—The very best of the Erfurt class of Cauliflowers. Comes the nearest to the genuine Snowball of any variety I know. The growth is upright, leaves small, and is very reliable to head. A valuable Cauliflower. Pkt. 30c.; oz. \$3.00.

**Extra Early Paris**—One of the earliest of all Cauliflowers; short stem; heads white and tender. Pkt. 10c.; oz. 80c.

**Lenormand's Short Stem**—A medium early variety; heads good size, and well formed. Pkt. 10c.; oz. 90c.

**Large Late Algiers**—This is very large, and the very best of all the late Cauliflowers. It should be set 3x3 feet. It makes the largest head of any Cauliflower I have grown, though they are not so white or solid as the Snowballs or Erfurts; but many prefer them on account of their large size. Sow the seed quite early, in the open ground, and set the plants by June 20th, and you may expect fine Cauliflowers by the middle of September. Pkt. 10c.; oz. 90c.

For price of Cauliflower plants, see page 31.

## CARROTS.

Carrots require a deep, rich soil. I grow them very successfully on muck land, and have grown over 900 bushels to the acre. I consider them excellent for horses, when kept on dry feed. Sow from the middle of May to the first of June, in drills 18 inches apart, and thin to three inches in the rows. Keep free from weeds, and the tops will soon shade the ground, and further weeding will be unnecessary. The White Belgian will give the largest crops, but is not so nutritious as the Orange Carrots. As it grows partly above ground, it is easier to harvest.

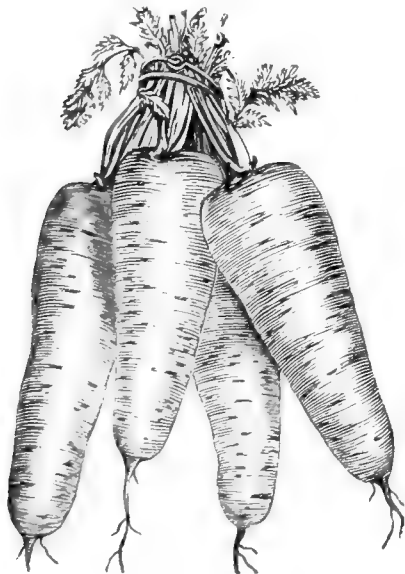
**Half Long Scarlet, Stump-Rooted Nantes**—A stump-rooted Orange Carrot; intermediate between the Long Orange and the French Short Horn. Pkt. 5c.; oz. 10c.; 1/4 lb. 25c.; lb. 85c.

**Chantenay Stump-Rooted**—A new half long, stump-rooted carrot; very uniform in shape. As a bunching carrot it cannot be excelled. Popular with gardeners. Pkt. 5c.; oz. 10c.; 1/4 lb. 25c.; lb. 85c.

**Guerande or Oxheart**—This variety, though not a long carrot, will produce large crops, the diameter often being as great as the length. Bright orange and fine grained. This carrot, by reason of its shortness, would be especially valuable to raise on heavy land, where it is much labor to dig them. Pkt. 5c.; oz. 10c.; 1/4 lb. 25c.; lb. 85c.

**Giant White Belgian, Green Top**—Grows one-third above ground; lower part of root white; that above ground green; a heavy cropper; grown exclusively for feeding stock. Pkt. 5c.; oz. 10c.; 1/4 lb. 20c.; lb. 65c. CHANTENAY


When you sow Water Cleaned Seed you don't lie awake nights worrying about it. It is sure to come.



DANVERS ORANGE.

**The Danvers Orange**—I regard the Danvers Carrot as great an improvement on the Long Orange as the Danvers Onion is on the common yellow. It gives greater bulk, with less length of root, and being shorter, it is easier to dig. My seed is the genuine Danvers. Pkt. 5c.; oz. 10c.; 1/4 lb. 20c.; lb. 75c.

**Long Orange**—This is an old standard variety, and largely grown. Pkt. 5c.; oz. 10c.; 1/4 lb. 20c.; lb. 75c.



GUERANDE OR OXHEART.



# CELERY.

*Half ounce at ounce rates.* The culture of Celery is very simple when properly managed. Many beginners in Celery growing fail to sprout the seed because they do not observe the necessary conditions. Celery seed is very small, and care should be taken to cover the seed very lightly and give partial shade to keep the surface of the soil moist till the seed is sprouted, when the shade must be removed to prevent the young plants from running up spindling. When the plants are three inches high, transplant them into a bed prepared for the purpose, three inches apart. Shear off the tops of the plants to make them grow stocky. If the plants do not stand too thick in the row, they may be sheared off where they stand, and save the labor of transplanting. Transplant into the field, on the surface of the ground, five or six inches apart, in rows three feet apart, for the dwarf varieties, and four feet for the large varieties. Trim back tops and roots when transplanting. Be careful to press the soil firmly about the roots, pressing the soil each side of the plants with the feet. Nothing further is needed for four or five weeks but to keep the plants free from weeds. They should be partially banked up and the earth drawn closely around the plants, with the hands, being careful to keep the earth out of the heart of the plant. This is called "handling." It should not be done when the plants are wet. The blanching must be done by banking up to the top of the eaves with a spade. This should be done about three weeks before it is wanted. The easiest way to blanch the self-blanching sorts is to set up a board ten or twelve inches wide on each side of the row, bringing them nearly together at the top, and holding them in place by a clamp made of hoop iron or heavy wire. It will blanch in four to eight days, according to the weather.

Where Celery is grown on a large scale for market, "handling" with the hands and banking up with a spade is no longer practised. About the first of October a furrow is turned against each side of the row, with a one-horse plow or some kind of a Celery hiller, and the soil is pushed up against the rows with pushers made for the purpose, being blades about six inches by eighteen inches long, with handles attached. Two men push on opposite sides of the row. This partially blanches the self-blanching sorts and leaves the green varieties in good shape for putting into trenches or houses, where the blanching is done during the winter. If the grower has no house for storing his Celery, he must trench it. Select a dry place and dig a trench about a foot wide and as deep as the Celery is tall, stand the Celery in the trenches, with the roots partially trimmed, so that the tops of the leaves will come even with the surface of the ground. There should be two or three inches of loose earth in the bottom of the trench so that the roots can start. It is the formation of the small white rootlets that causes the Celery to blanch. Caution should therefore be taken that the roots are not injured by too much drying or by frost when taking up and transferring to the trenches. The trenches need not be covered till there is danger of a sharp frost. Then cover with boards and any light litter, and as the weather grows colder put on enough earth to prevent freezing. As a rule there is more danger of the Celery rotting for want of air than of freezing.


For further directions, see pamphlets on Celery growing in premium list, on page 3 of the cover of this catalogue.

**Golden Dwarf Self-Blanching Celery**—This new Celery is considered by most growers a better Celery than the White Plume. It is dwarf in growth, a rich golden yellow; tender, crisp, solid, and a rich nutty flavor. It will be a favorite for those who grow Celery for their own use. It is now grown more than any other variety by market gardeners for the Fall market. This variety for Fall and the Golden Heart for Winter are now the two standard celeries for market gardeners. It is readily blanched by putting boards one foot wide each side of the rows, bringing them nearly together at the top. One thousand feet of boards will blanch one thousand plants, and they can be changed every six or seven days before the weather gets cold. If boards are not used plow up a light furrow on each side of the row, and with the hands bring it around the plant so as to hold it upright, and it will soon blanch. It is not necessary to bank it up to the top of the leaves, as is done with the old or green varieties. My Self-Blanching is imported seed, and has proved during four seasons to be the very best. Pkt. 15c.; oz. 40c.;  $\frac{1}{4}$  lb. \$1.20; lb. \$4.00.

MR. HERMAN GLASS:—We have used your Golden Self-Blanching Celery Seed, and have found it to be a fine strain of seed; being a strong grower and free from the green, coarse celery which is often such a loss to growers of that variety.

W. T. RUDMAN,  
F. E. RUDMAN,

Irondequoit, N. Y. Market Gardeners.  
I raised your Golden Self-Blanching Celery this year, 1893, and it has proved to be a superior strain




GOLDEN SELF-BLANCHING.

of that variety. The growth of the heads is strong and solid, and it is almost wholly free from the green celery so often found among the Self-Blanching. DAVID A. LAMMING.

**Giant Pascal**—A selection from the popular Golden Self-Blanching. Grows larger, with broad stalks, which are usually crisp, tender and stringless. Will keep later than the Self-Blanching, but not as well as the Golden Heart and other green celeries. Pkt. 10c.; oz. 25c.;  $\frac{1}{4}$  lb. 65c.; lb. \$2.25.

"When I sow seed that has been water cleaned, I am sure it is going to grow; but when it has not been water cleaned, I am not sure of it."  
CHAS. B. VAUGHN."



GOLDEN HEART.

**Dwarf Golden Heart**—The most popular of all the green varieties and more grown than any others. The heart, when blanched, is full and solid, of a waxy or golden color; most excellent flavor, and one of the best winter keepers. It is difficult to get a superior strain of this particular variety, but we think we have succeeded in doing so. Last Winter we sold to the Rochester Celery Co. a part of our crop of Golden Heart, and soon afterwards received the following letter. Pkt. 10c.; oz. 25c.; ¼ lb. 65c.; lb. \$2.25.

MR. HEMAN GLASS: NEW YORK, March 24, '94.  
*Dear Sir*—Through the Rochester Celery Co. we have had some of your Celery, and would like to procure some seed of the same variety. We want seed of the same sort you sold to the R. C. Co. the last two weeks.  
 Yours truly, GEO. F. FISH.

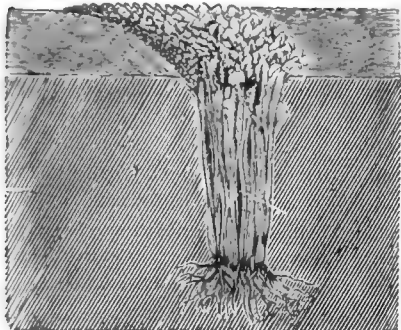
Mr. Fish wrote the R. C. Co., that our Celery was the *heaviest Celery* he had received.

**Broad Ribbed Dwarf Kalamazoo**—The celebrated Kalamazoo Celery, that is grown so extensively and shipped all over the country. Pkt. 10c.; oz. 25c.; ¼ lb. 65c.; lb. \$2.25.


**Henderson's White Plume**—A new variety; does not require blanching by the old process. By simply tying up the stalks and bringing up the dirt with a hoe the blanching will be done complete. Pkt. 15c.; oz. 30c.; ¼ lb. 80c.; lb. \$2.75.

**New Rose**—The best of the Red Celeries, which are becoming more popular, and justly so, for they are more hardy than the white varieties and winter better. They are also the finest flavored. Pkt. 15c.; oz. 30c.; ¼ lb. 80c.; lb. \$2.75.

**Henderson's or Crawford's Half Dwarf**—This variety has great vigor of growth, equaling the large-growing sorts in weight of bunch. When blanched it is yellowish-white, solid, and possessing the nutty flavor peculiar to the dwarf kinds. Pkt. 10c.; oz. 20c.; ¼ lb. 60c.; lb. \$2.00.



CELERY STORED IN TRENCH.



WHITE PLUME CELERY.

**Turnip Rooted (Celeryriac)**—Forming turnip-shaped bulbs of celery flavor. Pkt. 5c.; oz. 15c.; ¼ lb. 45c.; lb. \$1.50.

**Celery for Flavoring**—Old seed, excellent for flavoring pickles, etc. Oz. 10c.; lb., 30c.  
 For prices of Celery Plants, see page 31.

**CURLED CRESS OR PEPPER GRASS.**

This is a small, well-known, pungent salad, used with lettuce, to which it makes a most agreeable addition. A fresh sowing should be made about once in ten days, as it matures rapidly, and can be eaten only when young and tender. It is fine for garnishing and to eat with cold meats. Pkt. 5c.; oz. 10c.



In paging up this catalogue, the printer had no use for this space, and we use it to direct special attention to some things our customers should not overlook:

*First.* The COLLECTION OF SEEDS on pages 2 and 3. You should not fail to send for one or more of them.

*Second.* The EARLY RUBY TOMATO, sold under different names, but really the earliest Tomato in cultivation. Every gardener, and any one, who wants *extra early Tomatoes*, should plant the Ruby. We have grown it three years, and we know whereof we speak.

*Third.* The EARLY PURITAN AND AMERICAN WONDER Potatoes. No potato grower can afford to be without these Potatoes. See pages 25 and 26.

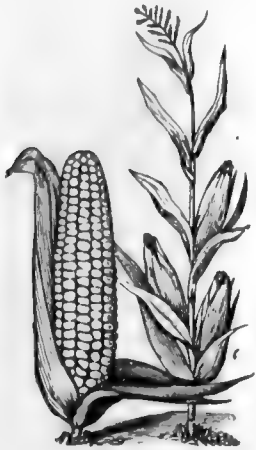
*Fourth.* The SWEET PEAS described on page 45. There is nothing more beautiful than the new varieties of Sweet Peas. They delight and please every lover of flowers. Observe the directions for sowing and you will not fail to get a fine display of these popular flowers.

Do not forget that we PREPAY THE POSTAGE OR EXPRESS CHARGES on all seeds quoted by the PACKET, OUNCE, POUND AND QUART.

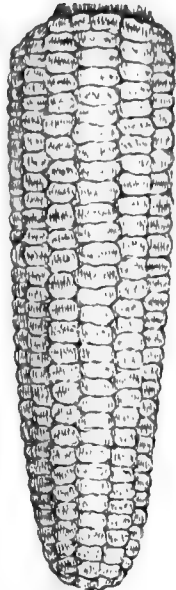
# CORN.

The prices of Corn by the quart include postage when sent by mail.

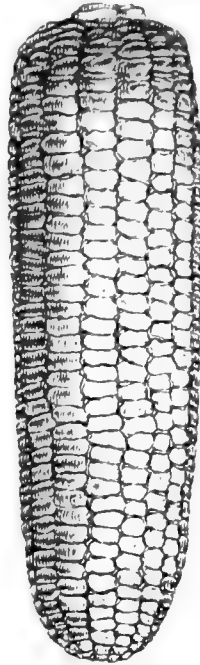
Field Corn. For prices of Field Corn, see page 32.



THE CORY.



CROSBY'S EARLY.



PERRY'S HYBRID.



EVERGREEN.

The prices of corn quoted below include Postage by Mail or Express charges. When not ordered sent by mail 12 cents per quart may be deducted. Pints at quart rates; 4 quarts at peck rates. No half pints put up. The packets are in two sizes. Pkt. B contains nearly half a pint.

The most profitable Sweet Corn to grow for marketing green is the early and the late. Stowell's Evergreen is the variety usually grown for canning, but I prefer Perry's Hybrid or Shaker's Early for market, as they are earlier and nearly as large. Sweet Corn should not be planted until the ground is warm, as it is more liable to rot than the common field corn, though the early corn is quite hardy and may be planted earlier than the later sorts. To have a succession, plant in this latitude every two weeks from the middle of May till July. Further south the planting may be done earlier and continued later.

## EARLY VARIETIES.

**Extra Early Cory**—The earliest Sweet Corn; earlier than the Marblehead or Minnesota, which it has superseded. Market gardeners know the value of the first corn. Pkt. A 5c.; pkt. B 10c.; qt. 35c.

**Burbank's Early Maine**—A new, very early corn, almost as early as the Cory, but a better corn, as both cob and kernel are white. We have grown it and can recommend it to gardeners for an early crop. Pkt. A 5c.; pkt. B 10c.; qt. 35c.

**Crosby's Early Sugar**—The sweetest of the early varieties; ears rather small, but a very fine corn for family use, and largely grown for market on account of its fine quality. Pkt. A 5c.; pkt. B 10c.; qt. 35c.

**Perry's Hybrid**—This corn is too well known to market gardeners to need a description. Ears good size and two on a stalk. More generally grown for a second early corn than any other. Pkt. A 5c.; pkt. B 10c.; qt. 35c.

**Shaker's Early**—The earliest large-eared sweet corn, of good quality, and productive. It is two weeks earlier than the Evergreen, and sells equally well in the market. Pkt. A 5c.; pkt. B 10c.; qt. 35c.

**Squantum, or Potter's Excelsior**—A medium early corn; large, twelve-rowed ears, and one of the sweetest varieties. Its sweetness will be a surprise to those who have never grown it. Pkt. A 5c.; pkt. B 10c.; qt. 35c.

## LATER VARIETIES.

**The Country Gentleman**—A new corn, said to be the finest of all for family use. Its superiority

is its delicious sweetness. The cob is small, and the kernels deep, white and very tender. The ears are of good size, and often three on a stalk. Will please the most fastidious. Pkt. A 5c.; pkt. B 10c.; qt. 40c.

**Black Mexican**—A black-grained corn; very sweet, and much liked. Pkt. A 5c.; pkt. B 10c.; qt. 35c.

**Stowell's Evergreen**—An old standard variety for late corn; ears large, deep grained; largely grown for canning. Pkt. A 5c.; pkt. B 10c.; qt. 35c.

**The Egyptian, or Washington Market**—A very tall late corn; growing 10 to 11 feet high; Should be planted four feet apart each way, and not more than four stalks be left in the hill. One of the best for a late crop. Sweeter than Evergreen. Pkt. A 5c.; pkt. B 10c.; qt. 40c.

## PARCHING CORN.

**White Rice**—The old standard rice parching corn that has been long in use. Kernels pointed. Pkt. A 5c.; pkt. B 10c.; qt. 40c.

**White Pearl**—A smooth-grained pearl-white parching corn; ears 4 to 5 inches long. A good corn to grow for market. Pkt. A 5c.; pkt. B 10c.; qt. 40c.


**Mapledale Prolific**—The most prolific of all, averaging 8 to 12 ears to a single stalk. It grows 5 to 6 feet high, ears uniformly good size, kernels pearly white, pops to large size and very tender. Pkt. A 5c.; pkt. B 10c.; qt. 40c.



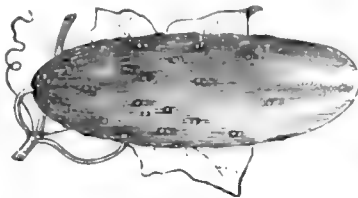
# CUCUMBERS.

So long as Cucumbers are wanted for the table, do not let any go to seed, as that impairs the fruiting of the vine.

Cucumbers require a warm, rich soil. In this climate it is useless to plant in the open air much before the first of June. Plant plenty of seed, and when all danger of insects is past, thin to four plants in the hill. For pickles, plant the last of June. Early Cucumbers, for market, are grown mostly in greenhouses, but for family use they may be grown easily in the following manner: Dig a hole in the ground one foot deep and two feet across, and nearly fill with warm manure. Cover with five or six inches of earth, and over the center place a small shallow box, with a light of glass or piece of muslin over the top. Give air when the weather is warm, and water freely. As the plants grow, draw the earth around the stems. I have grown them quite successfully in this manner.



LONG GREEN.



WHITE SPINE.



EARLY CLUSTER.

**Improved Long Green**—An old standard variety. Large, long, and very productive. Many use it exclusively, both for cucumbers and pickles. Pkt. 5c.; oz. 10c.;  $\frac{1}{4}$  lb. 25c.; lb. 85c.

**Thorburn's New Everbearing**—New and reliable. Small size. Enormously productive and very early. Valuable for pickles. While other Cucumbers will cease to bear unless they are picked before ripening, this continues to produce fruit until killed by frost, whether they are picked or not. Cucumbers in every stage of growth can be found on the vines at the same time. Pkt. 5c.; oz. 10c.;  $\frac{1}{4}$  lb. 25c.; lb. 85c.

**Early Frame or Short Green**—An old and popular sort, medium size and excellent for pickling, grows straight and is bright green, crisp, tender flesh. Pkt. 5c.; oz. 10c.;  $\frac{1}{4}$  lb. 20c.; lb. 75c.

**Early White Spine**—This is the standard Cucumber for the table, whether grown in the open air or under glass. Early, large, uniformly straight and very attractive; productive; a great favorite with market gardeners. Pkt. 5c.; oz. 10c.;  $\frac{1}{4}$  lb. 20c.; lb. 75c.

**Green Prolific**—As a pickling Cucumber this is unsurpassed; immensely productive, growing straight and uniform. I made a thorough trial of this Cucumber with the Perfection Pickling, and the Green Prolific yielded just double the number of pickles and of finer shape and quality. Pkt. 5c.; oz. 10c.;  $\frac{1}{4}$  lb. 25c.; lb. 85c.

**Early Green Cluster**—Quite early; small, growing in clusters; prickly, productive. Pkt. 5c.; oz. 10c.;  $\frac{1}{4}$  lb. 20c.; lb. 75c.



**Nichol's Medium Green**

Of medium size between the White Spine and Long Green. Always straight and smooth, and is equally good for slicing and for pickling. Where only one sort is planted, try this. Pkt. 5c.; oz. 10c.;  $\frac{1}{4}$  lb. 25c.; lb. 85c.

**West India Cherkin, or Bur**—A small, rough, prickly fruit; used only for pickling. Pkt. 10c.; oz. 25c.

[We pay the postage or express charges on pkts., ozs., lbs., and qts.]

## EGG PLANT.

A tender plant, which when well grown and properly cooked, is one of the most delicious garden vegetables. Sow the seed like Tomato seed, in a hot-bed, and give the same treatment as the Tomato; but more care should be taken in transplanting to prevent the plants from being killed by sudden exposure. Those who have not a hot-bed can sow the seed in a box in the house. The plants should be protected from the potato bug, as they eat them as greedily as potato vines.

**Improved New York Purple**—Very large and fine; the best variety. Pkt. 10c.; oz. 40c.

## ENDIVE.

A useful salad for fall or winter use; also used for garnishing. Sow the seed in June or July, and when partly grown thin the plants to a foot apart. The blanching is done by tying up the leaves in the form of a cone. This excludes the light from the inner leaves, which become blanched in three to five weeks, according to the temperature; or the blanching may be done by simply covering the plants with slats or boards.



ENDIVE.



EGG PLANT.

**Moss Curled**—The hardiest and highly ornamental; crisp and tender when blanched. Used also for garnishing. Pkt. 5c.; oz. 15c.;  $\frac{1}{4}$  lb. 50c.; lb. \$1.50.

**Broad Leaved Batavian**—Has broad, plain or slightly wrinkled leaves, preferred for soups or stews. If outer leaves tied up, will blanch and make a fine salad for the table. Pkt. 5c.; oz. 15c.;  $\frac{1}{4}$  lb. 40c.; lb. \$1.40.

Two things I hope my customers will not overlook: My special offers on Seed Potatoes, and my Collections of Seeds on pages 2 and 3.

**KALE, OR BORECOLE.**



Grown extensively for the early spring market. Commonly known as "German Greens," or "Sprouts." Cultivated same as Cabbage, which it resembles, but does not form a head. Seed should be sown in the latter part of August. The leaves are used in the early spring like Spinach.

**Dwarf Green Curled Scotch**—The variety

largely grown by gardeners. Leaves a bright green, beautifully curled and hardy. Pkt. 5c.; oz. 10c.; ¼ lb. 25c.; lb. 90c.

**Dwarf German Greens, or Sprouts**—Bright green, resembling Ruta Baga tops. Dwarf, leaves numerous and of the best quality. Pkt. 5c.; oz. 10c.; ¼ lb. 20c.; lb. 75c.

**KOHL RABI.**

A vegetable intermediate between the turnip and a cabbage. The stem just above the ground swells into a bulb something like a turnip. Cooked like turnips, for which they are good substitutes when young and tender.


**Large Early Purple**—Beautiful, tender and excellent for the table. Pkt. 5c.; oz. 20c.

**Large Early White**—Like the above, except in color. Pkt. 5c.; oz. 20c.



KOHL RABI.

**LETTUCE.**



CABBAGE LETTUCE.

Lettuce is grown everywhere a garden is made; but most people grow it too thick for its development. It should be transplanted, when quite small, into rows a foot apart and five or six inches apart in the row. It will then form large plants or heads. Farmers generally fail to get the full benefit of lettuce, because they do not have it early enough. It should be grown ready for use by the time the garden is made, which is the usual time, with most farmers, for sowing the seed. Raise the plants in a hot bed, or in a box in the house, and when two inches high set out in a cold frame, or where they can be sheltered from cold winds, 6x12 inches apart. Give plenty of water. Successive sowing should be made to have a supply through the season.

**Rochester Market**—A small compact head lettuce for early forcing under glass, originated by a gardener near Rochester. It stands heat well, and is more hardy than most of the forcing lettuces. It is largely used by the gardeners here for early forcing. Pkt. 5c.; oz. 15c.; ¼ lb. 45c.; lb. \$1.50.

**Denver Market**—A new and beautiful forcing lettuce; leaves bright green, curly and very attractive. Well worthy of trial. Pkt. 5c.; oz. 15c.; ¼ lb. 45c.; lb. \$1.50.

**Boston Market, or White Seeded Tennis Ball**—One of the earliest, and much used for forcing; forms a small, compact head. Pkt. 5c.; oz. 15c.; ¼ lb. 40c.; lb. \$1.25.


**Big Boston**—The same as the Boston Market in color, shape and appearance, only *double the size*, and about ten days later. Its solidity and great size of head render it a valuable variety for forcing in cold frames for the second early market. Pkt. 5c.; oz. 20c.; ¼ lb. 50c.; lb. \$1.75.

**Black Seeded Simpson**—A very large and very fine Cabbage Lettuce. Very popular. It does not form so compact a head as the Hanson, but is larger and more crisp; very slow to run to seed. Pkt. 5c.; oz. 15c.; ¼ lb. 40c.; lb. \$1.25.

**Hanson**—One of the largest and one of the best of the cabbage varieties. Forming large heads, green outside and white inside; something like a cabbage. Stands summer heat well and remains tender a long time. Pkt. 5c.; oz. 15c.; ¼ lb. 40c.; lb. \$1.25.

**Hubbard's Market**—A new Cabbage Lettuce for summer use. Very fine. It is also a fine forcing lettuce, making larger heads than the Tennis Ball. Pkt. 5c.; oz. 15c.; ¼ lb. 45c.; lb. \$1.50.

**Vick's Premium Cabbage**—The same as Hubbard's Market. Prices the same.

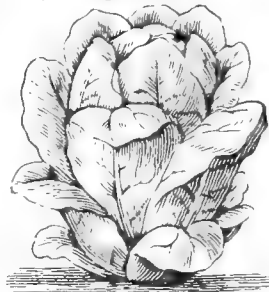


EARLY CURLED.

**Early Curled Simpson**—An improvement on the old curled Silesia. Very early. Largely sown in cold frames for an extra early lettuce. Does not form a close head, but a compact mass of leaves of a fine yellow-white. Pkt. 5c.; oz. 15c.; ¼ lb. 40c.; lb. \$1.25.

**Henderson's New York**—Another new Cabbage Lettuce, making unusually large heads. The outside leaves are a deep apple-green, and the inside blanches to a yellowish white, and is tender, crisp and of an excellent flavor. Very fine for summer use. Pkt. 5c.; oz. 20c.; ¼ lb. 45c.; lb. \$1.50.

**Paris White Cos**—The Cos Lettuce is quite different from the other varieties. It grows upright, and forms conical elongated heads seven or



COS LETTUCE.

eight inches high. It improves it to tie the leaves together to insure the blanching of the inside of the head. Pkt. 5c.; oz. 15c.; ¼ lb. 45c.; lb. \$1.50.

**LEEK.**

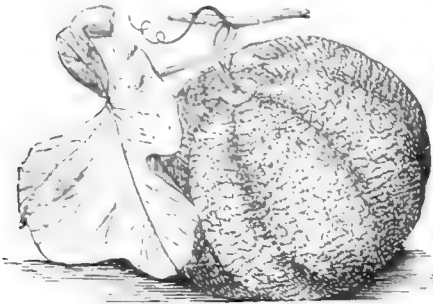


Leeks are used in soups, being considered superior to the Onion for that purpose. They are quite hardy and easily cultivated. Sow the seed early and when six or eight inches high transplant into rows ten inches apart. Set quite deep so that the neck may be well blanched. The ground should be made rich for leeks.

**American Broad Flag**—The variety generally grown by market gardeners. It grows to good size and is uniform. Pkt. 5c.; oz. 20c.; ¼ lb. 50c.; lb. \$1.75.

# MELONS.


Melons, being of tropical origin, require a quick warm soil to ripen thoroughly in this climate. I have found that it is nearly useless to attempt to grow the large Southern Watermelon as far north as Rochester. They do not ripen sufficiently to become sweet and tender. The two melons best adapted to our climate are the Ice Cream and Mountain Sweet. They will do the best in a light sandy soil, if the hills are made rich with manure. Make the hills with two or three shovelfuls of fine, well-rotted manure well mixed with the soil, the hills to be raised slightly above the surface of the ground. Plant a dozen or more seeds in the hill, and when all danger from bugs is past thin to four good plants in a hill. Musk Melons should be planted six feet apart each way, and Watermelons nine feet. If the vines grow too rank, pinching off the ends of the shoots will cause them to fruit better.



GLASS' PROLIFIC NUTMEG.

## MUSK MELONS.

Do not plant Musk Melons near Cucumbers.



THE OSAGE.


### Class' Prolific Nutmeg or Breakfast Melon—

The best Nutmeg Melon I have ever grown. The seed was obtained from a chance melon several years ago, and it has been kept pure by cultivation. It is very early, medium size, green flesh throughout, and of the most delicious flavor. As a breakfast melon it has no equal. It is also very prolific, bearing 10 or 12 melons to the hill. Pkt. 5c.; oz. 15c.;  $\frac{1}{4}$  lb. 35c.; lb. \$1.20.

**The Banquet**—A most delicious melon of recent introduction. The melons are small size and beautifully netted. The flesh is a dark salmon, very thick, and the richest flavor. We grew them last season and found them a capital breakfast melon. We commend it to all lovers of the yellow-flesh melons. Either of the two melons above cut up and eaten with cream are equal to the best peaches. We considered them better. Pkt. 5c.; oz. 10c.;  $\frac{1}{4}$  lb. 25c.; lb. 90c.

**Emerald Gem**—The very best of the small yellow-fleshed melons. Very early and prolific; flesh thicker than most melons, exceedingly sweet and delicious. Those preferring a yellow-fleshed melon should not fail to try it. Pkt. 5c.; oz. 10c.;  $\frac{1}{4}$  lb. 25c.; lb. 85c.

**The Osage, or Miller's Cream**—The great market melon of Chicago; grows to good size, oval,



JERSEY HACKENSACK.

oblong; flesh salmon color, rich and sweet; very productive. A good market melon. Pkt. 5c.; oz. 10c.;  $\frac{1}{4}$  lb. 20c.; lb. 75c.

**Early Jersey Hackensack**—The popular Musk Melon with the New Jersey market gardeners. About ten days earlier than the old Hackensack, which has been grown so extensively for the New York market. Large size. Green flesh and fine flavor. Pkt. 5c.; oz. 10c.;  $\frac{1}{4}$  lb. 20c.; lb. 75c.

**Delmonico**—The best of the large size orange or yellow-fleshed melons; oval shaped, finely netted; pronounced by connoisseurs the best flavored yellow-fleshed melon grown. Pkt.

5c.; oz. 10c.;  $\frac{1}{4}$  lb. 25c.; lb. 85c.

**Montreal Green Nutmeg**—A very large nutmeg melon, deeply ribbed and netted; skin and flesh green, very thick, and of the finest flavor. Pkt. 5c.; oz. 10c.;  $\frac{1}{4}$  lb. 20c.; lb. 75c.

**Baltimore**—A green-fleshed variety of oblong form and good size. Very popular in New York and Philadelphia markets. An excellent shipping melon. Pkt. 5c.; oz. 10c.;  $\frac{1}{4}$  lb. 20c.; lb. 75c.

**Large Yellow Cantaloupe**—The largest Musk Melon grown; will grow to 12 and 15 pounds in weight; early and fair flavor. Those who like a large melon should try it. Pkt. 5c.; oz. 10c.;  $\frac{1}{4}$  lb. 20c.; lb. 75c.


☞ In comparing our prices with others, please remember that *we pay the postage*, and if the seed is ordered by freight or express, at the expense of the purchaser, 8 cents per pound may be deducted.

☞ Market gardeners and onion growers who use large quantities of onion seed will please write for special prices, stating quantity required.

☞ If you want to find a gold mine on your farm, plant the Early Puritan and American Wonder Potatoes, and then dig for it.

☞ When you sow WATER CLEANED SEED you don't lie awake nights worrying about it. It is sure to come.

WATER MELONS.



NEW DIXIE.



GREEN AND GOLD.

**Ice Cream, or Peerless**—I consider this the best Water Melon grown at the North; one of the earliest, medium size, white seeded, rind thin, flesh bright red, solid to the center, very tender and sweet; too tender for a good shipping melon as it breaks easily. Pkt. 5c.; oz. 10c.;  $\frac{1}{4}$  lb. 20c.; lb. 80c.

**Mountain Sweet**—An old favorite; one of the earliest, well adapted to the Northern states, medium size, dark green, and red flesh, largely grown. Pkt. 5c.; oz. 10c.;  $\frac{1}{4}$  lb. 20c.; lb. 70c.

**Vick's Early**—Oblong, smooth, rather small, flesh bright pink, solid, sweet, and one of the extra early melons. Pkt. 5c.; oz. 10c.;  $\frac{1}{4}$  lb. 20c.; lb. 75c.

**Florida Favorite**—One of the best of the new melons; ripens earlier than most of the Southern melons. Striped oblong, dark and light green; crimson flesh, crisp and very sweet. Pkt. 5c.; oz. 10c.;  $\frac{1}{4}$  lb. 20c.; lb. 75c.

**Henderson's Green and Gold**—A beautiful new variety; flesh a golden orange; in flavor it surpasses all the red or pink fleshed varieties; among the earliest. A novel and valuable variety. Pkt. 5c.; oz. 10c.;  $\frac{1}{4}$  lb. 20c.; lb. 75c.


**The Volga**—A new early Melon from Russia. Will ripen as far North as Canada. Light green in color; flesh bright red and melting flavor. Pkt. 5c.; oz. 10c.;  $\frac{1}{4}$  lb. 25c.; lb. 85c.

**Dixie**—A new Melon, very popular, ripens early, finely marked, very sweet, and one of the best shipping melons. Pkt. 5c.; oz. 10c.;  $\frac{1}{4}$  lb. 20c.; lb. 80c.

**Kolb's Gem**—This melon has suddenly attained great popularity in the South, by reason of its great size, great yield, fine shipping quality. Its flavor is the best, and remains in fine condition for two or three months. Pkt. 5c.; oz. 10c.;  $\frac{1}{4}$  lb. 20c.; lb. 70c.

**Black Spanish**—An old standard Melon; rather late, but one of the very best. Large size, dark green, flesh bright red, rich and sweet; very popular, and still largely grown for market; better than some of the new varieties. Pkt. 5c.; oz. 10c.;  $\frac{1}{4}$  lb. 20c.; lb. 70c.

**Citron**—For Preserves. Used for sweet meats and preserves. Pkt. 5c.; oz. 10c.;  $\frac{1}{4}$  lb. 25c.; lb. 80c.



ICE CREAM MELON.



MUSTARD.

A pungent salad, used the same as Cress. As it is quite hardy it can be sown in the early spring. Sow thickly in rows and cut when two inches high.

**White**—The best for salad or culinary purposes. Pkt. 5c.; oz. 10c.;  $\frac{1}{4}$  lb. 15c.; lb. 40c.



MUSTARD.

MUSHROOMS.

For the next five years there will be money in growing Mushrooms. The demand is increasing much faster than the supply. They can be grown more easily than is generally supposed. Any dark room, cellar, or shed, where the temperature can be kept at 50 to 60 degrees Fahrenheit, will grow Mushrooms. Beds must be prepared with fresh horse manure and soil, into which pieces of Mushroom Spawn are placed. In about six weeks a crop of Mushroom may be expected if the proper conditions have been observed. (For full directions for growing see "Mushrooms, and How to Grow Them," in the Premium List, on page 3 of the cover of this Catalogue.)

**Mushroom Spawn**—The English Spawn is considered the best for this country. It comes in bricks of about one and a quarter pounds each. Price of bricks, 30 cents each, by mail, prepaid; 5 lbs (4 bricks), \$1.00, prepaid. By express, not prepaid, 10 lbs. for \$1.25.

Every farmer should have the Early Puritan and American Wonder Potatoes. They will put money in your pocket.

# WATER CLEANED ONION SEED.



YELLOW GLOBE DANVERS.



SILVER SKIN.



WHITE GLOBE.


Onion Seed is my leading specialty, and my seed is second to none in the country. If there is such a thing as PEDIGREE SEED, I have got it. My stock of Yellow Globe Danvers has been improved by careful selection for nearly twenty years, using only the most perfectly formed bulbs for seed stock. In addition to raising the best possible seed from the best stock, I do what is seldom done by seed growers, and that is, after my seed has been cleaned by the mill in the usual way, it is all WATER CLEANED. This is an expensive way to clean seed, as all the light, half-filled seed that goes through the mill is washed out and thrown away. But, if expensive, it is thorough. Seed that sinks in water must be heavy seed and sure to grow. When a man sows water cleaned seed, he need not lie awake nights worrying about it, *it is sure to come.*

There is no vegetable where the quality of the seed has more to do with the result of the crop than the Onion. Seed that looks all right may produce a crop of thick-necked, immature Onions that will be nearly worthless. Only THE BEST SEED FROM THE BEST STOCK is safe to sow. The difference in the seed may, and often does, make a difference of hundreds of dollars in the value of the crop. Some years ago when onion seed and onions were both high, a neighbor of mine refused to pay \$3.00 per pound for my seed, and went into the city and bought seed at half the price. He sowed it upon half an acre of good land, but did not harvest a bushel of onions. The whole crop was thick necks. He saved \$4.00 on the seed and lost at least \$200 on the crop. Mr. VanAlstyne relates a similar experience:

HEMAN GLASS—Sir—As you were not able last year to fill my order for Onion Seed of your own growing, I secured what I supposed was reliable seed of another grower. The result was my crop was one-third scallions, causing me a loss of more than \$200. Please enter my order for 10 pounds of the Yellow Globe Danvers of your own growing. Yours, truly,  
A. F. VAN ALSTYNE, Penfield, N. Y.


Onions can be grown on any soil that is not too sandy or stony. In this part of the State they are largely grown on muck land; but such land must be well drained. I have found unleached wood ashes and phosphate the best fertilizers on muck. Apply one-half when the crop is sown, and the rest just before the Onions begin to bottom.

The seed should be sown in the spring as soon as the ground is dry enough to work. There is little danger of the seed rotting by sowing too early. Sow four or five pounds to the acre, in drills fourteen inches apart, and be careful not to let the weeds get a start of the Onions. A few days' neglect in weeding the first time may be fatal to the crop. Four weedings are generally necessary. They are cured or dried upon the ground, and if the weather is pleasant, topped in the field. They must not be stored in piles, as they heat rapidly. I have a house, built partly under ground, for storing them, with shelves two feet apart, upon which the Onions are placed eight to ten inches deep.



EARLY RED GLOBE.

**Yellow Globe Danvers**—The Yellow Danvers is the most popular Onion, and more of them are grown than any other kind, if not more than all other kinds put together. It is productive, a good keeper, and always sells well in the market. This seed is not of my own growing, but is the same stock that I have sold for the past four years, and it has in every case given good satisfaction. I test the seed thoroughly before sending it out. Pkt. 10c.; oz. 15c.;  $\frac{1}{4}$  lb. 40c.; lb. \$1.50.



RED WETHERSFIELD.

**Yellow Globe Danvers**—My own growing, crop of 1894, *water cleaned*. There is no better seed. Pkt. 10c.; oz. 15c.;  $\frac{1}{4}$  lb. 50c.; lb. \$1.75.

**Round Yellow Danvers**—My own growing, crop of 1894, and *water cleaned*. The Round Danvers is getting to be a favorite with many growers, as it is thought they yield more than the Globe. Pkt. 10c.; oz. 15c.;  $\frac{1}{4}$  lb. 45c.; lb. \$1.65.

**Prizetaker**—Seed of my own growing, crop of 1894, and *water cleaned*. The Prizetaker is the largest of Yellow Onions of the Yellow Danverstype; globe shaped and uniformly large size. It is a great yielder and promises to become a leading so t. Pkt. 10c.; oz. 25c.;  $\frac{1}{4}$  lb. 70c.; lb. \$2.75.

**Yellow Dutch, or Strasburg**—A large flat Onion, bottoming readily, and is much grown by gardeners for bunching in a green state, as it bottoms quicker than the Globe Onions. Pkt. 10c.; oz. 15c.;  $\frac{1}{4}$  lb. 45c.; lb. \$1.65.

**Early Red Globe**—My own growing, crop of 1894, and *water cleaned*. Earlier than the Danvers

or Red Wethersfield. True globe and very free from scallions. Ripens up hard and a good Onion to winter. On muck land where the Wethersfield does not bottom well, this variety should be grown. Pkt. 10c.; oz. 15c.;  $\frac{1}{4}$  lb. 50c.; lb. \$1.90.

**Red Wethersfield**—On strong land yields heavy crops, and is especially adapted to the rich lands of the West, where it is largely grown. A good keeper and winters well. *The seed of this variety is scarce and high this year.* Pkt. 10c.; oz. 15c.;  $\frac{1}{4}$  lb. 50c.; lb. \$1.90.

**White Globe**—A fine white Onion and a heavier cropper than the Silverskin. Fine globe shape and mild flavor. Sells higher than the red and yellow sorts. Should be cured under shelter. Does not winter well. Pkt. 10c.; oz. 30c.;  $\frac{1}{4}$  lb. 80c.; lb. \$3.00.


**White Portugal, or Silver Skinned**—True, delicate, early; not a good keeper. Pkt. 10c.; oz. 35c.;  $\frac{1}{4}$  lb. 80c.; lb. \$3.00.



ITALIAN ONIONS.

**New White Adriatic Barletta**—A very early small-sized, silver-skinned onion, said to be the earliest onion grown. For early bunching and for pickling, this variety is unexcelled. Pkt. 10c.; oz. 25c.; ¼ lb. 70c.; lb. \$2.75.

**Mammoth Silver King** (White Garganus)—The king of onions. Very large. Matures early; skin a silvery white; very mild and fine flavor. Pkt. 10c.; oz. 20c.; ¼ lb. 60c.; lb. \$2.25.



WHITE BARLETTA.

**New Mammoth Pompeii** (Red Garganus)—A fine Italian variety, rivaling the Silver King in weight, producing onions weighing 4 or 5 pounds each. Skin a delicate red, flesh nearly white and mild flavor. Where it can be sown in the fall the onions grow to a very large size. Pkt. 10c.; oz. 20c.; ¼ lb. 60c.; lb. \$2.25.

**Giant Rocca of Naples**—A very large globe shaped variety. Reddish-brown color, flavor sweet and del-



MAMMOTH SILVERSKIN.

icate. Pkt. 10c.; oz. 20c.; ¼ lb. 50c.; lb. \$1.75.

Persons wishing 10 pounds or more of Onion Seed will receive special prices on application.

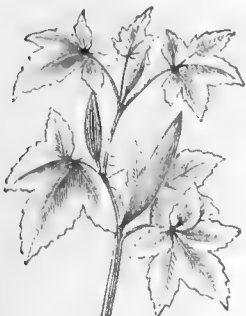
ONION SETS.

I give prices on onion sets only by the quart. As the market for sets frequently fluctuates, the prices by the bushel will be given on application.

Yellow Bottom sets, per qt., prepaid.....	35c.	Not prepaid, per qt.....	25c.
White Bottom sets, " " ".....	40c.	" " ".....	30c.

**Small Pickling Onions**—For sets: Peck 25c.; bushel 75c.

OKRA.




OKRA.

This is a plant from the West Indies, and is grown for its green seed pods, which are used in soups, or can be stewed and served as Asparagus. It is grown largely at the South. The green pods can be sliced and dried like apples and used for soups at any time. Sow the seed as soon as the ground is warm, in shallow drills, about two feet apart, and thin to 12 inches in the row. The pods should be gathered quite green.

**Dwarf Green**—The earliest and best for the North. Pkt. 5c.; oz. 10c.; ¼ lb. 20c.; lb. 75c.

PARSLEY.

Used for garnishing and seasoning soups and salads. Succeeds best in a mellow, rich soil. Sow quite early in the spring, as the seed germinates quite slowly. Soak the seed in warm water 24 hours before sowing. Thin the plants to 6 inches or transplant in rows. It may be sown in the fall, as it will live through the winter by protecting with leaves or other covering.



PARSLEY.

**Carter's Champion**

**Moss Curled**—The most elegant curled parsley grown. Pkt. 5c.; oz. 10c.; ¼ lb. 30c.; lb. \$1.00.

PEPPERS.

Half ounce at ounce rates.

Peppers are tender annuals, used for seasoning and pickling; the mild sweet varieties are preferred for the latter purpose. Sow in a hot bed, or in a warm sheltered border in May, and when three inches high transplant 18 inches apart.

**Large Sweet Bell**—A large early variety, of mild flavor; rind thick and fleshy; the best for pickling. Pkt. 5c.; oz. 25c.

**Sweet Mountain, or Mammoth**—Similar to the Sweet Bell, but larger and milder; used for making mangoes or stuffed pickles. Pkt. 5c.; oz. 30c.

**Ruby King**—A very large handsome Pepper, bright ruby red; very mild flavor, and can be sliced as a salad and eaten like cucumbers. Pkt. 5c.; oz. 35c.

**Red Chili**—Small, bright red; very pungent; used for pepper sauce. Pkt. 5c.; oz. 30c.

**Golden Dawn Mango**—A remarkably prolific Pepper; like the Sweet Bell in size and shape, but a magnificent golden color when ripe; very mild flavor. Pkt. 5c.; oz. 25c.

**Red Cluster**—A Pepper somewhat resembling Red Chili, but the Peppers grow in clusters at the ends of the branches, making a beautiful ornamental plant as well as useful one. Pkt. 5c.; oz. 40c.

**Long Red Cayenne**—Long, slender, of a bright red color; pungent. The capsicum of commerce. Pkt, 5c.; oz. 30c.



LARGE SWEET BELL.

## PARSNIPS

Parsnips should be sown in the early Spring, as the seed will seldom germinate in dry, hot weather. Sow in drills 18 inches apart, and thin to 3 inches in the drill. Cultivate the same as carrots. Parsnips are improved by remaining in the ground until spring; those wanted for winter use can be dug and stored in pits. They are excellent for fattening cattle and hogs.

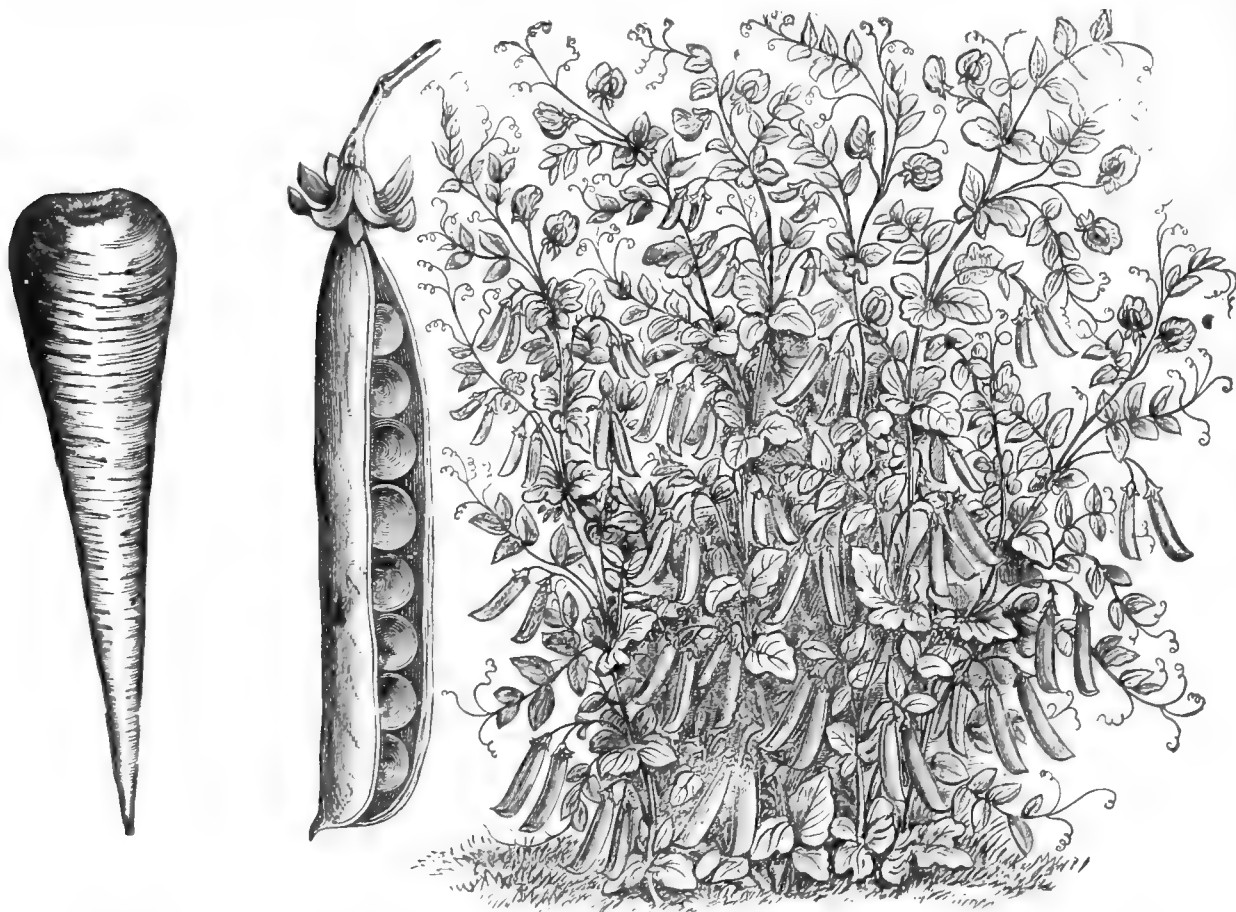
**Long Hollow Crown**—The old standard variety, whether for table use or for stock. Pkt. 5c.; oz. 10c.;  $\frac{1}{4}$  lb. 20c.; lb. 60c.

**Carter's New Maltese**—A new sort, said to be smoother and whiter than the above. Pkt. 5c.; oz. 10c.;  $\frac{1}{4}$  lb. 20c.; lb. 60c.

## PEAS.

The prices of Peas include the prepayment of *postage by mail or express charges*. When not ordered sent prepaid, 15 cents per quart may be deducted from the prices quoted below. *Pints at quart rates and  $\frac{1}{4}$  quarts at peck rates. No half pints put up.* The packets are in two sizes. Pkt. B contains nearly a half pint.

Peas mature the earliest on a light, rich soil. Sow in the Spring as soon as the frost is out of the ground and sow three to four inches deep. They will stand a good deal of cold and some frost, and you can hardly get them in too early. But if the wrinkled varieties are sown quite early, it must be on a dry soil, as they are more liable to rot than the smooth peas. They are, however, much the sweetest and best flavored peas. To have a succession, make two or more sowings. Sow the early smooth hardy peas, like the Maud S. and Alaska, as soon in the Spring as the frost is fairly out of the ground, and two or three weeks later make a second sowing of the early kinds, and sow, also, some of the wrinkled peas. This will give a succession from the last of June till late in July, when the early corn will be ready for use.




PARSNIP.

PARAGON.

This space is left to call the attention of everyone who receives this Catalogue to *two important facts*: First, that **A Credit Certificate for extra Seeds** is given on every order received, whether large or small. And Second, that a **Premium** is given for every order received amounting to \$4.00 and over. See 2nd and 3rd pages of the cover.

EXTRA EARLY VARIETIES.

**First of All**—One of the earliest peas in the market. Height 2½ feet. Produces pods of good size, well filled with smooth round peas of good quality. Ripens evenly, and requires only two pickings to clear the ground. Pkt. A 5c.; pkt. B 10c.; qt. 35c.




MAUD S.

**Maud S.**—A new extra early pea, as early as any of the fancy named sorts, and a much better cropper than most of them. It is a very vigorous grower and contains more pods than most of the extra early sorts, and the pods are plump and well filled. It ripens up evenly, and enables the grower to put the whole crop into the first market. Gardeners will make no mistake in sowing this pea. Pkt. A 5c.; pkt. B 10c.; qt. 35c.

**Alaska, True**—One of the very best and earliest of the early peas when the true Alaska can be obtained. My stock is guaranteed to me to be the genuine Alaska. Pkt. A 5c.; pkt. B 10c.; qt. 40c.

**Early Kent**—A standard early smooth pea with market gardeners. Very generally grown for field culture. Height 2½ feet. Pkt. A 5c.; pkt. B 10c.; qt. 35c.

**Bliss' American Wonder**—The earliest wrinkled pea in cultivation, and the best of all the dwarfs. A cross between McLean's Little Gem and the Champion of England, and combines the good qualities of both; quite dwarf, growing only 10 to 12 inches high. Very productive, and



BLISS' AMERICAN WONDER.

quality unsurpassed. Pkt. A 5c.; pkt. B 15c.; qt. 50c.

SECOND EARLY VARIETIES.

**Premium Gem**—A very early, green, wrinkled pea, and a great favorite for family use; prolific bearer, and of rich, sugary flavor. Grown largely for market; 2½ feet high. Pkt. A 5c.; pkt. B 15c.; qt. 45c.

**McLean's Advancer**—A green wrinkled pea of the flavor, and is a great favorite with gardeners for a second early variety. Pkt. A 5c.; pkt. B 10c.; qt. 40c.

**The Paragon**—New. This new pea is a green wrinkled pea, but ripens up white. It grows 3½ feet high, and is an enormous bearer of delicious peas. Wherever introduced it is very popular and in great demand. It is the sensation in the Boston market. Market gardeners will do well to get it early. Pkt. A 5c.; pkt. B 15c.; qt. 45c.

**Telephone**—An English pea of recent introduction, and very popular. A strong grower, well filled with showy, large-sized pods, containing six and seven peas each. One of the best of the new peas. Pkt. A 5c.; pkt. B 15c.; qt. 45c.

LATER VARIETIES.

**Long Island Mammoth**—A new Pea, very popular with the Long Island gardeners. Grows 3 feet high; pods well filled with large green peas of good quality. Earlier than the Champion of England, and a great cropper. Pkt. A 5c.; pkt. B 15c.; qt. 50c.

**Bliss' Everbearing**—A desirable Pea of unsurpassed quality. Pods from three to four inches in length and peas very large. For continuance in bearing unexcelled. As it branches from the roots it should be sown thin in the row; height 18 inches to 2 feet. Pkt. A 5c.; pkt. B 10c.; qt. 40c.


**Champion of England**—The best and most popular of all the tall growing peas. A profuse bearer, has long pods, well filled with large, rich peas; grows five feet high, and requires bushing. Pkt. A 5c.; pkt. B 10c.; qt. 35c.

**Black-Eyed Marrowfat**—The favorite market variety for late crop; very productive, with broad, well-filled pods; height four feet, but does not require bushing. Pkt. A 5c.; pkt. B 10c.; qt. 30c.

**White-Eyed Marrowfat**—Similar to the above, except their eyes are white instead of black. Used largely for canning. Pkt. A 5c.; pkt. B 10c.; qt. 30c.

**Canada Field Peas**—For sowing broadcast. Per bu. \$1.40. Two bushel bags, 16c. and 20c. each.

PUMPKIN.



Pumpkins are grown mainly for feeding purposes, but the sweeter sorts are much prized for culinary uses. A few hills in the garden, grown the same as squashes, will give a good supply for family use.

**The Sugar**—A small pumpkin, but much better than the common pumpkin for pies. Very prolific; thick flesh, very sweet. Pkt. 5c.; oz. 10c.; ¼ lb. 15c.; lb. 50c.

**Large Cheese**—A large, cream colored, flattish ribbed pumpkin, rather late; one of the best for cooking purposes. Pkt. 5c.; oz. 10c.; ½ lb. 15c.; lb. 50c.

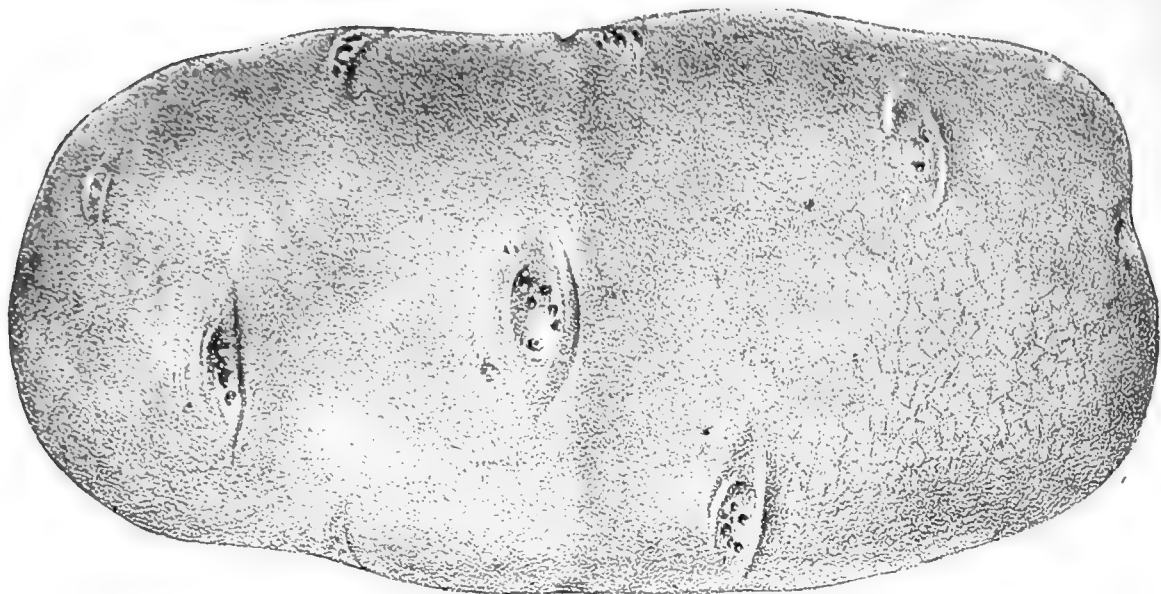
**Jumbo**—The largest pumpkin grown, often weighing 200 pounds. Those who want the "biggest pumpkin" should grow the Jumbo. Pkt. 10c.; oz. 25c.

**Connecticut, or Common Field**—A large productive variety, grown for feeding stock. Pkt. 5c.; oz. 8c.; qt. 25c.; lb. 30c.

From the seeds I got of you I had the best garden I ever had. JOS. JACKSON, Fond du Lac, Wis.

At the prices quoted in this Catalogue we prepay the postage and express on all seeds by the pound and quart. Our seeds are all tested before sending out.

## SEED POTATOES.



AMERICAN WONDER.

**DISCOUNT.**—On all orders for Seed Potatoes amounting to \$5.00, a discount of 5 per cent. will be allowed, and on all orders amounting to \$10.00 and over, a discount of 10 per cent. will be allowed. No charge for barrels or boxes, two bushel bags 16 cents each.

I grow my Seed Potatoes, and take special care to have them true to name, and to keep the different varieties free from mixture. Potato growers appreciate the importance of having the different varieties *true to name*. My stock will be found first-class in every respect. After repeated trials I have discarded many varieties which I have found inferior either in yield or quality.

Among the Early Potatoes the Early Ohio and the Early Sunrise still keep the lead as the best early market potatoes. The Ohio Junior, though claimed as a seedling, is almost identical with the Early Ohio. Burpee's Extra Early is claimed by some to be equal to the Early Ohio in earliness and yield. Those who have not tried it, will do well to do so. The very early potatoes should be planted on land that is either naturally rich, or made so by fertilizers. The growth is so rapid, that unless there is plenty of available plant food in the soil, they will mature before reaching a good marketable size. It is folly to expect a large yield of early potatoes on poor soil. If you must plant potatoes on poor soil, plant some of the late, strong growing varieties, like the White Elephant and American Wonder. They will do far better on poor land than the early potatoes.

For a Second Early Potato there is nothing better than the Early Puritan. It is a white potato, grows to good size, and is one of the best for table use.

Of the Late Potatoes, the American Wonder is now the favorite, though the White Elephant is largely grown and is a fine potato on sandy land. The Maggie Murphy, and Rural New Yorker, No. 2, are strong growers and large croppers, and are coming into general use. At the World's Fair the Rural New Yorker, No. 2, received more commendations than any other potato.

### SPECIAL OFFERS ON SEED POTATOES.

**FIRST.**—To enable our customers to get the new varieties of potatoes at small cost, we put up our best seed potatoes in cloth bags holding *four quarts each*, packed in bran and correctly labeled. These bags, one or any number, we sell for *25 cents each*. All the varieties in this Catalogue are put up in these bags and only one variety in a bag.


Last year we had orders to send these bags by mail, which of course we could not do. At the price we ask for the bags we cannot pay express charges on them, but when *eight bags or more* are ordered sent to one address, we will send them by freight and *pay the freight*. They can be sent cheaply with other seeds either by express or as freight.

**SECOND.**—To those who wish single pounds only: for *seventy-five cents* I will send by mail *prepaid* one pound each of any *three varieties* of your own selection; or one pound each of any *five varieties* if sent at the expense of the person ordering. Each variety will be separately packed and correctly labeled.


I hope many of my customers will avail themselves of these offers to make satisfactory tests of the varieties they have not heretofore grown, especially the *American Wonder* and *Early Puritan*. Other varieties are valuable, but these are indispensable.

Orders will be booked when received, and the potatoes will be shipped as soon as it can be done without danger of freezing. *Potatoes by the pound will be sent by mail or express prepaid*. By the peck, bushel, and barrel, they will be sent by express or as freight, at the expense of the purchaser. *No charge for barrels, boxes or cartage*. Two or more varieties will be packed in the same barrel, when desired.

EXTRA EARLY VARIETIES.



EARLY OHIO.



EARLY FREEMAN.

**Early Ohio**—For an early market potato the Early Ohio still stands at the head of the list. It will make a crop quicker than any other potato I have ever grown. I have raised a good crop, planted in July after early peas. It is nearly round, with very few eyes, mostly in the seed end and nearly flush with the surface. Color russet white; quality the very best, and, what is true of but few potatoes, it is a very good eating potato when only half grown. The cut shows the manner of growth in the hill. Lb. 30c.; pk. 45c.; bu. \$1.25; bbl. \$3.50.

**Ohio Junior**—A new seedling potato, closely resembling the Early Ohio in its habits of growth and in the shape and color of the tubers. Productive, and quality first-class. Will undoubtedly become very popular. Lb. 30c.; pk. 45c.; bu. \$1.25; bbl. \$3.50.

**Early Sunrise**—This is a very early potato of the Early Rose type, a large cropper and of the finest quality. Last season it was next to the Ohio in point of earliness, and but little behind it. Lb. 30c.; pk. 40c.; bu. \$1.15; bbl. \$3.25.

**Early Freeman**—A new popular favorite from Minnesota. The originator claims for it extreme earliness, large yield, long-keeping qualities and very superior quality, either baked or boiled. The tubers are oval in shape, russet in color. Flesh very white, both raw and when cooked. Lb. 30c.; pk. 50c.

**Early Market**—Belongs to the Early Ohio class, which it much resembles, being round-oblong, light flesh-color, good size and uniform, with few eyes, and those flush with the surface. The growth is apparently more

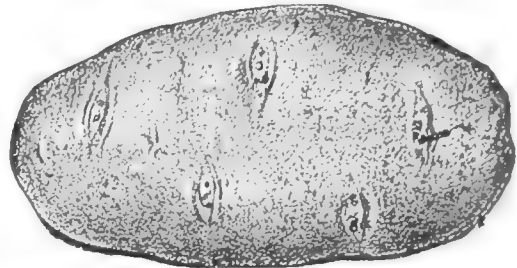


EARLY MARKET.

vigorous than the Ohio, and last season was just as early and yielded more. Quality the very best. It will prove a valuable variety for market gardeners. Lb. 30c.; pk. 45c.; bu. \$1.25; bbl. \$3.50.

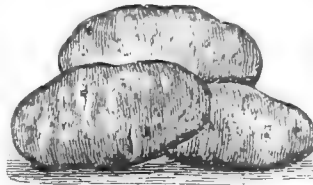
**Burpee's Extra Early**—A new potato of great promise. Among the earliest. Grows to good size, rather oval. A fine appearing potato, and yields well. Those who have tried it speak very highly of it. Lb. 30c.; pk. 40c.; bu. \$1.15; bbl. \$3.25.

SECOND EARLY VARIETIES.



EARLY PURITAN.

**Early Puritan**—A second early potato of superior quality. It yields large crops of large, oblong, white potatoes, and is fast becoming a universal favorite. Its excellent cooking qualities commend it to all. It stands at the head of the second early class. Lb. 30c.; pk. 50c.; bu. \$1.35; bbl. \$3.75.



BEAUTY OF HEBRON.

40c.; bu. \$1.15; bbl. \$3.25.

**Beauty of Hebron**—An oblong white potato of excellent quality. Grows to a large size and ripens just after the extra early varieties. Yields large crops, and is very generally grown for an early crop. Lb. 30c.; pk.

**The James Vick**—This potato has been one of our favorite potatoes for some years, and we still regard it as among the very best of the medium early varieties. It is a large, oblong potato; color russet white, showy and handsome; always solid, however large; quality the very best. A very strong grower and yields large crops. Lb. 30c.; pk. 40c.; bu. \$1.15; bbl. \$3.25.

For a second early crop, there is money in either of the above potatoes. They yield large crops, and are first-class in every respect, and can be put on the market before the fall crops are ready.

I send you another order for seed, it being my third order. I have always found your seeds reliable and large packages for the money. MRS. P. ROCKWELL, Busti, N. Y.

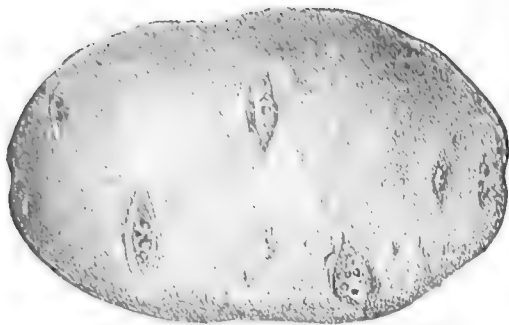
Your seeds have always proved so good, and just what they were recommended to be, that I can always recommend them in the highest terms, and want no others. E. K. CONVERSE.

Carson City, Mich.

I sent to you for seeds last spring, and they proved to be very fine seeds. I do not think there was a seed that did not grow. JOHN J. STRAIN.

At the prices quoted in this Catalogue we prepay the postage and express on all seeds by the pound or quart.

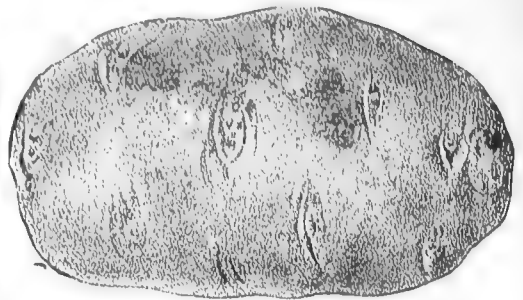
## LATE, OR FALL VARIETIES.



MAGGIE MURPHY.



WHITE ELEPHANT.



RURAL NEW YORKER, NO. 2.

**American Wonder**—I have for years been trying to find a potato as good in all respects for the late or fall crop as the Early Ohio is for an extra early, or the Early Puritan for a second early crop. I believe I have found it in this potato. I have grown them two years, and they outyielded all my other varieties, and what is seldom true of a large potato, *they are the very best quality*, baked or boiled. It is a large, white, oblong potato, uniform in size, very vigorous growth, and as near rust proof as a potato can be. Every one who grows potatoes, either for their own use or for market, should have them. Lb. 30c.; pk. 50c.; bu. \$1.35; bbl. \$3.75.

**Maggie Murphy**—Another claimant for popular favor. A large potato grower says of it: "I have seen nothing that approaches the Maggie Murphy in beauty, growth, enormous yield and prime quality." It is a large, oval, flattish potato. Color, dark pink and very handsome. Lb. 30c.; pk. 50c.; bu. \$1.35; bbl. \$3.75.

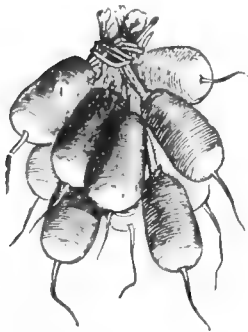
**Rural New Yorker, No. 2**—A potato of recent introduction that is becoming quite popular. It is a large white potato; oval oblong, somewhat

flat; produces large crops, and is commended as a very fine table potato. Potato growers should include it in their lists. Lb. 30c.; pk. 45c.; bu. \$1.25; bbl. \$3.50.

**White Elephant**—This is an old standard market potato, and is a great favorite with many growers. Large size and yields very large crops; color white, with reddish tinge; flesh white and of the finest quality; a fine potato to plant on rather light, sandy lands. Lb. 30c.; pk. 40c.; bu. \$1.10; bbl. \$3.00.


**Empire State**—This new potato will undoubtedly soon become one of our standard market potatoes. It has all the qualities of a successful potato. It is large, oblong, somewhat flattened, white and showy, yields heavy crops, free from rot, and as a table potato is among the very best. Lb. 30c.; pk. 40c.; bu. \$1.10; bbl. \$3.00.

**White Star**—A long white potato, with slightly russeted skin; a strong grower and very productive. The flesh is white and of the finest quality; a long-keeping potato; very popular in some localities. Lb. 30c.; pk. 40c.; bu. \$1.10; bbl. \$3.00.

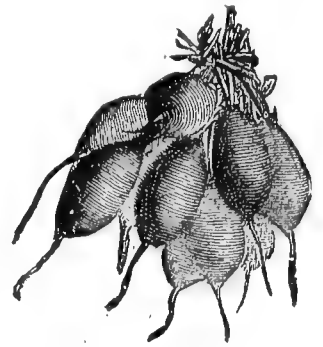


FRENCH BREAKFAST.

## RADISH.



GROUP OF RADISHES.



SCARLET GLOBE.

Radishes must make a rapid growth to be crisp and tender. They thrive the best on a light, sandy soil; on heavy or clay soil it is difficult to grow good Radishes. For an early crop, sow the turnip varieties in a hot bed or in a warm place, protected from the cold winds. The best Radishes will be secured by not sowing until the soil has become warm. As soon as they appear above the ground, sprinkle with some ashes and soot to protect them from the turnip fly. Winter Radishes should be sown in July or August, and like turnips, make their best growth in the Autumn. Before severe frost, take up and pit out of doors, or bury in sand in a cool cellar, and they will keep crisp through the winter. Before using, put into cold water, which adds to their freshness.

It is getting to be pretty well known among gardeners that French grown radish seed will produce much finer radishes than American seed. They will be more crisp and tender, and not so liable to be wormy, and do not run to seed so quickly. My seed is all French seed.

**Early Scarlet Globe**—This is the standard radish for forcing under glass. It is more used for that purpose than any other. Color a fine scarlet and egg shape; flavor mild, crisp; will stand a great amount of heat without becoming pithy; also, excellent for garden culture. Pkt. 5c.; oz. 10c.; ¼ lb. 25c.; lb. 85c.

**Scarlet Turnip, White Tipped Forcing**—Last year, owing to the scarcity of the Scarlet Globe, we tested several well advertised radishes to find a substitute for it, and amongst all the varieties tested only one equaled the Scarlet Globe as a forcing radish, the Scarlet Turnip

White Tipped Forcing. In the trial it yielded more marketable radishes than the Scarlet Globe. It is a bright scarlet turnip radish, with a white tip, which makes it very showy and attractive when bunched. The top is small and it stands heat well without running up to seed. As soon as known it will be largely used. Pkt. 5c.; oz. 10c.; ¼ lb. 20c.; lb. 75c.

**French Breakfast, or Scarlet Olive-Shaped White Tip**—A scarlet radish with white tip, very beautiful, mild and tender, of quick growth and a great favorite. Pkt. 5c.; oz. 10c.; ¼ lb. 20c.; lb. 75c.

**Rose Olive-Shaped**—Larger than the French Breakfast. Grows about an inch and a half long; flesh color, or rose; very tender and crisp; a fine early market variety. Pkt. 5c.; oz. 10c.;  $\frac{1}{4}$  lb. 20c.; lb. 75c.

**Early Round Dark Red Turnip**—A new turnip radish, skin a dark red; somewhat larger than the Red Turnip. Pkt. 5c.; oz. 10c.;  $\frac{1}{4}$  lb. 20c.; lb. 65c.

**Long Scarlet Short Top**—The standard variety for family use or for market gardeners. Grown everywhere. Pkt. 5c.; oz. 10c.;  $\frac{1}{4}$  lb. 20c.; lb. 65c.

**Long Brightest Scarlet, White Tipped**—A long scarlet radish with a white tip, grows very rapidly and will make good radishes in 25 days from sowing. Very bright scarlet and attractive. Earlier than other long radishes. Market gardeners should not fail to try it. Pkt. 5c.; oz. 10c.;  $\frac{1}{4}$  lb. 20c.; lb. 75c.

**Beckert's Chartler, or Shepard**—New and distinct; long, and grows to a large size; color at the top, crimson; middle, pink, and at the bottom a waxy white; flesh white, crisp and mild. One of the very best for sowing out of doors. Pkt. 5c.; oz. 10c.;  $\frac{1}{4}$  lb. 20c.; lb. 75c.

**Grey Summer Turnip**—An early radish; sometimes called "Summer Buckskin;" becoming very popular. Pkt. 5c.; oz. 10c.;  $\frac{1}{4}$  lb. 20c.; lb. 65c.

**Long White Vienna (Lady Finger)**—The finest long white radish in cultivation. Pure white and beautiful shape; crisp and of rapid growth; ornamental. Pkt. 5c.; oz. 10c.;  $\frac{1}{4}$  lb. 25c.; lb. 90c.



CAL. MAM. WHITE.

WINTER RADISHES.

**Chinese Rose Winter**—One of the best winter varieties; a beautiful rose color; flesh white, firm and of superior quality; a favorite with market gardeners. Pkt. 5c.; oz. 10c.;  $\frac{1}{4}$  lb. 25c.; lb. 85c.

**California Mammoth White**—Really a Chinese radish, grown by the Chinese in California; grows to a large size; white, solid and good flavor. Pkt. 5c.; oz. 10c.;  $\frac{1}{4}$  lb. 20c.; lb. 75c.

**Black Spanish Winter, LONG**—A long variety; one of the hardiest; firm in texture, keeping until Spring. Pkt. 5c.; oz. 10c.;  $\frac{1}{4}$  lb. 20c.; lb. 75c.

**Black Spanish Winter, ROUND**—Like the above, except that it is turnip shape. Pkt. 5c.; oz. 10c.;  $\frac{1}{4}$  lb. 20c.; lb. 75c.

RHUBARB, OR PIE PLANT.



LINNAEUS RHUBARB.

Rhubarb is grown from seed and by division of the roots. Like the seeds of fruit trees, Rhubarb seed cannot be relied upon to reproduce the same variety. Sow the seed early in the Spring, and thin to about ten inches. In the following Spring transplant three feet apart in a strong rich soil. If propagated by a division of the roots it may be done in the Fall or the Spring. To get rhubarb early, set an old barrel, without heads, over the hill as soon as the frost is out of the ground. Around the barrel pile up some warm horse manure, well packed down, and fill the barrel about half full with light strawy manure. The warmth of the manure will soon start the growth of the roots, and you will have delicious rhubarb by the time the rest is beginning to grow. Light is not essential to its growth, and it is often grown under greenhouse benches, and can be grown in boxes in a light cellar.


**Linnaeus**—Early, large and tender. Pkt. 5c.; oz. 20c.;  $\frac{1}{4}$  lb. 40c.; lb. \$1.50.

**Myatt's Victoria**—Very large; later than the Linnaeus. Pkt. 5c.; oz. 20c.;  $\frac{1}{4}$  lb. 40c.; lb. \$1.50.



**Rhubarb Roots**—25c. each; \$2.00 per dozen.

SQUASHES.

Winter Squash is very tender, and it is useless to plant them until the soil is quite warm and all danger of frost is passed. There is no need of hurrying in planting, as they make a rapid and luxuriant growth. Plant in well-manured hills, the same as for cucumbers and melons; the bush varieties four feet apart each way and the running sorts nine feet apart. Ten or twelve seeds should be planted in a hill, and when danger from bugs is past thin to three or four plants. I save my squashes from the black squash bug by hoeing the earth around the stems, close up under the lower leaves, which keeps the bugs away from the stems, where the damage is done. If this is done two or three times very little damage can be done by the bugs. Winter squashes should be well ripened, or they will lack in sweetness and will not winter well. The test of ripeness is a hard shell.




SUMMER CROOKNECK.



ESSEX HYBRID.

Two things I hope my customers will not forget this year: My Special Offer on Seed Potatoes, and my Collections of Seeds, on pages 2 and 3.

When you sow *water cleaned seed* you don't lie awake nights worrying about it. It is sure to grow.



**Early Summer Crookneck**—The best summer squash. Skin yellow, covered with warty excrescences. My seed of this variety is pure and true to name. Pkt. 5c.; oz. 10c.;  $\frac{1}{4}$  lb. 20c.; lb. 65c.

**Mammoth Summer Crookneck**—I have grown this new so-called Improved Crookneck the past two seasons, but do not find it any better than my own strain. But it may prove valuable; gardeners should give it a trial. My seed is from headquarters and is genuine. Pkt. 5c.; oz. 10c.;  $\frac{1}{4}$  lb. 20c.; lb. 65c.

**Early Bush Scallop, White**—An early market variety, bearing abundantly. Pkt. 5c.; oz. 10c.;  $\frac{1}{4}$  lb. 20c.; lb. 65c.


**The Fordhook**—This new squash is attracting much attention. It is early and one of the longest keepers and of the best quality. The meat is thick, dry, rich and sweet. It can be also used at any stage of growth as a summer squash. Pkt. 5c.; oz. 10c.;  $\frac{1}{4}$  lb. 20c.; lb. 75c.

**Boston Marrow**—An old popular fall variety. Bright orange color, oval form, a good keeper and unsurpassed in flavor. Pkt. 5c.; oz. 10c.;  $\frac{1}{4}$  lb. 20c.; lb. 65c.

**The Hubbard**—This is the most popular of the winter squashes, and more generally grown than any other. Remarkable for its productiveness and keeping qualities, but it must ripen thoroughly (which will be known by a very hard shell) or it will be watery and lack sweetness, and will not keep through the winter. Pkt. 5c.; oz. 10c.;  $\frac{1}{4}$  lb. 20c.; lb. 75c.

**Marblehead**—A fine winter squash, resembling the Hubbard. Skin a pale green; sweet and dry, but somewhat variable. Pkt. 5c.; oz. 10c.;  $\frac{1}{4}$  lb. 20c.; lb. 75c.

**The Sibley, or Pike's Peak**—A novelty in squashes, the stem end being the largest. The shape and color of the seeds mark it as an original production. Pale green in color, and the flesh a bright orange, fine grained, and possessing a delicate flavor. We have found it excellent for

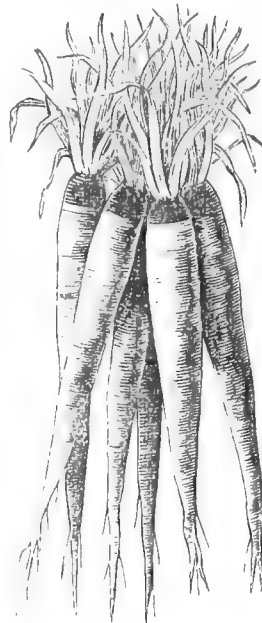


SIBLEY SQUASH.

pies in winter. Pkt. 5c.; oz. 10c.;  $\frac{1}{4}$  lb. 20c.; lb. 65c.  
**Essex Hybrid, or Hard Shell Turban**—A cross between the Hubbard and Turban, being the color and shape of the Turban, and having the dryness and hard shell of the Hubbard. Fine grain and very sweet. Of quick growth and a good keeper. Pkt. 5c.; oz. 10c.;  $\frac{1}{4}$  lb. 20c.; lb. 75c.

**Winter Crookneck**—Largely grown in some States. Sweet, fine-flavored, hardy, and a good keeper. Pkt. 5c.; oz. 10c.;  $\frac{1}{4}$  lb. 20c.; lb. 65c.

### SALSIFY, or VEGETABLE OYSTER.



This delicious vegetable is considered by many a great luxury. It is used for soups, and possesses a flavor similar to the oyster, for which it is sometimes used as a substitute. No family should be without it for early spring use. To be grown in perfection it requires a good strong soil. Sow and cultivate the same as carrots. It is usually left in the ground until Spring, though it can be used in the late Autumn.

**White French**—The common standard variety. Pkt. 5c.; oz. 10c.;  $\frac{1}{4}$  lb. 30c.; lb. \$1.10.

**Mammoth Sandwich Island**—A new variety, extra large and pure white. Pkt. 5c.; oz. 15c.;  $\frac{1}{4}$  lb. 40c.; lb. \$1.20.

### SPINACH.


This is an important crop for the market gardener, and of easy culture. For Summer use sow very early in the spring, in drills one foot apart, and thin the plants to three inches. For the early Spring crop, sow in September, in well-drained soil, and on the approach of severe, cold weather cover with straw or litter.

**New Thick-Leaved Round**—Equally good for Fall and Spring sowing. Large thick leaves. Gives a greater bulk of crop than the prickly. Pkt. 5c.; oz. 8c.;  $\frac{1}{4}$  lb. 12c.; lb. 30c.

**Long Standing**—A new, fine and large variety. Leaves crimped and thick flesh. Valuable for Spring sowing, as it will stand longer than any other sort without running to seed. Pkt. 5c.; oz. 8c.;  $\frac{1}{4}$  lb. 12c.; lb. 30c.

### TOBACCO.


**Connecticut Seed Leaf**—The variety that is grown in the Northern States. Pkt. 10c.; oz. 25c.;  $\frac{1}{4}$  lb. 75c.; lb. \$2.75.





# TOMATOES.

Half ounces at ounce rates.




BOND'S EARLY MINNESOTA.

Ruby. Last year I tested it with the Atlantic Prize, Early Advance and other new varieties, but not one of them was any earlier than the Ruby, and most of them not so early. We shall undoubtedly have improvements in the quality of Tomatoes, but gardeners should feel their way slowly with new varieties.

To obtain early Tomatoes the plants must be started in a hot bed or greenhouse, and when two inches high transplant into a hot-bed, four inches apart. When the weather becomes warm, in this latitude, about the 20th of May, transplant into the field, three and one-half feet apart each way. If the soil is too rich, they will be apt to make a rank growth of vines rather than fruiting freely. A light, rather sandy soil is the best. Pinching or cutting off the ends of the vines will hasten the ripening of the fruit. Plants for a small garden may be started in a box or flower pot in the house.



DWARF CHAMPION.



EARLY RUBY.

**Early Ruby**—The leading extra early Tomato. It is medium size, medium smooth, and a very good Tomato for an extra early. It crops well, and is a profitable Tomato to grow, as the bulk of the crop can be put into the market ahead of other Tomatoes. The illustration above shows the manner of its growth. The foliage is small and the vines are more open than other Tomatoes, exposing the fruit to the sun. Tomatoes growing in this manner, if not the Ruby, are very closely related to it. Pkt. 5c.; oz. 30c.;  $\frac{1}{4}$  lb. 75c.

**Atlantic Prize**—An extra early Tomato. We have grown it beside the Early Ruby for two years and are convinced that it is the same Tomato. Pkt. 5c.; oz. 30c.;  $\frac{1}{4}$  lb. 75c.

**Bond's Early Minnesota**—A new extra early Tomato, originated by C. D. Bond of Minnesota. It is a round, smooth, bright red Tomato, and very early. It is the only Tomato we have tested that proved as early as the Ruby. It is not quite so large as the Ruby, but very smooth, round and solid. Pkt. 10c.; oz. 50c.

**Dwarf Champion Tomato**—A favorite Tomato with us for the early crop. It is next to the Ruby in earliness, and larger. It is round, always smooth, with a slight purple tinge and always sells well. On good ground it yields large crops. Unlike most other Tomatoes it grows stocky and upright, the fruit clustering around the center of the hill. I presume some would call it a tree tomato. By tying up it might be made to grow in tree form. Pkt. 5c.; oz. 30c.;  $\frac{1}{4}$  lb. 75c.

**Ponderosa**—The Jumbo of Tomatoes. Mr. Henderson's new Tomato. Remarkable for its size. Pkt. 10c.; oz. 50c.

**New Peach**—A new and very distinct tomato. Fruit is uniform in size, and resembles a peach in shape, color and size, and covered with a bloom like a peach. The skin is thin and can be peeled off same as a peach; flavor rich and delicious. Pkt. 5c.; oz. 30c.

**Livingston's Beauty**—One of Livingston's new tomatoes. Large, smooth and solid. The color somewhat resembles the Acme; ripens early. One of the best for a market crop. Pkt. 5c.; oz. 25c.;  $\frac{1}{4}$  lb. 60c.

**Livingston's Favorite**—Originated by Mr. Livingston, who produced the Acme and Paragon, and combines the good qualities of both. It is a large, smooth, dark red, solid tomato; ripens evenly and does not crack or rot; very prolific and bears shipping long distances. Pkt. 5c.; oz. 25c.;  $\frac{1}{4}$  lb. 60c.

**New Stone**—A splendid tomato for main crop. It is large size, always round and smooth, and will yield a heavier crop of round, smooth tomatoes, than any other tomato we know of. Bright red, very solid and handsome. Not quite so early as the Beauty, but larger and heavier. A first class tomato. Pkt. 5c.; oz. 30c.;  $\frac{1}{4}$  lb. 75c.

**Ignotum**—New; a large, smooth, round tomato, strong grower and very productive. Promises well. Pkt. 5c.; oz. 25c.;  $\frac{1}{4}$  lb. 60c.

**Acme**—One of the earliest and handsomest varieties; color peculiar, crimson with purplish tinge; fruit large, perfectly smooth and solid. Pkt. 5c.; oz. 25c.;  $\frac{1}{4}$  lb. 60c.

**Paragon**—A first class tomato, resembling the Acme, except in color, which is a dark red; very solid, ripens evenly, heavy foliage and does not sunburn. Pkt. 5c.; oz. 25c.;  $\frac{1}{4}$  lb. 60c.

**Mikado, or Turner's Hybrid**—Very large and most productive of all the tomatoes. The yield is enormous. Part of them have a tendency to grow rough, and part of them are round, smooth, and the most handsome tomato grown. Color, a reddish pink, something like the Acme. Pkt. 5c.; oz. 30c.;  $\frac{1}{4}$  lb. 75c.

**Volunteer**—A new Tomato, much sought after by those who grow tomatoes for canning. It is early, large size, very smooth, without any core and ripens up evenly. Color, a dark rich crimson, and an abundant bearer. Pkt. 5c.; oz. 25c.;  $\frac{1}{4}$  lb. 50c.

**General Grant**—A very superior tomato for canning purposes, as it ripens rapidly and evenly; large size and good quality. Pkt. 5c.; oz. 25c.;  $\frac{1}{4}$  lb. 50c.

**Pear-Shaped Red**—Fine for preserving and pickling. Pkt. 5c.; oz. 30c.


## TURNIPS.

**Extra Early Milan**—A new variety. Purple top and strap leaf. Early as the Purple Top Munich, which is inclined to be hot and bitter, while the Milan is mild and sweet. Pkt. 5c.; oz. 10c.;  $\frac{1}{4}$  lb. 20c.; lb. 75c.

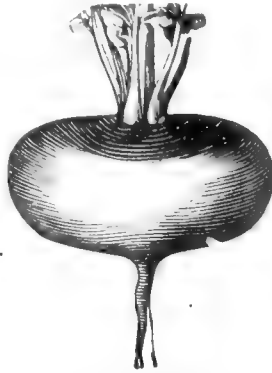
**Early Snow Ball, or Six Weeks**—Solid and sweet, small and of very quick growth. Pkt. 5c.; oz. 10c.;  $\frac{1}{4}$  lb. 20c.; lb. 60c.

**Purple Top, Strap-Leaved**—This is the general favorite of the flat varieties. Early and of excellent quality. Grown everywhere. Pkt. 5c.; oz. 10c.;  $\frac{1}{4}$  lb. 15c.; lb. 50c.


**White Top, Strap-Leaved**—Similar to the Purple Top, except in color. One of the best either for market or family use. Pkt. 5c.; oz. 10c.;  $\frac{1}{4}$  lb. 15c.; lb. 50c.



EARLY MILAN.



PURPLE TOP.



SIX WEEKS.


**Purple Top, White Globe**—Similar to Purple Top, Strap Leaf, except it is globe shape instead of flat. A handsome turnip, and becoming very popular with market gardeners. Pkt. 5c.; oz. 10c.;  $\frac{1}{4}$  lb. 15c.; lb. 50c.

**Early White Egg**—Nearly egg shape; fine grained and sweet. A quick-growing turnip. Can be sown as late as the middle of August. Pkt. 5c.; oz. 10c.;  $\frac{1}{4}$  lb. 20c.; lb. 60c.

**Yellow Globe, or Golden Ball**—Good size and globe shape, a paler yellow than the Yellow Stone. Pkt. 5c.; oz. 10c.;  $\frac{1}{4}$  lb. 20c.; lb. 60c.

**Early Yellow Stone**—Resembles the Orange Jelly, but does not grow quite so large, and is a better keeper. Color a deep rich yellow. Pkt. 5c.; oz. 10c.;  $\frac{1}{4}$  lb. 20c.; lb. 60c.

**Early White Stone**—Similar to the above, except in color; globe shape. Pkt. 5c.; oz. 10c.;  $\frac{1}{4}$  lb. 20c.; lb. 60c.



GOLDEN BALL.

**White Norfolk**—A large, free-growing white turnip, popular for feeding. Pkt. 5c.; oz. 10c.;  $\frac{1}{4}$  lb. 15c.; lb. 50c.

**Sweet German**—A white turnip, closely resembling the Ruta Baga. Flesh white, firm and sweet. Very popular in the Eastern States. Keeps well through the Winter, and one of the best table turnips for Spring. Pkt. 5c.; oz. 10c.;  $\frac{1}{4}$  lb. 20c.; lb. 60c.

**Bread Stone**—A fine-grained white sweet turnip, similar to the above. Pkt. 5c.; oz. 10c.;  $\frac{1}{4}$  lb. 20c.; lb. 60c.


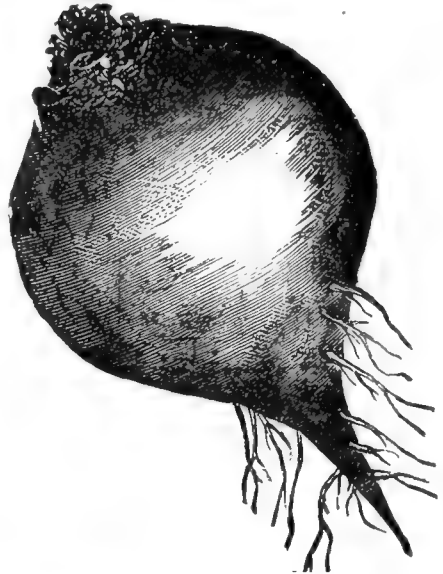
### RUTA BAGA, or SWEDE TURNIP.

**Carter's Imperial Purple Top**—A very fine Ruta Baga for market gardeners. Very smooth and handsome. Grows to good size, very solid, and a great favorite wherever grown. Fine for either table use or for feeding. Pkt. 5c.; oz. 10c.;  $\frac{1}{4}$  lb. 15c.; lb. 50c.

**American Improved Purple Top**—Very hardy and productive. Flesh yellow, solid and sweet. Keeps till summer. Grows to large size, and is one of the best for feeding stock. Pkt. 5c.; oz. 10c.;  $\frac{1}{4}$  lb. 15c.; lb. 50c.

**Skirving's Liverpool**—Of large size, very solid and good quality. Said to be the best for shallow soil. Pkt. 5c.; oz. 10c.;  $\frac{1}{4}$  lb. 15c.; lb. 50c.

**White Sweet Swede**—Sometimes called White Russian. Large, sweet and productive. Fine for table use late in the Spring. Pkt. 5c.; oz. 10c.;  $\frac{1}{4}$  lb. 20c.; lb. 60c.



### SUNFLOWER.

The Sunflower is not only an ornamental flower, but its seed is valuable as a food product for poultry. It is the best egg producing food that can be fed to fowls, and it can be raised cheaper than corn. It is very productive and is about the only plant that will produce a good crop without care or cultivation. Plant the seed in corners and odd places, at any time from early spring till July, and it will take care of itself.

**Black Seeded**—The old common Sunflower; usually produces several small heads besides the central head, and is very productive of seed. The best for poultry. Pkt. 5c.; oz. 10c.; lb. 40c.

**Mammoth White Russian, White Seeded**—Has one very large head and seeds large; but sometimes do not fill well as far north as 43 degrees. Pkt. 5c.; oz. 10c.; lb. 40c.

# USEFUL HERBS.



No garden is complete without a few herbs for flavoring soups, meats, etc. Sow the seeds early in the Spring in shallow drills one foot apart. When a few inches high, thin out or transplant at proper distances. Gather on a dry day just before they come into full blossom and dry in the shade. Pack away closely, so as to exclude them

from the dust and air.

- Caraway**—The seed is used for flavoring cake, etc., also for confectionery. Perennial. Height, two feet. Pkt. 5c.; oz. 10c.;  $\frac{1}{2}$  lb. 30c.; lb. \$1.00.
- Dill**—The leaves are used to flavor soups, and the seeds are put into pickles to heighten the flavor and give them a pungent taste. Pkt. 5c.; oz. 10c.
- Lavender**—An aromatic medicinal herb. Height, two feet. Pkt. 5c.; oz. 20c.
- Marjoram, Sweet**—For seasoning. Height, one foot. Pkt. 5c.; oz. 35c.
- Sage, Broad Leaf**—The leaves are used in sausage, stuffing and sauces; perennial. Height, 18 inches. Pkt. 5c.; oz. 20c.;  $\frac{1}{2}$  lb. 50c.; lb. \$1.75.
- Sage Roots**—By mail, 20c. each; \$1.50 per dozen.
- Savory, Summer**—For seasoning soups, etc. Height, one foot. Pkt. 5c.; oz. 15c.
- Thyme, Broad-Leaved English**—For seasoning, etc. Height, one foot. Pkt. 5c.; oz. 30c.

# Vegetable Plants.


- Cabbage Plants**—Henderson's Early Summer, grown under glass, ready April 20th. Per 100, 60c.; if by mail, prepaid, 75c. per 100. Plants for main crop, not grown under glass, ready June 10th, All Seasons, Fottler's Brunswick, Flat Dutch, etc., per 100, 25c., if by mail, 40c.; per 1,000, \$2.00. In lots of 5,000, \$1.75 per 1,000; in lots of 10,000, \$1.50 per 1,000; 20,000 and over, \$1.25 per 1,000.
- Henderson's Early Summer and Succession, for late settings, to fill out where plants have failed. Will form good heads if set any time in July. Prices same as above.
- Cauliflower Plants**—Hardy plants, grown in the open air, ready June 15th. Henderson's Early Snowball, per 100, 75c., per 1,000, \$6.00; if by mail, prepaid, \$1.00 per 100. Early Paris and Algiers, per 100, 50c.; per 1,000, \$4.00. By mail, prepaid, 70c. per 100.
- Celery Plants**—Golden Self-Blanching, White Plume, Golden Heart, ready for setting June 10th. Per 100, 30c., if by mail, 50c.; per 1,000 by express, charges paid by purchaser, \$2.50; in lots of 5,000, \$2.00 per 1,000; in lots of 10,000, \$1.75 per 1,000.
- Tomato Plants**—Grown under glass, plants ready May 10th. All the leading sorts, per 100, \$1.00, if prepaid, \$1.30; per 1,000, by express, not prepaid, \$7.50.
- Pepper Plants**—Grown under glass, ready June 1st. Large Sweet Bell, per dozen, by mail, prepaid, 50c., not prepaid, 40c.

## LANG'S HAND WEEDER



This Hand Weeder is the best in the market and is becoming very popular with gardeners. It is so formed as to give the easiest possible position to the hand and wrist, and allowing free use of the fingers without laying the weeder down. The illustration shows the manner of using it. It is the most practical common sense weeder ever introduced. It will save a vast amount of work in weeding onions and other crops.

**Lang's Weeder**—Price 25 cents. Add 5c. extra if sent by mail.



## WEAVER'S DIBBLE.

This Dibble is a convenient tool for setting all kinds of plants and is the best there is in the market. It is made of iron and thoroughly finished. Every one who sets plants should have it.

**Weaver's Dibble**—Price 30 cents. If by mail, add 15c. for postage.

### Hazeltine Weeder.



Price 25 cents. Add 5c. extra if sent by mail.

### Floral Hand Weeder.



Price 20 cents. Add 5c. extra if sent by mail.

250,000 PLANTS FOR SALE.

# FARM SEEDS.

The following prices do not include Bags. Stark A Bags, 20 cents; other good bags, 16 cents.



**Atwell Corn**—I have grown this variety of corn on my farm for over twenty-five years, for the reason that I have not been able to find a better. It is an early, twelve-rowed, yellow flint corn. It gives a good yield of corn, and makes a heavy growth of stalks. On account of its earliness I have found it especially valuable to raise in situations that are liable to early frosts in the fall.

**The Goodwill**—An eight-rowed yellow flint corn that is early and yields well; makes a fine ear 10 to 12 inches long, with large kernels and very small cob, which makes it easy to husk. Those who prefer an eight-rowed corn should give it a trial.

PRICES OF FIELD CORN.—Large pkts. 10c.; qt., prepaid, 30c.; qt., not prepaid, 15c.; pk., ears, 40c.; bu. ears, \$1.00.

**American Banner Oats**—In the trial for the \$500 prize offered by the American Agriculturist for the largest crop of oats, this variety yielded 96 bushels to the acre. The grain is white, large and plump, the straw stiff, and stands up well. In comparison with the Welcome, Wide Awake and Probestier, it outyielded them all. Lb., prepaid, 7c.; pk. 40c.; bu. \$1.00.

**Spring Wheat**—Hard Duluth Red, the hardiest and best Spring Wheat. Lb. 25c.; pk. 40c.; bu. \$1.

**White Rye**—The best for fall sowing. Lb. 25c.; pk. 40c.; bu. \$1.00.

**Silver Hull Buckwheat**—This variety will make more flour to the bushel than any other. The kernel is small, hard and bright, and the hull very thin. For flour there is no other equal to it. Lb., prepaid, 30c.; pk. 50c.; bu. \$1.25.

**Buckwheat, Japanese**—A new and distinct variety. The kernels are about twice the size of ordinary buckwheat. It yields much more than other varieties. It branches and does not need to be sown as thickly as other kinds. Lb., prepaid, 25c.; pk. 40c.; bu. \$1.00.

## ENSILAGE, OR FODDER CORN.

Those who have not grown the Ensilage Corn for fodder purposes cannot begin too soon. It is the cheapest feed for cattle during the winter that can be raised on the farm. It is better than either hay or corn-stalks. The yield per acre is immense. We tie it in bundles when cut, and before winter put it into shocks and wire it at the top. Put up in this way it will keep fresh and sweet all winter.

**St. Charles**—Which we have sold for the past five years, and everyone likes it. It is a RED COB WHITE DENT CORN; grows 10 to 12 feet high, matures early, and where sown in drills not too thick matures good ears.

**Pride of the North**—A YELLOW DENT CORN, one of the earliest, and will mature in this climate, latitude 43 degrees.

**Leaming**—A YELLOW DENT CORN, nearly as early as the Pride of the North, and largely used for filling silos. Very popular.


**Southern Sweet**—A large, free-growing WHITE DENT CORN. Very rank growth and largely used for feeding green.

PRICES OF FODDER CORN—The market price at time of delivery.


HEMAN GLASS—Dear Sir—The Onion Seed I purchased of you last spring, for my neighbors and myself, 60 pounds in all, proved to be first-class seed and pleased us all. Your Onion Seed has been used in this vicinity for several years, and has always given the best of satisfaction. Onion growers here say that it is the best seed they can get.

Respectfully yours,


J. M. ADAMS.



ORCHARD GRASS.



MEADOW FESCUE.



ITALIAN RYE GRASS.

## GRASS SEED.

Grass is the most important crop of the farm. The value of the hay crop in the State of New York is greater than all the wheat, corn, rye, oats and barley crops combined. Yet the farmers of the state give their main attention to these crops and leave their grass lands to shift for themselves. If our grass lands were given the same attention that is given to other crops, we would realize a greater profit from our farms and at the same time their fertility would be increased. Grass is the foundation of successful farming.

“NO GRASS, NO STOCK; NO STOCK, NO MANURE; NO MANURE, NO CROPS!”

Thousands of acres of meadow lands in this state scarcely yield a ton of second-quality hay to the acre, when, with proper seeding and fertilizers they would just as easily yield two and three tons of first-class hay. Other thousands of acres of pasture lands are covered with weeds, thistles and mulleins, among which lean and unprofitable cattle seek for a bare subsistence, where we ought to see fat herds feeding upon the luxurious grasses our soil and climate are so well adapted to produce. It is time our farmers gave this subject their attention.

As a crop for market there is nothing that can be more profitably raised by Eastern farmers than hay. Hay being a bulky crop to ship, the nearer it is grown to the point of consumption the more profitable it will be. With this crop the Eastern farmer has a clear advantage over the Western.

Timothy is one of the most nutritious grasses, but its after-growth is always thin, and a close mowing, if followed by dry, hot weather, will nearly, if not entirely, kill the bulbous roots of the grass, leaving no aftermath at all. To keep this grass in the ground and to secure an aftermath that will be a protection against dry, hot weather, it should be sown with other meadow grasses that will ripen at the same time.

The use of Orchard Grass is strongly recommended in place of Timothy. In this latitude Orchard Grass is fit to cut by the middle of June, before the daisy and other like pests are ripe enough to seed. The yield of Orchard Grass is full as heavy as Timothy, and it makes an excellent quality of hay to feed on the farm. Several years ago I seeded a meadow with Orchard Grass and Red Clover, and I was agreeably surprised both at the quantity and quality of the hay.

About two bushels of the mixed grasses should be sown to the acre to insure a good seeding. The first cost will be more than the old way of seeding, but half a ton of hay per acre in the first crop will pay the additional cost of the seed, and the increased yield in the after crops will be all clear profit. In my own experience, the increased amount of afterfeed has more than paid for the increased cost of seeding. Pastures properly seeded will yield double the amount of feed that farmers usually get upon their pasture lands.

The grasses recommended for MEADOW LANDS are: *Timothy, Orchard Grass, Meadow Fescue, Italian Rye Grass and the Clovers; Medium Red, and Alsike.*

For PASTURE LANDS: *Kentucky Blue Grass, Orchard Grass, Red Top, Meadow Fescue and White Clover.*

**Orchard Grass Mixture**, for meadows, being *three-fourths Orchard Grass and one-fourth Meadow Fescue*. Price, \$2.50 per bu. of 15 lbs. To this should be added *10 lbs. of mixed Clovers*, in the proportion of 2 lbs. of Medium Red to 1 lb. of Alsike. But the Clover should be sown separately and in the Spring. Price of clover, market rates.

**Timothy Mixture**, for meadows, being four quarts of *Timothy*, three-fourths of a bushel of *Meadow Fescue* and one-fourth of a bushel of *Italian Rye Grass*. Price, \$2.50 per bu. of 18 lbs. If Clover is wanted, 10 lbs. of the Mixed Clovers should be sown in the Spring.

**Pasture Mixture**, being one-half *Kentucky Blue Grass*, one-fourth *Orchard Grass*, one-eighth *Red Top*, one-eighth *Meadow Fescue* and *White Clover*. Price, \$2.40 per bu. of 16 lbs.

**Lawn Grass**—There is nothing that makes a home more attractive than a fine lawn. The seed should be sown quite early in the Spring, or early in September, the latter period being preferable when it can be done. Late Spring sowing seldom makes a fine lawn. The soil should be quite fine and mellow and raked smooth. About three bushels should be sown to the acre to insure a thick growth. On small plats one quart to the square rod is a good allowance. My seed is one of the best mixtures for this climate, and contains *Kentucky Blue Grass, Red Top, Meadow Fescue, Sweet Vernal and White Clover*. Quart, prepaid, 25c.; qt. not prepaid 20c.; bu. (15 lbs.) \$2.50.

## GRASSES.

**Lawn Grass** My mixture contains Kentucky Blue Grass, Meadow Fescue, Red Top, Sweet Vernal and White Clover. Qt., prepaid, 25c.; qt., not prepaid, 20c.; bu. (15 lbs.), \$2.50.

**Timothy**—The most generally grown of all the grasses, and one of the most nutritious. Not adapted to pasture lands as it will not stand close cropping. (45 lbs. to the bushel). Prices variable and will be given on application.

**Orchard Grass**—One of the most valuable grasses for pasture or hay. It is one of the earliest and most rapid in growth of any, and the more it is cropped the better it seems to thrive. All kinds of stock seem to be partial to it as a pasture grass, and it is coming into more general use as a meadow grass. (14 lbs. to the bushel.) Bu. \$2.75; qt., prepaid, 25c.

**Meadow Fescue**—Of great value as a mixture of grasses for both meadows and pastures. It is taller and ripens somewhat later than Blue Grass. It is known in some sections as "Evergreen Grass." It should be sown with Orchard Grass and Red Top for pastures, and with Timothy and Italian Rye Grass for meadows. (18 lbs. to the bushel.) Bu., \$2.50; qt., prepaid, 25c.

**Kentucky Blue Grass**—Known in the Eastern states as "*Junc Grass*." The best of all the grasses for pastures and lawns. Forms a close, fine turf, and when well established, will stand close cropping. (14 lbs. to the bushel.) Extra clean seed, per bu., \$2.00; qt., prepaid, 20c.

**Red Top**—A valuable grass in all mixtures for lawns or pastures. Will grow in almost any soil, wet or dry. It is a hardy perennial, and produces an abundance of fine hay. Should not be omitted in seeding land where a close, fine turf is wanted. (14 lbs. to the bushel.) Bu., \$1.40; qt., prepaid, 20c.

**Italian Rye Grass**—A grass for all climates and all soils. One of the best for meadows in connection with Timothy, as it makes a strong second crop or aftermath, which the Timothy often fails to do. (18 lbs. to the bushel.) Bu., \$2.25; qt., prepaid, 25c.

**German, or Golden Millet**—Medium early; height three to five feet; seed round, golden yellow; produces abundantly of both stalk and grains. Sow half bushel to the acre. (48 lbs. to the bushel.) Bu. \$1.50; lb., prepaid, 20c.

**Hungarian (Crass) Millet**—One of the most valuable of soiling plants; height two or three feet; withstands drought and yields well on light soils; may be sown as late as July first and produce a heavy crop. Sow half a bushel to the acre. (50 lbs. to the bushel.) Bu., \$1.40; lb., prepaid, 20c.

## CLOVER.

**White**—Valuable for lawns, and should be in every mixture for permanent pasture. Lb., prepaid, 30c. Price per bushel, the market rate.

**Medium Red**—The common Red Clover, grown everywhere. If cut when in blossom it makes very good hay for cattle. Price given on application.

**Mammoth Red, or Pea Vine**—A very large, coarse clover, much used for plowing under for green manure. The stalk is too coarse to make good dry fodder. Per bushel, market price given on application; lb., prepaid, 20c.

**Crimson, or Scarlet Clover**—This new clover is attracting a good deal of attention. It can be sown from June to October, and the following spring will produce enormous crops for green manuring, silage or hay. It is an annual, a rank grower, roots deep in soil too poor for Red Clover. Grows late in the fall and early in the spring. Sow 10 to 15 lbs. to the acre. Price on application.

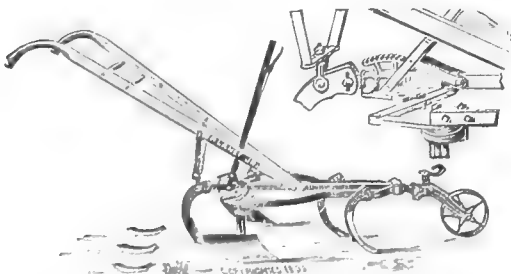
**Alsike, or Swedish**—This variety of clover is of finer growth than the Red, and adds to the quantity and fineness of the hay when mixed with the Red. It is also well adapted to low, moist land. It produces very heavy crops under favorable circumstances, but is not adapted for green manure. The blossoms are very distinct and the size of the head is midway between the white and red clovers. Per bushel, the market price; lb., prepaid, 25c.

**Alfalfa, or Lucerne**—A clover of great value, on deep, dry and light soils, where its tap root can penetrate to a considerable depth. When well established it produces several heavy cuttings during the season, and the fodder is suitable for all kinds of stock, for either soiling or hay. It is somewhat difficult to secure a good stand, but where it will succeed it is the most valuable of all the clovers. It should not be cut the first year before August, and then not closer to the ground than eight or ten inches. During the second year and afterwards it may be cut in June, and three or four times during the season. Lb., prepaid, 25c.; price per bushel, the market rate.

## RAPE.

**Dwarf Essex, or English**—This plant is much used in England and Canada for sheep, or for green manuring. There is no better plant where a *quick rank growth* is desired. It can be sown with a common seed drill in rows or broadcast. Five pounds will sow an acre. Should be sown in June or July. Price on application.

## PLANET JR. CULTIVATOR AND HORSE HOE



The "Planet Jr." Cultivator and Horse Hoe. (New Pattern, 2090.) Price.....\$7.00

These Cultivators are the best there is made.

## CAHOON BROADCAST SEED SOWERS.



Price.....\$3.50 each.

Our Seeds are all tested before sending out.

# SMALL FRUITS.

## STRAWBERRIES.


*The Six Most Profitable Strawberries.*




CRESCENT SEEDLING.

The plants should be set in rows  $3\frac{1}{2}$  feet apart and one foot apart in the row. Be careful to set the crown of the plants even with the surface of the ground.


The price per dozen includes the postage and they will be sent by mail prepaid, but the price per 100 does not; twenty cents must be added to the price per 100 when ordered sent by mail.



LOVETT'S EARLY.



SWINDLE.

 The Crescent Seedling and Lovett's Early are the *earliest*; the Bubach, Sharpless and Wilson *medium early*, and Swindle *late*.

**Crescent Seedling**—A bright scarlet berry, ripens early; is a strong grower and very productive. It has pistillate or imperfect blossoms, and there must be some perfect flowered variety like the Lovett or Wilson planted near them or the fruit will be imperfect. Strong plants 30c. per doz. by mail prepaid; 60c. per 100 not prepaid; \$3.50 per 1,000.

**Lovett's Early**—A cross between the Crescent and the Wilson. Large size, brilliant color and firm as the Wilson. Flowers perfect. Ripens early, very hardy and vigorous growth. Strong plants 40c. per doz. by mail prepaid; 75c. per 100 not prepaid; \$4.00 per 1,000.

**Bubach**—A great producer of large, bright-crimson berries. One of the best market berries. Medium early. Flowers pistillate or imperfect, and should be set near a bi-sexual variety. Strong plants 40c. per doz. by mail prepaid; 75c. per 100 not prepaid; \$4.00 per 1,000.

**Sharpless**—One of the largest strawberries, and very popular; bright red and smooth. On strong soil one of the best, yielding large crops of beautiful berries. Flowers bi-sexual or perfect. Plants 30c. per doz. prepaid; 75c. per 100 not prepaid; \$3.50 per 1,000.

**The Wilson**—An old standard sort, grown everywhere. It is the universal favorite with growers of small fruits. Strong plants 30c. per doz. by mail prepaid; 60c. per 100 not prepaid; \$3.50 per 1,000.

**Swindle**—A new berry. Ripens late, and one of the most productive of all. Leaf and fruit stalks long and stout; branches freely, and often thirty to forty berries form on a single cluster. Blooms medium to late, and one of the last to ripen. Flowers pistillate or imperfect. Strong plants 50c. per doz. by mail prepaid.

## RASPBERRIES.

Prices by the dozen include postage by mail; by the hundred they do not.

For field culture the Red Raspberry should be set in rows five feet apart, and three feet apart in the row the Black Caps in rows six feet apart and three and a half feet in the row.



THE GREGG.

**Golden Queen—Yellow**—The superior qualities of this berry will commend it to all. The berries are large, very handsome and productive. It seems to be hardy and will add an agreeable variety to this class of fruit. Strong plants, 60c. per dozen, by mail, prepaid; \$2.00 per 100, not prepaid; \$15.00 per 1,000.

## BLACKBERRIES.

By the dozen they are sent by mail, *prepaid*. For field culture set in rows 6 feet apart and 3 feet in the rows.

**The Erie**—A new early blackberry, very promising. Fruit the largest size, coal black, fine and solid. Very productive and so far perfectly hardy. Sells for the highest price in the market. Fruit growers cannot afford to overlook this berry. Strong plants, 60c. per dozen, prepaid; \$2.50 per 100, not prepaid; \$20.00 per 1,000.

**The Snyder**—The best Blackberry for the North, as it is vigorous and hardy and always reliable. Berries medium size, but sweet, juicy, and when fully ripe without a hard core in the center. It will stand a temperature of 25 degrees below zero without winter killing. Strong roots, 40c. per dozen, by mail, prepaid; \$1.25 per 100, not prepaid; \$10.00 per 1,000.

**The Kittatinny**—One of the largest and best of the Blackberries, but liable in exposed situations to winterkill. In sheltered situations second to none. The berries are large, sweet and handsome. It is well worth trying except in the extreme North. Strong roots, 50c. per dozen, by mail, prepaid; \$1.50 per 100, not prepaid; \$12.00 per 1,000.

## CURRANTS.


When properly managed Currants are the most profitable fruit that can be grown for market. Two hundred bushels to the acre is no unusual crop, and they are worth from three to four dollars per bushel. They require a cool, moist soil. Set five feet apart each way. Trim out the old wood and let the new canes spring up from the roots. If troubled with the green currant worm use White Hellebore freely. Prices by the dozen include postage.

**Fay's Prolific**—The most prolific of all Currants. Color, a bright red. In size, equal to the Cherry, less acid and three times as prolific. Stems four to six inches long, filled with the finest fruit, which does not drop from the stem like other Currants. Very popular, Per dozen, \$1.25, by mail, prepaid; per 100, \$7.00, not prepaid.

**Cherry**—One of the largest of the Red Currants. An old standard sort for market and grown everywhere. Very productive. Doz., 75c., by mail, prepaid; 100, \$5, not prepaid.

**Versailles**—The largest of the Currants. Fruit a bright red. Bushes very vigorous and prolific. Should be in every garden. Doz., 75c., by mail, prepaid; per 100, \$5.00, not prepaid.


**White Grape**—The finest of the White Currants. Fruit, a yellowish white, mild acid, quality excellent. One of the very best for the table. Per dozen, 75c., by mail, prepaid; 100, \$5.00, not prepaid.





GRAPES.

So many books have been written on the cultivation of the Grape, that it is not necessary to give special directions here. Only this caution to beginners: it is only the *new wood* of one year that bears fruit the next. The same cane never bears fruit twice. In pruning, cut away *nine-tenths* of the previous year's growth to get the largest amount of fruit. The growth of too much wood is at the expense of the fruit. I give only the choicest varieties, but can supply others when wanted.




Copy of a part of a photograph of a NIAGARA vine, planted 1878, as it appeared Fall 1880, with 63 clusters weighing 26½ lbs., on 48 inches bearing wood

Single vines we send by mail *prepaid*, at the prices named; by the dozen, not prepaid.

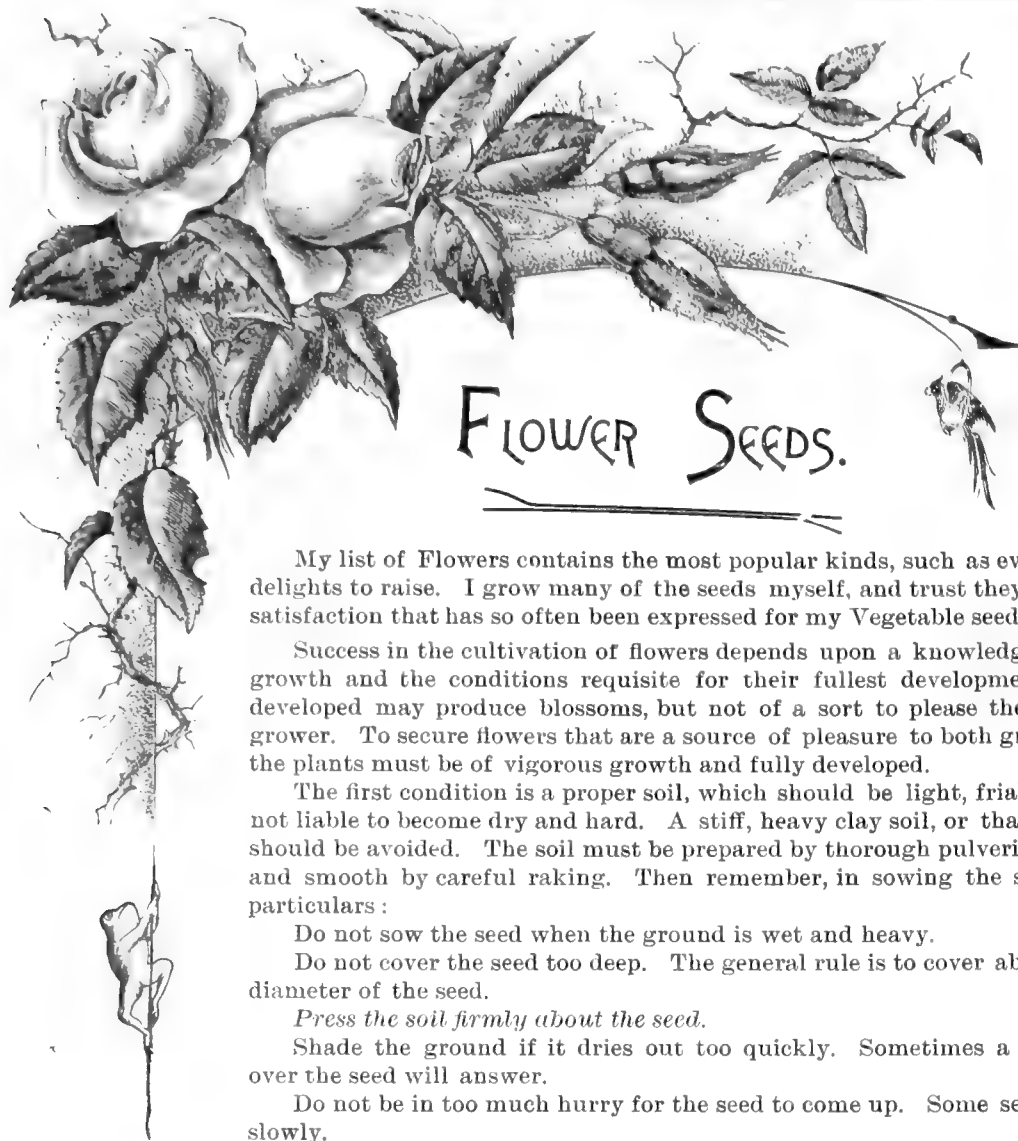
- The Niagara**—The leading White Grape—too well known to need description. There is probably no other grape so extensively grown for eating out of hand. Growth very vigorous, and an immense bearer of large, beautiful bunches of rich, luscious fruit. No collection should be made up without it. Strong two-year old vines, 20c. each, prepaid; per doz. \$1.50.
- Moore's Diamond**—A new superior White Grape. Fruit large, white, thin skin, juicy, and sweet to the center. Bunches large, compact and shouldered. Vine a strong grower and abundant bearer. Considered the best White Grape. Strong two-year old vines 25c. each; \$2.25 per doz.
- Moore's Early**—A fine Black Grape, about two weeks earlier than Concord. Bunch and berries both large. One of the best of the very early grapes. Strong two-year old vines, 25c. each; per doz. \$2.00.
- Brighton**—One of the best and earliest of the Red Grapes. Fruit good size and fine flavor. Very desirable. Strong two-year old vines, 20c. each; per doz. \$1.50.
- Concord**—The grape for the million—grown everywhere. Black, hardy, early and popular. Strong two-year old vines, 15c. each; per doz. \$1.00.
- Worden**—A seedling of the Concord, which it closely resembles, but the berries are larger and finer flavored and ripen earlier. Considered by many the best of the Black Grapes. Strong plants, 20c. each; per doz. \$1.50.
- Delaware**—The Queen of the Grapes. Bunches very compact and shouldered; berries light red, rather

- small, thin skin, very juicy, without any hard pulp; spicy, and flavor delicious. He who does not enjoy a Delaware Grape should go where grapes are not grown. Vines are not very vigorous, but hardy. Strong two-year old vines, 15c. each; per doz. \$1.00.
- Pocklington**—A large, light Golden-yellow Grape of the best quality—better than the Niagara, though not so well known. The vine is a vigorous grower, very hardy; bunches large and shouldered; berries large, thickly set, juicy and sweet to the center. Ripens with the Concord. Strong two-year vines, 25c. each; per doz. \$2.00.
- Catawba**—The old standard Red Grape, both for table use and wine making. rather late, but, where it will ripen, the best. Berries red, good size; flavor sprightly and rich. Strong two-year vines, 15c. each; per doz. \$1.00.
- Agawam** (ROGERS No. 15)—Berries large, red, early, and of a rich aromatic flavor, much liked by many. Considered by Mr. Rogers as the best of his new hybrids. Strong two-year vines, 20c. each; per doz. \$1.50.
- Salem** (ROGERS No. 22)—A Red Grape, resembling the Catawba, but as early as the Delaware. Hardy and vigorous; fruit very sweet, with a sprightly aromatic flavor, more delicate than Agawam. Strong two-year vines, 20c. each; per doz. \$1.50.
- Wilder** (ROGERS No. 4)—Large and black; fine quality; the best of the black hybrids; medium early, hardy and prolific. Strong two-year vines, 15c. each; per doz. \$1.00.

No. 20. PRUNING SAWS.



16-inch blade, 60 cents each; 20-inch blade, 75 cents each.



## FLOWER SEEDS.

My list of Flowers contains the most popular kinds, such as every lover of flowers delights to raise. I grow many of the seeds myself, and trust they will give the same satisfaction that has so often been expressed for my Vegetable seeds.

Success in the cultivation of flowers depends upon a knowledge of their habits of growth and the conditions requisite for their fullest development. Plants poorly developed may produce blossoms, but not of a sort to please the eye or satisfy the grower. To secure flowers that are a source of pleasure to both grower and beholder, the plants must be of vigorous growth and fully developed.

The first condition is a proper soil, which should be light, friable and porous, and not liable to become dry and hard. A stiff, heavy clay soil, or that which is too dry, should be avoided. The soil must be prepared by thorough pulverizing, and made fine and smooth by careful raking. Then remember, in sowing the seeds, the following particulars:

Do not sow the seed when the ground is wet and heavy.

Do not cover the seed too deep. The general rule is to cover about three times the diameter of the seed.

*Press the soil firmly about the seed.*

Shade the ground if it dries out too quickly. Sometimes a newspaper fastened over the seed will answer.

Do not be in too much hurry for the seed to come up. Some seeds germinate very slowly.

Do not pull up your flowers for weeds before you can tell the difference.

Finally, by exercising care, patience and perseverance, you may expect flowers that will amply repay all the labor bestowed upon them. But do not scatter your seed at random, and then wait to get "something for nothing."



## ANNUALS.

Annuals embrace the larger part of the flowers usually grown in our Gardens. They make a quick growth, blossom the first year, and then ripen their seed for future seeding. Some, like the Phlox, Petunia and Verbena, furnish a continuous bloom till late in the fall; and some, like the Pansy and Verbena, are quite hardy, and, if properly cared for, will live through the winter and blossom the second year. Some of the Annuals are also beautiful climbers, like the Convolvulus and Ipomoea. The Tropaeolum furnishes both the dwarf and climbing Nasturtiums.

**ALYSSUM.**



A hardy annual, flowering from early spring till frost. Flowers are pure white, and of a peculiar delicate fragrance; very useful in making all kinds of bouquets; grows freely from the seed in the open ground, and makes a very pretty border for a bed.

**Alyssum, Sweet**—A hardy annual; flowers small and sweet, in clusters. 6 inches. Pkt..... 5

**ASTER.**

No flower is more popular than the Aster, and few have held so high a place in popular esteem for so many years. The seed may be sown during the months of March and April, under a frame or in the greenhouse and transplanted in May. The Aster, like the Dahlia, is essentially a Fall flower, and there is no haste in sowing the seed in the spring. Set the plants from six inches to one foot apart, according to the size and habit of the variety. The Aster requires considerable water, and liquid manure may be applied occasionally, with good results. The large flowering varieties should be supported with stakes.



WHITE BRANCHING.

**New White Branching**—New. A pure white Aster, four inches in diameter. The petals are more or less curved or twisted, giving it the appearance of a Chrysanthemum, which it resembles as a cut flower. The plants grow later than other varieties and give a supply of flowers when others have faded. Pkt.....20

**Chrysanthemum-Flowered Dwarf**—Grows about a foot high and blossoms late in the season. Highly prized for its great beauty. Mixed colors. Pkt.....10

**New Victoria**—About two feet high. One of the finest Asters in cultivation. Flowers large and double. Mixed colors. Pkt.....15

**Newest Dwarf Bouquet**—About 8 inches high, each plant looks like a bouquet of flowers; fine for edging or small beds. Different colors mixed. Pkt. 10


**Truffaut's Pæony-Flowered Perfection**—Two feet in length; large, beautiful flowers; petals long, a little reflexed. Mixed colors. Pkt.....10



NEWEST DWARF BOUQUET.

**BALSAMS.**

The Balsam is one of the most beautiful and popular of our annuals. Our climate is wonderfully adapted to the growth of the Balsam, and with a good rich soil, and decent care, plants and flowers of the greatest excellence are produced. Sow in a frame or bed and transplant when 2 or 3 inches in height. The Balsam loves a warm place. When the plants appear to be making too thick a head, so as to hide the flowers, it is a good plan to cut out some of the branches when small.



**Camellia-Flowered**—Double, perfect in form. Mixed colors. Pkt.....10


**Camellia-Flowered, Spotted**—Very double, spotted with white. Mixed colors. Pkt.....10

**(CALENDULA—Marigold.)**

The Marigold is one of the oldest inhabitants of the flower garden, and still very popular. Half hardy annuals, in bloom till frost.

**Calendula, Officinalis Le Proust**—Uniformly double; nankeen, edged with brown. Pkt.... 5

**Meteor**—The handsomest of the Calendulas; perfectly double, and beautifully striped, the petals having a creamy center, edged with orange yellow. Pkt..... 5



FRENCH MARIGOLD.



CENTAUREA.

**CENTAUREA.**

Known as Bachelor's Button. A showy, hardy annual, popular everywhere. Pkt..... 5

**CANTERBURY BELL.**

(*Campanula Medium.*)

Handsome, hardy biennial, rich color and profuse bloom. Their large, bell-shaped flowers are freely produced throughout the summer and are strikingly handsome.

**Canterbury Bell**—Plant about two feet high; mixed colors. Pkt..... 5



**CASTOR BEAN—(Ricinus).**

A tall, stately plant, with large, glossy green leaves and long spikes bearing seed. An elegant plant for the lawn or the center of a flower bed. Plant the beans where the plants are to grow. It grows in rich soil 8 to 10 feet high. Mixed varieties. Pkt.....10

### CALLIOPSIS, OR COREOPSIS.

A very brilliant class of hardy annuals, about two feet high. A very showy border plant, producing flowers in nearly every shade of yellow, orange, crimson, red and brown. If the seed pods are removed as they appear, the plant will remain in bloom much longer. The seeds grow readily, and may be sown where they are to remain.



- Calliopsis Lanceolata**—Golden yellow. One of the finest for cutting. Pkt. .... 5
- Calliopsis**—Mixed colors. Pkt. .... 5

### CANDYTUFT.



Universally known and cultivated, and indispensable for cutting. It blooms freely and is perfectly hardy, so that most kinds may be sown in the earliest Spring, or even in the Autumn. Its neat little clusters of flowers are quite a treasure to the bouquet maker. The prevailing colors are white and purple, though some new kinds are verging on the crimson and carmine.

- Candytuft, Empress**—Pure white, strong, free grower, finest variety in cultivation. Pkt. .... 10
- Candytuft**—Mixed colors. Pkt. .... 5

### CHRYSANTHEMUM.



CHRYSANTHEMUM.

The great demand for the annual varieties has brought the Chrysanthemum into general favor. They are showy and effective in the garden, and very desirable for cut flowers. Seed sown in the Spring will produce large and vigorous plants by Fall.

and will give a profusion of fine flowers. The seed germinates quickly, and the plants make a rapid growth.

#### Single Annuals.

- Burridgeanum**—White, crimson and yellow. Pkt. .... 5
- Golden Feather**—Foliage golden yellow, ringed white and crimson, maroon eye. Pkt. .... 5
- W. E. Gladstone**—New and different from other varieties. Brilliant rich crimson. Pkt. .... 5
- Lord Beaconsfield**—Crimson, maroon edged, brown eye, ringed yellow. Pkt. .... 5

#### Double Annuals.

- Double Yellow**—Pkt. .... 5
- Double White**—Pkt. .... 5

For Chrysanthemum Plants, see page 47.

### COCKSCOMB—(Celosia).

The Cockscomb is so named because it resembles the comb of that bird. There are several colors, red, orange and yellow, but the bright reds are the best. These combs are often grown to a foot or more across the top. The New Japan Cockscomb far excels every other variety in the varied forms and beauty of the combs and the brilliancy of their color.



- New Japan**—An entirely new and distinct and very beautiful variety. Pkt. .... 10



COSMOS.

### COSMOS.

One of the finest Autumn-flowering plants. The seed should be sown in March or April under glass, or in the house, and transplanted about June 1st. The foliage is feathery and graceful, with a profusion of flowers resembling single dahlias. It is unsurpassed for bouquets and vases. It will make a beautiful house plant for the Winter if potted before hard freezing.

- Cosmos**—Pearl white. Pkt. .... 10
- Cosmos**—Mixed colors. Pkt. .... 10

Two things I hope my customers will not forget this year: My special offers on Seed Potatoes, and Collections of Seeds, on pages 2 and 3.

We pay the postage or express charges on packets, ounces, pounds and quarts.

**CARNATIONS**—See page 43.

**DIANTHUS**—(*Pinks*.)



DIANTHUS HEDDEWIGII.

The varieties of Dianthus known as Chinese Pinks and Japan Pinks are among the most brilliant of our garden flowers. Plants of the tall sorts are from 12 to 15 inches in height. Seed may be sown in the spring under glass or in a seed-bed.

**Dianthus Chinensis**  
Best double varieties, mixed. Pkt..... 5

**Heddewigii, Japan Pink**—Large flower, 3 inches in diameter, beautiful rich colors, finely marked. Pkt.....10

**ESCHSCHOLTZIA.**

Better known as California Poppy. One of the finest of the Poppy family. Plants are of easy cultivation and can be sown where they are to stand. Grows about a foot in height, and is covered with a profusion of bright yellow blossoms. Beautiful for cut flowers.

**Eschscholtzia**—  
Pkt..... 5



**HELIANTHUS.**

(See *Sunflower*, on page 30.)

**MARIGOLD**—(*See Calendula*.)

**MIGNONETTE.**

A well-known hardy annual, producing exceedingly fragrant flowers on spikes five and six inches long. If sown at intervals during the spring and early summer, it will blossom the whole season. No garden should be without it.

**Reseda Odorata**—The common Sweet Mignonette. Pkt. 5

**Parson's New White**—Flowers almost pure white, borne on spikes six to eight inches long, and of great fragrance. Pkt. 5




PARSON'S WHITE.

**NASTURTIUM.**

A bed of Dwarf Nasturtiums (*Tropæolum Minus*) forms an attractive feature in the flower garden. It is a hardy annual, grows about a foot high, and will blossom all the season. If the soil is not too rich the flowers will be more brilliant.

**Nasturtium, Dwarf**—(*Tropæolum Minus*)—  
Mixed. Pkt..... 5



**PETUNIA.**



PETUNIAS.

Petunias are unsurpassed for massing in beds. Their richness in color, duration of bloom and easy culture will always render them popular. Few flowers make a more showy bed than the Petunias, giving flowers from early summer until the early frosts. The seed may be sown in the open ground, but they will come into bloom much earlier if sown under glass and transplanted about 1 1/2 feet apart. Be careful not to cover the small seeds too deep.

**Petunias**—Fine mixed. Pkt.....10

**POPPY.**

The Poppy is becoming quite fashionable again. The annual varieties are numerous and vary in size from the smallest to the large double Pæony flowered. The new Shirley and California Poppies are especially delicate and beautiful. They are very fine as cut flowers. They are hardy and flower profusely for a long time.

**The Shirley**—A NEW POPPY. Flowers large and exceedingly graceful and elegant. Colors range from blush-white, delicate pink and carmine to bright crimson.



THE SHIRLEY.

Very elegant as a cut flower for vases. There is nothing finer for table decoration than the Shirley and California Poppies. Pkt.....10

**Pæony-Flowered**—Large flowers and very double Pkt. 5c. **California Poppy**—See Eschscholtzia.

**PORTULACA.**

The Portulaca is a hardy creeping annual, and makes the most dazzling display of brilliant colors of all the garden favorites. They are in bloom from July until killed by frost. Each plant covers a space about a foot in diameter, with flowers of almost every color imaginable. It delights in a warm sun and sandy soil. When everything else is perishing for lack of moisture, the Portulaca will give its largest flowers and brightest colors. Sow in the open ground early, or under glass. Fine mixed. Pkt.. 5

**ZINNIA.**

A very showy half hardy annual of easy cultivation. It is in flower all summer. The double Zinnias usually grow about 2 feet in height, giving flowers quite as double as the Dahlia. The Zinnia makes an excellent border or summer hedge plant, and for this purpose set plants 12 to 15 inches apart, so as to make a continuous row or border. The seeds grow easily, and young plants can be moved as safely as cabbage plants.

**Zinnia, Choicest Double**—Best colors mixed. Pkt.....10

**Zinnia, Pompon**—A beautiful new strain of this popular flower. Colors exceedingly bright and showy. Flowers about half the size of the ordinary Zinnias, and very distinct and beautiful. Mixed colors Pkt.....10



ZINNIA, POMPON.



**PLANTS**—75c. per doz.; by mail, prepaid, \$1.00 per doz.

**PINKS**—(See *Dianthus*).

### PHLOX.

For a brilliant and constant display the Phlox Drummondii is not surpassed by any of our Annuals. The blossoms range from pure white to the deepest purple. For masses of separate colors and for cutting for bouquets they are unsurpassed. The seed may be sown in the open ground in May, or the plants may be started in the hot-bed and transplanted about a foot apart. Give good rich soil and no flower will give more satisfactory returns for the outlay.

**Phlox Drummondii**—All varieties mixed. Pkt.....10

**Phlox Drummondii Grandiflora Splendens**—Larger flowers than the old sort. Choice mixed. Pkt.....10



VERBENA.

### PANSY.


The Pansy is among our flower seeds what onion seed is among vegetables—our special hobby. We grow some of the finest Pansies to be found anywhere, both for the plants and for the seed. There is nothing finer than our Fancy and Butterfly. They contain some of the most celebrated Pansies grown. Young plants produce the largest flowers.

The seed may be sown in the open ground or in a hot-bed. When sown in the Spring, sow as early as possible in order that the plants may come into bloom before the dry, hot weather. The soil should be rich, cool and moist, as coolness and moisture are requisite for their best growth. Seed sown in September will make early plants for the following Spring. They are quite hardy and will live through ordinary winters without protection.

**Mammoth Butterfly**—A superb strain of pansies, containing some of the finest pansies grown. Flowers large. All colors, from white to velvety black. I paid \$32.00 per doz. for the original stock of these pansies. Pkt. 15

**Glass' Fancy**—An extra strain of pansies in which the dark rich colors predominate. The Bugnot, Peacock, Old Gold and other celebrated pansies are included in this strain. Pkt.....20

**The Highland**—A brilliant strain of pansies in which the bright, lighter colors prevail. Flowers the largest size and most brilliant colors. Pkt.....10



### VERBENA.

No plant is more generally cultivated or eagerly sought after than the Verbena. Sow the seed under glass early in the spring and transplant after three or four inches of growth. Good healthy plants can be produced from seed that will cover a space four feet in diameter, flower in July and continue strong and healthy until destroyed by frost.

**Verbena Hybrida**—Choice seed; mixed: Pkt..... 20




**AGERATUM.**

A perennial that blooms the first year from seed. Produces a pretty brush-like flower during the summer, and is fine in bouquets. Sow in August it will produce plants for winter blooming. Mixed varieties. Pkt.....5

**CARNATION.**

The most beautiful of all the Dianthus family. No flower can surpass it in the delicacy of marking or delicious fragrance. It has always been the most esteemed of the florists' collection. Flowers large and beautiful. Seed may be sown under glass in the Spring, or in the open ground, and the second Summer they will flower. Some will prove single, others semi-double, and these can be pulled up as soon as they show flower. Young plants are perfectly hardy, but when old they are injured in the Winter. A succession of young plants should be procured, either from seeds or from layers, every year.

**Carnation**—Extra fine double mixed seed. Pkt...25  
**PLANTS**—For Plants, see page 46.



CARNATION.

**DAHLIA.**




DAHLIA.

The Dahlia is the finest of all the Autumn flowers. When everything else is fading, this magnificent flower is in all its glory. They are of easy cultivation, and grow in almost any soil. New varieties can be readily produced from the seed. Sow the seed in greenhouse or in pots in the house, and as soon as strong enough and

all danger of frost is past, plant out into the open ground one foot apart. These plants will make tubers large enough for putting out the following Spring, and will blossom in the Fall. As the Dahlia

is a Fall flower the bulbs may be planted out about the middle of May, or even later, covering the necks about three inches. If many shoots start, thin them out. After flowering, and before hard frosts, remove the tops, dry the bulbs a little, and put away in the cellar for another year.

**Dahlia**—Choicest seed, double varieties, mixed. Pkt.....20  
**Dahlia**—Single varieties. Handsome bedding plants, much used for cutting. Pkt.....20  
**BULBS**—For Bulbs, see page 47.



DOUBLE DAISY.

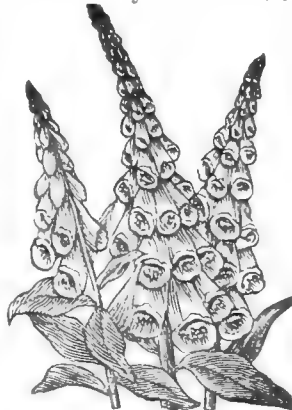
**DOUBLE DAISY.**

Charming little plants for edgings and borders. not all will come double from the seed, and the single ones should be pulled out. Give it a cool, partially shaded place. Sow seed very early. The flowers are abundant in early Spring, and may be made to flower later by the use of water. Plants can be removed safely, even when in flower. The plants should be about six inches apart when set, so that when in perfection they will about cover the ground.

**Double Daisy, White**  
 —Constant. Pkt....20  
**Double Daisy**—Best German seed, mixed colors. Pkt.....20

**DIGITALIS.**

(Foxglove.)



Biennial. A stately plant, nearly three feet in height, with racemes of thimble-shaped flowers often two feet in length. Hardy. In Autumn the plants may be divided and reset.

**Mixed Varieties**— Pkt.....5

**HOLLYHOCK—(Double).**

A hardy perennial. In situations suitable for tall flowers there is nothing better than the Hollyhock, yet the improved varieties do not grow very tall, 4 or 5 feet being the average height. The flowers are as double as a rose, of many shades of color, from a deep yellow, red and purple, to a pure white. Plant the seed in June in the open ground, and in the autumn transplant to a permanent position. They should be protected during winter by straw or leaves.

**Hollyhock**—Choice mixed. Pkt...10

**MIRABILIS—(Four o'clock).**

A perennial blooming the first season. Grows 2 feet high and makes a brilliant show. Blossoms open in the afternoon.

**Mirabilis** (*Marvel of Peru*). Mixed colors. Pkt..... 5



SALVIA.




HOLLYHOCK.



MIRABILIS.

**SALVIA**—Known as Flowering Sage. One of the handsomest perennials for summer or autumn flowering. Grows in compact bushes about two feet high, covered with brilliant flowers. Very effective for massing in beds. Plants should be started under glass or in the house and not transplanted into the open ground before the weather is warm. **Salvia Splendens**—Large scarlet. Pkt..... 5



**CLEMATIS.**

The Clematis is one of the finest climbers, and is universally admired. Some of the varieties are remarkable for their beauty, among which the Jackmanni is pre-eminent. It has proved itself to be the most showy of all the hardy climbers. The flowers are large, intense violet purple, from four to six inches in diameter, and so abundant that it seems one solid mass of blossoms.

**Clematis**—Jackmanni plants, each 50  
" European Sweet,  
Plants, each.....20

**CONVOLVULUS.**

(*Morning Glory.*)

A handsome showy climber of rapid growth and culture. The seed germinate readily, and they can be grown almost any time. It is a very hardy annual, and it will grow in almost any soil or situation. The flowers are most brilliant in the morning and in that respect it is the opposite of the Moonflower. **Morning Glory** (*Convolvulus Major*)—Mixed. 5

**CYPRESS VINE.**

A delicate little climber that flowers freely. Will grow to a height of 20 feet. The seed should be soaked in water before sowing.

**Cypress Vine**—Foliage beautiful. Mixed seed. Pkt..... 5



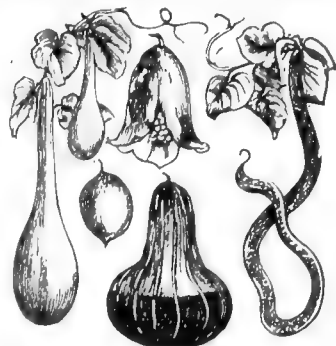
CYPRESS VINE.



MORNING GLORY.

**GOURDS.**

A tender annual climber, with curiously shaped fruit in various colors. Do not plant the seed till all danger of frost is over, and select rich, mellow ground. The culture is the same as for melons and squashes. Being of rapid growth, they are useful for covering old fences, stumps or trellises.



GOURDS.



**Courd, Mock Orange**—The well known Mock Orange. Pkt. .... 5  
**Nest Egg**—A good substitute for a nest egg, not injured by heat or cold. Pkt. ... 5  
**Siphon, or Dipper**—Long, slim handles, useful for dippers. Pkt. .... 5

**MOONFLOWER**—(*Ipomoea Bona Nox*).

The Moonflower is a new climber and creating quite a sensation. It is one of the largest and finest of all the climbers, growing with great rapidity and surprising every one who plants them. The flowers are open about five o'clock in the afternoon and close before noon the following day. A single plant will often produce each evening from 30 to 100 flowers of striking novelty and beauty.

**Moonflower**—Flowers large, white. Pkt. .... 10

**SMILAX.**

A popular well-known climber with dark green, glossy leaves, much used with cut flowers. A fine window plant. Plants, each ..... 15



MOONFLOWER.



SMILAX.



**SWEET PEAS.**

Sweet peas are the most popular flowers grown. No one who loves flowers can afford to be without them. The new varieties are now so distinct and varied that everyone is delighted with them.

When sowing the seed make a trench *six inches deep* and cover with *two inches of soil*. When the vines are five or six inches high gradually fill the trench. By sowing deep they will stand the hot weather in mid-summer without drying up, and continue to bloom a long time. The seed pods should be cut off as soon as formed. If they are allowed to remain the vines will soon stop blossoming.

I give below a list of the finest varieties, embracing a variety of colors :

- Emily Henderson**—The best White Sweet Pea in cultivation. Flowers large size and pure white. Pkt. 10c.; oz. 20c.; ¼ lb. 45c.
- Blanche Ferry**—One of the finest. Flowers large, bright pink. Continues in blossom longer than most varieties. Pkt. 5c.; oz. 15c.; ¼ lb. 25c.
- Mrs. Gladstone**—Beautiful; soft blush pink suffused with carmine. Profuse bloomer. Pkt. 5c.; oz. 10c.; ¼ lb. 25c.
- Her Majesty**—Deep rose crimson; showy and handsome. Pkt. 10c.; oz. 20c.; ¼ lb. 45c.
- Queen of the Isles**—White ground, splashed with bright carmine. Pkt. 5c.; oz. 10c.; ¼ lb. 25c.
- Lottie Eckford**—A delicate lavender, Pkt. 5c.; oz. 15c.; ¼ lb. 35c.

- Primrose**—Pale primrose; very beautiful. Pkt. 10c.; oz. 15c.;  $\frac{1}{4}$  lb. 35c.
- Orange Prince**—Pink, suffused with orange-yellow. Pkt. 10c.; oz. 20c.;  $\frac{1}{4}$  lb. 45c.
- Adonis**—Rose pink. Standard and wings long. A showy flower. Pkt. 5c.; oz. 10c.;  $\frac{1}{4}$  lb. 25c.
- Mixed Varieties**—Pkt. 5c.; oz. 10c.;  $\frac{1}{4}$  lb. 25c.


**SWEET PEAS—Special Offers.**

- 1st—5 *Packets, 25 cents.* 1 pkt. each of any five of the above varieties, of your own selection, by mail, prepaid, for.....25
- 2d—10 *Packets, 50 cents.* 1 pkt. each of all the above varieties, by mail, prepaid, for.....50
- 3d—10 *ounces, \$1.00.* 1 oz. each of all the above varieties, by mail, prepaid, for \$1.00.

**TROPAEOLUM MAJUS, OR CLIMBING NASTURTIUM.**

The *Tropaeolum Majus* is one of the prettiest and showiest climbers. Especially adapted to vases and baskets. Does not require a rich soil.

**Tropaeolum Majus**—Mixed varieties. Pkt..... 5



TROPAEOLUM MAJUS


# PLANTS AND BULBS.

The Bulbs and Roots named in this list are for Spring planting.

**ANEMONE.**

One of the best and most showy autumn plants. Foliage is dark green, grows 18 inches high, has pure white blossoms about two inches in diameter, with yellow disk resembling a water lily. A fine plant for cemeteries. Continues to improve until killed by frost.

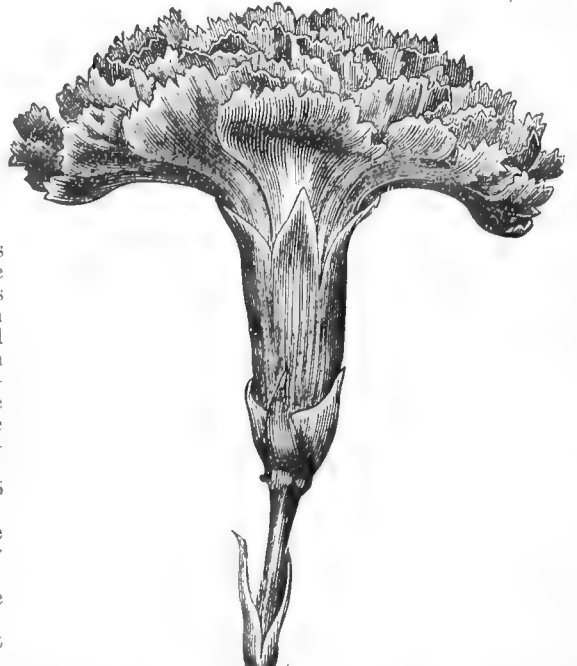
- Anemone Japonica Alba**—Pure white. Plants, each..... 20
- Anemone Whirlwind**—A new pure white double Anemone. Flowers  $2\frac{1}{2}$  to 3 inches in diameter. They should be taken up in the fall and stored in the cellar the same as other bulbs. Plants, each..... 30



**CALADIUM ESCULENTUM.**

One of the finest of the ornamental leaved plants. Leaves three feet or more in length and very broad. They make a grand display for centers of flower beds or decorating the lawn. Bulbs set in the spring make large plants during the summer. They should be taken up in the fall and stored in the cellar the same as other bulbs.

- Caladium Esculentum**—Bulbs, each..... 25
- “ “ “ “ Bulbs, per dozen.....\$2 50



**CARNATIONS.**

The great improvement in this favorite flower has made it a rival of the Rose for cut flowers. It has become indispensable to the florist for winter decoration. Plants should be renewed every year, either from seed or from layers. Young plants can be raised from seed though all will not come double. Layering can be done in the open ground in mid-summer by slitting the branches and covering with earth. If the seed is sown early in the spring the young plants will blossom the second summer. Those wanted for winter blossoming should be potted or transplanted to the greenhouse about October first.

- Carnation SEED**—Extra fine mixed. Pkt..... 25
- Plants of the following varieties, 15c. each; \$1.50 per doz.*
- Lizzie McCowan**—The best White Carnation. The flowers are very large and delightfully fragrant; they are borne on strong stems.
- Grace Darling**—A clear luminous pink; very free bloomer and very popular.
- Daybreak**—So named because of its likeness to the first light rosy tinge of the eastern sky at daybreak.
- Orange Blossom**—Variegated flowers; pink center, shading to creamy white with delicate fringe.
- American Flag**—A beautiful variegated and patriotic Carnation.

**CANNA.**



CANNA.

Ornamental foliage plants, growing three to five feet high, with beautiful flowers of various shades of yellow, crimson and vermilion. They can be grown from seed. If sown under glass or in pots in the house by February, and transplanted early, they will blossom the first year, and the second year will make fine plants. The seed is very hard and must be soaked in warm water, or better, puncture the shell to let in the water, and as the seed sprouts it will break the shell.

The plants, when once obtained, may be increased by dividing the roots, but they must be taken up on the approach of cold weather and stored for the winter like Dahlia bulbs.

**Canna, Indica rubra**—Red blossoms. Seed..... 10  
**Canna, Nigricans**—Orange blossoms. Seed..... 10  
 " " " " Roots, each..... 20

**Canna, Madam Crozy**—The finest of the French Cannas, which are continuous bloomers, and have larger blossoms than the common Cannas. The foliage is broad and massive, light green, and the blossoms are borne in large clusters. This Canna carried off the first prize at the World's Fair. Seed, pkt..... 15  
 Roots—Each..... 30



COLEUS.

are of many shades of colors of velvety appearance. No lawn is complete without them. Tender perennials, though they may be obtained from the seed the first season.

**Coleus**—Finest Hybrids, mixed seed..... 20  
 " " " " Plants, each..... 15  
 " " " " per doz..... \$1.50

**COLEUS.**

A well known and universally admired foliage plant. The leaves

**CHRYSANTHEMUMS.**



CHRYSANTHEMUM.

Chrysanthemums are too well known to need a description. They are the finest plants we have for late Fall and Winter blooming. They should be re-potted during the Summer, and pinched back and taken into the house before frost, when they will afford a grand display for two months.

**PLANTS**—Single plants of the following 20c. each; 3 for 50c.  
**Avalanche**—Flowers very large, full and double. Pure white. Very fine.  
**Golden Plume**—Bright golden-yellow; petals long and drooping.  
**Duchesse**—Red, tipped with gold.  
**Lilian B, Bird**—A beautiful shade of pink; petals tubular and of varying lengths.

*Ostrich Plume Chrysanthemums.*

These beautiful Chrysanthemums are the finest variety yet introduced. The flowers are large, perfect shape, and belong to incurved Japanese order. Their downy appearance produces a fluffy effect, similar to an ostrich feather.

**White Ostrich Plume**  
 —Mrs. Alpheus Hardy. Plants, each, 20c.; 3 for 50c.  
**Pink Ostrich Plume**  
 —Louis Boehmer. Plants each, 20c.; 3 for 50c.



DAHLIA.

**DAHLIA.**

The Dahlia is in its glory in the Fall when other flowers are fading. Nothing is more beautiful than a mass of Dahlias in

the late Autumn. The roots or bulbs should be put into the ground in the Spring as soon as it is dry enough to work. Cover the neck of the bulb with about three inches of earth. Before hard frost take up the roots and dry them out and store in a cellar not too dry. If too dry, they will shrink up; if too moist, the eyes will start too soon.

**BULBS**—20c. each; \$2.00 per doz. (Varieties next page.)

The following Dahlias are tall growing, and have large, showy blossoms :

**Ada Tiffin**—Light peach, tinged with rose.  
**Fire Fly**—Deep scarlet ; erect, with long stems.  
**High Sheriff**—Very dark : nearly black.

**Lottie Eckford**—White, striped with purple.  
**Prince Bismarck**—Large purple. Unsurpassed.  
**Yellow Standard**—Yellow.



**FUCHSIA.**

The Fuchsia is a tender perennial, and one of the most elegant and graceful of flowers. They can be grown in the open ground, or potted for winter flowering in the house.

**Fuchsias, Double**—Plants, each..... 20

**GLADIOLUS.**

The Gladiolus is the most gorgeous of the summer flowering bulbs. Each bulb throws up tall spikes of flowers two feet or more in height. To have a succession of bloom, set the bulbs from the middle of April to the first of June. Set them six to nine inches apart, and cover about four inches deep. Before freezing dig the roots and store in a cool dry place where they will not freeze.

**Gladiolus**—The best named varieties, 10 to 20 cents each ; \$1.00 to \$1.50 per dozen.

**HELIOTROPE.**

The Heliotrope is indispensable for bouquets and vases. They make fine bedding plants, and are very desirable for indoor culture, their rich vanilla perfume filling the room where they stand. Plants, 15 cents each : \$1.50 per dozen.



**LILY OF THE VALLEY.**

Most charming plants. They do the best in partially shaded places. Make the bed rich and plant the pips six inches apart and two inches deep. When potted in the fall they make beautiful ornaments for the house or the conservatory.

**Lily of the Valley**—Per 1/2 doz. 25c.; doz. 40c



**TUBEROSE.**

The Tuberose is one of the sweetest of flowers. The blossoms, a dozen or more on each stem, are pure white, wax like and very fragrant. The bulbs should be started early in the house or under glass, and transplanted into the open ground when danger of frost is past.

**Tuberose, Pearl White.**  
 Bulbs, each..... 10  
 Bulbs, per dozen..... 60




**YUCCA.**

The Yucca is a tall, erect plant, with long, narrow, sharp-pointed leaves, with a tropical aspect. It sends up a

strong, flower stem, bearing a large spike of very beautiful whitish flowers. It is nearly hardy, and with some protection will endure the winter in most parts of the country.

**Yucca Filamentosa**—Strong one-year old roots..... 30

**No. 15. Pruning Saws, Metal Braaced Handles.**



18-inch Blade, each..... 70 cents.—20-inch Blade, each..... 75 cents.

# USEFUL BOOKS,

## GIVEN AWAY AS PREMIUMS.

*These Books have been selected with great care, and we believe they are the best upon the different subjects which they treat. They should be in the hands of every progressive farmer and gardener. We will send any of them by mail PREPAID ON RECEIPT OF THE PRICE; or they will be*

## GIVEN AWAY AS PREMIUMS,

*and sent postpaid, for all orders for seeds at catalogue prices amounting to \$4.00 and over.*

For an order of **\$4.00** a book may be selected that is priced at **50** cents or less.

For an order of **\$6.00** a book or books may be selected priced at **\$1.00** or less.

For an order of **\$8.00** a book or books priced at **\$1.50** or less.

For an order of **\$12.00** a book or books priced at **\$2.00** or less.

For an order of **\$15.00** a book or books priced at **\$2.50** or less.

These Premiums are given for Vegetable and Flower Seeds, Plants, Roots, Small Fruits and Seed Potatoes, but cannot be allowed on Grain, Grass Seed and Implements, or on the "Collections of Seeds," on pages 2 and 3; nor can a Premium and Discount both be given on the same order. But the "Credit Certificates" will be taken on orders for which Premiums are given.

### ON GARDENING.

Henderson's Gardening for Profit.....	\$2 00
"    "    for Pleasure.....	2 00
Success in Market Gardening, by W. W. Rawson, one of the most successful market gardeners of New England.....	1 00
Celery Culture, by J. N. Stearns, Kalamazoo, Michigan.....	20
Celery for Profit, by T. Greiner.....	30
Asparagus Culture.....	50
Brill's Cauliflowers and How to Grow Them....	20
Cabbages and How to Grow Them.....	30
Gregory on Squashes.....	30
Mushrooms and How to Grow Them.....	1 50
Onions and How to Grow Them.....	20
Ten Acres Enough.....	1 00
Our Farm of Four Acres.....	30
Roe's Play and Profit in my Garden.....	1 50
Gardening for Young and Old, by Joseph Harris.	1 25
Jones' Peanut Plant; its Cultivation and Uses,	50
Truck Farming at the South.....	1 50

### ON FRUIT AND FLOWERS.

Barry's Fruit Garden, New and Revised Edition,	\$2 00
Henderson's Practical Floriculture.....	1 50
Handbook for Fruit Growers, by F. R. Elliott. Very practical.....	1 00
Fuller's Strawberry Culturist.....	25
Fuller's Small Fruit Culturist. New Edition....	1 50
Fulton's Peach Culture. New and Revised Edition.....	1 50
Meech's Quince Culture.....	1 00
Parsons on the Rose. New and Revised Edition	1 00
Roe's Success with Small Fruits.....	2 50
Webb's Cape Cod Crauberrries. Paper.....	50
Field Notes on Apple Culture, by L. H. Bailey, Jr.....	75
Greenhouse Construction.....	1 50

### FARM TOPICS.

A new Atlas entitled, "**Sensible Low Cost Houses.**" How to build them. This contains plans, illustrations and complete descriptions of 56 New, Beautiful and Cheap Country Houses, costing from \$800 to \$7,500. Shows how you can build a \$2,000 house for \$1,750, and how to make them handsome, convenient, cool and airy in summer; warm and cheaply heated in winter. If you intend to build a house you want this book. Price, \$1.00 by mail, or given free for an order of \$6.00 or more.

Everybody's Paint Book. Gives full directions for mixing and applying paints; also, tells all about varnishing, staining, paper hanging, how to renovate furniture, etc.....	\$1 00
The New Potato Culture, by E. S. Carman.....	75
Silos and Ensilage.....	50
Henderson & Crozier's How the Farm Pays....	2 50
Johnson's How Crops Grow.....	2 00
Beal's Grasses of North America.....	2 50
Broom Corn and Brooms.....	50
Hop Culture. New Edition.....	30
Tobacco Culture, by Fourteen Experienced Cultivators.....	25
Stoddard's An Egg Farm. Revised and Enlarged.....	50
Profits in Poultry and their Profitable Management. Most complete work extant.....	1 00
Treat's Injurious Insects of the Farm and Garden.....	2 00
Farm Appliances.....	1 00
Farm Conveniences.....	1 50
Harris' Talks on Manures. New and Revised Edition.....	1 75
Our Homes; How to Beautify Them.....	1 00
Woodward's Suburban and Country Houses....	1 00
Barn Plans and Out-Buildings.....	1 50
Waring's Draining for Profit and Health.....	1 50
History, Treatment and Diseases of the Horse, by Youatt.....	2 00
Scribner's Lumber and Log Book.....	35

# WHAT MY CUSTOMERS SAY:

Inclosed find order for seeds. Your seeds are the best I have ever had in my long experience as a gardener. *Your water-cleaned seeds cannot be equalled.*

LORENZO MARTIN, Chautauqua, N. Y.

The seeds I bought of you were the best I ever had. From an ounce of your Carrot seed I raised 37 bushels of the finest Oxheart Carrots I ever saw, and from 40 pounds of your Early Ohio Potatoes I raised 27 bushels of the finest Potatoes ever seen here, and sold them for \$1.25 per bushel. I received twelve seed annuals this season, but I pile them all back in one corner out of the way, except yours, which I look at every chance I get.

A. PACKARD, Lewis Co., N. Y.

I have a great growth of Onions from your seed. The only trouble I see with them is, they are too thick.

H. M. LITTEL, Wayne Co., N. Y.

The seed I had of you last season was the best I ever used, especially the Danvers Onion seed.

M. J. JEWETT, Jeff. Co., N. Y.

Your Tomato seed proved the best we ever had, and your Cabbage seed was the very best in the country.

JOS. PEACHEY, Wichita, Kansas.

There is only one difficulty with your seeds: they grow too thick; they are sure every time; the best I ever had.

H. S. PIERCE, St. Johnsbury, Vt.

You merit our order again this year, for we find your seeds all you claim for them: "Good Seed, Full Weight, and Fair Price."

MRS. E. TOWNSEND, Genesee Co., N. Y.

Having used your seed two years, I find them just as represented.

MANFORD STREETER, Wolcott, N. Y.

Your seeds arrived in splendid shape and germinated well, and have done and are doing finely. Thanks for extras. I shall want more next spring.

CHAS. CHILDS GILDERSLEEVE, Woodstock, Conn.

We have had your seeds a number of years, and all speak highly of them; large packages and sure to come up.

S. O. DAVIS, Windham Co., Vt.

Your seeds have always proved so good, and just what they were recommended to be, that I can always recommend them in the highest terms, and want no others.

E. K. CONVERSE, Carson City, Michigan.

From the seed I got of you two years ago, I had the best garden I ever had. I have recommended your seeds to a good many.

JOSEPH JACKSON, Fond Du Lac, Wis.

DEAR SIR—Last spring I purchased some Onion seed of you, which was entirely satisfactory. I have been trying for five years to get some Onion seed that would produce such Onions, in both quantity and quality, as I read of other growers raising, but have not accomplished that result until this season. From half an acre of Yellow Globe, Early Red, and Red Wethersfield, I have a large yield of remarkably fine Onions. *All the scallions and small unsalable Onions from the half acre could have been contained in a half bushel measure.* You may expect another order from me.

E. C. GILLET, Penn Yan, N. Y.

I was really much pleased with your seeds last year; I shall get all my seeds from you this year. I shall want quite a quantity in the Fall.

G. C. JENNINGS, Jacksonville, Florida.

Your seeds this year are all very good, and we had the finest Beets we have ever grown.

A. J. KLUG, Market Gardener, Buffalo, N. Y.

I never knew what good seed was until I commenced dealing with you. In the two years past, the seed we got of you has germinated and grown finely, and we had the best garden we have ever had.

M. SEAGER, Etna, N. Y.

The seeds I have bought of you the past two or three years have proved very satisfactory. I think they excel in two particulars: First, in vitality, producing strong and vigorous plants in abundance; and second, in being true to name—two very important points.

W. A. JACOBS, Port Byron, N. Y.

ALL OF WHICH GOES TO PROVE THAT  
**MY WATER-CLEANED SEEDS ALWAYS GROW.**